

**BEFORE THE
PENNSYLVANIA PUBLIC UTILITY COMMISSION**

JOINT APPLICATION OF MID-ATLANTIC	:	
INTERSTATE TRANSMISSION LLC	:	
(“MAIT”); METROPOLITAN EDISON	:	
COMPANY (“MET-ED”) AND	:	
PENNSYLVANIA ELECTRIC COMPANY	:	
(“PENELEC”) FOR: (1) A CERTIFICATE	:	
OF PUBLIC CONVENIENCE UNDER 66	:	DOCKET NO. A-2015-
PA.C.S. §1102(A)(3) AUTHORIZING THE	:	DOCKET NO. A-2015-
TRANSFER OF CERTAIN TRANSMISSION	:	DOCKET NO. A-2015-
ASSETS FROM MET-ED AND PENELEC TO	:	DOCKET NO(S). M-2015-
MAIT; (2) A CERTIFICATE OF PUBLIC	:	
CONVENIENCE CONFERRING UPON	:	
MAIT THE STATUS OF A PENNSYLVANIA	:	
PUBLIC UTILITY UNDER 66 PA.C.S. §102;	:	
AND (3) APPROVAL OF CERTAIN	:	
AFFILIATE INTEREST AGREEMENTS	:	
UNDER 66 PA.C.S. §2102	:	

**JOINT APPLICATION OF
MID-ATLANTIC INTERSTATE TRANSMISSION LLC,
METROPOLITAN EDISON COMPANY AND
PENNSYLVANIA ELECTRIC COMPANY**

PUBLIC VERSION

June 19, 2015

TABLE OF CONTENTS

1. Joint Application of Mid-Atlantic Interstate Transmission, LLC (“MAIT”), Metropolitan Edison Company (“Met-Ed”) and Pennsylvania Electric Company (“Penelec”)
2. Joint Applicants’ Statement No. 1 – Charles V. Fullem
 - Exhibit CVF-1 Organizational Charts - Pre and Post-Transaction Corporate Structure
3. Joint Applicants’ Statement No. 2 – Jeffrey J. Mackauer
4. Joint Applicants’ Statement No. 3 – Steven R. Staub
 - Exhibit SRS-1 Amended and Restated Limited Liability Company Operating Agreement
 - Exhibit SRS-2 Corporate Bond Spreads
 - Exhibit SRS-3 Second Revised and Restated Utility Money Pool Agreement (*clean and redline*)
5. Joint Applicants’ Statement No. 4 – K. Jon Taylor
 - Exhibit KJT-1 Capital Contribution Agreement
 - Exhibit KJT-2 Ground Lease Between Met-Ed and MAIT
Ground Lease Between Penelec and MAIT
 - Exhibit KJT-3 List of Real Property Associated With Each Met-Ed and Penelec Substation that is Part of Transfer that Will Be Subject to the Ground Lease
 - Exhibit KJT-4¹ Transmission Facility Maps – Met-Ed
Transmission Facility Maps – Penelec
 - Exhibit KJT-5 FirstEnergy Service Agreement (*clean and redline*)
 - Exhibit KJT-6 Revised Amended and Restated Mutual Assistance Agreement (*clean and redline*)
 - Exhibit KJT-7 Intercompany Income Tax Allocation Agreement (*clean and redline*)
 - Exhibit KJT-8 Proposed Accounting Entries to Record the Transaction

¹ This exhibit contains Confidential Security Information (*See 52 Pa. Code §§ 102.1 – 102.4*) and therefore is being filed with the Pennsylvania Public Utility Commission on a confidential basis and should not be publicly disclosed.

**BEFORE THE
PENNSYLVANIA PUBLIC UTILITY COMMISSION**

JOINT APPLICATION OF MID-ATLANTIC INTERSTATE TRANSMISSION, LLC (“MAIT”); METROPOLITAN EDISON COMPANY (“MET-ED”) AND PENNSYLVANIA ELECTRIC COMPANY (“PENELEC”) FOR: (1) A CERTIFICATE OF PUBLIC CONVENIENCE UNDER 66 PA.C.S. §1102(A)(3) AUTHORIZING THE TRANSFER OF CERTAIN TRANSMISSION ASSETS FROM MET-ED AND PENELEC TO MAIT; (2) A CERTIFICATE OF PUBLIC CONVENIENCE CONFERRING UPON MAIT THE STATUS OF A PENNSYLVANIA PUBLIC UTILITY UNDER 66 PA.C.S. §102; AND (3) APPROVAL OF CERTAIN AFFILIATE INTEREST AGREEMENTS UNDER 66 PA.C.S. §2102 :

**DOCKET NO. A-2015-
DOCKET NO. A-2015-
DOCKET NO. A-2015-
DOCKET NO(S). M-2015-**

JOINT APPLICATION OF MID-ATLANTIC INTERSTATE TRANSMISSION, LLC, METROPOLITAN EDISON COMPANY AND PENNSYLVANIA ELECTRIC COMPANY

Lauren M. Lepkoski (Pa. No. 94800)
FirstEnergy Service Company
2800 Pottsville Pike
P.O. Box 16001
Reading, PA 19612-6001
Phone: (610) 921-6203
Fax: (610) 939-8655
Email: llepkoski@firstenergycorp.com

Thomas P. Gadsden (Pa. No. 28478)
Kenneth M. Kulak (Pa. No. 75509)
Anthony C. DeCusatis (Pa. No. 25700)
Catherine Vasudevan (Pa. No. 210254)
Morgan, Lewis & Bockius LLP
1701 Market Street
Philadelphia, PA 19103-2921
Phone: (215) 963-5234
Fax: (215) 963-5001
Email: tgadsden@morganlewis.com

Counsel for Mid-Atlantic Interstate Transmission, LLC,
Metropolitan Edison Company
and Pennsylvania Electric Company

Date: June 19, 2015

I. INTRODUCTION AND OVERVIEW

1. Mid-Atlantic Interstate Transmission, LLC (“MAIT”), Metropolitan Edison Company (“Met-Ed”) and Pennsylvania Electric Company (“Penelec”) (together, the “Joint Applicants”) are filing this Joint Application to obtain the approval of the Pennsylvania Public Utility Commission (the “Commission”) under Chapters 11, 21 and 28 of the Public Utility Code: (1) for Met-Ed and Penelec to contribute their existing transmission assets to MAIT; (2) for MAIT to be a certificated Pennsylvania public utility; and (3) for approval of certain affiliated interest agreements. Contemporaneously, Jersey Central Power & Light Company (“JCP&L”), an affiliate of the Joint Applicants that provides electric distribution service in the State of New Jersey, is seeking the approval of the New Jersey Board of Public Utilities (“NJBPU”) to contribute its transmission assets to MAIT; for MAIT to be granted public utility status in New Jersey; and for approval of certain affiliated interest agreements (Met-Ed, Penelec and JCP&L are hereafter referred to collectively as the “Operating Companies”).

2. MAIT is a newly-formed limited liability company to be jointly owned by the Operating Companies and FirstEnergy Transmission, LLC (“FET”) that will provide interstate electric transmission service subject to the jurisdiction of the Federal Energy Regulatory Commission (“FERC”). Upon obtaining the necessary approvals from the Commission, the NJBPU and the FERC,¹ the Operating Companies will contribute their transmission assets to MAIT in exchange for membership interests in MAIT pursuant to certain agreements among the Operating Companies, FET and MAIT (the “Transaction”). As previously noted, MAIT is also

¹ Contemporaneously, Met-Ed, Penelec, JCP&L, FET and MAIT are filing at the FERC an *Application for Authorization Pursuant to Sections 203(a)(1)(A) and 203(a)(2) of the Federal Power Act and Request for Waivers of Certain Filing Requirements for approval of the transfer of the Operating Companies’ Transmission Assets to MAIT*.

seeking a certificate of public convenience conferring the status of a public utility under Section 102 of the Public Utility Code. Finally, in addition to approvals under Chapters 11 and 28, the Joint Applicants request that the Commission grant the approvals necessary under Chapter 21 of the Public Utility Code for the agreements that are necessary to consummate the Transaction and provide for the subsequent operation of MAIT, including revisions to existing affiliated interest arrangements that will facilitate the provision of shared services between MAIT and the Operating Companies, as more fully set forth hereafter.

3. The creation of MAIT and the contribution to it of the Operating Companies' transmission assets will establish a transparent, stand-alone transmission entity that is expected to have better credit metrics than any one of the Operating Companies standing alone. As explained in Section V, *infra*, consolidating all of the Operating Companies' transmission assets in a stand-alone transmission company can reduce investors' perception of financial risk, strengthen the credit profile of the transmission function and, in that way, provide improved access to capital at reasonable rates. Better credit metrics and improved access to capital is particularly important at this time because FirstEnergy has recently established the Energizing the Future ("EtF") program designed to increase the reliability of the transmission system, improve the condition of equipment on the system, enhance system performance, and improve operational flexibility. Although the EtF program initially focused on reliability enhancement projects in the transmission zone of American Transmission Systems, Inc. ("ATSI") located in Ohio and western Pennsylvania, FirstEnergy now proposes to expand the program to include reliability enhancement investments in the Met-Ed, Penelec and JCP&L zones. Based on a preliminary assessment, increased transmission system capital investments in the Operating Companies' transmission zones could total as much as \$2.5 to \$3.0 billion over the next five to ten years to

maintain reliability in the face of evolving conditions on the transmission system that are detailed in Section V, *supra*, and in the direct testimony of Jeffrey J. Mackauer (Joint Applicants' Statement No. 2). The expansion of the EtF program is the comprehensive plan for guiding these transmission investments, which will enhance reliability and improve the resiliency and capacity of the transmission system for the benefit of the Operating Companies' existing and new customers.

4. The stronger credit metrics of MAIT and the cost savings that will be realized by having one company issue all of the debt needed to finance future transmission investments, rather than separate issuances by each Operating Company, will contribute significantly to successfully implementing the expansion of the EtF program. As explained in the direct testimony of Steven R. Staub (Joint Applicants' Statement No. 3), completing the proposed Transaction is reasonably projected to produce \$135 million in debt cost savings over the thirty-year life of approximately \$1.5 billion of debt-financed transmission-related plant additions. Thus, the Transaction will place MAIT in a better position than Met-Ed or Penelec to make substantial new transmission investments designed to enhance the resilience, reliability and load-carrying capacity of their transmission systems in Pennsylvania. Moreover, the Transaction will relieve Met-Ed and Penelec of the need to issue debt to finance transmission investments and, in that way, will strengthen their capacity to fund investments in their Pennsylvania jurisdictional distribution systems. Finally, the increased and accelerated levels of investment that the Transaction will enable will have a beneficial economic impact on Pennsylvania, including spurring increased job creation, as also explained by Mr. Mackauer.

5. The names and addresses of the Joint Applicants are as follows:

Metropolitan Edison Company 2800 Pottsville Pike P.O. Box 16001 Reading, PA 19612-6001	Pennsylvania Electric Company 2800 Pottsville Pike P.O. Box 16001 Reading, PA 19612-6001	Mid-Atlantic Interstate Transmission, LLC 76 South Main Street Akron, OH 44308
--	--	---

6. The names and addresses of the Joint Applicants' attorneys are as follows:

Lauren M. Lepkoski FirstEnergy Service Company 2800 Pottsville Pike P.O. Box 16001 Reading, PA 19612-6001	Thomas P. Gadsden Kenneth M. Kulak Anthony C. DeCusatis Catherine Vasudevan Morgan, Lewis & Bockius LLP 1701 Market Street Philadelphia, PA 19103-2921
---	--

II. DESCRIPTION OF THE JOINT APPLICANTS AND THE OTHER COMPANIES INVOLVED IN THE PROPOSED TRANSACTION

7. Met-Ed is a wholly-owned subsidiary of FirstEnergy Corp. ("FirstEnergy"). Met-Ed provides service to about 553,000 electric utility customers in eastern Pennsylvania. Met-Ed had a summer peak load in 2014 of about 2,817 MW, with about two-thirds of that load attributable to residential and small commercial customers. In addition to owning, operating and maintaining 11,292 circuit miles of distribution lines, Met-Ed currently owns 1,406 miles of transmission lines and related facilities within its service territory, which are under the operational control of the PJM Interconnection, LLC ("PJM") as the regional transmission organization ("RTO").

8. Penelec is a wholly-owned subsidiary of FirstEnergy. Penelec provides service to about 591,000 electric utility customers in central and western Pennsylvania. Penelec had a summer peak load in 2014 of about 2,788 MW, with about two-thirds of that load attributable to

residential and small commercial customers. In addition to owning, operating and maintaining 16,853 circuit miles of distribution lines, Penelec currently owns 2,877 miles of transmission lines and related facilities within its service territory, which are under the operational control of PJM as the RTO.

9. JCP&L is also a wholly-owned subsidiary of FirstEnergy that provides service to about 1.1 million electric utility customers in New Jersey. In addition to its distribution facilities, JCP&L currently owns 2,569 circuit miles of transmission lines and related facilities within its service territory, which are under the operational control of PJM as the RTO.

10. FET is a subsidiary of FirstEnergy. FET's subsidiaries include ATSI and Trans-Allegheny Interstate Line Company ("TrAILCo"). ATSI is a transmission-only company or "transco" that provides transmission services in the western portion of Pennsylvania and in the state of Ohio. Currently, ATSI owns and maintains over 8,100 circuit-miles of transmission lines, substations and other transmission facilities that are located solely in the ATSI Zone of PJM and are under the operational control of PJM as the RTO. ATSI is comprised in large part of the transmission assets formerly owned by FirstEnergy's operating utilities in western Pennsylvania and Ohio (*i.e.*, Pennsylvania Power Company ("Penn Power") in western Pennsylvania, Toledo Edison Company, Ohio Edison Company, and the Cleveland Electric Illuminating Company in Ohio).² TrAILCo owns and maintains over 180 circuit-miles of transmission lines, substations and other transmission facilities, including the Trans-Allegheny Interstate Line and

² Pennsylvania Power Company ("Penn Power") a public utility subsidiary of Ohio Edison Company, which is in turn a subsidiary of FirstEnergy that provides electric distribution service in western Pennsylvania, transferred its transmission assets to ATSI pursuant to the Commission's approval as evidenced by a certificate of public convenience issued in 2000. *Application Of Pennsylvania Power Co. For (1) A Certificate Of Public Convenience Authorizing The Transfer Of Certain Transmission Assets To American Transmission Systems, Inc., And (2) Approval Of Certain Affiliated Interest Agreements Necessary To Effect The Transfer*, Docket No. A-110450F0016 (July 14, 2000).

the Black Oak Static Var Compensator, with other projects under construction.³ TrAILCo's operating assets are primarily located in Pennsylvania, West Virginia and northern Virginia and are under the operational control of PJM as the RTO.

11. As previously explained, MAIT is a newly formed limited liability company that will be jointly owned by the Operating Companies and FET and, following the contribution of transmission assets for which approval is requested, will furnish interstate transmission service. From and after the closing on the Transaction, MAIT will construct, own and maintain new transmission facilities in the Operating Companies' service areas, including those projects currently in the planning or construction phase.

III. OVERVIEW OF THE PROPOSED TRANSACTION

12. The principal elements of the Transaction provide that the Operating Companies will make a one-time contribution of their existing transmission assets to MAIT as a tax-free transfer in exchange for Class B membership interests in MAIT. As owners of Class B membership interests, the Operating Companies will have voting rights over various fundamental structural matters, namely, the filing of a voluntary petition in bankruptcy, a merger or the sale of substantially all the assets of MAIT. FET, in turn, will make a cash contribution to MAIT in exchange for Class A membership interests, which will give FET operating and management control of MAIT. For financial reporting purposes, MAIT will be treated as a consolidated subsidiary of FET. The Operating Companies will record their investment in MAIT as an

³ See *Application of Trans-Allegheny Line Company (TrAILCo) For Approval: 1) for a Certificate of Public Convenience to Offer, Render Furnish or Supply Transmission Service in the Commonwealth of Pennsylvania; (2) Authorization and Certification to Locate, Construct, Operate and Maintain Certain High-Voltage Electric Substation Facilities; 3) Authority to Exercise the Power of Eminent Domain for the Construction and Installation of Aerial Electric Transmission Facilities Along the Proposed Transmission Line Routes in Pennsylvania; 4) Approval of an Exemption from Municipal Zoning Regulation With Respect to the Construction of Buildings; and 5) Approval of Certain Related Affiliated Interest Arrangements*, Docket Nos. A-110172 *et al.* (December 13, 2008).

investment in subsidiary companies, as explained by Mr. Taylor (Joint Applicants' Statement No. 4). MAIT will be an affiliate of FirstEnergy Service Company ("FESC"), which will provide various administrative and management services to MAIT.

13. As a result of the Transaction, the Operating Companies will no longer own any facilities serving a transmission function. All transmission services over the transmission facilities will be provided by MAIT pursuant to the terms of PJM's Open Access Transmission Tariff ("OATT"), consistent with the current operation of these facilities by Met-Ed and Penelec. The transmission facilities will remain subject to the terms of the PJM OATT at all times before, during and after the Transaction. Rates for transmission service will remain subject to the jurisdiction of the FERC and administered by PJM through the OATT. The Operating Companies will continue to own and operate all distribution facilities they presently own and will continue to provide retail electric service within their existing service territories as they do today.

14. The existing transmission assets of the Operating Companies, including transmission-related regulatory assets, will be contributed to MAIT at book value (original cost less depreciation reserve). The goodwill associated with those transmission assets, as recorded on the Operating Companies' books of account, will also be transferred to MAIT. In exchange, the Operating Companies will receive the Class B membership interests in MAIT previously described. Because the Transaction will be structured to be a tax-free exchange of assets for ownership interests in a new limited liability company, the Operating Companies will not recognize taxable gain or loss on the Transaction. Moreover, because the Transaction is a tax-free exchange, the Accumulated Deferred Income Taxes ("ADIT") associated with transmission assets recorded on Met-Ed's and Penelec's books of account will transfer to MAIT's books. Because the ADIT are associated with transmission assets, they are not taken into account in determining

the electric distribution rate base of Met-Ed and Penelec for Pennsylvania ratemaking purposes. However, transferring the ADIT to MAIT will assure that MAIT's FERC-jurisdictional rate base, like the existing FERC-jurisdictional rate bases of Met-Ed and Penelec, reflects the credit balance of ADIT. Consequently, the Transaction will not result in any cost shifting between transmission and distribution customers nor will the FERC-jurisdictional rate base attributable to the transmission assets increase solely as a result of the Transaction.

15. The Operating Companies will not transfer a fee interest in land and other real estate to MAIT in connection with the contribution of transmission assets, and such fee interests will remain on Met-Ed's and Penelec's books. However, MAIT will need certain real estate interests and access rights in order to operate and maintain the transmission facilities going forward. Accordingly, MAIT will enter into a ground lease with each of the Operating Companies to govern those interactions. The fee interest in land and other real estate used for furnishing transmission service, as well as the ground lease payments from MAIT to the Operating Companies, would be excluded in determining the distribution revenue requirement in future distribution base rate cases.

16. The Operating Companies will have no continuing obligation to contribute equity to MAIT after the initial contribution of transmission assets occurs. MAIT will pay dividends at regular intervals to the Operating Companies and FET in proportion to each company's ownership interest in MAIT at the time the dividend distribution is made. The capital structure of each Operating Company will remain unchanged as a result of the Transaction, and the Operating Companies and FET will not provide parent guarantees for MAIT's debt.

IV. REQUESTED COMMISSION APPROVALS

A. Transfer of Property

17. Section 1102(a)(3) of the Code requires the issuance by the Commission of a certificate of public convenience, upon application, evidencing its approval for a “public utility or an affiliated interest of a public utility” to “acquire from, or transfer to [any other entity by any means whatsoever] the title to, or the possession or use of, any tangible or intangible property used or useful in the public service.” 66 Pa. C. S. § 1102(a)(3).

18. The Commission may issue a certificate of public convenience upon a finding that “the granting of such certificate is necessary or proper for the service, accommodation, convenience, or safety of the public.” 66 Pa.C.S. § 1103(a). This standard requires the Commission to find that the elements of a proposed transaction will “affirmatively promote the service, accommodation, convenience, or safety of the public in some substantial way.” *City of York v. Pa. Pub. Util. Comm'n*, 449 Pa. 136, 151,295 A.2d 825, 828 (1972). The “substantial public interest” standard is satisfied by a preponderance of the evidence that the requisite benefit will accrue from the transaction, and such burden can be met by showing a likelihood or probability of public benefits that need not be quantified or guaranteed. *Popowsky v. Pa. Pub. Util. Comm'n*, 594 Pa. 583, 617, 937 A.2d 1040, 1057 (2007). Further, the public benefit test does not require that every customer receive a benefit from a proposed transaction. *Popowsky*, at 617-18, 937 A.2d at 1061. As explained in Section V, *infra*, and in the testimony accompanying this Joint Application, the Transaction will produce substantial affirmative benefits that satisfy the *York* test.

19. Chapter 28 of the Electricity Generation Customer Choice and Competition Act, 66 Pa. C.S. §§ 2801 *et seq.*, requires that, in the exercise of authority the Commission may

otherwise have with respect to the disposition of assets of an electric distribution company, the Commission shall consider the potential anti-competitive effects or discriminatory conduct of the disposition and whether it will prevent retail electricity customers in this Commonwealth from obtaining the benefits of a properly functioning and workable competitive retail electricity market.

B. Public Utility Status

20. Subject to necessary state and FERC approvals of the Transaction, MAIT will furnish only interstate transmission service. Consequently, MAIT will be a “public utility” for purposes of the Federal Power Act (“FPA”), which grants the FERC “exclusive authority to regulate the transmission and sale at wholesale of electric energy in interstate commerce.”⁴

21. Because the FERC has exclusive jurisdiction over the interstate transmission of electric energy and the public utilities that provide interstate transmission service and because MAIT will not provide any Pennsylvania intrastate public utility service, the Commission will not have jurisdiction over MAIT’s rates, terms or conditions of transmission service, as the Commission has previously recognized.⁵

Transmission services are FERC jurisdictional and, as such, the terms and conditions under which unbundled transmission services are to be provided to customers will be controlled by the FERC-approved PJM Open Access Tariff for the transmission services procured by PECO or a competitive supplier The terms and conditions for transmission services for each separate rate classification are those established by FERC.

⁴ *New England Power Co. v. New Hampshire*, 455 U.S. 331, 340 (1982). *Accord New York v. FERC*, 535 U.S. 1, 18-19 (2002) (“the [Federal Power Act] gave FERC jurisdiction over the transmission of electric energy in interstate commerce”).

⁵ *Pa. P.U.C. v. PECO Energy Co.*, Docket No. R-00973953, 1998 Pa. PUC LEXIS 2 at *12-14 (Feb. 5, 1998).

22. Notwithstanding the exclusivity of FERC's jurisdiction over MAIT's transmission rates and service, MAIT is requesting that the Commission issue it a certificate of public convenience under Section 1101 of the Public Utility Code conferring public utility status under Section 102. Although a certificate of public convenience is not necessary for MAIT to exercise the power of eminent domain in Pennsylvania,⁶ the issuance of a certificate of public convenience will subject MAIT to the Commission's regulations pertaining to the siting of high voltage (i.e., greater than 100 kV) transmission lines. As a consequence of MAIT's submission to the Commission's siting regulations, MAIT will also be assured that its siting, location, construction and operation of transmission facilities in Pennsylvania, including the existing transmission facilities of Met-Ed and Penelec, will not be subject to municipal zoning and land use regulations.⁷

23. MAIT further requests that the certificate of public convenience to be issued by the Commission: (1) demarcate a service area for MAIT that is coextensive with the combined authorized service territories of Met-Ed and Penelec; and (2) expressly state that MAIT is not thereby authorized to furnish any intrastate public utility service within Pennsylvania.

24. MAIT acknowledges that, as the holder of a certificate of public convenience, it will be required to comply with the Public Utility Code and the Commission's regulations and orders, excluding those provisions that expressly or by reasonable implication apply only to a public utility that furnishes intrastate service within Pennsylvania or that are preempted by the

⁶ *Application Of New York State Elec. & Gas Corp.: Request For Approval Of Abandonment Of Elec. Serv.*, Docket Nos. A-93538, A-110001 F.200, P-900488 (January 17, 1991) ("NYSEG").

⁷ *York Water Co. v. York*, 250 Pa. 115, 118, 95 A. 396, 397 (1915). *Accord Duquesne Light Co. v. Monroeville Borough*, 449 Pa. 573, 298 A.2d 256 (1972) (local zoning ordinances preempted); *County of Chester v. Philadelphia Electric Co.*, 420 Pa. 422, 218 A.2d 331 (1966) (local land development planning requirements preempted); *Duquesne Light Co. v. Upper St. Clair Twp.*, 377 Pa. 323, 105 A.2d 287 (1954) (local zoning and building permit requirements preempted).

FERC's exclusive jurisdiction over transmission service and rates. Additionally, MAIT reserves the right to hereafter petition the Commission to be relieved of requirements that, given MAIT's provision of only interstate transmission service subject to the exclusive jurisdiction of the FERC, would not serve a reasonable regulatory purpose to impose on MAIT.

C. Affiliated Interest Transactions

25. Section 2102(a) of the Pennsylvania Public Utility Code, 66 Pa. C.S. § 2102(a), requires the filing of contracts with affiliates that provide for the "furnishing of ...construction, engineering...or similar services [or] ...purchase, sale, lease or exchange of any property, right or thing..." for approval by the Commission.

26. The Joint Applicants are requesting that the Commission approve as affiliated interest agreements the ground leases between MAIT and each Joint Applicant. Forms of the ground leases are provided as Joint Applicants' Exhibit KJT-2 accompanying Joint Applicants' Statement No. 4. Pursuant to the ground leases, each Joint Applicant will lease the real estate rights associated with the transmission assets being contributed to MAIT by that Joint Applicant.

27. The Joint Applicants are also requesting Commission approval of modifications to four existing affiliated interest agreements to include MAIT in order to facilitate its transmission-related activities and business operations. The first is the FirstEnergy Service Agreement, under which MAIT will be entitled to receive administrative, management, and other services from FESC. A copy of this agreement, as amended, is provided as Joint Applicants' Exhibit KJT-5 and is addressed in Joint Applicants' Statement No. 4. The second is the Mutual Assistance Agreement ("MAA"), a copy of which is provided as Joint Applicants' Exhibit KJT-6 and is also addressed in Joint Applicants' Statement No. 4. Under the amended MAA, MAIT will be able to request and receive non-power goods and services from any of the FirstEnergy operating

companies, including the Joint Applicants, consistent with the terms and conditions of the MAA (e.g., technical support services and workers to assist MAIT in the performance of its operations as a stand-alone transmission asset owner). The third is the Intercompany Income Tax Allocation Agreement, under which MAIT will be able to participate in FirstEnergy's filing of a consolidated tax return. A copy of this agreement is being provided as Joint Applicants' Exhibit KJT-7 and is discussed in Joint Applicants' Statement No. 4. The fourth is the FirstEnergy Regulated Money Pool Agreement, under which MAIT will become a member of FirstEnergy Regulated Money Pool Agreement and will be able to borrow from, or lend to, other regulated companies to manage its working capital requirements. A copy of this agreement is being provided as Joint Applicants' Exhibit SRS-4 and is discussed in Joint Applicants' Statement No. 3.

V. BENEFITS OF THE TRANSACTION

28. FirstEnergy has recently established the Energizing the Future ("EtF") program, which will increase the reliability of the transmission system, improve the condition of equipment, enhance system performance, and improve operational flexibility. The EtF program initially focused on reliability enhancement investments in the ATSI transmission zone. FirstEnergy now proposes to expand the EtF program to include reliability enhancement investments in the Met-Ed, Penelec and JCP&L zones.

29. Based on a preliminary assessment, increased transmission system capital investments in the service territories of the Operating Companies are needed that could total as much as \$2.5 to \$3.0 billion over the next five to ten years. FirstEnergy has determined that significant investment in the transmission facilities within the Operating Companies' respective service areas is needed to maintain reliability stemming from various changes on those transmission systems, including, among other factors, generation changes (i.e. the retirement of

existing generation units and the addition of, new fossil fueled and renewable generating facilities); changes in load; the imposition of the North American Electric Reliability Corporation (“NERC”) and ReliabilityFirst (“RF”) reliability standards; increased reliance on demand-side resources; heightened concerns with cyber and physical security; the aging and deterioration of existing infrastructure; system conditions that FirstEnergy’s periodic assessments have uncovered; and the need for additional operational flexibility. (See Joint Applicants’ Statement No. 2.) The expansion of the EtF program is the comprehensive plan for guiding these transmission investments. The expansion of the EtF program will improve the resilience, reliability, and capacity of the transmission system for the Operating Companies’ existing and new customers.

30. Because of the levels of investment that will be needed to enhance the transmission grid, it will be increasingly challenging for utilities that have the obligation to meet the service requirements of retail electric distribution customers to implement sustained transmission expansion and enhancement initiatives while maintaining investment grade credit ratings to support an adequate supply of investor capital. Companies that are focused solely on the delivery of safe and reliable transmission service offer several advantages, which can result in enhanced reliability and lower overall costs for customers:

Reduced Cost of Capital. A transmission-only company improves transparency for investors, which can reduce perceived investor risk and improve the overall credit profile of the business. Higher credit ratings generally translate into greater access to capital at a lower cost and provide a direct benefit to transmission customers and to the customers of public utilities that need transmission service to furnish retail distribution service. Stand-alone transmission companies with a singular focus and transparent cost recovery mechanisms can be an attractive

investment for a wider spectrum of investors and, therefore, provide added flexibility in raising equity capital through multiple avenues, whether public or private, at lower cost.

Reduced Competition for Capital. Investment by each Operating Company in transmission facilities competes with other necessary investments and can be deferred in favor of more immediate or emergency investments in distribution facilities. Without such competing interests, MAIT will be able to pursue investment in necessary transmission facilities on which a reasonable return can be earned.

Furthermore, MAIT's operational flexibility and access to capital will provide greater flexibility to respond promptly, efficiently, and cost-effectively to PJM and NERC reliability requirements. This is especially important because, under the existing structure where the Operating Companies own the transmission assets, PJM requirements to construct new transmission projects increasingly commit a significant portion of the Operating Companies' available capital to such projects, which is then unavailable for distribution system investment. Consequently, the capital demands of more transmission projects could limit the amount of available capital for needed distribution plant investments, and the associated increase in debt burden could adversely affect the financial condition and credit profiles of the Operating Companies.

Because MAIT will issue debt in its own name without a parent guarantee, any debt incurred by MAIT to finance new transmission will not affect the financial condition and credit ratings of the Operating Companies. This will allow the Operating Companies to have greater control over their annual expenditures dedicated to the distribution business and similarly reduce the range of business lines that must be evaluated for purposes of assessing risks by investors.

Hence, the migration to a transmission-only model not only better supports the sustained level of transmission investment needed at MAIT, but at the same time preserves the Operating Companies' capacity to issue debt for their own distribution system needs.

Efficiency. MAIT will be a much larger transmission owner than any of the Operating Companies would ever be individually. Because MAIT would be a larger company with a larger asset pool, it would be better equipped from a financial perspective to secure the debt required to make substantial investments in the transmission system on reasonable terms. Rather than issuing debt at each of the Operating Companies for needed investment, the debt only needs to be issued at the MAIT level. This makes the process more cost effective, efficient and less time consuming.

Operational Benefits and Job Creation. The creation of MAIT will facilitate and accelerate the realization of the numerous operational benefits described by Mr. Mackauer (Joint Applicants' Statement No. 2), which will increase reliability and harden the transmission system against physical and cyber-attacks. Specifically, the formation of MAIT and completion of the proposed Transaction will enable increased and accelerated investment in projects such as constructing new and upgrading existing transmission lines and substations; enhancing the communications infrastructure; and modernizing the transmission system by, among other initiatives, enhancing physical and cyber security. As described in detail in Mr. Mackauer's direct testimony, the projects to be undertaken can be grouped into one or more of five general categories, each of which will provide the direct benefits to system reliability, resilience and customer service summarized below:

- (i) **System Condition Projects** are designed principally to enhance system

reliability. Consequently, most of the projects in this category will reduce the frequency and/or duration of customer outages, although certain projects are designed to reduce maintenance costs, increase safety, generally modernize the transmission system and address environmental concerns.

(ii) **System Performance Projects** will help to increase real time operational “visibility” into the status of the transmission system and conditions existing on the system and, thereby, improve situational awareness, which, in turn, will enable quicker analysis of, and response to, system events. The addition of breakers and automatic sectionalizing switches at tapped substations will enhance reliability and improve service to customers by increasing the speed of system restoration and reducing the frequency and duration of outages.

(iii) **Operational Flexibility Projects** will provide more flexibility in dealing with both scheduled and unscheduled outages and, in that way, enhance reliability. Such projects will also add load-serving capability, increase the transmission system’s operating margin to better respond to future unexpected shifts in generation and system loading, and, in general, establish a more robust transmission system.

(iv) **Transmission Communications Infrastructure, Physical Security Enabling and Cyber Security Projects** will enhance the reliability, security and general capability of the communications systems that are required to monitor, control, and protect the transmission system. These projects will also help to reduce maintenance costs, employee overtime expenses and equipment failures.

(v) **Physical Security Projects** will enhance reliability and increase situational awareness by providing the means for earlier identification of potential threats to

critical substation assets. These measures, which include installing or enhancing security systems, will also safeguard the public from electrical hazards and deter criminal activity through faster detection of unusual events, thus enabling appropriate responses to be initiated sooner. These projects will also harden the transmission system through additional or enhanced physical security measures and monitoring.

In addition to the numerous operational benefits outlined above, increasing and accelerating investment in the transmission system will create benefits for the economy. In that regard, based upon initial assessments of the scope and nature of the work encompassed by the proposed expansion of the EtF, it is estimated that the increased investments MAIT will facilitate will have a material, positive effect on job creation in the states covered by the Operating Companies' transmission zones.

VI. IMPACT ON COMPETITION

31. The Joint Applicants seek to separate their transmission facilities from their distribution facilities in order to pave the way for a more efficient vehicle to finance significant investment in transmission assets. MAIT does not currently own any generation, distribution or transmission facilities and will not own or control any generation or any distribution assets upon completion of the proposed Transaction. When the contribution of the Operating Companies' transmission assets to MAIT is completed, Met-Ed and Penelec will no longer own any facilities serving a transmission function. Consequently, the proposed contribution will have no effect on the concentration of generation or transmission assets or upon market power. Moreover, the proposed Transaction will leave the transmission facilities under the operational control of an RTO and, therefore, it will have no adverse effect on competition in the wholesale power market.

VII. ISSUANCE OF A CERTIFICATE OF PUBLIC CONVENIENCE TO MAIT

32. MAIT requests the issuance of certificate of public convenience conferring upon it public utility status on the terms and conditions set forth in Section IV.B., *supra*, pursuant to Section 1101 of the Public Utility Code, which provides, in relevant part, as follows:

Upon the application of any proposed public utility and the approval of such application by the commission evidenced by its certificate of public convenience first had and obtained, it shall be lawful for any such proposed public utility to begin to offer, render, furnish, or supply service within this Commonwealth. The commission's certificate of public convenience granted under the authority of this section shall include a description of the nature of the service and of the territory in which it may be offered, rendered, furnished or supplied.

33. Section 1103 of the Public Utility Code provides that a certificate of public convenience should be issued if the Commission "shall find and determine that the granting of such certificate is necessary or proper for the service, accommodation, convenience, or safety of the public."⁸

34. In applying Sections 1101 and 1103, the Commission has held that a certificate of public convenience conferring public utility status will be issued where there is a need for the proposed service and the applicant had demonstrated its fitness to provide that service.⁹

35. When the assets and service territory of an existing utility are being transferred to another utility, there is a rebuttable presumption that need for the transferor's service continues

⁸ 66 Pa.C.S. §1103.

⁹ See *Application of Newtown Artesian Water Company*, 2003 Pa. PUC LEXIS 40 (July 1, 2003).

and satisfies the applicable legal standard.¹⁰ Moreover, as explained in Section V, *supra*, and in the direct testimony accompanying the Joint Application, after the consummation of the proposed Transaction, MAIT will provide financial and operational benefits that would not be achieved by the Operating Companies' continuing to own the transmission assets being contributed to MAIT. Specifically, MAIT will be an entity singularly focused on furnishing transmission service that will have improved financial metrics and enhanced access to capital at reasonable costs. This, in turn, will enable MAIT to increase and accelerate investments in the transmission projects identified by Mr. Mackauer in Joint Applicants' Statement No. 2. The significant benefits to customers and to the Commonwealth of Pennsylvania from those projects are also described in Mr. Mackauer's direct testimony. Consequently, in addition to the legal presumption of continued need to which MAIT is entitled as the transferee of Met-Ed's and Penelec's transmission assets, substantial evidence supports an independent finding that the formation of MAIT and completion of the Transaction will satisfy the "need" requirement for the issuance of certificate of public convenience conferring public utility status on MAIT.

36. The Commission has held that "fitness" encompasses: (1) the technical capacity to fulfill the identified service need in a satisfactory fashion; (2) the financial capacity to obtain the plant and equipment needed to perform the proposed service in a reliable and responsible fashion; and (3) a propensity to operate safely and legally.¹¹ As explained by Mr. Fullem in Joint Applicants' Statement No. 1, MAIT satisfies each of the components of the fitness requirement:

¹⁰ *Applications of Pennsylvania-American Water Company*, Docket Nos. A-212285F019; A-212285F020; A-212285F021, 1995 Pa. PUC LEXIS 197 at *6-7 (October 26, 1995).

¹¹ *Re William O'Connor*. 54 Pa. P.U.C. 547, 549 (1980).

(i) **Technical Capacity.** Like the Operating Companies, MAIT will be a member of the FirstEnergy holding company system and, as such, will have access to the resources and expertise available from FESC. MAIT will also be able to call upon and use the existing well-trained complement of Operating Companies' employees, which has extensive experience in operating and maintaining the Operating Companies' transmission systems.

(ii) **Financial Capacity.** MAIT will have adequate short-term borrowing capacity through its participation in the FirstEnergy Money Pool Agreement and FET's \$1.0 billion credit facility to meet all of the obligations of its day-to-day operations. Additionally, MAIT's strengthened financial metrics will facilitate obtaining long-term debt at reasonable rates. MAIT's access to debt capital and the opportunity for FET to make additional equity contributions will be sufficient to maintain and, as necessary, expand MAIT's transmission system.

(iii) **Propensity To Operate Safely And Legally.** MAIT will operate safely and in full compliance with applicable legal requirements and, as the successor to the Operating Companies' transmission functions, MAIT will continue the Operating Companies' track record of satisfying all applicable legal and regulatory obligations and consistently furnishing safe and reliable transmission service.

For all of the reasons set forth above, MAIT fully satisfies all three components of the fitness requirement for issuance of a certificate of public convenience as a Pennsylvania public utility.

VIII. SUPPORTING TESTIMONY

37. With this Joint Application, the Joint Applicants are submitting the written direct testimony and supporting exhibits of four witnesses, which, subject to possible supplementation in response to positions, inquiries and issues set forth in the filings by other parties or in interim orders of the Commission, will comprise the Joint Applicants' case-in-chief:

Charles V. Fullem (Joint Applicants' Statement No. 1) is Director, Rates and Regulatory Affairs-Pennsylvania. Mr. Fullem provides an overview of the Transaction. He also describes how MAIT will be operated, the affiliated interest agreements it will utilize, the classification of its transmission assets, and the public benefits of the Transaction. Additionally, Mr. Fullem explains why MAIT satisfies all of the requirements for issuance of a certificate of public convenience conferring public utility status under Pennsylvania law, including its financial, technical and legal fitness to furnish transmission service in Pennsylvania as a successor to the Operating Companies.

Jeffery J. Mackauer (Joint Applicants' Statement No. 2) is Director of Transmission Planning & Protection. Mr. Mackauer describes the transmission planning process at FirstEnergy and discusses the benefits and capital requirements associated with expanding FirstEnergy's EtF program to cover the transmission systems currently owned and operated by the Operating Companies.

Steven R. Staub (Joint Applicants' Statement No. 3) is Vice President and Treasurer at FESC and, in that role, is responsible for treasury activities for each of the FirstEnergy companies. Mr. Staub describes the financial aspects of the proposed transaction and the associated agreements, and also discusses the benefits of the Transaction.

K. Jon Taylor (Joint Applicants' Statement No. 4) is Vice President, Controller, and Chief Accounting Officer of FirstEnergy. Mr. Taylor discusses the various tax and accounting aspects of the Transaction.

IX. ADDITIONAL SUPPORTING EXHIBITS

38. The following exhibits, containing additional information in support of this Joint Application, accompany, and are discussed in, the direct testimony of the Joint Applicants' witnesses:

Witness	Exhibit	Description
Charles V. Fullem	CVF-1	Organizational chart of the post-Transaction corporate structure
Steven R. Staub	SRS-1	Amended and Restated Limited Liability Company Operating Agreement
Steven R. Staub	SRS-2	Corporate Bond Spreads
Steven R. Staub	SRS-3	FirstEnergy Regulated Money Pool Agreement
K. Jon Taylor	KJT-1	Capital Contribution Agreement
K. Jon Taylor	KJT-2	Met-Ed Ground Lease Penelec Ground Lease
K. Jon Taylor	KJT-3	List of real property associated with each substation that is part of transfer
K. Jon Taylor	KJT-4	Transmission facility maps
K. Jon Taylor	KJT-5	FirstEnergy Service Agreement
K. Jon Taylor	KJT-6	Revised and Amended Restated Mutual Assistance Agreement

Witness	Exhibit	Description
K. Jon Taylor	KJT-7	Intercompany Income Tax Allocation Agreement
K. Jon Taylor	KJT-8	Proposed accounting entries

X. OTHER REQUIRED APPROVALS

39. In addition to approval from the Commission, other regulatory approvals will be required before the Transaction can be concluded. Notably, approval by the FERC under Section 203 of the Federal Power Act (16 U.S.C. § 824b) is required for the contribution of electric transmission assets to MAIT by the Operating Companies. Also, as previously noted, approval by the NJBPU is required for JCP&L to contribute its transmission assets to MAIT. The Joint Applicants will provide the Commission, under separate cover, with copies of the FERC filing and the Verified Petition submitted by JCP&L to the NJBPU.

XI. REQUEST FOR FORMAL CONSOLIDATION AND CONDUCT OF CONSOLIDATED PROCEEDINGS

40. The Commission's regulations provide as follows concerning the formal consolidation of proceedings¹²:

§ 5.81. Consolidation.

(a) The Commission or presiding officer, with or without motion, may order proceedings involving a common question of law or fact to be consolidated. The Commission or presiding officer may make orders concerning the conduct of the proceeding as may avoid unnecessary costs or delay.

¹² 52 Pa. Code §5.81.

41. The requests for Commission approvals set forth herein, namely, for the issuance of certificates of public convenience under Sections 1101 and 1103 and the approval of affiliated interest agreements, as described in Section IV, *supra*, involve a common nucleus of operative facts centering on the contribution of Met-Ed's and Penelec's transmission assets to MAIT, as a proposed certificated Pennsylvania public utility. Moreover, substantially similar set of legal standards exist for issuance of the requested certificates which, in large measure, center on whether the proposed Transaction will provide affirmative benefits and is in the public interest. Therefore, formal consolidation, into a single proceeding, of all of the requests for approval set forth in the Joint Application will help to develop a more complete, understandable and meaningful evidentiary record than would exist if each request were assigned to a separate proceeding. Moreover, formal consolidation will avoid duplication and repetition in the submission of testimony, the conduct of discovery and evidentiary proceedings, briefing, the issuance of an initial decision, and the preparation and filing of exceptions and reply exceptions. Accordingly, consolidation will conserve administrative time, resources and money as well as reduce the costs of the Joint Applicants and other parties.

42. Formal consolidation will ensure that each request for approval in the Joint Application and any subsidiary issues would be treated procedurally in the same fashion as the individual issues in a single base rate proceeding. As a consequence, witnesses would be permitted to address any issue or group of issues in a single statement of direct, rebuttal, surrebuttal or rejoinder testimony (as applicable); a single set of consolidated evidentiary hearings would be conducted; witnesses, when presented, would be subject to cross-examination with regard to all of the testimony they submitted in the consolidated proceeding; one main and one reply brief would be filed by each party in which all of the issues in the consolidated proceeding

could be addressed; a single initial decision would be issued covering all contested issues; and each party would be permitted to file exceptions and reply exceptions addressing all of the issues in the initial decision.

43. For all of the foregoing reasons, the formal consolidation of the requests for approval set forth in the Joint Application in the manner delineated above is fully justified, in the public interest and should be granted.

XII. PROPOSED PROCEDURAL SCHEDULE

44. The Joint Applicants desire to complete the Transaction as expeditiously as possible consistent with the legitimate review rights of interested parties. With that in mind, the Joint Applicants suggest that holding an initial Prehearing Conference early in the process will assist the parties in identifying and resolving issues. A litigation schedule can be developed after any active parties have been identified, with the assistance of the presiding Administrative Law Judge.

XIII. NOTICE

45. The Joint Applicants are serving copies of this filing on the Office of Consumer Advocate, the Office of Small Business Advocate, the Commission's Bureau of Investigation and Enforcement, the Met-Ed Industrial Users Group and the Penelec Industrial Customer Alliance. A service list is attached to the transmittal letter that accompanies this Joint Application. The Joint Applicants respectfully request that the Commission publish notice of this filing in the Pennsylvania Bulletin, with a reasonable deadline for intervention in this proceeding. The Joint Applicants will provide such additional forms of notice as the Commission may hereafter direct.

XIV. CONCLUSION

46. For all of the reasons set forth in, and supported by, this Joint Application, the Transaction satisfies the legal requirements for the approvals necessary to consummate the Transaction as described previously, and the Joint Applicants, therefore, request that the Commission: (1) issue certificates of public convenience evidencing approval under 66 Pa.C.S. §1102(a)(3) for the of the Joint Applicants' transmission assets to MAIT in the manner previously described in this Joint Application; (2) find and determine, pursuant to 66 Pa.C.S. §2810(e), that the Transaction will not result in anticompetitive or discriminatory conduct, including the unlawful exercise of market power, which would prevent retail electricity customers in the Commonwealth from obtaining the benefits of a properly functioning and workable competitive retail electricity market; (3) issue a certificate of public convenience under 66 Pa.C.S. §1101 conferring on MAIT the status of a public utility as defined in 66 Pa.C.S. §102; (4) find and determine that the affiliated agreements submitted with this Joint Application satisfy the legal standard for approval under Chapter 21 of the Public Utility Code; and (5) grant such additional approvals as may be necessary to consummate the Transaction.

WHEREFORE, the Joint Applicants respectfully urge the Commission to grant the approvals and authorizations requested herein and more specifically delineated in Paragraph 46, above, and grant formal consolidation as requested in Section XI, *supra*.

Respectfully submitted,

Lauren M. Lepkoski (Pa. No. 94800)
FirstEnergy Service Company
2800 Pottsville Pike
P.O. Box 16001
Reading, PA 19612-6001
Phone: (610) 921-6203
Fax: (610) 939-8655
Email: llepkoski@firstenergycorp.com

Thomas P. Gadsden (Pa. No. 28478)
Kenneth M. Kulak (Pa. No. 75509)
Anthony C. DeCusatis (Pa. No. 25700)
Catherine Vasudevan (Pa. No. 210254)
Morgan, Lewis & Bockius LLP
1701 Market Street
Philadelphia, PA 19103-2921
Phone: (215) 963-5234
Fax: (215) 963-5001
Email: tgadsden@morganlewis.com

Counsel for Mid-Atlantic Interstate
Transmission, LLC, Metropolitan Edison
Company and Pennsylvania Electric
Company

Date: June 19, 2015

BEFORE THE
PENNSYLVANIA PUBLIC UTILITY COMMISSION

JOINT APPLICATION OF MID-ATLANTIC INTERSTATE TRANSMISSION, LLC (“MAIT”); METROPOLITAN EDISON COMPANY (“MET-ED”) AND PENNSYLVANIA ELECTRIC COMPANY (“PENELEC”) FOR: (1) A CERTIFICATE OF PUBLIC CONVENIENCE UNDER 66 PA.C.S. §1102(A)(3) AUTHORIZING THE TRANSFER OF CERTAIN TRANSMISSION ASSETS FROM MET-ED AND PENELEC TO MAIT; (2) A CERTIFICATE OF PUBLIC CONVENIENCE CONFERRING UPON MAIT THE STATUS OF A PENNSYLVANIA PUBLIC UTILITY UNDER 66 PA.C.S. §102; AND (3) APPROVAL OF CERTAIN AFFILIATE INTEREST AGREEMENTS UNDER 66 PA.C.S. §2102

MID-ATLANTIC INTERSTATE TRANSMISSION, LLC
DOCKET NOS. A-_____; M-2015-_____

METROPOLITAN EDISON COMPANY
DOCKET NOS. A-_____; M-2015-_____

PENNSYLVANIA ELECTRIC COMPANY
DOCKET NOS. A-_____; M-2015-_____

Direct Testimony
of
Charles V. Fullem

List of Topics Addressed

Transaction Overview
Mid-Atlantic Interstate Transmission, LLC’s Request For Public Utility Status
Classification of Transmission Assets
Regulatory Framework
Public Benefits

TABLE OF CONTENTS

	Page
I. INTRODUCTION AND PURPOSE	1
II. TRANSACTION OVERVIEW	4
A. Existing FirstEnergy Subsidiaries and Transmission Service	4
B. The Transaction	7
III. MAIT’S REQUEST FOR A CERTIFICATE OF PUBLIC CONVENIENCE.....	11
IV. CLASSIFICATION OF TRANSMISSION ASSETS	14
V. REGULATORY FRAMEWORK	16
VI. PUBLIC BENEFITS.....	17

1 rates, rules and regulations and ensuring their uniform application and interpretation.

2 **Q. What is your educational and professional background?**

3 A. I received a Bachelor of Science degree in Mineral Economics from the Pennsylvania
4 State University in November 1981. I have over thirty years of experience with
5 FirstEnergy and its predecessor companies. My work experience is more fully described
6 in my professional biography, which is attached as Appendix A.

7 **Q. On whose behalf are you testifying in this proceeding?**

8 A. I am testifying on behalf of Mid-Atlantic Interstate Transmission, LLC (“MAIT”), Met-
9 Ed and Penelec.

10 **Q. What is the purpose of your testimony?**

11 A. The purpose of my testimony is to provide an overview of the proposed transaction (the
12 “Transaction”), under which Met-Ed, Penelec and Jersey Central Power & Light
13 Company (“JCP&L”) (collectively, the “Operating Companies”) will contribute their
14 transmission assets to MAIT, a newly-formed subsidiary of FirstEnergy Transmission,
15 LLC (“FET”) in which the Operating Companies will have membership interests. In
16 addition to the overview, I will describe how MAIT will be operated, the affiliated
17 interest agreements it will utilize, the classification of its transmission assets, and the
18 public benefits of the Transaction. I will also explain that MAIT, which is requesting that
19 the Commission grant it public utility status, has the technical, financial and legal fitness
20 to satisfy the criteria for issuance of a certificate of public convenience.

1 **Q. Are you sponsoring any exhibits as part of this filing?**

2 A. Yes. I am sponsoring one exhibit with my testimony. Joint Applicants' Exhibit CVF-1
3 comprises an organizational chart of the pre-Transaction corporate structure and an
4 organizational chart of the post-Transaction corporate structure.

5 **Q. Please identify the other witnesses submitting direct testimony on behalf of Met-Ed
6 and Penelec in this proceeding.**

7 A. Mr. Jeffrey J. Mackauer (Joint Applicants' Statement No. 2) will describe the
8 transmission planning process at FirstEnergy and discuss the benefits and capital
9 requirements associated with expanding FirstEnergy's Energizing the Future ("EtF")
10 program to cover the transmission systems currently owned and operated by the
11 Operating Companies.

12 Mr. Steven R. Staub (Joint Applicants' Statement No. 3) will describe the structure of the
13 Transaction and its financial aspects. Mr. Staub will also describe and explain the
14 financial benefits of the Transaction and address the inclusion of MAIT in the
15 FirstEnergy Regulated Money Pool Agreement.

16 Mr. K. Jon Taylor (Joint Applicants' Statement No. 4) provides a description of the
17 transmission facilities to be contributed by the Operating Companies to MAIT. Mr.
18 Taylor also provides a detailed discussion of accounting and tax issues, including how the
19 Operating Companies will account for their investment in MAIT and the dividends they
20 will receive from MAIT, as well as proposed changes to the FirstEnergy Service
21 Company Agreement, Mutual Assistance Agreement, and Intercompany Income Tax
22 Allocation Agreement. Mr. Taylor further provides a description of the Ground Leases

1 that Met-Ed and Penelec will be entering into with MAIT.

2 **II. TRANSACTION OVERVIEW**

3 **A. Existing FirstEnergy Subsidiaries and Transmission Service**

4 **Q. Please describe the FirstEnergy subsidiaries that are a part of this Transaction.**

5 A. Met-Ed is a wholly-owned subsidiary of FirstEnergy. Met-Ed provides service to about
6 553,000 electric utility customers in eastern Pennsylvania. Met-Ed had a summer peak
7 load in 2014 of 2,817 MW, with about two-thirds of that load attributable to residential
8 and small commercial customers. In addition to owning and maintaining 11,292 circuit
9 miles of distribution lines, Met-Ed currently owns 1,406 miles of transmission lines and
10 related facilities within its service territory, which are under the operational control of the
11 PJM Interconnection, LLC (“PJM”) as the regional transmission organization (“RTO”).

12 Penelec is a wholly-owned subsidiary of FirstEnergy. Penelec provides service to about
13 591,000 electric utility customers in central and western Pennsylvania. Penelec had a
14 summer peak load in 2014 of 2,788 MW, with about two-thirds of that load attributable
15 to residential and small commercial customers. In addition to owning and maintaining
16 16,853 circuit miles of distribution lines, Penelec currently owns 2,877 miles of
17 transmission lines and related facilities within its service territory, which are under the
18 operational control of PJM as the RTO.

19 JCP&L is also a wholly-owned subsidiary of FirstEnergy that provides service to about
20 1.1 million electric utility customers in New Jersey. In addition to its distribution
21 facilities, JCP&L currently owns 2,569 circuit miles of transmission lines and related
22 facilities within its service territory, which are under the operational control of PJM as

1 the RTO.

2 FET is a subsidiary of FirstEnergy. FET’s subsidiaries include American Transmission
3 Systems, Inc. (“ATSI”) and Trans-Allegheny Interstate Line Company (“TrAILCo”).
4 ATSI is a transmission-only utility or “transco” that provides transmission services in the
5 western portion of Pennsylvania and the state of Ohio. Currently, ATSI owns and
6 maintains over 8,100 circuit-miles of transmission lines, substations and other
7 transmission facilities that are located principally in the ATSI Zone of PJM and are under
8 the operational control of PJM as the RTO. ATSI is comprised in large part of the
9 transmission assets formerly owned by FirstEnergy’s operating utilities in western
10 Pennsylvania and Ohio (*i.e.*, Pennsylvania Power Company (“Penn Power”) in western
11 Pennsylvania, The Toledo Edison Company, Ohio Edison Company, and The Cleveland
12 Electric Illuminating Company in Ohio).¹

13 TrAILCo owns, operates and maintains over 180 circuit-miles of transmission lines,
14 substations and other transmission facilities, including the Trans-Allegheny Interstate
15 Line and the Black Oak Static Var Compensator, with other projects under construction.²
16 TrAILCo’s operating assets are primarily located in Pennsylvania, West Virginia and

¹ Pennsylvania Power Company (“Penn Power”) a public utility subsidiary of Ohio Edison Company, which is in turn a subsidiary of FirstEnergy that provides electric distribution service in western Pennsylvania, transferred its transmission assets to ATSI pursuant to the Commission’s approval as evidenced by a certificate of public convenience issued in 2000. *Application Of Pennsylvania Power Co. For (1) A Certificate Of Public Convenience Authorizing The Transfer Of Certain Transmission Assets To American Transmission Systems, Inc., And (2) Approval Of Certain Affiliated Interest Agreements Necessary To Effect The Transfer*, Docket No. A-110450F0016 (July 14, 2000) (“ATSI Order”).

² See *Application of Trans-Allegheny Line Company (TrAILCo) For Approval: 1) for a Certificate of Public Convenience to Offer, Render Furnish or Supply Transmission Service in the Commonwealth of Pennsylvania; (2) Authorization and Certification to Locate, Construct, Operate and Maintain Certain High-Voltage Electric Substation Facilities; 3) Authority to Exercise the Power of Eminent Domain for the Construction and Installation of Aerial Electric Transmission Facilities Along the Proposed Transmission Line Routes in Pennsylvania; 4) Approval of an Exemption from Municipal Zoning Regulation With Respect to the Construction of Buildings; and 5) Approval of Certain Related Affiliated Interest Arrangements*, Docket Nos. A-110172 *et al.* (December 13, 2008).

1 northern Virginia and are under the operational control of PJM as the RTO. *See* Joint
2 Applicants' Exhibit No. CVF-1.

3 MAIT is a newly-formed subsidiary of FET, in which the Operating Companies will own
4 membership interests. MAIT's business functions and activities, as well as its
5 relationship to Met-Ed and Penelec and other subsidiaries of FirstEnergy are discussed
6 and explained further in my direct testimony as well as in Steven R. Staub's and K. Jon
7 Taylor's direct testimony.

8 **Q. Please describe how Met-Ed and Penelec currently provide transmission service.**

9 A. All transmission services are currently provided by PJM, which utilizes the facilities of
10 Met-Ed and Penelec, as transmission owners, pursuant to the terms of the PJM Open-
11 Access Transmission Tariff ("OATT") approved by the Federal Energy Regulatory
12 Commission ("FERC"). The FERC has jurisdiction over transmission rates and
13 practices, as well as contracts affecting transmission rates. This Commission has
14 authority over Met-Ed's and Penelec's retail service and rates.

15 **Q. How are Met-Ed and Penelec currently being compensated for providing**
16 **transmission service?**

17 A. PJM bills entities that take transmission service over transmission facilities in PJM
18 ("Transmission Customers") consistent with the provisions of the OATT. Transmission
19 Customers include entities serving load (the Load Serving Entities, or "LSEs") in Met-
20 Ed's and Penelec's service territories. The LSEs include electric generation suppliers
21 ("EGSs") and wholesale suppliers of default service selected through the competitive
22 default service procurement processes approved by the Commission. The EGSs include

1 the cost of network integrated transmission service in the prices they charge to shopping
2 customers, and Met-Ed and Penelec include the cost associated with network integrated
3 transmission service in the price of default service. The associated payments made to
4 PJM by Transmission Customers are used to compensate Met-Ed and Penelec for
5 providing transmission service. PJM's monthly billing to Met-Ed and Penelec includes
6 credit code 2100, which compensates Met-Ed and Penelec for the network integrated
7 transmission service charges collected by PJM on their behalf.³

8 **B. The Transaction**

9 **Q. Please describe the Transaction and the resulting corporate structure.**

10 A. The Operating Companies will make a one-time contribution of their existing
11 transmission assets⁴ to MAIT through a tax-free transfer in exchange for Class B
12 membership interests⁵ in MAIT. FET, in turn, will make a cash contribution to MAIT in
13 exchange for a membership interest that will give FET operating and management control
14 of MAIT. As a result of the Transaction, the Operating Companies will no longer own
15 any facilities performing a transmission function. The distribution assets owned by the
16 Operating Companies will not be affected. FET and the Operating Companies will have
17 membership interests in MAIT, and MAIT will operate as a transmission-only entity. A

³ Met-Ed and Penelec currently collect PJM Transmission related charges for (i) Regional Transmission Expansion Plan ("RTEP"), (ii) Expansion Cost Recovery, and (iii) Reliability Must Run ("RMR") generating unit declarations and charges associated with plant deactivation on a non-bypassable basis through the Default Service Support Riders in their respective retail tariffs. Other ancillary transmission services are billed to the same entities as network integrated transmission service.

⁴ "Transmission assets" are defined in the Capital Contribution Agreement (Exhibit No. KJT-1 accompanying Joint Applicants' Statement No. 4, the direct testimony of K. Jon Taylor) ("Contribution Agreement"). The terms of the Contribution Agreement are explained in more detail in Mr. Taylor's direct testimony.

⁵ Class B membership interests do not confer operating control and management authority over MAIT. However, the Operating Companies will maintain voting rights over "special matters," which include decisions pertaining to bankruptcy, mergers, any sale of substantially all assets of MAIT and amendment of the LLC Operating Agreement.

1 more detailed discussion of the Transaction is provided in Joint Applicants' Statement
2 No. 3, the direct testimony of Mr. Staub, and pre-Transaction and post-Transaction
3 organizational charts are provided in Joint Applicants' Exhibit No. CVF-1.

4 **Q. Please describe the assets and associated liabilities that will be contributed by Met-**
5 **Ed and Penelec to MAIT.**

6 A. The net book value (original cost less depreciation reserve) of the existing transmission
7 assets and the associated goodwill will be contributed to MAIT in exchange for a
8 membership interest in MAIT. This tax-free transaction also results in a transfer of
9 transmission property-related Accumulated Deferred Income Taxes ("ADIT") from Met-
10 Ed's and Penelec's books to MAIT's books. Because the ADIT associated with
11 transmission assets are already excluded from the determination of Met-Ed's and
12 Penelec's distribution rate bases, the Transaction will not result in any cost shifting
13 between transmission and distribution customers. The accounting for the Transaction,
14 including the specific tax implications of the Transaction, are discussed in additional
15 detail in Joint Applicants' Statement No. 4, the direct testimony of Mr. Taylor.

16 **Q. Will Met-Ed and Penelec contribute land or other real estate interests associated**
17 **with the contributed transmission assets?**

18 A. No. The associated land and other real estate interests will remain on Met-Ed's and
19 Penelec's books, and Ground Leases will be put into place – one between Met-Ed, as
20 lessor, and MAIT, as lessee, and one between Penelec, as lessor, and MAIT as lessee.⁶
21 The associated transmission land and other real estate interests, as well as the Ground

⁶ A ground lease was also entered into between ATSI and Penn Power to provide ATSI the interests in real property it needs to furnish transmission service in Pennsylvania. See ATSI Order.

1 Lease payments from MAIT to Met-Ed and Penelec, will be excluded from future
2 distribution base rate cases. This is consistent with existing ratemaking treatment of the
3 land interests, which are included in FERC Account 350, which have historically been
4 reflected in the determination of transmission rates, and which have been excluded from
5 the determination of the distribution rate bases of Met-Ed and Penelec as non-
6 jurisdictional.

7 **Q. Will the capital structures of Met-Ed and Penelec be affected by the Transaction?**

8 A. No. Met-Ed's and Penelec's investment in transmission assets will simply shift from
9 plant accounts to an asset account, FERC Account 123.1 *Investment in Subsidiary*
10 *Companies*, after the contribution is complete. Their capitalization will not be affected.

11 **Q. Will the Transaction change how the transmission service currently provided by**
12 **Met-Ed and Penelec is regulated?**

13 A. No, it will not. All transmission services over the transmission facilities will be provided
14 by MAIT pursuant to the terms of the PJM OATT, consistent with the current operation
15 of these facilities by Met-Ed and Penelec. The transmission facilities will remain subject
16 to the terms of the PJM OATT at all times before, during and after the Transaction.
17 Rates for transmission service will remain subject to the jurisdiction of the FERC and
18 administered by PJM through the OATT.

19 **Q. Will MAIT have a contractual relationship with other FirstEnergy companies?**

20 A. Yes, it will. Therefore, Met-Ed and Penelec are each requesting Commission approval of
21 five affiliated interest agreements.

1 The first is the FirstEnergy Service Company Agreement (Joint Applicants’
2 Statement No. 4, Joint Applicants’ Exhibit KJT-5), under which MAIT will be
3 entitled to receive administrative, management, and other services from FESC as
4 set forth in the agreement. The allocations set forth in the FirstEnergy Service
5 Company Agreement are consistent with FERC’s applicable requirements.

6 The second is the Revised and Amended Mutual Assistance Agreement (“MAA”)
7 (Joint Applicants’ Statement No. 4, Joint Applicants’ Exhibit KJT-6), under
8 which MAIT will be able to request and receive non-power goods and services
9 from the FirstEnergy operating companies consistent with the terms and
10 conditions of the MAA. For example, technical support services and workers,
11 including those from Met-Ed and Penelec, could be provided under the MAA to
12 assist MAIT in the performance of its operations as a separate transmission asset
13 owner.

14 The third is the Intercompany Income Tax Allocation Agreement (Joint
15 Applicants’ Statement No. 4, Joint Applicants’ Exhibit KJT-7), under which
16 MAIT will be able to participate in FirstEnergy’s filing of a consolidated tax
17 return as described in the direct testimony of Mr. Taylor.

18 The fourth consists of the Ground Leases between each of the Joint Applicants’
19 and MAIT (Joint Applicants’ Statement No. 4, Joint Applicants’ Exhibit KTJ-2).
20 Under the Ground Leases, MAIT will obtain the interests in real property needed
21 to furnish transmission service in the Med-Ed, Penelec and JCP&L zones.

22 Fifth and finally, MAIT will be added as a signatory to the FirstEnergy Regulated

1 Money Pool Agreement (Joint Applicants' Statement No. 3, Joint Applicants'
2 Exhibit SRS-3). Under the terms of the FirstEnergy Regulated Money Pool
3 Agreement, regulated companies within the FirstEnergy system can lend to, or
4 borrow from, each other to manage their working capital requirements.

5 **III. MAIT'S REQUEST FOR A CERTIFICATE OF PUBLIC CONVENIENCE**

6 **Q. As part of the Joint Application, is MAIT requesting that the Commission issue a**
7 **certificate of public convenience conferring upon it public utility status?**

8 A. Yes, MAIT is requesting that the Commission issue a certificate of public convenience
9 conferring upon it public utility status. As I previously explained, MAIT will only
10 provide interstate electric transmission service that is subject to the jurisdiction of the
11 FERC. Consequently, MAIT is requesting that the certificate of public convenience
12 issued to it expressly state that it does not confer the right to furnish any intrastate electric
13 service in Pennsylvania. Although FERC will have exclusive jurisdiction over the rates,
14 terms and conditions of MAIT's provision of transmission service, the issuance of a
15 certificate of public convenience conferring public utility status upon MAIT will subject
16 MAIT to the Commission's regulations pertaining to the siting of high voltage (i.e.,
17 greater than 100 kV) transmission lines. As explained in Section IV.B. of the Joint
18 Application, as a consequence of MAIT's submission to the Commission's siting
19 regulations, MAIT will also be assured that its siting, location, construction and operation
20 of transmission facilities in Pennsylvania will not be subject to municipal zoning and land
21 use regulations.

1 **Q. Please address MAIT's fitness to furnish public utility service.**

2 A. I understand that an applicant for a certificate of public convenience conferring public
3 utility service in Pennsylvania must demonstrate its fitness to furnish public utility
4 service and that there are three components to that requirement, namely technical,
5 financial and legal fitness, which I will address below.

6 **Q. Will MAIT have the technical capacity to furnish electric transmission service in
7 Pennsylvania the manner set forth in the Joint Application and accompanying
8 testimony?**

9 A. Yes, it will. MAIT will be a member of the FirstEnergy holding company system and, as
10 such, will have access to the resources and expertise available from FESC in the same
11 manner and on the same terms as the Operating Companies do currently. The
12 FirstEnergy Service Company Agreement (Joint Applicants' Exhibit No. KJT-5) and the
13 MAA (Joint Applicants' Exhibit No. KJT-6), for which approval as affiliated interest
14 agreements is being sought in the Joint Application, will provide the legal basis for
15 MAIT to request and obtain the full range of services as set forth under the terms of those
16 agreements. MAIT will also be able to call upon and use the existing well-trained
17 complement of Operating Companies employees, which has extensive experience in
18 operating and maintaining the Operating Companies' transmission systems.

19 **Q. Please describe MAIT's financial fitness.**

20 A. MAIT will be a member of FirstEnergy's regulated money pool, pursuant to the terms of
21 the FirstEnergy Regulated Money Pool Agreement (Joint Applicants' Exhibit SRS-3), for
22 which approval is requested in the Joint Application and is expected to also have short-

1 term borrowing capacity under FET's current \$1.0 billion credit facility. These two
2 sources of short-term borrowing capacity should provide MAIT sufficient liquidity for all
3 of its day-to-day operations. New capital investments in transmission assets will be
4 financed by a combination of FET's contributions of equity and the issuance of debt by
5 MAIT. As explained by Mr. Staub, MAIT is expected to have increased access to debt
6 capital at reasonable rates based on the stronger financial metrics of a stand-alone
7 transmission-only entity (Joint Applicants' Statement No. 3).

8 **Q. Will MAIT have the legal fitness to be a certificated Pennsylvania public utility?**

9 A. Yes, it will. MAIT will operate and maintain its entire interstate transmission system,
10 including the portions thereof located in Pennsylvania, safely and in full compliance with
11 applicable legal requirements and, as successor to the Operating Companies, it will
12 continue their track record of meeting applicable legal and regulatory obligations and
13 consistently furnishing safe and reliable transmission service. Moreover, MAIT
14 acknowledges that, as the holder of a certificate of public convenience, it will be required
15 to comply with the Public Utility Code and the Commission's regulations and orders,
16 excluding those provisions that expressly or by reasonable implication apply only to a
17 public utility that furnishes intrastate service within Pennsylvania or that are preempted
18 by the FERC's exclusive jurisdiction over transmission service and rates. However,
19 MAIT reserves the right to hereafter petition the Commission to be relieved of
20 requirements that, given MAIT's provision of only interstate transmission service subject
21 to the exclusive jurisdiction of the FERC, would not serve a reasonable regulatory
22 purpose to impose on MAIT.

1 **IV. CLASSIFICATION OF TRANSMISSION ASSETS**

2 **Q. Was a study completed to determine what assets should be contributed to MAIT?**

3 A. Yes. An independent consultant, Navigant, was hired to complete what is known as a
4 “seven factor test” to distinguish between “transmission” facilities, which are subject to
5 FERC’s exclusive jurisdiction,⁷ and “local distribution” facilities, which are subject to the
6 exclusive jurisdiction of the Commission. The seven factors are used to identify the
7 “primary function of a facility” in accordance with FERC requirements.⁸ If the primary
8 function is transmission, the facility is subject to FERC’s exclusive jurisdiction; if the
9 primary function is distribution, the facility is under exclusive state jurisdiction.

10 **Q. How do Met-Ed and Penelec currently classify transmission assets?**

11 A. Met-Ed currently classifies all facilities with voltage levels at or above 69 kV and 34.5
12 kV facilities with a delta configuration (“34.5 delta”) as transmission facilities while
13 Penelec currently classifies all facilities with voltage levels at or above 46 kV as
14 transmission facilities.

15 **Q. Did Navigant recommend any changes to the existing transmission and distribution**
16 **classifications?**

17 A. Yes, it recommended a very limited change for Met-Ed. Based on the seven factor test,
18 Navigant recommended moving all six of Met-Ed’s 34.5 kV delta facilities from
19 transmission to distribution. Navigant’s analysis determined that those six facilities are

⁷ 16 U.S.C. § 824(b)(1) (granting FERC exclusive jurisdiction over the “transmission of electric energy in interstate commerce” and “sale of electric energy at wholesale in interstate commerce”).

⁸ *Cal. Pac. Elec. Co., LLC*, 133 FERC ¶ 61,018 at P 45 (2010) (“[E]ven when a distribution facility is used to facilitate a jurisdictional wholesale sale . . . , if the primary function of the facility is local distribution, only the use of the facility for the [FERC]-jurisdictional services will be subject to [FERC’s] jurisdiction.”).

1 not operated as a transmission network and are serving a distribution function.

2 **Q. Does Met-Ed accept Navigant's recommendation?**

3 A. Yes. Therefore, all of Met-Ed's 34.5 kV delta facilities will be removed from
4 transmission and classified as distribution. The reclassified assets will fall under the
5 Commission's jurisdiction and be subject to state regulatory authority in a manner
6 consistent with all other distribution assets owned by Met-Ed. Thus, Met-Ed's assets to
7 be moved from transmission to distribution will be reflected in distribution rates to be
8 established in future distribution rate cases. Penelec will not be reclassifying any of its
9 assets as a result of Navigant's recommendation.

10 **Q. What further analysis did Met-Ed and Penelec complete to distinguish the assets
11 that would be contributed?**

12 A. Met-Ed and Penelec completed an internal review of its FERC transmission plant
13 accounts applying the results of the seven factor test. It was determined that certain
14 assets currently recorded in FERC Account Nos. 352 (Structures), 353 (Station
15 Equipment), 354 (Towers and Fixtures), 355 (Poles and Fixtures), 356 (Overhead
16 Conductors and Devices), 358 (Underground Conductors and Devices) and 359 (Roads
17 and Trails) serve a distribution function. For Met-Ed and Penelec, the total net book
18 value as of December 31, 2014 of the property to be reclassified is \$2.5 million and \$1.6
19 million, respectively. The property to be reclassified is properly subject to the
20 jurisdiction of the Commission in the same manner as all other distribution property
21 owned by Met-Ed and Penelec.

1 **Q. Were the depreciated original costs of Met-Ed's 34.5 kV delta facilities to be**
2 **reclassified pursuant to Navigant's recommendation or the transmission assets to be**
3 **reclassified based on Met-Ed's and Penelec's internal analyses included in Met-Ed's**
4 **or Penelec's rate base in their distribution rate cases at Docket Nos. R-2014-2428745**
5 **and R-2014-2428743, respectively?**

6 A. No. Those facilities were excluded from both Met-Ed's and Penelec's rate base claims in
7 those cases because they were classified as transmission assets and, therefore, were
8 recorded in FERC transmission asset accounts. As a consequence, cost recovery for
9 those facilities occurs through Met-Ed's and Penelec's FERC-jurisdictional rates for
10 network integration transmission service. When MAIT's transmission rates become
11 effective following the implementation of MAIT's FERC formula rate, the revenue
12 requirement associated with the reclassified facilities will have been removed from
13 MAIT's rate for network integration transmission service. Once that occurs, Met-Ed's
14 and Penelec's distribution customers will receive service furnished by the reclassified
15 facilities that will not be reflected in MAIT's network integration transmission service
16 rates and also will not be reflected in Met-Ed's or Penelec's distribution base rates until
17 the conclusion of their next distribution base rate cases.

18 **V. REGULATORY FRAMEWORK**

19 **Q. Will FET pursue a formula rate for MAIT once the contribution of assets is**
20 **complete?**

21 A. Yes. Once the Transaction is approved, the next step will be to file a formula rate for
22 MAIT at FERC. The combination of a formula rate mechanism and a transparent

1 transmission-only entity creates an environment that will facilitate raising, at favorable
2 costs, the capital needed to accelerate FET's investment in the expansion of the EtF
3 program. The expansion of EtF program is discussed by Mr. Mackauer in Joint
4 Applicants' Statement No. 2. In this regard, I would note that recent legislative and
5 regulatory policy in Pennsylvania has recognized the importance of creating a regulatory
6 structure supportive of accelerated capital investment in electric distribution assets. Act
7 11 of 2012 authorized the use of a fully projected future test year and a distribution
8 system improvement charge ("DSIC") that can be employed by electric distribution
9 companies. The creation of MAIT and its filing of a formula rate at FERC will provide a
10 similar regulatory framework for transmission assets, which will enable the acceleration
11 of FET's investment in its transmission system.

12 **VI. PUBLIC BENEFITS**

13 **Q. Please describe generally the benefits expected from the Transaction.**

14 A. A key benefit of the Transaction is the increased transparency resulting from the
15 Transaction with respect to distribution and transmission businesses. This increased
16 transparency, in turn, is expected to facilitate necessary capital investment in
17 transmission which will benefit Met-Ed and Penelec customers.

18 **Q. How will the Transaction increase transparency?**

19 A. Met-Ed's and Penelec's financial reports historically have either shown combined
20 transmission and distribution earnings or included specific exclusions and allocations to
21 reflect the earnings of the distribution portion of each utility. After the Transaction, Met-
22 Ed's and Penelec's quarterly financial reports will be better aligned with the assets

1 recorded on their books and will not require adjustments to isolate the earned rate of
2 return of their intrastate retail distribution businesses. Likewise, Met-Ed and Penelec will
3 no longer need to exclude transmission plant, revenue and expenses or calculate
4 allocations to transmission service in preparing distribution rate filings, which will
5 simplify and streamline those filings and should reduce the time and resources required
6 for other parties to review and analyze the Operating Companies' supporting data.

7 From a transmission perspective, the consolidation of the Operating Companies'
8 transmission assets within MAIT will allow interested parties to easily review the annual
9 updates to the transmission revenue requirement because that review can be focused on a
10 single entity that owns only transmission assets. The Transaction will also provide both
11 the FERC and this Commission increased clarity with respect to the business functions
12 each commission regulates, resulting in greater certainty that there is no misallocation
13 between the transmission and distribution functions of what currently are treated as
14 common assets and common costs.

15 Finally, the Transaction will provide an additional level of assurance that customers and
16 suppliers have nondiscriminatory access to the transmission system. Today, Met-Ed and
17 Penelec maintain nondiscriminatory access to the transmission system through functional
18 separation and strict adherence to the FERC Standards of Conduct. The Transaction will
19 create a corporate separation of the transmission business, rather than the functional
20 separation that exists today.

21 **Q. How will the Transaction facilitate capital investment?**

22 A. As explained by Mr. Staub in Joint Applicants' Statement No. 3, the creation of a single,

1 transmission-only entity will put investors in a better position to identify and quantify the
2 risks of investing in the transmission business. The resulting reduction in investor risk
3 will, in turn, provide better access to capital and facilitate needed capital investments. As
4 described by Mr. Staub, MAIT is expected to start with a better credit rating than Met-Ed
5 or Penelec, which will translate into lower debt costs and savings in interest expense.

6 **Q. With the approval of the Transaction, will MAIT be in a position to make**
7 **significant capital investment to maintain and enhance the reliability of its**
8 **transmission assets?**

9 A. Yes. If the Transaction is approved, MAIT is expected to accelerate construction
10 programs requiring the investment of between \$2.5 billion and \$3.0 billion over the next
11 five to ten years in transmission infrastructure in the PJM transmission zones for Met-Ed,
12 Penelec and JCP&L. As described by Mr. Mackauer, the expansion of the EtF program
13 is designed to improve the resilience, reliability, and load-carrying capacity of the
14 transmission system for existing and new customer loads. The investment would include
15 both transmission planning/protection and reliability enhancement-driven projects, such
16 as: (1) new, re-conducted, and rebuilt transmission lines; (2) new and enhanced
17 substations (i.e. new breakers, transformers and/or capacitors); and (3) the installation of
18 dynamic reactive resources (i.e., new capacitors and static var compensators to quickly
19 regulate system voltage). In addition, investments in communication infrastructure
20 would be made to enhance cyber security and secure remote access to transmission
21 substations.

22 As explained by Mr Staub, MAIT will provide a more efficient vehicle for financing this

1 transmission investment and also ensure that the distribution function of Met-Ed and
2 Penelec will not be adversely affected. Financing transmission infrastructure
3 replacements and PJM-driven projects through Met-Ed and Penelec may limit the
4 available capital for important distribution investment or could adversely affect their
5 financial position and credit profiles. By financing transmission projects at MAIT, debt
6 incurred for these investments will not impact the financial position of Met-Ed and
7 Penelec.

8 **Q. Will the Transaction result in cost savings for Met-Ed and Penelec customers and**
9 **other transmission customers in Pennsylvania?**

10 A. Yes. First, as I noted earlier, MAIT is expected to start with a better credit rating than
11 Met-Ed and Penelec, with no expected adverse impact on the existing credit ratings of
12 those Companies. This will translate into lower debt costs and savings in interest
13 expense for transmission operations during a time when MAIT will be raising significant
14 amounts of capital. Given that \$2.5 to \$3.0 billion of investment in transmission facilities
15 is planned over the next five to ten years, the reduction in interest costs could amount to
16 over \$135 million over the 30-year life of those bonds. Those significant savings will
17 flow to customers through reduced costs when setting transmission rates through the
18 FERC ratemaking process.

19 **Q. Are there other benefits associated with this Transaction?**

20 A. Yes. As noted earlier, the approval of MAIT will allow for the accelerated investment of
21 \$2.5 to \$3.0 billion in the transmission system. An investment of that magnitude will
22 create additional jobs, as discussed further in Joint Applicants' Statement No. 2, the

1 direct testimony of Mr. Mackauer.

2 **Q. Will the proposed contribution of transmission assets to MAIT have any**
3 **anticompetitive effect or will it enhance customers' ability to secure the benefits of**
4 **retail competition?**

5 A. No. As noted previously, the Operating Companies seek only to more definitively
6 separate their transmission facilities from their distribution facilities in order to pave the
7 way for a more efficient vehicle to finance significant investment in transmission assets.
8 MAIT does not own any generation, distribution or transmission facilities and will not
9 own or control any generation or any distribution assets upon completion of the proposed
10 Transaction. When the contribution of transmission assets to MAIT is completed, Met-
11 Ed and Penelec will no longer own transmission facilities. Consequently, the proposed
12 contribution will have no effect on the concentration of generation or transmission assets
13 or upon market power. Moreover, because the proposed transaction will continue to have
14 the transmission facilities under the operational control of an RTO, it will have no
15 adverse effect on competition in the wholesale power market.

16 **Q. Please summarize the principal benefits that the Transaction will create.**

17 A. The Transaction will create greater transparency by placing transmission assets and
18 distribution assets in separate companies. Greater transparency will provide state
19 regulatory authorities and the FERC better vision into the functions that each regulates.
20 The correlative benefit is that transmission assets, revenues and expenses will no longer
21 be recorded, as such, on Met-Ed's and Penelec's books of account, which, as I previously
22 explained, will streamline and simplify distribution base rate cases. Additionally, the

1 new corporate structure will consolidate all the transmission assets currently owned by
2 the Operating Companies into a single, separate company which, in turn, will facilitate
3 implementing a FERC formula rate mechanism. Both of those factors, working in
4 combination, along with the greater transparency that a separate transmission-only
5 company will afford investors and the investment community, will increase MAIT's
6 creditworthiness and access to capital and, thereby, enable MAIT to accelerate the
7 expansion of the EtF program across the currently separate transmission zones of Met-
8 Ed, Penelec and JCP&L. In that regard, using the reasonable assumptions regarding
9 credit ratings, interest costs and levels of investment that I discussed previously, the
10 potential exists to achieve forecasted debt cost savings of up to \$135 million over a
11 thirty-year term of financing associated with the expansion of the EtF program.

12 **Q. Does this conclude your direct testimony?**

13 A. Yes, it does at this time.

Biography
Charles V. Fullem
Director – Rates & Regulatory Affairs/Pennsylvania

Charles V. Fullem is Director- Rates & Regulatory Affairs/Pennsylvania, a position he was appointed to on January 22, 2006. In that capacity, he is responsible for developing the default service plans of Metropolitan Edison Company, Pennsylvania Electric Company, Pennsylvania Power Company and West Penn Power Company, as well as all retail tariff filings and financial reports to the Pennsylvania Public Utility Commission (“PaPUC”) and the New York State Public Service Commission. He has over 30 years’ experience in the energy industry, with a background in rates and regulation, marketing, unregulated retail pricing and regulated tariffs, contract development and negotiations of both wholesale and retail electric service contracts.

From December 2000 through January 2006, he served in various positions, including Director of Energy Consulting Operations for The E Group, the energy consulting subsidiary of FirstEnergy Corporation (“FirstEnergy”). As Director, he managed technical staff teams and was responsible for delivering all aspects of The E Group’s client services for an over one billion dollar client energy spend, including energy management, bill and rate analysis, development of energy procurement strategies, preparation of requests for proposal, evaluation of bids, contract development and implementation, open market analysis, and negotiations with suppliers and utilities and utility bill payment.

From November 1999 through December 2000, Mr. Fullem was Director, Pricing and Regulatory Affairs in FirstEnergy’s rate department, where he was responsible for tariff administration and pricing programs serving over 2.2 million customers in Ohio and Pennsylvania. In this capacity, Mr. Fullem developed and implemented the unbundled tariffs designed to implement Customer Choice in Ohio, coordinated the development of FirstEnergy’s Supplier Tariff and Net Metering Rider, and participated in the Operational Support Plan (OSP) workgroups. The OSP workgroups were collaborative working groups charged with establishing the various rules and policies of retail choice in Ohio.

From December 1994 through November 1999, Mr. Fullem served in various roles in First Energy’s marketing department, including Director, Planning and Strategy and Director of Centerior Energy’s Competitive Analysis Department, where he developed and implemented successful marketing programs targeted to commercial and industrial customers and mass market customers in competitive retail electric markets in both competitive generation markets and in traditional areas of competition between fully integrated electric utility providers.

From 1982 through December 1994, Mr. Fullem served in various roles in rates and regulation at Centerior Energy and The Cleveland Electric Illuminating Company, including the roles of Director, Planning & Strategy, and Director of Rates & Contracts. In these roles, Mr. Fullem managed and performed cost of service studies, load research, customer requirements analyses, designed rates and tariffs, participated in the development of revenue requirements, and performed financial analyses.

Mr. Fullem holds his Bachelor of Science degree in Mineral Economics from the Pennsylvania State University. Mr. Fullem is a Certified Energy Procurement Professional by the Association of Energy Engineers. He has provided expert testimony before the Public Utilities Commission of Ohio (“PUCO”), the PaPUC, and the Federal Energy Regulatory Commission (“FERC”).

Mr. Fullem has prepared and presented testimony in the following rate-related cases:

PUCO Cases:

Case No.	Case Name
85-521-EL-COI	In the Matter of the Investigation into the Perry Nuclear Power Station
88-170-EL-AIR	In the Matter of the Application of The Cleveland Electric Illuminating Company for Authority to Amend and to Increase Certain of its Filed Schedules Fixing Rates and Charges for Electric Service
88-171-EL-AIR	In the Matter of the Application of The Toledo Edison Company for Authority to Amend and to Increase Certain of its Filed Schedules Fixing Rates and Charges for Electric Service
91-1528-EL-CSS	In the Matter of the Complaint of Toledo Premium Yogurt, Inc., dba Freshens Yogurt, Complainant, v. The Toledo Edison Company, Respondent
91-2308-EL-CSS	Board of Education, Cleveland City Schools v. The Cleveland Electric Illuminating Company
92-504-EL-CSS	Board of Education, Cleveland City Schools v. The Cleveland Electric Illuminating Company
95-02-EL-ABN	In the Matter of the Application of the City of Clyde Requesting Removal of Certain Electric Distribution Facilities of The Toledo Edison Company from Within Clyde’s Corporate Limits
01-174-EL-CSS	In the Matter of the Complaint of the City of Cleveland and WPS Energy Services, Inc., Complainants v. The Cleveland Electric Illuminating

Company and FirstEnergy Corp., Respondents

PaPUC Cases:

Docket No.	Case Name
R – 850267	Pennsylvania Public Utility Commission, <i>et al.</i> v. Pennsylvania Power Company
R – 860378	Pennsylvania Public Utility Commission, <i>et al.</i> v. Duquesne Light Company
87-1160	Duquesne Light Company and Pennsylvania Power Company, Appellants v. David M. Barasch, etc., <i>et al.</i>
P-00072305	Petition of Pennsylvania Power Company for Approval of Interim Default Service Supply Plan
P-2008-2066692	Voluntary Prepayment Plan
P-2009-2093053	Metropolitan Edison Company Default Service Programs
P-2009-2093054	Pennsylvania Electric Company Default Service Programs
I-2009-2099881	Compliance of Commonwealth of Pennsylvania with Section 410(a) of the American Recovery and Reinvestment Act 2009
M-2009-2092222	Petition of Metropolitan Edison Company, Pennsylvania Electric Company, and Pennsylvania Power Company for approval of its Energy Efficiency and Conservation Plans
M-2009-2112952	Petition of Metropolitan Edison Company, Pennsylvania Electric Company, and Pennsylvania Power Company for approval of its Energy Efficiency and Conservation Plans
M-2009-2112956	Petition of Metropolitan Edison Company, Pennsylvania Electric Company, & Pennsylvania Power Company for approval of its Energy Efficiency and Conservation Plans
A-2010-2176520	Joint Application of West Penn Power Company, Trans-Allegheny Interstate Line Company & FirstEnergy Corp.
A-2010-2176732	Joint Application of West Penn Power Company, Trans-Allegheny Interstate Line Company & FirstEnergy Corp.

P-2011-2273650	Joint Petition of Metropolitan Edison Company, Pennsylvania Electric Company, Pennsylvania Power Company and West Penn Power Company for Approval of their Default Service Programs
P-2011-2273668	Joint Petition of Metropolitan Edison Company, Pennsylvania Electric Company, Pennsylvania Power Company and West Penn Power Company for Approval of their Default Service Programs
P-2011-2273669	Joint Petition of Metropolitan Edison Company, Pennsylvania Electric Company, Pennsylvania Power Company and West Penn Power Company for Approval of their Default Service Programs
P-2011-2273670	Joint Petition of Metropolitan Edison Company, Pennsylvania Electric Company, Pennsylvania Power Company and West Penn Power Company for Approval of their Default Service Programs
M-2012-2334387	Joint Petition of Metropolitan Edison Company, Pennsylvania Electric Company, Pennsylvania Power Company and West Penn Power Company for Approval of its Act 129 Phase II EE&C Plans
M-2012-2334392	Joint Petition of Metropolitan Edison Company, Pennsylvania Electric Company, Pennsylvania Power Company and West Penn Power Company for Approval of its Act 129 Phase II EE&C Plans
M-2012-2334395	Joint Petition of Metropolitan Edison Company, Pennsylvania Electric Company, Pennsylvania Power Company and West Penn Power Company for Approval of its Act 129 Phase II EE&C Plans
M-2012-2334398	Joint Petition of Metropolitan Edison Company, Pennsylvania Electric Company, Pennsylvania Power Company and West Penn Power Company for Approval of its Act 129 Phase II EE&C Plans
R-2014-2428745	Metropolitan Edison Company – General Base Rate Filing
R-2014-2428743	Pennsylvania Electric Company – General Base Rate Filing
R-2014-2428744	Pennsylvania Power Company – General Base Rate Filing
R-2014-2428742	West Penn Power Company – General Base Rate Filing

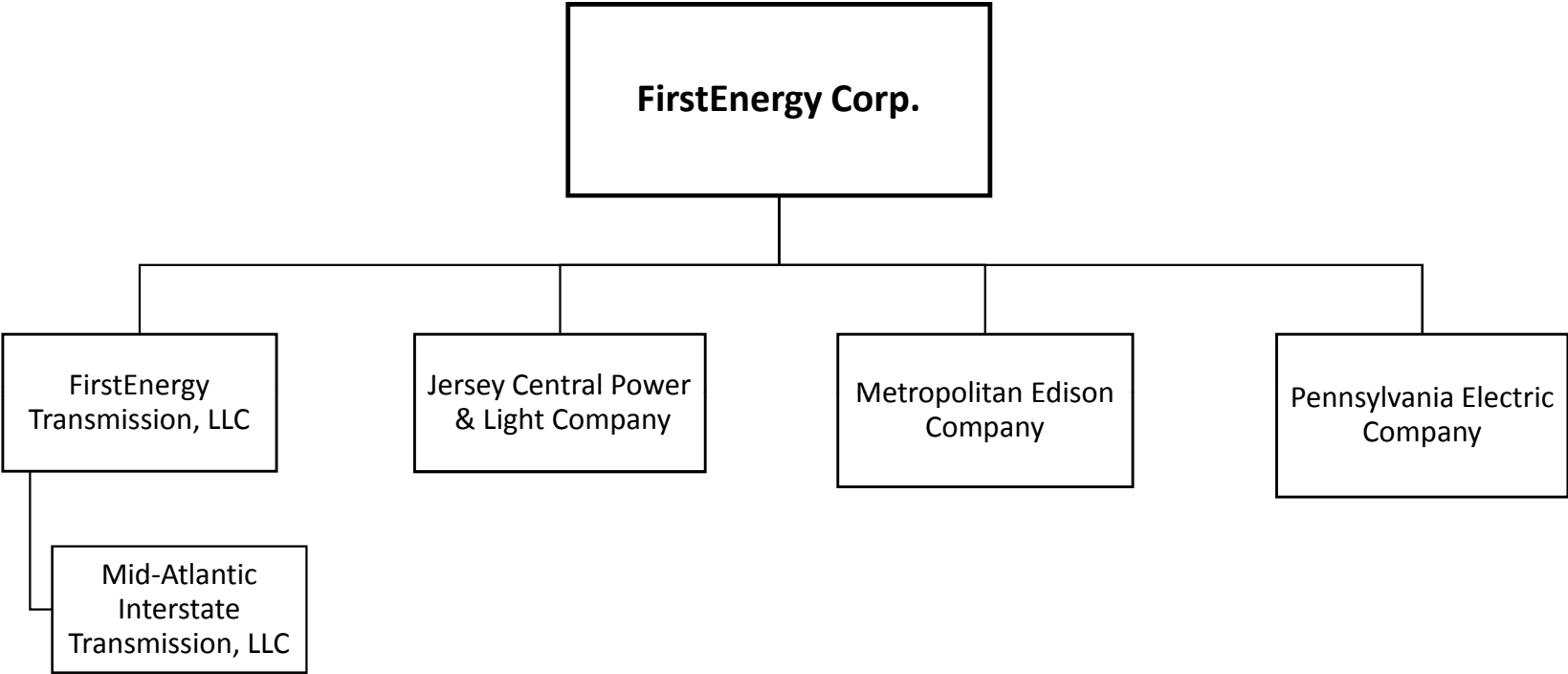
NY State Public Service Commission Cases

Case No.	Case Name
09-M-0311	Implementation of Chapter 59 of the Laws of 2009 Establishing a Temporary Annual Assessment Pursuant to Public Service Law §18-a(6).
11-E-0594	Proceeding on Motion of the Commission as to the Rates, Charges, Rules and Regulations of Pennsylvania Electric Company for Electric Service

FERC Cases:

Docket No.	Case Name
ER93-471-000	COS – FERC Rate Case: The Cleveland Electric Illuminating Company v. Cleveland Public Power

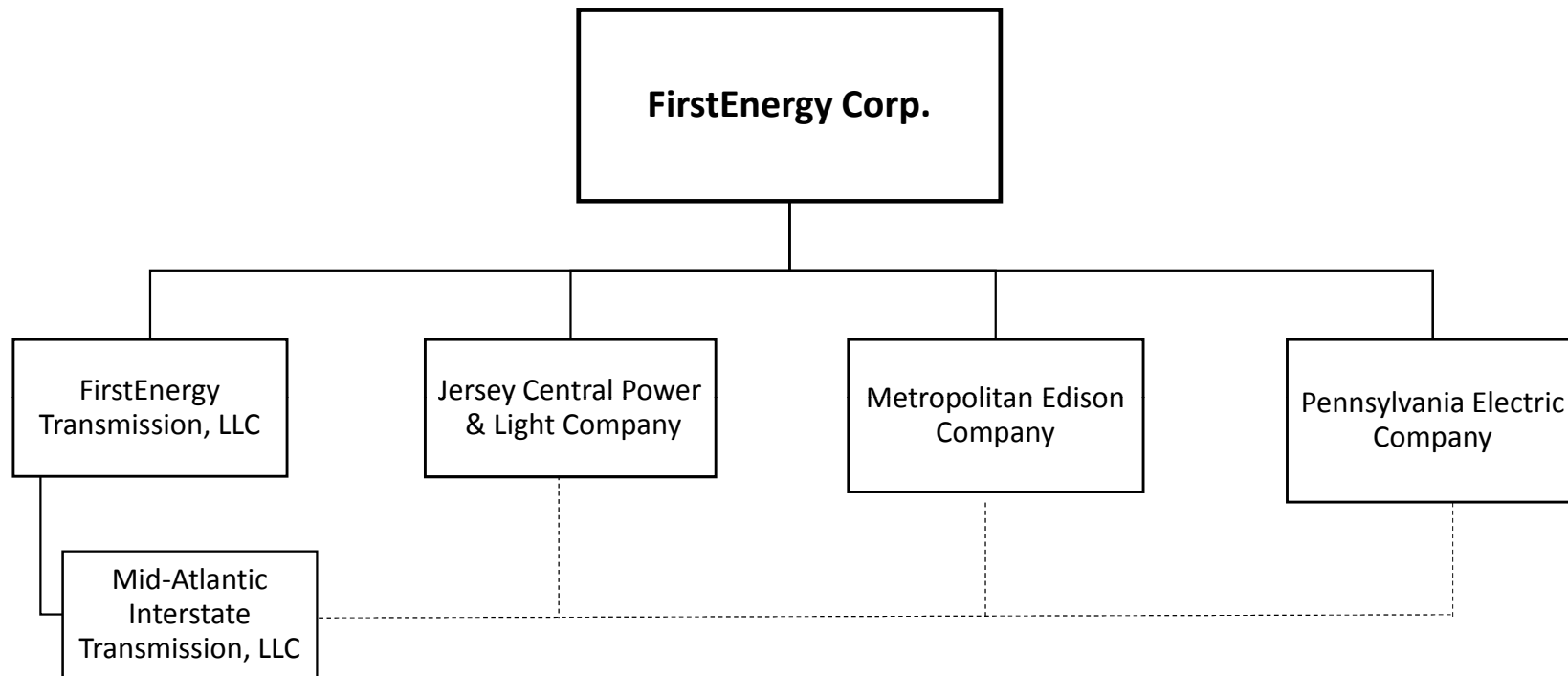
Organization Chart of Pre-Transaction Corporate Structure



Note: FirstEnergy Corp., FirstEnergy Transmission, LLC, Jersey Central Power & Light Company and Pennsylvania Electric Company have subsidiaries that are not shown on this chart.

Organization Chart of Post-Transaction Corporate Structure

Exhibit CVF-1



Note: FirstEnergy Corp., FirstEnergy Transmission, LLC, Jersey Central Power & Light Company and Pennsylvania Electric Company have subsidiaries that are not shown on this chart.

**BEFORE THE
PENNSYLVANIA PUBLIC UTILITY COMMISSION**

JOINT APPLICATION OF MID-ATLANTIC INTERSTATE TRANSMISSION, LLC (“MAIT”); METROPOLITAN EDISON COMPANY (“MET-ED”) AND PENNSYLVANIA ELECTRIC COMPANY (“PENELEC”) FOR: (1) A CERTIFICATE OF PUBLIC CONVENIENCE UNDER 66 PA.C.S. §1102(A)(3) AUTHORIZING THE TRANSFER OF CERTAIN TRANSMISSION ASSETS FROM MET-ED AND PENELEC TO MAIT; (2) A CERTIFICATE OF PUBLIC CONVENIENCE CONFERRING UPON MAIT THE STATUS OF A PENNSYLVANIA PUBLIC UTILITY UNDER 66 PA.C.S. §102; AND (3) APPROVAL OF CERTAIN AFFILIATE INTEREST AGREEMENTS UNDER 66 PA.C.S. §2102

**MID-ATLANTIC INTERSTATE TRANSMISSION, LLC
DOCKET NOS. A-_____; M-_____**

**METROPOLITAN EDISON COMPANY
DOCKET NOS. A-_____; M-_____**

**PENNSYLVANIA ELECTRIC COMPANY
DOCKET NOS. A-_____; M-_____**

**Direct Testimony
of
Jeffrey J. Mackauer**

List of Topics Addressed

**Overview of the Transmission Planning and Reliability Enhancement Process
Energizing the Future Program and the Need for MAIT
Proposed Projects and Operational Benefits
Other Benefits**

TABLE OF CONTENTS

	Page
I. INTRODUCTION AND BACKGROUND	1
II. OVERVIEW OF THE TRANSMISSION PLANNING AND RELIABILITY ENHANCEMENT PROCESS.....	4
III. ENERGIZING THE FUTURE PROGRAM (“EtF”)	5
IV. PROPOSED PROJECTS AND OPERATIONAL BENEFITS.....	9
VI. OTHER BENEFITS.....	23

**DIRECT TESTIMONY
OF
JEFFREY J. MACKAUER**

1 **I. INTRODUCTION AND BACKGROUND**

2 **Q. Please state your name and business address.**

3 A. My name is Jeffrey J. Mackauer. My business address is 76 South Main Street, Akron,
4 OH 44308.

5 **Q. By whom are you employed and in what capacity?**

6 **A.** I am employed by FirstEnergy Service Company (“FESC”) as Director of Transmission
7 Planning & Protection.

8 **Q. What are your current responsibilities?**

9 A. I oversee all activities related to the development of projects for the ongoing planning and
10 protection of the transmission systems of the FirstEnergy Corp. (“FirstEnergy”)
11 transmission-owning entities, including, among others, certain utility operating
12 subsidiaries, namely Pennsylvania Electric Company (“Penelec”), Metropolitan Edison
13 Company (“Met-Ed”), and Jersey Central Power & Light Company (“JCP&L”)
14 (collectively, the “Operating Companies”). My department also develops and maintains
15 load flow, short circuit, and dynamic stability models and works with the staff of PJM
16 Interconnection, L.L.C. (“PJM”), the Regional Transmission Operator (“RTO”), to assess
17 transmission system reliability needs.

18 **Q. Please describe your educational and professional background?**

19 A. I received a Bachelor of Science degree in Electronics Engineering Technology from
20 Missouri Institute of Technology in 1979 and have been a registered Professional
21 Engineer in the Commonwealth of Pennsylvania since 1987. I have almost 30 years of

1 experience with FirstEnergy and its predecessor companies. My work experience is more
2 fully described in my professional biography, which is attached as Appendix A.

3 **Q. Have you previously testified in proceedings before the Pennsylvania Public Utility**
4 **Commission (the “Commission”)?**

5 A. Yes. I testified on behalf of Penelec before Commission in Docket No. P-2008-2020257.
6 I have also testified at FERC on behalf of American Transmission Systems, Incorporated
7 (“ATSI”) in Docket No. ER15-303-000.

8 **Q. On whose behalf are you testifying in this proceeding?**

9 A. I am testifying on behalf of Met-Ed and Penelec.

10 **Q. Please describe the purpose of your testimony.**

11 A. As explained in the direct testimony of Steven R. Staub (Joint Applicants’ Statement No.
12 3), Met-Ed and Penelec are requesting Commission approval to contribute their
13 transmission assets to Mid-Atlantic Interstate Transmission, LLC (“MAIT”), a newly-
14 formed subsidiary of FirstEnergy Transmission, LLC (“FET”), in which the Operating
15 Companies will own membership interests (the “Transaction”). MAIT will own and
16 operate the transmission assets and construct, own and operate new transmission facilities
17 in the service areas of the Operating Companies, which will be subject to the jurisdiction
18 of the Federal Energy Regulatory Commission (“FERC”). MAIT will be a member of
19 PJM and will furnish transmission service pursuant to PJM’s Open Access Transmission
20 Tariff (“OATT”). As discussed in the direct testimony of Charles V. Fullem (Joint
21 Applicants’ Statement No. 1), MAIT is also requesting that the Commission grant it
22 public utility status. The purpose of my testimony is to describe the operational benefits

1 from a transmission system planning, operations and reliability perspective that will be
2 realized from the Transaction and the future operation of MAIT. I also discuss benefits to
3 the economy of the areas served by the Operating Companies.

4 **Q. Please summarize the principal benefits of the proposed Transaction that you will discuss**
5 **in more detail later in your testimony.**

6 A. As explained by Mr. Staub in Joint Applicants' Statement No. 3, the formation of MAIT
7 and the consummation of the Transaction will provide greater access to capital and lower
8 borrowing costs, which will enable increased and accelerated investment in projects
9 designed to enhance system reliability, customer service, capacity and resiliency for
10 existing and new customers of the Operating Companies' transmission systems. The
11 projects that will be undertaken include constructing new and upgrading existing
12 transmission lines; constructing new and upgrading existing substations; enhancing the
13 communications infrastructure; and modernizing the transmission system including
14 physical and cyber security enhancements. As also explained later in my testimony, these
15 projects will have a direct, beneficial impact on customer service. Additionally, the
16 increased and accelerated levels of investment made possible by the formation of MAIT
17 and the consummation of the Transaction will benefit the economy of Pennsylvania by
18 spurring job creation and supporting vendors, suppliers and service providers in the state.

1 **II. OVERVIEW OF THE TRANSMISSION PLANNING AND RELIABILITY**
2 **ENHANCEMENT PROCESS**

3 **Q. Please explain how transmission investment decisions are made for the Operating**
4 **Companies' Zones.**

5 A. Transmission investment decisions for the Operating Companies' respective service
6 territories within PJM, referred to as their "Zones," are made through FirstEnergy's
7 Transmission Planning process and Reliability Enhancement process.

8 **Q. Please describe the Transmission Planning process.**

9 A. PJM, in its capacity as the regional Transmission Planning Coordinator, Transmission
10 Planner and Transmission Operator, identifies the need and timing for transmission
11 system upgrades to preserve the reliability of the electricity grid that is under its
12 operational control as the RTO. PJM selects transmission system upgrades using its
13 Regional Transmission Expansion Plan ("RTEP") process, which consists of a
14 comprehensive series of detailed analyses to ensure that PJM's own reliability planning
15 criteria and those of the applicable transmission owners (in this instance, the Operating
16 Companies) are satisfied, which, in turn, satisfies the North American Electric Reliability
17 Corporation ("NERC") and the ReliabilityFirst Corporation ("RF")¹ reliability standards
18 with which the PJM and transmission owner criteria are designed to comply. The
19 activities conducted under the transmission planning process are designed to adhere to
20 good utility practice and ensure compliance with the aforementioned applicable reliability
21 standards. Because its utility subsidiaries are members of PJM, much of FirstEnergy's
22 transmission planning is conducted in coordination with PJM. FirstEnergy's transmission
23 planning supports PJM's planning process while also providing additional analyses to

¹ RF is the organization responsible for enforcing the reliability criteria of the NERC.

1 confirm the validity of PJM’s studies. In this regard, the Transmission Planning process
2 and the RTEP projects selected for construction under that process are required by the
3 applicable reliability and planning criteria and, once approved by PJM, are mandatory. In
4 addition, FirstEnergy identifies transmission needs on the transmission systems of its
5 subsidiaries and plans for future transmission investment through its own Reliability
6 Enhancement process.

7 **Q. Please describe the Reliability Enhancement process.**

8 A. Unlike the Transmission Planning process, the Reliability Enhancement process is not
9 mandated or directed by PJM. Instead, the Reliability Enhancement process is an internal
10 process by which FirstEnergy strategically and proactively identifies transmission
11 projects that are needed throughout the service territories of its utility subsidiaries that
12 furnish transmission service, including the service territories of the Operating Companies,
13 in order to maintain the reliability of the transmission system as a whole. The Reliability
14 Enhancement process complements the preventative maintenance activities that
15 FirstEnergy conducts on its transmission system. The projects that are identified through
16 the Reliability Enhancement process are in addition to those identified in its Transmission
17 Planning process.

18 **III. ENERGIZING THE FUTURE PROGRAM (“EtF”)**

19 **Q. What is the “EtF” program?**

20 A. Energizing the Future or “EtF” is a FirstEnergy program that has as its goal improving
21 transmission system reliability by building the transmission projects identified by the
22 Transmission Planning and Reliability Enhancement processes. The current EtF program
23 encompassing the Operating Companies’ Zones is primarily focused on projects

1 identified through FirstEnergy's Transmission Planning process. FirstEnergy proposes to
2 expand the EtF program to provide a more targeted focus on projects identified for the
3 Operating Companies' Zones through the Reliability Enhancement process. The
4 formation of MAIT and the consummation of the Transaction will enable the expansion
5 of the EtF program to complete the FirstEnergy Reliability Enhancement process
6 investments in an accelerated manner, which will, in turn, improve the reliability,
7 capacity, operating flexibility and security of the transmission system for existing and
8 new customers in the Operating Companies' Zones. Moreover, the financial benefits that
9 Mr. Staub described in his direct testimony will allow MAIT to complete the transmission
10 projects described later in my testimony sooner and in a more economically efficient
11 manner.

12 **Q. Please explain why the proposed expansion of the EtF program is needed.**

13 A. Through the Reliability Enhancement process, it was determined that significant
14 investment in the transmission facilities within the Operating Companies' Zones is
15 needed to: (i) proactively upgrade or replace transmission lines and substation
16 components that present an increasing risk to reliability; (ii) modernize the Operating
17 Companies' infrastructure by taking advantage of technological advances that will help
18 enhance reliability and promote increased efficiencies; (iii) increase or restore load
19 serving capability; (iv) improve the resiliency of the existing transmission system to
20 better withstand and recover from storms and unusual weather events such as extreme
21 heat and cold; (v) address heightened concerns with cyber and physical security; (vi)
22 reduce increasing maintenance expenses by installing new equipment with real-time
23 monitoring capabilities that will optimize maintenance intervals and reduce maintenance

1 expenditures; (vii) address the imposition of increasingly more rigorous reliability
2 standards by NERC and RF; and (viii) better address our customers' needs by reducing
3 the duration and frequency of unscheduled outages.

4 These investment needs are largely driven by increased customer reliability
5 demands. In addition, various changes on the transmission systems, including, among
6 other factors, generation changes (*i.e.*, the retirement of existing generation facilities and
7 the addition of new fossil fuel and renewable generating facilities); changes in load;
8 increased reliance on demand-side resources; and the need for additional operational
9 flexibility, enhanced system performance and/or safer operation of the transmission
10 system have all contributed to the need for advancing these replacements and upgrades.
11 Although some of these factors, such as generation changes, are addressed in the
12 Transmission Planning process, the Reliability Enhancement process will further improve
13 the operational flexibility of the transmission system to accommodate these changes.
14 With regard to improving the resiliency of the existing transmission system, the
15 Operating Companies' Zones are located in a region that has experienced both the severe
16 impacts of significant storm events (such as Hurricane Irene and Superstorm Sandy) and
17 unusual weather events such as the September 2013 Heat Wave and the Polar Vortex in
18 February 2014.

19 Finally, there has been increasing concern at both the federal and state levels for
20 the cyber and physical security of the transmission system. These concerns were initially
21 triggered by the September 11, 2001 terrorist attacks and subsequently heightened by a
22 physical attack on Pacific Gas and Electric Company's Metcalf substation on April 16,
23 2013. Due to these concerns, NERC has recently significantly raised its reliability

1 standards with regard to both cyber and physical security. Completing physical and cyber
2 security projects are necessary to provide and maintain a reliable and secure transmission
3 system.

4 **Q. What is the general nature of the projects encompassed by the proposed expansion**
5 **of the EtF program?**

6 A. The proposed expansion of the EtF program will increase spending on projects designed
7 to enhance reliability. They will include new, re-conducted, re-insulated, and
8 refurbished transmission lines; new and upgraded substations (*i.e.*, new breakers, power
9 transformers, instrument transformers and capacitors); and the installation of dynamic
10 reactive resources (*i.e.*, new capacitors or static var compensators which quickly regulate
11 system voltage). An enhanced fiber optic communications infrastructure to provide
12 secure remote access to transmission substations will also be constructed. The projects
13 generally fall into one or more of five categories, consisting of: (1) System Condition
14 Projects; (2) System Performance Projects; (3) Operational Flexibility Projects; (4)
15 Transmission Communications Infrastructure, Physical Security Enabling and Cyber
16 Security Projects; and (5) Physical Security Projects. These projects and the benefits they
17 will provide to customers in the Operating Companies' Zones will be discussed in more
18 detail below.

19 **Q. How will MAIT facilitate the expansion of the EtF program?**

20 A. The deregulation of the electric utility industry has precipitated many changes in the way
21 the electric grid is planned and operated. Factors such as PJM's RTEP process, the
22 continuously changing generation mix, advancements in "green" generation technology
23 and other non-traditional generation sources and increasing regulatory requirements are

1 some examples of forces creating the need for greater levels of grid reliability, security,
2 coordination and flexibility to assure safe and reliable transmission of electricity on a
3 non-discriminatory basis. The creation and expansion of independent RTOs, such as
4 PJM, helps to address some of those challenges by augmenting what previously had been
5 largely a localized planning function performed by individual transmission owners with a
6 more centralized approach aimed at optimizing the performance of the transmission
7 system to provide greater access, capacity, reliability and market efficiency.

8 The proposed Transaction is also designed to address the kinds of challenges to
9 the transmission system that I summarized above. Specifically, the formation of MAIT
10 and the consummation of the Transaction will consolidate the transmission assets of the
11 three Operating Companies in one entity that has a singular focus on efficiently and
12 effectively operating, maintaining and, where necessary, expanding, its transmission
13 system. Additionally, as Mr. Staub explains, consolidating the Operating Companies'
14 transmission assets in MAIT is expected to improve MAIT's credit metrics as compared
15 to those of the Operating Companies and, in that way, permit MAIT to increase and
16 accelerate its investment in the kinds of transmission projects described later in my
17 testimony.

18 **IV. PROPOSED PROJECTS AND OPERATIONAL BENEFITS**

19 **Q. Please describe the types of System Conditions Projects that MAIT plans to**
20 **undertake.**

21 A. MAIT plans to undertake substation and transmission line projects designed to upgrade
22 and modernize the existing transmission system equipment to better respond to current
23 demands and changing transmission system conditions.

1 Identifying needed projects begins with a condition-based assessment of
2 FirstEnergy's transmission assets that examines the criticality, health, and risk of failure
3 to determine which in-service and spare equipment assets should be replaced or
4 enhanced. The assessment considers factors such as equipment reliability, maintenance
5 program findings, age, the availability of technical support from the equipment
6 manufacturer, spare parts availability, and high maintenance costs. While age alone is
7 not a determinative factor in the assessment process, it is considered in conjunction with
8 these other factors listed above. FirstEnergy evaluates the condition of transmission
9 assets to determine whether replacement would improve reliability, decrease customer
10 outage time, reduce maintenance costs, or provide some combination of these benefits.
11 Assets are considered for replacement based on safety, reliability and whether the
12 equipment can be maintained.

13 Assets that are at or near the end of their expected service lives are targeted for
14 potential replacement, especially if they are currently experiencing higher than expected
15 maintenance costs. Additionally, equipment that is no longer manufactured or supported
16 by vendors will also be targeted for potential replacement, since it may not be possible to
17 replace the equipment quickly if it fails. Replacing these types of assets improves
18 operating performance and streamlines maintenance procedures.

19 Additionally, projects designed to modernize the existing grid can include
20 replacing analog, digital, or electromechanical equipment with microprocessor equipment
21 when doing so will provide maintenance or operational benefits.

22 Typical System Condition Projects include:

1 (a) **Replacing older vintage oil-insulated and gas-insulated breakers.** These
2 types of breakers are having condition problems such as leaks and issues with
3 mechanism malfunctions. The lack of available spare parts requires
4 FirstEnergy to make substantial expenditures on costly remanufactured parts.
5 Proactively replacing these types of breakers under MAIT will improve
6 reliability and reduce maintenance expenses. In addition, these breaker
7 replacements will offer a more environmentally friendly medium utilizing
8 small amounts of gas instead of the thousands of gallons of oil required by
9 existing oil-filled breakers and, in the case of existing gas-insulated breakers,
10 avoiding the leaks to which they are prone, particularly in cold weather.

11 (b) **Replacing transformers.** Older vintage oil-cooled transformers often
12 develop leaks from heating and cooling cycling caused by loading and
13 seasonal weather patterns. This exposes the oil to moisture and oxygen,
14 which accelerates the deterioration of the dielectric and thermal capabilities of
15 the oil. When this occurs, the transformers run hotter, which lowers their
16 capacity and makes them more susceptible to failure. Replacement
17 transformers offer on-line monitoring of the oil chemistry and use improved
18 gasket materials to better seal the unit. These improvements make the
19 transformers more reliable and less likely to be de-rated, which reduces
20 system capacity and creates various operational problems.

21 (c) **Upgrading and rebuilding transmission lines.** Over the past several years, a
22 few transmission lines have tripped multiple times throughout the year and no
23 obvious reason was found notwithstanding the extensive aerial and foot

1 patrols that were conducted to examine the lines. FirstEnergy believes that
2 batches of line insulators purchased at certain times in the past are the likely
3 cause and that all the insulators in those batches should be proactively
4 replaced.

5 Another transmission line issue has been attributed to the legacy design of
6 older transmission lines. This older design sometimes results in one phase
7 conductor contacting another phase conductor, the static ground wire, or an
8 off right-of-way tree during high wind events. This results in multiple outages
9 per year, which directly affects thousands of customers. MAIT will
10 proactively re-design and/or re-construct transmission lines experiencing these
11 types of issues from the increased debt financing capability associated with
12 the Transaction, which will improve customer service and make the
13 transmission system more resilient.

14 **(d) Installation of real time transformer and circuit breaker monitoring.**

15 When circuit breakers operating at voltages of 345 kV and above and power
16 transformers are replaced, circuit breaker and transformer monitoring is
17 installed along with the new equipment, thereby modernizing the transmission
18 infrastructure. Transformer monitors provide on-line monitoring of bushings,
19 pumps, fans, the presence of gas in the cooling oil, and oil and winding
20 temperatures, and they use advanced algorithms to determine how much load
21 the transformer can carry. Monitoring for the types of circuit breakers
22 described above provides on-line gas pressures, the timing of the closing and
23 opening of the mechanism, interrupter wear and the operations count (i.e.,

1 how many times the breaker opens and closes). This information will provide
2 the ability to know remotely when there is a minor problem with these assets
3 while they are still in service and to take action earlier to repair the minor
4 problem before it becomes a major problem.

5 (e) **Replacing older vintage relays.** There are numerous older vintage relays
6 that are in-service but are no longer supported by the manufacturer and,
7 therefore, replacement parts are not available. When preventative
8 maintenance is conducted, these relays are difficult to calibrate and to
9 maintain within their specifications. New digital microprocessor relays
10 incorporate advanced technology features that give protection engineers the
11 ability to view fault record events and relay settings remotely, and reduce
12 maintenance requirements. Replacing older vintage relays with modern relays
13 will improve reliability by eliminating the potential for relay malfunctions.

14 (f) **Replace Coupling Capacitor Voltage Transformers (“CCVTs”).** When
15 CCVTs fail, they tend to do so violently and typically clear the substation bus
16 on which they are monitoring the voltage. This results in increased numbers
17 of unscheduled outages that impact multiple transmission lines and
18 transformers (i.e. customer service). Additionally, collateral damage to other
19 equipment can occur that would lengthen outages. Industry recommendations
20 suggest considering the replacement of CCVTs that are 25 years old and older
21 because at that age they tend to exhibit higher failure rates. Proactively
22 replacing CCVTs that have reached the recommended threshold for

1 replacement will improve reliability and safety by decreasing the risk of
2 failure and collateral damage.

3 **Q. How will System Condition Projects benefit customers?**

4 A. These projects are designed to enhance reliability by reducing the frequency and/or
5 duration of customer outages. They can also reduce maintenance costs, saving
6 customers' money, or address environmental concerns. The transmission infrastructure
7 will be renewed by the addition of increased automation and the addition of new analytic
8 monitoring systems. These projects will also provide increased control and flexibility in
9 operations that, in turn, will contribute to improved reliability through faster response
10 times and shorter outages.

11 **Q. Please describe the types of System Performance Projects that MAIT plans to**
12 **undertake.**

13 A. System Performance Projects are designed to enhance transmission system performance
14 by increasing automation in order to provide more visibility into the status of the system.
15 Increased visibility will increase the speed at which operators can respond to system
16 conditions and restore service in the event of outages. FirstEnergy evaluates transmission
17 lines that serve larger numbers of customers and higher amounts of load to determine the
18 need for additional or enhanced facilities to reduce the frequency and/or duration (i.e.
19 restoration time) of outage events.

20 Typical System Performance Projects include:

- 21 (a) **Installing Supervisory Control and Data Acquisition (“SCADA”) to**
22 **switching devices.** FirstEnergy plans to add more automation to transmission

1 switches to provide remote sectionalizing capability in order to facilitate faster
2 restoration of service to customers after an outage event.

3 (b) **Strategically installing breakers or automatic sectionalizing switches at**
4 **tapped substations.** An outage of a transmission line serving one or more
5 tapped substations would cause the loss of power to all of the tapped
6 substations served from that line. When breakers are installed at a tapped
7 substation along that line, those breakers convert a single long line into two
8 shorter lines. As a result, an outage on one of the shorter lines will not cause
9 the tapped substation with breakers to lose power because the other shorter
10 line will supply the load. Also, other customers served on one of the shorter
11 lines will also experience fewer outages because they will be affected only by
12 an outage of the shorter line that serves them. When automatic sectionalizing
13 switches are installed at a tapped substation along that line, the automatic
14 sectionalizing switches convert a single long line into two shorter line
15 segments. As a result, an outage on one of the shorter line segments will only
16 cause the tapped substation with automatic sectionalizing switches to lose
17 power for less than one minute until the automatic sectionalizing scheme can
18 determine which of the shorter line segments will supply the load. Also, other
19 customers served on one of the shorter line segments will also experience
20 fewer outages (greater than one minute) because they will be affected only by
21 an outage of the shorter line segment that serves them.

22 Q. **How will System Performance Projects benefit customers?**

1 A. These projects are designed to increase operational visibility into system status and
2 conditions (i.e. improve situational awareness) through the use of more SCADA
3 equipment. Increased visibility will aid in analyzing and responding to system events.
4 The addition of breakers or automatic sectionalizing switches at tapped substations will
5 provide reliability benefits by increasing the speed of system restoration and reducing the
6 frequency and duration of outages experienced by customers.

7 **Q. Please describe the types of Operational Flexibility Projects that MAIT plans to**
8 **undertake.**

9 A. Operational Flexibility Projects are designed to improve reliability for existing customers
10 and increase capacity to accommodate the loads of both existing and new customers.
11 FirstEnergy reviews the existing configuration of radial-feed transmission lines that are
12 subject to more frequent outages and outages of longer duration than those that are loop
13 fed to determine if the radial lines should be looped to the rest of the network.
14 FirstEnergy also reviews long, critical or three terminal transmission lines to determine if
15 they should be re-configured.

16 FirstEnergy reviews the existing transmission facilities in areas of the system
17 where it has been unable to quickly accommodate increased or new load or where it
18 anticipates increased or new load will be added in the future. Improvements that can
19 enable the transmission system to meet anticipated customer demands are assessed.

20 Typical Operational Flexibility projects include:

21 (a) **Converting radially fed substations to be network fed substations.** These
22 types of projects provide redundant sources of power into the substation,
23 decreasing the duration and frequency of customer outages. In addition, these

1 projects allow for maintenance to be performed on the transmission line,
2 transmission line breakers, substation bus, etc. without an interruption of
3 service to the customers. This will also add load serving capability and
4 increase the system operating margin.

- 5 (b) **Converting a three terminal transmission line to two independent**
6 **transmission lines.** This type of project will improve reliability by
7 eliminating a three terminal transmission line with its potential for protective
8 relay malfunctions. Such malfunctions are an industry-recognized concern.
9 By converting the transmission line to two transmission lines, the potential
10 risk exposure for customers directly fed from the lines and for sources feeding
11 lower voltage systems will be proportionally reduced.

12 **Q. How will Operational Flexibility Projects benefit customers?**

13 A. These projects will add operational flexibility to the transmission system and provide the
14 following benefits:

- 15 (a) More flexibility with outage scheduling and switching during scheduled
16 maintenance periods. The increase in flexibility will create additional
17 operational alternatives for addressing transmission outages.
- 18 (b) Enhanced ability to address future unexpected shifts in generation, increased
19 system loading and/or uncertainties in generation availability by increasing
20 the robustness of the system. These types of projects will enable faster and
21 more efficient responses to economic development needs for additional
22 capacity, and will foster the building of transmission facilities in advance of
23 known loads to support load growth.

1 **Q. Please describe the Transmission Communications Infrastructure, Physical Security**
2 **Enabling and Cyber Security Projects that MAIT will undertake.**

3 A. The Transmission Communications Infrastructure, Physical Security Enabling and Cyber
4 Security Projects consist of targeted investments to upgrade legacy transmission network
5 communication equipment, improve the reliability and capability of critical transmission
6 communications (*e.g.*, SCADA equipment), enable increased physical security
7 automation, and provide increased cyber security protection for vital transmission assets.

8 Reliable transmission system operations depend on fully capable and reliable
9 communications systems. Risks to communications equipment include exposure to
10 system-wide events, growing security threats, rapid escalation of costs, and decreasing
11 reliability associated with leased line circuits and obsolescence. The projects in this
12 category will enhance the existing communications infrastructure to make it more
13 adaptable to changing demands in capacity, reliability, and/or security. The projects will
14 further reduce dependence on leased communication circuits, which are still used to
15 communicate to the SCADA equipment in many of the Operating Companies' more
16 critical substations, thereby reducing the likelihood of extended outages due to factors
17 outside the control of MAIT.

18 Typical projects in this area include:

19 (a) **Transmission Communications Infrastructure.** To support a further
20 integration of the transmission substation network, fiber optics and digital
21 microwave systems will be expanded whenever possible to key locations to
22 reduce dependence on third-party legacy communication services such as
23 leased two and four wire communication circuits. Since third-party legacy

1 communication services are quickly becoming obsolete and have degrading
2 reliability, they are being phased-out by telecommunications carriers. Remote
3 Terminal Units at selected transmission substations will be upgraded to the
4 latest technology standard in order to improve the reliability of this SCADA
5 equipment as well as to provide diversity (*i.e.*, redundancy) in the
6 communication path back to the FirstEnergy transmission control center via
7 the SCADA system.

8 (b) **Transmission Physical Security Enabling.** MAIT will extend high
9 bandwidth communications capability to equipment at critical sites enabling
10 substation equipment such as high-definition/infrared cameras and/or asset
11 health monitors to be viewed remotely.

12 (c) **Transmission Cyber Security.** MAIT will enhance the use of firewalls, data
13 encryption and monitoring/event correlation on multiple cyber systems using
14 advanced technologies for additional infrastructure modernization and to
15 eliminate/minimize vulnerabilities to ever evolving physical and cyber-
16 attacks.

17 **Q. How will Transmission Communications Infrastructure, Physical Security and**
18 **Cyber Security Projects benefit customers located in the Operating Companies**
19 **Zones?**

20 A. These projects will improve the reliability, security, and capability of the
21 communications systems that are required to monitor, control, and protect the
22 transmission system. The resulting increased bandwidth will enable future security
23 camera feeds at key locations to proactively identify possible physical attacks at critical

1 substations and deploy law enforcement before damage is done. Upgrading equipment,
2 as discussed above, will also reduce maintenance costs and save customers money
3 because it reduces overtime callouts for failed communications equipment as well as
4 repair costs. Modernizing the communications infrastructure will mitigate the increasing
5 frequency of failures.

6 **Q. Please describe the Physical Security Projects that MAIT will undertake.**

7 A. Physical Security Projects are being undertaken to maintain or enhance the physical
8 security of transmission assets. To proactively address safety (perimeter security),
9 copper theft, vandalism and other mischievous acts at substations, an increased level of
10 physical security is needed. Better situational awareness in the substation environment
11 requires integrated security management systems. Therefore, security technology will be
12 incorporated in substation design to deter, detect, delay, monitor, communicate and
13 respond to potential physical threats and vulnerabilities at a substation's perimeter taking
14 into account the history and sensitivity of the asset being protected.

15 Typical Physical Security Projects include:

16 (a) Upgrading or replacing chain-link fencing;

17 (b) Installing physical key locks;

18 (c) Installing motion or heat actuated camera systems that electronically alert and
19 monitor security personnel of the need for immediate response and
20 investigation;

21 (d) Installing video analytics cameras (thermal and high definition) at more
22 critical facilities;

23 (e) Utilizing technology advances such as card access systems; and

1 (f) Installing physical protection upgrades such as “no cut/no climb” perimeter
2 fencing, gate locking systems, latch monitoring hardware, and other protective
3 barriers.

4 **Q. How will MAIT’s investment in Physical Security Projects benefit customers located**
5 **in the Operating Companies’ Zones?**

6 A. In addition to enhancing reliability, Physical Security Projects will provide enhanced
7 situational awareness and alerting on potential threats to critical substation assets. This
8 program further safeguards the public from electrical hazards and deters criminal activity
9 with the presence of security systems. These security system investments enable faster
10 detection of events and implementation of measures to deter or slow attackers so that
11 impacts can be minimized or prevented by much quicker law enforcement response. The
12 formation of MAIT establishes a mechanism to encourage greater investment in the
13 transmission system, with the accompanying benefits that result from hardened physical
14 security protections and monitoring for those transmission assets. The goal is to establish
15 upgraded communications, which would enable greater use of technology for physical
16 security such as high-definition cameras that require higher bandwidth.

17 **Q. Can you please summarize the principal benefits of the proposed projects that**
18 **MAIT will undertake and which you have discussed in your testimony?**

19 A. Yes. The projects that will be undertaken include constructing new and upgrading
20 existing transmission lines and substations; enhancing the communications infrastructure;
21 and modernizing the transmission system including physical and cyber security
22 enhancements. As I explained in my testimony, the projects generally fall into one or
23 more of five categories and will have a direct beneficial impact on customer service.

1 System Condition Projects will serve to enhance system reliability. Some will
2 reduce the frequency and/or duration of customer outages (*i.e.*, improving customer
3 service). Others will reduce maintenance costs, increase safety, modernize the system or
4 address environmental concerns.

5 System Performance Projects will help to increase operational visibility into
6 system status and conditions (*i.e.*, improve situational awareness), which will enable
7 quicker analysis and response to system events. The addition of breakers or automatic
8 sectionalizing switches at tapped substations will provide reliability benefits to customers
9 by increasing the speed of system restoration and, more importantly, will reduce the
10 frequency and duration of outages (*i.e.*, improving customer service).

11 Operational Flexibility Projects will provide more flexibility and reliability with
12 both scheduled and unscheduled outages. They will also add load serving capability and
13 increase the system operating margin to better respond to future unexpected shifts in
14 generation and/or system loading through a more robust transmission system.

15 Transmission Communications Infrastructure, Physical Security Enabling and
16 Cyber Security Projects will improve the reliability, security, and capability of the
17 communications systems required to monitor, control, and protect the transmission
18 system. Such improvements will also help to reduce maintenance costs, overtime
19 callouts and the frequency of failures.

20 Physical Security Projects will both enhance reliability and situational awareness
21 by enabling earlier identification of potential threats to critical substation assets. This will
22 further safeguard the public from electrical hazards and deter criminal activity with the
23 presence of security systems through faster detection of events and quicker response

1 measures. These projects will also result in hardening of transmission system physical
2 security protections and monitoring for transmission assets.

3 **VI. OTHER BENEFITS**

4 **Q. What are MAIT's transmission capital investment plans?**

5 A. As explained by Mr. Staub (Joint Applicants' Statement No. 3), MAIT plans to invest in
6 its existing transmission infrastructure between \$ 2.5 to \$ 3.0 billion over the next five to
7 ten years.

8 **Q. Will the increased and accelerated levels of investment by MAIT create jobs in the**
9 **Met-Ed and Penelec Zones?**

10 A. Yes. The increased and accelerated levels of transmission investment that MAIT will
11 enable will benefit the economy of Pennsylvania by creating jobs and by supporting
12 vendors, suppliers and various service providers. Initial assessments of the additional
13 engineering, material management, project management and construction services to
14 implement the expanded EtF transmission program outlined above estimate the need for
15 over 200 jobs for qualified personnel in the states covered by the Operating Companies'
16 Zones.

17 **Q. Does this conclude your testimony?**

18 A. Yes, it does, at this time.

Biography

Jeffrey J. Mackauer

Director of Transmission Planning & Protection

Mr. Mackauer is Director of Transmission Planning & Protection at FirstEnergy Service Company, a direct, wholly-owned subsidiary of FirstEnergy Corp. (“FirstEnergy”), a position he has held since 2012. In this role, he oversees activities related to the development of projects for the ongoing planning and protection of the transmission systems of FirstEnergy’s transmission-owning entities, which include Pennsylvania Electric Company, Metropolitan Edison Company, and Jersey Central Power & Light Company. His group develops and maintains load flow, short circuit, and dynamic stability models and works with the PJM Interconnection, L.L.C. (“PJM”) staff to assess transmission system reliability needs. His group also ensures compliance of these activities with the North American Electric Reliability Corporation (“NERC”) and ReliabilityFirst Corporation (“RF”), for purposes of ensuring electric reliability under rules administered by the Federal Energy Regulatory Commission (“FERC”).

Prior to his current position, Mr. Mackauer was a General Manager/Manager of Transmission Planning at FirstEnergy from 2006 to 2012, the Manager of Transmission System Operations from 2004 to 2006, and a Manager/Consultant of the Energy Management System (“EMS”) from 2002 to 2004. From 1985 to 2001, he was employed by GPU, Inc. gaining experience in most areas of the EMS (including several years in Power Network Applications) working up to the position of Engineer Senior II. He was a Substation Relay Engineer at the City of Dover (Delaware) Electric Department in 1984. He started his career with the Florida Power and Light Company, from 1979 to 1983 as a field engineer in the System Protection group installing and maintaining protective relays.

Mr. Mackauer’s involvement in the industry has included, among other things: PJM committees (*i.e.* Planning, Transmission Expansion Advisory Committee and Operating); PJM sub-committees (*i.e.* System Information and Data Management); and ReliabilityFirst (*i.e.* Reliability Committee Vice Chair and Special Protection System review team). He served as Chapter Director for the Reading Chapter of the Pennsylvania Society of Professional Engineers and as Chairman of the Siemen’s Advanced Applications Working Group. He has had two articles published in the *Transmission & Distribution* magazine: “RTU Programmable Test Instrument Proves To Be Valuable And Versatile,” published in 1991, and “Integrated Substation Automation System Design,” published in 2000. He also co-authored a paper titled “The Dispatcher Training Simulator for Metropolitan Edison Company” in 1995.

Mr. Mackauer holds a Bachelor of Science degree in Electronics Engineering Technology from Missouri Institute of Technology. He has been a Registered Professional Engineer in the state of Pennsylvania since 1987.

Mr. Mackauer has prepared and presented testimony in the following regulatory proceedings:

I.	<u>REGULATORY AGENCY</u>	Docket No.
Pennsylvania Public Utility Commission		P-2008-2020257
FERC		ER15-303-000

**BEFORE THE
PENNSYLVANIA PUBLIC UTILITY COMMISSION**

JOINT APPLICATION OF MID-ATLANTIC INTERSTATE TRANSMISSION, LLC ("MAIT"); METROPOLITAN EDISON COMPANY ("MET-ED") AND PENNSYLVANIA ELECTRIC COMPANY ("PENELEC") FOR: (1) A CERTIFICATE OF PUBLIC CONVENIENCE UNDER 66 PA.C.S. §1102(A)(3) AUTHORIZING THE TRANSFER OF CERTAIN TRANSMISSION ASSETS FROM MET-ED AND PENELEC TO MAIT; (2) A CERTIFICATE OF PUBLIC CONVENIENCE CONFERRING UPON MAIT THE STATUS OF A PENNSYLVANIA PUBLIC UTILITY UNDER 66 PA.C.S. §102; AND (3) APPROVAL OF CERTAIN AFFILIATE INTEREST AGREEMENTS UNDER 66 PA.C.S. §2102

**MID-ATLANTIC INTERSTATE TRANSMISSION, LLC
DOCKET NOS. A-_____; M-_____**

**METROPOLITAN EDISON COMPANY
DOCKET NOS. A-_____; M-_____**

**PENNSYLVANIA ELECTRIC COMPANY
DOCKET NOS. A-_____; M-_____**

**Direct Testimony
of
Steven R. Staub**

List of Topics Addressed

**Financial Aspects of the Proposed Transaction
Benefits of the Financial Structure of the Proposed Transaction
Modifications to the Money Pool Agreement**

TABLE OF CONTENTS

	Page
I. INTRODUCTION AND BACKGROUND	1
II. TRANSACTION AND FINANCIAL ASPECTS	3
III. BENEFITS OF THE FINANCIAL STRUCTURE OF A STAND-ALONE TRANSMISSION COMPANY	9
V. REGULATED MONEY POOL	16

1 I have over twenty years of professional experience in finance related-positions,
2 including fifteen years with the regulated utility industry. My educational
3 background and professional experience is more fully outlined in Appendix A.

4 **Q. Have you previously testified in proceedings before the Pennsylvania Public**
5 **Utility Commission (the “Commission”)?**

6 A. Yes, I testified in the most recent base rate case proceedings of Metropolitan
7 Edison Company (“Met-Ed”), Pennsylvania Electric Company (“Penelec”),
8 Pennsylvania Power Company, and West Penn Power Company, Docket Nos. R-
9 2014-2428745, R-2014-2428743, R-2014-2428744, and R-2014-2428742.

10 **Q. Would you describe the purpose of your testimony?**

11 A. The purpose of my testimony is to describe the financial aspects of the proposed
12 transaction (the “Transaction”) under which Met-Ed, Penelec, and Jersey Central
13 Power & Light Company (“JCP&L”) (collectively, the “Operating Companies”)
14 will contribute their transmission assets¹ (the “Transmission Facilities”),
15 excluding land and other real estate interests², to Mid-Atlantic Interstate
16 Transmission, LLC (“MAIT”), a newly-formed subsidiary of FirstEnergy
17 Transmission, LLC (“FET”), in which the Operating Companies will have
18 membership interests. I will describe the agreements that will facilitate the
19 Transaction and explain the Transaction’s benefits. Finally, I will address the

¹ “Transmission assets” are defined in the Capital Contribution Agreement (Exhibit No. KJT-1 accompanying Joint Applicants’ Statement No. 4, the direct testimony of K. Jon Taylor) (“Contribution Agreement”). The terms of the Contribution Agreement are explained in more detail in Mr. Taylor’s direct testimony.

² The related land and other real estate interests will be leased to MAIT under Ground Leases between each of the Operating Companies and MAIT, as discussed in Mr. Taylor’s testimony.

1 proposed inclusion of MAIT in the FirstEnergy Regulated Money Pool
2 Agreement.

3 **Q. Are you sponsoring any exhibits as part of this filing?**

4 A. Yes. Exhibit SRS-1 is an unexecuted copy of the proposed Amended and
5 Restated Limited Liability Company (“LLC”) Operating Agreement (the “LLC
6 Operating Agreement”) for MAIT, which will govern the activities of MAIT.
7 Exhibit SRS-2 is a chart showing corporate bond spreads, which I discuss later in
8 my testimony. Exhibit SRS-3 is a copy of the FirstEnergy Regulated Money Pool
9 Agreement in clean and blackline form, indicating the addition of MAIT.

10 **II. TRANSACTION AND FINANCIAL ASPECTS**

11 **Q. Please describe MAIT and its primary function.**

12 A. MAIT will be an LLC and a stand-alone transmission entity that will finance,
13 construct, and own new transmission projects located within the JCP&L, Penelec,
14 and Met-Ed transmission control zones within PJM Interconnection, L.L.C.
15 (“PJM”) and, upon the receipt of all necessary regulatory approvals, will also
16 own, operate, and maintain the transmission assets owned by the Operating
17 Companies as of the date of closing on the Transaction. All of the transmission
18 assets will be under the jurisdiction of the Federal Energy Regulatory
19 Commission (“FERC”).

20

1 **Q. Please describe the proposed Transaction between the Operating Companies,**
2 **FET, and MAIT.**

3 A. Upon receipt of all necessary regulatory approvals, the Operating Companies,
4 FET, and MAIT will enter into the LLC Operating Agreement and the
5 Contribution Agreement. The LLC Operating Agreement sets forth the rights,
6 powers and interests of FET and the Operating Companies in MAIT. Thus, the
7 LLC Operating Agreement is comparable to a partnership agreement for a
8 partnership or the articles of incorporation and by-laws for a corporation.
9 Additionally, as explained by Mr. Taylor (Joint Applicants' Statement No. 4),
10 pursuant to the Contribution Agreement, FET will provide cash to MAIT in
11 exchange for Class A membership interests in MAIT, and the Operating
12 Companies will contribute the Transmission Facilities in return for Class B
13 membership interests. As a result of the Transaction, the Operating Companies
14 will no longer own any transmission assets as defined under Exhibit A of the
15 Contribution Agreement (Exhibit KJT-1, Joint Applicants' Statement No. 4) but
16 will continue to own and operate all distribution facilities they presently own and
17 provide retail electric service within their existing service territories as they do
18 today.

19 **Q. What are the differences between Class A and Class B membership**
20 **interests?**

21 A. Under the LLC Operating Agreement, Class A membership interests will provide
22 FET operating control and management of MAIT. The Class B membership
23 interests that the Operating Companies will receive do not confer operating

1 control and management authority over MAIT. However, as set forth in Section
2 3.2 of the LLC Operating Agreement, the Operating Companies will maintain
3 voting rights over “special matters,” which include decisions pertaining to
4 bankruptcy, mergers, any sale of substantially all assets of MAIT and amendment
5 of the LLC Operating Agreement.

6
7 **Q. At the close of the Transaction, what will be the approximate ownership**
8 **interests in MAIT of each of the Operating Companies and FET?**

9 A. The Operating Companies’ initial Class B ownership interests collectively will
10 amount to approximately 95% of MAIT’s total equity, as reflected on the
11 Operating Companies’ respective capital accounts maintained by MAIT. Based
12 on data as of December 31, 2014, JCP&L’s investment will be approximately
13 54.8%; Met-Ed’s investment will be approximately 17%; and Penelec’s
14 investment will be approximately 23.2%. These estimates are preliminary and
15 subject to change based on the actual transfer date. FET’s Class A membership
16 interest will represent initially approximately 5% of MAIT’s total equity as
17 reflected in FET’s capital account maintained by MAIT.

18 **Q. Will the Operating Companies be subject to a continuing obligation to**
19 **contribute cash or other assets to MAIT?**

20 A. No. The Transaction requires the Operating Companies to make a one-time
21 contribution of transmission assets to MAIT. The Operating Companies will have
22 no continuing obligation to contribute equity to MAIT after this initial
23 contribution occurs.

1 **Q. Will the amount of Met-Ed's and Penelec's investment in MAIT increase**
2 **over time?**

3 A. No. MAIT will dividend all of its earnings to its investors in proportion to each
4 investor's contributed capital. Therefore, the amount of the Operating
5 Companies' investment in MAIT will not increase because MAIT will not retain
6 any of its earnings.

7 **Q. How will MAIT's earnings be distributed?**

8 A. MAIT will pay dividends at regular intervals to the Operating Companies and
9 FET, in proportion to each of their contributed capital. The dividends that the
10 Operating Companies receive will be available for all of their corporate purposes,
11 including investment in distribution plant, as they determine appropriate.

12 **Q. How do you expect to account for the future earnings and dividends of**
13 **MAIT?**

14 A. Earnings and dividends generated by MAIT will be allocated to FET and the
15 Operating Companies based on each entity's respective contributed capital to
16 MAIT at the time earnings are recorded and distributions are made. Separate
17 capital accounts will be maintained on MAIT's books for FET's Class A
18 membership interest and each of the Operating Companies' Class B membership
19 interest.

20 **Q. Do the Operating Companies and MAIT anticipate issuing debt as part of**
21 **the Transaction?**

1 A. No. Neither the Operating Companies nor MAIT will need to issue debt in order
2 to effectuate the terms of the Transaction.

3 **Q. Will the Operating Companies transfer debt to MAIT as part of the**
4 **Transaction?**

5 A. No. The Operating Companies do not attribute corporate debt to specific asset
6 classes, and the Operating Companies will not transfer any existing debt to MAIT
7 as part of the Transaction.

8 **Q. Will MAIT have a relationship with other FirstEnergy companies?**

9 A. Yes. As explained in the direct testimony of Charles V. Fullem and Mr. Taylor
10 (Joint Applicants' Statement Nos. 1 and 4, respectively), MAIT will be an
11 indirect, wholly-owned subsidiary of FirstEnergy and an affiliate of FESC, a
12 direct subsidiary of FirstEnergy. Similar to FET and the Operating Companies
13 (as well as the other FirstEnergy subsidiaries), MAIT will become a signatory to
14 the existing FirstEnergy Service Agreement, under which FESC will provide
15 corporate services to MAIT and other centralized services (including
16 transmission-related services). While MAIT will have a Board of Managers and
17 officers, it will not have any employees of its own. MAIT also will be a party to
18 the Revised Amended and Restated Mutual Assistance Agreement, which will
19 permit employees of the Operating Companies to provide services to MAIT.

20 **Q. How will MAIT's day-to-day operations and future transmission growth be**
21 **financed?**

1 A. As part of this proceeding, the Operating Companies are proposing that MAIT be
2 a member of FirstEnergy's regulated money pool. In addition, subject to
3 obtaining the necessary regulatory approvals, MAIT is expected to have short-
4 term borrowing capability under FET's current \$1 billion credit facility. These
5 two sources of funds should provide MAIT with sufficient liquidity for day-to-
6 day operations. Growth in transmission assets will be financed by a combination
7 of FET contributions of equity and issuances of debt by MAIT, which debt
8 issuances will be subject to obtaining the necessary regulatory approvals.

9 **Q. Does MAIT plan to issue long-term debt securities? If so, when?**

10 A. Yes, once it is formed and operating, MAIT will issue long-term debt securities.
11 The timeframe for MAIT's initial sale of long-term debt securities has not been
12 determined yet. After the Commission approves MAIT's request to be designated
13 a Pennsylvania public utility, MAIT will file an abbreviated securities certificate
14 with the Commission for authority to issue long-term debt.

15 **Q. Will MAIT's debt be guaranteed by the Operating Companies and FET?**

16 A. No. The Operating Companies and FET will not provide guarantees for MAIT's
17 debt.

18 **Q. How will this Transaction affect the capital structure of the Operating**
19 **Companies?**

20 A. The capital structure of each Operating Company will remain unchanged as a
21 result of the Transaction when the Transmission Facilities are transferred to
22 MAIT. Rather than recording their investment in transmission plant accounts,
23 each Operating Company will record an amount of investment in a unique asset

1 account equivalent to the amount of transmission assets (including goodwill and
2 transmission-related regulatory assets and net of accumulated deferred income
3 taxes) contributed to MAIT. Thus, the total amount of overall investment of each
4 Operating Company does not change once the transfer is complete. This
5 accounting approach is explained in more detail in the direct testimony of Mr.
6 Taylor.

7 **Q. Which entity will control the operations and management of MAIT?**

8 A. FET, due to its Class A membership interest, will appoint the Board of Managers
9 which will control the day-to-day operation and management of MAIT. Under
10 the terms of the LLC Operating Agreement, the Operating Companies will be
11 granted Class B ownership interests. The Class B ownership interests relative to
12 MAIT operations include consent rights with respect to major corporate matters,
13 such as mergers, acquisitions, and bankruptcy

14 **Q. Will any of MAIT's affiliates have the ability to control the manner in which**
15 **transmission services are provided?**

16 A. No. MAIT will provide transmission services to customers in accordance with
17 the terms of the PJM Open Access Transmission Tariff ("OATT"), which is the
18 same manner in which services are provided today by the Operating Companies.

19 **III. BENEFITS OF THE FINANCIAL STRUCTURE OF A STAND-**
20 **ALONE TRANSMISSION COMPANY**

21 **Q. Please address the structural and financial benefits of forming MAIT and**
22 **completing the Transaction as the Joint Applicants propose.**

1 A. The generation, transmission and distribution functions of FirstEnergy are already
2 operated and managed as separate business units with differing levels of oversight
3 by Federal and state regulators. Thus, the creation of a separate transmission
4 company better aligns FirstEnergy's corporate structure with the *de facto*
5 operational structure and labor resources provided by the Operating Companies.
6 The structural separation of these functions establishes a clear delineation of
7 responsibility and accountability for each business unit. Because each business
8 segment is separately financed and managed, this realignment will allow each
9 business head to focus on delivering operational excellence for its respective
10 business unit without intra-company competition for resources between
11 transmission and distribution interests. Additionally, the proposed realignment
12 complements the current financial reporting structure, which is already function-
13 based. This proposal with respect to the Operating Companies and MAIT is
14 similar to the approach FirstEnergy has already implemented by transferred
15 transmission assets from its Ohio utilities and one of its Pennsylvania utilities
16 (Pennsylvania Power Company) to ATSI, as explained in more detail in the direct
17 testimony of Mr. Taylor (Joint Applicants' Statement No. 4).

18 From a financial perspective, in addition to allowing the creation of a
19 separate transmission business without adverse tax consequences, the Transaction
20 will improve FirstEnergy's financial strength and flexibility with respect to
21 transmission development in the region. The credit agencies also have
22 consistently expressed a preference for the separate transmission company
23 business model. FirstEnergy's proposal to restructure ownership of all

1 transmission assets within the Met-Ed, Penelec, and JCP&L transmission control
2 zones within PJM to achieve a more modern, efficient division of assets reflects
3 this favored approach.

4 **Q. Please describe the transmission needs and challenges in the service**
5 **territories of the Operating Companies that will benefit from the creation of**
6 **MAIT.**

7 A. There is a significant need for new transmission investment in the Met-Ed,
8 Penelec, and JCP&L transmission control zones in the next few years. Based on a
9 preliminary assessment, increased transmission system capital investments in the
10 Met-Ed, Penelec, and JCP&L transmission control zones within PJM are needed
11 that could total \$2.5 to 3 billion over the next five to ten years. Jeffrey J.
12 Mackauer (Joint Applicants' Statement No. 2) discusses the specific categories of
13 projects that MAIT will undertake and how those projects will benefit customers
14 from an operational perspective.

15 Because of the levels of investment that will be needed to enhance the
16 transmission grid, I believe it will be increasingly challenging for utilities that
17 have the obligation to meet the service requirements of retail electric distribution
18 customers to implement sustained transmission expansion and enhancement
19 initiatives while maintaining investment grade credit metrics to support an
20 adequate supply of investor capital. Separate transmission-only focused
21 companies offer several advantages, which enables overall lower costs for
22 customers:

1 **Reduced Cost of Capital.** As Mr. Fullem explains, a transmission-only company
2 improves transparency for investors. In my experience, investors perceive the
3 transmission-only model as straightforward and easy to assess for investment
4 purposes, which can reduce perceived investor risk and improve the overall credit
5 profile of the business. For example, Trans-Allegheny Interstate Line Company
6 (“TrAILCo”), a direct, wholly-owned subsidiary of FET and a transmission-only
7 utility, has a current senior unsecured credit rating of A3, as assigned by
8 Moody’s, which is two notches above the Penelec’s current credit ratings of Baa2
9 and one notch above Med-Ed’s rating of Baa1. Moody’s derives a credit profile
10 for each company under the same holding company umbrella by taking into
11 consideration the potential of parent intervention, both positive and negative.
12 Standard & Poor’s (“S&P”), on the other hand, employs a group approach that
13 assigns the same corporate credit rating to all members of a corporate holding
14 company system, which, for FirstEnergy, is currently BBB-. However, S&P
15 provides a pure stand-alone credit profile for each member of the group as well.
16 TrAILCo’s stand-alone S&P credit profile of AA is at least three notches above
17 that of the Operating Companies.

18 Exhibit SRS-2 shows the average spreads of corporate bond yields over
19 U.S. Treasury yields for three different credit ratings assigned by S&P, beginning
20 in January 2013. This exhibit shows that higher credit ratings generally translate
21 into a lower cost of capital, which is a direct benefit to customers of regulated
22 utilities. The four data points shown as red squares (labeled 1, 2, 3 & 4) reflect
23 the actual spread of the yields on bonds issued by the Operating Companies and

1 by TrAILCo relative to the average spread of all corporate bonds issued with the
2 specific credit ratings shown on the chart. The data show that the spread for two
3 of the three Operating Companies that are rated Baa2 by Moody's is nearly
4 identical to the basis point spread for S&P's BBB rated bonds. Not surprisingly,
5 TrAILCo's debt at the time of issuance priced 30 basis points lower than the
6 average spread for all BBB (S&P) bonds.

7 To further illustrate the effects of credit quality on price, the exhibit shows
8 six additional data points. The three data points shown as green circles (labeled 5,
9 6 and 7) reflect the actual spread of the yields on bonds issued by ITC Midwest
10 LLC, ITC Great Plains LLC and Michigan Electric Transmission Company, LLC,
11 all transmission-only utilities and wholly owned subsidiaries of ITC Holdings
12 Corp, the nation's largest independent electric transmission company. The three
13 data points shown as orange triangles (labeled 8, 9 & 10) reflect the actual spread
14 of the yields on bonds issued by American Transmission Company, a privately
15 owned transmission-only company. As can be seen all six issuances have a
16 Moody's credit rating of A1, and, not surprisingly, are priced significantly lower
17 than the spread for Moody's Baa2 & A3 bonds shown on the exhibit.

18 Since MAIT's structure with formulaic cost recovery will be similar to
19 TrAILCo, I would expect MAIT to have at least a 30 basis point price advantage
20 over the Operating Companies. From a financing perspective, this 30 basis point
21 differential in debt borrowing rates when applied to \$1.5 billion of debt-financed
22 rate base can result in \$135 million of savings to customers over a 30 year asset
23 life.

1 I believe this estimated 30 basis point differential is conservative because
2 it does not take into account the cost savings available from making larger
3 issuances, which will be enabled by the contribution of the three Operating
4 Companies' transmission assets to MAIT. Specifically, it is less cost-efficient to
5 make three separate debt issuances by each of the Operating Companies than a
6 single issuance by MAIT. Three issuances, each of which is smaller than a single
7 MAIT issuance, may require the issuers to make liquidity concessions that
8 increase borrowing costs. For example, Exhibit SRS-2 shows two separate
9 issuances of senior notes in the amounts of \$250 million and \$200 million, by
10 Met-Ed and Penelec, respectively, which occurred on the same day in June 2014.
11 Even though both Companies had the same credit rating at the time of those
12 issuances, Penelec's senior notes priced 15 basis points higher than Met-Ed's.
13 The investment bankers' assessment of this spread differential, indicates that the
14 smaller size of Penelec's issuance was the likely cause of that differential.
15 Generally, investors view \$250 million as the minimum size of an issuance
16 necessary to provide minimally desired levels of liquidity. Liquidity is a measure
17 of how quickly securities can be bought or sold and is especially important for the
18 syndicate of banks that underwrite the bonds and take on the risk of distributing
19 the securities in a secondary market. The greater the liquidity, the lower the risk
20 and the price. Thus, if the debt needed for transmission operations can be offered
21 in a single issuance, the minimum issuance size necessary to avoid or minimize
22 liquidity concessions can be more readily achieved.

1 Furthermore, separate transmission companies, with a singular focus on the
2 transmission function, coupled with the transparent, formula-based cost recovery
3 mechanism authorized by FERC for transmission service, are an attractive
4 investment for a wider spectrum of investors and, therefore, provide added
5 flexibility in raising equity capital through multiple avenues, whether public or
6 private, at lower cost.

7 **Efficiency.** MAIT will be a much larger transmission owner than any of the
8 Operating Companies would ever be individually. Because MAIT would be a
9 larger company with a larger asset pool, it would be better equipped from a
10 financial perspective to secure the debt required to make substantial investments
11 in the transmission system on reasonable terms. Rather than issuing debt at each
12 of the Operating Companies for needed investment, the debt only needs to be
13 issued at the MAIT level. This makes the process more cost effective, efficient
14 and less time consuming.

15 **Reduced Competition for Capital.** Investment by each of the Operating
16 Companies in transmission competes with other necessary investments and can be
17 deferred in favor of more immediate investments in distribution facilities.
18 Without such competing interests, MAIT will be able to pursue investment in
19 necessary transmission facilities on which a reasonable return can be earned while
20 enhancing service to customers as explained by Mr. Mackauer.

21 Furthermore, MAIT's operational flexibility and access to capital will
22 provide greater flexibility to respond promptly, efficiently, and cost-effectively to

1 PJM and North American Electric Reliability Corporation (“NERC”) reliability
2 requirements. This is especially important because, under the existing structure
3 where the Operating Companies own the transmission assets, PJM requirements
4 to construct new transmission projects commit a significant portion of the
5 Operating Companies’ available capital to such projects, which is then
6 unavailable for distribution system investment. Consequently, the capital
7 demands of more transmission projects could limit the amount of available capital
8 for needed distribution plant investments, and the associated increase in debt
9 burden could adversely affect the financial condition and credit profiles of the
10 Operating Companies.

11 Because MAIT will issue debt in its own name without a guarantee from the
12 Operating Companies, any debt incurred by MAIT to finance new transmission
13 will not affect the financial condition and credit ratings of the Operating
14 Companies. This will allow the Operating Companies to have greater control
15 over their annual expenditures dedicated to the distribution business and similarly
16 reduce the range of business lines that must be evaluated for purposes of assessing
17 risks by investors. Hence, the migration to a transmission-only model not only
18 better supports the sustained level of transmission investment needed at MAIT,
19 but at the same time preserves the Operating Companies’ capacity to issue debt
20 for their own distribution system needs.

21

1 **Q. Will the formation of MAIT impact the Operating Companies' credit**
2 **ratings?**

3 A. The formation of MAIT is not expected to impact the credit ratings of the
4 Operating Companies. Since each Operating Company will be an equity investor
5 in MAIT, the Operating Company will be receiving a dividend for its investment
6 that will be equivalent to the earnings that it would have realized prior to the
7 transfer of transmission assets.

8 **IV. REGULATED MONEY POOL**

9 **Q. Will MAIT be a member of FirstEnergy's regulated money pool?**

10 A. As part of this filing, the Operating Companies are requesting approval for MAIT
11 to become a member of FirstEnergy's regulated money pool. A copy of the
12 current money pool agreement approved by the Commission, with the addition of
13 MAIT, and a blackline to the current version showing this addition, is included as
14 Exhibit SRS-3.³

15 As I explained, MAIT's credit rating is expected to be higher than the ratings of
16 the Operating Companies, therefore, there will be no adverse effects of adding
17 MAIT to the FirstEnergy regulated money pool.

18

³ The references to AYE Utilities and AYE Service are no longer necessary as AYE Service no longer serves as an administrator of the Money Pool on behalf of West Penn Power Company, Monongahela Power Company and Potomac Edison Company. In addition, those utilities are now direct subsidiaries of FirstEnergy.

1 **Q. Will MAIT have access to other short term borrowings besides the**
2 **FirstEnergy regulated money pool?**

3 A. Yes. As I explained earlier, I expect that, upon obtaining the necessary regulatory
4 authorization, MAIT will have short term borrowing capability under FET's
5 current one billion dollar credit facility. This facility, together with the regulated
6 money pool, should provide MAIT with sufficient liquidity needed for day to day
7 operations.

8 **Q. Does this conclude your direct testimony?**

9 A. Yes, it does at this time.

Educational Background and Professional Experience of Steven R. Staub

Education:

1993 Bachelor of Science Degree in Business/Accounting and Political Science – University of Pittsburgh
1997 Masters of Business Administration Degree – University of Pittsburgh
2007 Master of Taxation – Robert Morris University

Experience:

4/94 – 2/98	Finance-related positions in the corporate banking, capital markets, and securities lending divisions – Mellon Bank
2/98 – 8/99	Senior Finance Analyst – Ford Motor Company
8/99 – 9/02	Senior Financial Consultant – Duquesne Light Company
9/02 – 12/03	Manager of Corporate Finance – Duquesne Light Company
12/03 – 11/07	Assistant Treasurer – Duquesne Light Company
12/07 – 8/12	Assistant Treasurer – Allegheny Energy Inc. (FirstEnergy)
8/12 – 12/12	Executive Director and Assistant Treasurer – FirstEnergy
12/12 – Present	Vice President and Treasurer – FirstEnergy

Prior Rate Case Testimony:

Public Service Commission of West Virginia	Case No. 12-1571-E-PC Case No. 14-0702-E-42T
New Jersey Regulatory Commission	BPU Docket No. ER12111052 OAL Docket No. PUC16310-2012N
Pennsylvania Public Utility Commission	Docket No. R-2014-2428742 Docket No. R-2014-2428743 Docket No. R-2014-2428744 Docket No. R-2014-2428745
Ohio Public Utilities Commission	Case No. 14-1297-EL-SSO

AMENDED AND RESTATED
LIMITED LIABILITY COMPANY OPERATING AGREEMENT
OF
MID-ATLANTIC INTERSTATE TRANSMISSION, LLC

TABLE OF CONTENTS

	<u>Page</u>
Article 1. Organization.....	1
1.1 Formation of the Company; Term.....	1
1.2 Name.....	2
1.3 Purpose of the Company; Business.....	2
1.4 Registered Office; Registered Agent	2
1.5 Principal Place of Business.....	2
Article 2. Definitions.....	2
Article 3. Capitalization; Economics	3
3.1 Authorized Interests	3
3.2 Voting Rights	3
3.3 Capital.....	4
3.4 Capital Accounts	4
3.5 Allocation of Profits and Losses	5
3.6 Distributions.....	5
3.7 Tax Matters	6
Article 4. Management.....	7
4.1 Board of Managers.....	7
4.2 Authority of the Board	7
4.3 Notice of Board Meetings.....	7
4.4 Location of Board Meetings	7
4.5 Waiver of Notice of Meeting	7
4.6 Quorum; Required Vote	8
4.7 Voting; Proxies.....	8
4.8 Written Actions of the Board	8
4.9 Officers of the Company.....	8
Article 5. Powers and Duties of and Limitations on the Members	8
5.1 Rights of the Member	8
5.2 Limitations on the Rights of each Member.....	8
5.3 Limited Liability of each Member.....	9
5.4 Assignments and Transfers of Interests	9
5.5 Admission of Additional Members.....	9
5.6 Withdrawal.....	9
Article 6. Exculpation and Indemnification	9
6.1 Exculpation	9
6.2 Indemnification	10
Article 7. General.....	11
7.1 Dissolution.....	11
7.2 Winding Up and Liquidation	11
7.3 Entire Agreement; Amendment.....	11
7.4 Notices	11
7.5 Invalidity.....	11

Exhibit SRS-1

7.6	Governing Law	11
7.7	Successors and Assigns.....	11
7.8	No Benefit of Third Parties	11
7.9	Construction.....	12
7.10	Counterparts.....	12

AMENDED AND RESTATED
LIMITED LIABILITY COMPANY OPERATING AGREEMENT
OF
MID-ATLANTIC INTERSTATE TRANSMISSION, LLC

THIS AMENDED AND RESTATED LIMITED LIABILITY COMPANY AGREEMENT (this “*Agreement*”) of Mid-Atlantic Interstate Transmission, LLC, a Delaware limited liability company (the “*Company*”), is made and is dated [DATE] by FirstEnergy Transmission, LLC, a Delaware limited liability company (“*FET*”), Jersey Central Power & Light Company, a New Jersey corporation (“*JCP&L*”), Pennsylvania Electric Company, a Pennsylvania corporation (“*PN*”) and Metropolitan Edison Company, a Pennsylvania corporation (“*ME*”, together with FET, JCP&L and PN, the “*Initial Members*” and individually, each a “*Initial Member*”). Unless the context otherwise requires, terms that are capitalized and not otherwise defined in context have the meanings set forth or cross-referenced in Article 2.

WHEREAS, FET has caused to be filed a Certificate of Formation of the Company with the Secretary of State of Delaware (the “*Secretary of State*”) to form the Company under and pursuant to the Law (as herein defined) on June 10, 2015 (the “*Formation Date*”);

WHEREAS, in connection with such formation, FET has entered into a Limited Liability Company Agreement of the Company dated as of June 10, 2015 (the “*Original LLC Agreement*”);

WHEREAS, pursuant to a contribution agreement between the Company and the Initial Members (the “*Contribution Agreement*”) dated as of the date hereof (the “*Contribution Date*”), each of the Initial Members contributed certain assets and/or cash in exchange for Interests in the Company; and

WHEREAS, in accordance with the Law, FET desires to enter into this Agreement with the other Initial Members to amend and restate the Original LLC Agreement in its entirety and to set forth the respective rights, powers and interests of the Initial Members with respect to the Company and their respective Interests therein and to provide for the management of the business and operations of the Company.

NOW, THEREFORE, in consideration of the mutual covenants and agreements herein contained and other good and valuable consideration, the receipt, adequacy and sufficiency of which are hereby acknowledged, FET and the other Members, intending to be legally bound, hereby agree to amend and restate the Original LLC Agreement in its entirety as follows:

Article 1. Organization

1.1 Formation of the Company; Term. The Company is a limited liability company under the Law and is governed by this Agreement. The Company is an entity separate

from the Members and the Managers (as defined below), created by the execution and filing of the certificate of formation of the Company with the Secretary of State of the State of Delaware. Unless sooner dissolved and liquidated by action of the Members and the Managers, the Company is to continue in perpetuity.

1.2 Name. The name of the Company is: “Mid-Atlantic Interstate Transmission, LLC.”

1.3 Purpose of the Company; Business. The purpose of the Company is to engage in any lawful act or activity for which a limited liability company may be formed within the State of Delaware, including, but not limited, to (a) design, engineer, site, acquire rights-of-way for, procure, permit, construct, commission, finance, own, operate and maintain certain transmission and interconnection facilities in the PJM Region; and (b) engage in any and all lawful activities directly or indirectly relating thereto, including incurring and guaranteeing indebtedness related to such activities.

1.4 Registered Office; Registered Agent. The registered office of the Company shall be the office of the initial registered agent named in the Certificate of Formation or such other office (which need not be a place of business of the Company) as the Board (as defined below) may designate from time to time in the manner provided by the Law. The registered agent for service of process on the Company in the State of Delaware shall be the initial registered agent named in the Certificate of Formation or such other Person or Persons as the Board may designate from time to time in the manner provided by the Law.

1.5 Principal Place of Business. The principal place of business and mailing address of the Company is [ADDRESS]. The Company may also have offices at such other locations as the business of the Company may require. From time to time, the Board may change the principal place of business of the Company without reflecting the change in this Agreement.

Article 2. Definitions

“*Affiliate*” of any Person means any other Person that, directly or indirectly, controls, is controlled by or is under common control with such Person.

“*Class*” means a specific group of Members owning an Interest in the Company having certain specific rights, powers, and duties as provided for under this Agreement.

“*Class A Interest*” means an Interest in the Company designated as a Class A Interest.

“*Class B Interest*” means an Interest in the Company designated as a Class B Interest.

“*Code*” means the United States Internal Revenue Code of 1986, as amended, and the United States Treasury Regulations promulgated thereunder.

“**FirstEnergy**” means FirstEnergy Corp., an Ohio corporation, and the parent of the Initial Members.

“**Fiscal Year**” means the fiscal year of the Company for accounting and tax purposes, which shall begin on January 1 and end December 31 of each year or such other date as the Board shall determine from time to time, except for the short taxable years in the years of the Company’s formation and termination and as otherwise required by the Code.

“**Interest**” means any interest in the Company held by any Member, including the Class A Interests and the Class B Interests.

“**Law**” means the Delaware Limited Liability Company Act (6 Del. C. § 18-101, et seq.), as amended from time to time. Any reference to the Law automatically includes a reference to any subsequent or successor limited liability company law in the State of Delaware.

“**Member**” means (a) each Initial Member; and (b) and each Person who is hereafter admitted as a Member in accordance with the terms of this Agreement and the Law, in each case so long as such Person is shown on the Company's books and records as the owner of any Interest. The Members shall constitute the "members" (as that term is defined in the Law) of the Company.

“**Person**” or “person” means any natural person and any corporation, firm, partnership, trust, estate, limited liability company or other entity resulting from any form of association.

“**PJM**” means PJM Interconnection, L.L.C., a regional transmission organization, or any successor entity.

“**PJM Region**” means the aggregate of the transmission control zones within the PJM geographic footprint.

Article 3. Capitalization; Economics

3.1 Authorized Interests. The Company shall be authorized to issue different classes of Interests, initially consisting of Class A Interests and Class B Interests. Except for the voting rights as set forth in Section 3.2, Class A Interests and Class B Interests shall have the same rights, preferences, privileges and obligations under this Agreement. The Board shall have the right to create additional classes of Interests from time to time; provided, this Agreement shall be amended by the Board to reflect the rights, preferences privileges and obligations of any such new Interests, subject to approval by the Members as set forth in Section 3.2.

3.2 Voting Rights. (a) In General. Except as otherwise required by applicable law, no Member shall have any voting rights except as otherwise expressly set forth in this Agreement.

(b) Management Control. Each Member holding Class A Interests shall have the sole authority to elect and remove the Managers and determine the size of the Board.

(c) Special Matters. Members holding Class A Interests or Class B Interests shall have equal voting rights with respect to the special matters delineated below. Without the prior written consent of the majority of the voting rights of the Members holding Class A Interests and Class B Interests, voting together as a class, the Company shall not: (a) voluntarily initiate any liquidation, dissolution or winding up of the Company or permit the commencement of a proceeding for bankruptcy, insolvency, receivership or similar action against the Company; (b) sell, dispose of (whether by merger, sale of equity, recapitalization or otherwise) the Company or substantially all of the assets of the Company; and (c) amend, modify or waive any provision of this Agreement.

3.3 Capital. (a) Initial Capital Contributions. Contemporaneously with the execution of this Agreement and as set forth in the Contribution Agreement, each Initial Member has contributed certain assets and/or cash in exchange for Interests in the Company, as set forth opposite such Initial Member's name in Exhibit A hereto.

(b) Additional Capital Contributions. No Member shall be required to make additional capital contributions to the Company. Any additional capital contributions made by any Member shall only be made with the consent of the Board. The Company is to finance its operations independently of the Members and without the Members' financial support. The provisions of this Section 3.3(b) are intended solely to benefit the Members and, to the fullest extent permitted by law, shall not be construed as conferring any benefit upon any creditor of the Company other than the Members (and no such creditor of the Company shall be a third party beneficiary of this Agreement). The Members shall not have a duty or obligation to any creditor of the Company to make any contribution to the Company or to issue any call for capital pursuant to this Section 3.3(b).

3.4 Capital Accounts. The Company shall maintain a capital account for each Member in accordance with this Section 3.4 and, to the extent the Company is treated as a partnership for federal income tax purposes, the capital accounts shall be maintained in accordance with the rules of United States Treasury Regulations Section 1.704-1(b)(2)(iv) promulgated under the Code. Each Member's capital account shall have an initial balance equal to the amount of cash or the net book value of the assets representing such Member's initial contribution to the capital of the Company, in each case, as set forth in Exhibit A hereto. Each Member's capital account shall be increased by the sum of (a) the amount of cash constituting additional contributions, if any, by such Member to the capital of the Company made in accordance with Section 3.3(b), and (b) any profits allocated to such Member's capital account pursuant to Section 3.5(a). Each Member's capital account shall be reduced (i) with respect to Members holding Class A Interests, by the sum of (1) the amount of cash and the higher of net book value and fair market value of any property distributed by the Company to such Member holding Class A Interests, and (2) any losses allocated to the capital account of such Member holding Class A Interests pursuant to Section 3.5(a) and (ii) with respect to Members holding Class B Interests, by the sum of (1) the amount of cash and the net book value of any property distributed by the Company to such Member holding Class B Interests, and (2) any losses allocated to the capital account of such Member holding Class B Interests pursuant to Section 3.5(a).

3.5 Allocation of Profits and Losses. (a) Book Allocations: The Company's profits and losses shall be allocated to the Members from time to time pro rata in accordance with each Member's capital account balance.

(b) Tax Allocations: In the event the Company is treated as a partnership for federal income tax purposes, each Member's distributive share of income, gain, loss, deduction, or credit (or item thereof) shall be determined and allocated in accordance with Section 3.5(a) to the fullest extent permitted by Sections 704(b) and (c) of the Code. Likewise, as applicable for federal income tax purposes, any special allocations described in Section 3.5(c) will be made in accordance with Section 704 of the Code.

(c) Special Book Allocations.

(i) Qualified Income Offset. If any Member unexpectedly receives any adjustment, allocation or distribution described in Treasury Regulations Sections 1.704-1(b)(2)(ii)(d)(4), (5) or (6) and such adjustment, allocation or distribution causes or increases a deficit in such Member's capital account (a "*Deficit*"), items of gross income and gain for such Fiscal Year and each subsequent Fiscal Year shall be specifically allocated to such Member in an amount and manner sufficient to eliminate, to the extent required by the Treasury Regulations, the Deficit of such Member as quickly as possible; provided that an allocation pursuant to this Section 3.5(c) shall be made only if (and only to the extent that) such Member would have a Deficit after all other allocations provided for in this Section 3.5 have been tentatively made as if this Section 3.5(c)(i) were not in this Agreement. This Section 3.5(c) is intended to comply with the qualified income offset provision of Treasury Regulations Section 1.704-1(b)(2)(ii)(d) and shall be interpreted in a manner consistent therewith.

(ii) Other Special Allocations. Special allocations shall be made in accordance with the requirements set forth in the Treasury Regulations Sections 1.704-2(f), (g) and (j) (minimum gain chargeback), 1.704-2(g)(1) and (i)(5) (gross income allocation), 1.704-2(i)(2) (nonrecourse deductions), and to the extent that a Section 754 election is in effect, 1.704-1(b)(2)(iv)(m) (Section 754 adjustments).

(iii) Restorative Allocations. Any special allocations of items of income, gain, loss or deduction pursuant to this Section 3.5(c) shall be taken into account in computing subsequent allocations pursuant to this Agreement, so that the net amount for any item so allocated and all other items allocated to each Member pursuant to this Agreement shall be equal, to the extent possible, to the net amount that would have been allocated to each Member pursuant to the provisions of this Agreement if such special allocations had not occurred.

3.6 Distributions. (a) The Members shall not be entitled to interest on their capital contributions to the Company or have the right to distributions or the return of any contribution to the capital of the Company, except for distributions in accordance with this Section 3.6 or upon dissolution and liquidation of the Company in accordance with Sections 7.1 and 7.2. To the fullest extent permitted by the Law, the Members shall not be liable for the return of any such amounts. Notwithstanding any provision in this Agreement to the contrary,

the Company shall not make a distribution to the Members on account of their respective Interests in the Company if such distribution would violate the Law or other applicable law.

(b) Distributions shall be made in cash to the Members of each Class pro rata in accordance with each Member's capital account balance, at the times and in the aggregate amounts determined by the Board.

3.7 Tax Matters. (a) Tax Classification. On the Formation Date, the Company was formed as a domestic limited liability company with a single Member, FET. On the Formation Date, the Company's default classification for federal income tax purposes was a disregarded entity, meaning that it was not treated as an entity separate from its owner for federal income tax purposes. As of the Contribution Date, the Company will have multiple Members. The default classification of a multiple owner limited liability company for federal income tax purposes is a partnership. However, the Members acknowledge that the Board has sole authority to cause the Company at any time (prior to, on, or after the Contribution Date) to make an election to be treated as a corporation for federal income tax purposes by filing IRS Form 8832. If the Company makes such an election, the Company will be treated as a corporation for federal income tax purposes regardless of the Company's classification under the Law or for accounting purposes. If the Company is treated as a corporation for federal income tax purposes, it will be included in the FirstEnergy consolidated federal income tax group and will compute its federal taxable income accordingly, and will participate as a member of the FirstEnergy tax allocation agreement. The Members acknowledge that the Board has sole authority to determine the Company's federal income tax classification and change such tax classification in accordance with the Code. The Members hereby agree to take any measures necessary (or, if applicable, refrain from any action) to ensure that the Company is treated in accordance with the applicable federal income tax classification deemed appropriate by the Board. The Board also shall cause the Company to make any elections under the Code and other relevant tax laws as to the treatment of items of the Company's income, gain, loss, deduction, and credit, and as to all other relevant matters, as it deems necessary or appropriate.

(b) Books and Records. Proper and complete records and books of account of the business of the Company required to be maintained by applicable law, including, but not limited to, the capital account of each Member, shall be maintained at the Company's principal place of business. Each Member and its duly authorized representatives may, for any reason reasonably related to its Interest as a Member of the Company, examine the Company's books of account and make copies and extracts therefrom at its own expense. The records of the Company shall be maintained for five years following termination of the Company or as otherwise required by applicable law. For any Fiscal Year in which the Company is treated as a partnership for federal income tax purposes, as soon as reasonably practicable after the end of such Fiscal Year, the Board shall cause the Company to prepare and send to each Member a statement of the amount of such Member's share in the Company's taxable income or loss for each year and information relating to the nature thereof, in sufficient detail to enable it to prepare its United States federal, state and other tax returns including, but not limited to, Internal Revenue Service Schedule "K-1," or any successor thereto. For any Fiscal Year in which the Company is treated as a partnership for federal income tax purposes, FET is specifically authorized to act as a "tax matters partner" under the Code and in any similar capacity under any law.

Article 4. Management

4.1 Board of Managers. (a) The Company shall be managed by a board of managers (the “*Board*”) initially composed of [NUMBER] managers (each a “*Manager*” and collectively, the “*Managers*”). The initial Managers appointed by the Members holding Class A Interests are [MANAGERS LIST]. From time to time, the Members holding Class A Interests may elect additional Managers to serve on the Board.

(b) Each Manager is to serve until the earlier of his or her death, resignation or removal. Members holding Class A Interests may remove or replace a Manager at any time. Any Manager may resign at any time by delivering his or her written resignation to the Members holding Class A Interests.

4.2 Authority of the Board. (a) Except as specifically reserved to the Members in this Agreement or as provided by applicable law, the Board has all power and authority to manage, and to direct the management of, the business and affairs of the Company in the ordinary course of its business consistent with the Law. Approval by or action taken by the Board in accordance with this Agreement is the approval or action of the Company and is binding on each Member, Manager and the Company.

(b) The Board may delegate to the officers, other employees and agents of the Company the authority to conduct the business of the Company in the ordinary course, in accordance with this Agreement and any policy of delegation which may be adopted and revised from time to time by the Board. Any power not delegated by the Board remains with the Board.

4.3 Notice of Board Meetings. Regular meetings of the Board may be held at such times and places as may be fixed by the Board. Special meetings of the Board may be called by the president (if appointed), by the secretary (if appointed), or by any Manager. Notice of the time and place of a special or regular meeting of the Board is effective if delivered to each member of the Board by hand, mail, telecopy, telephone or electronic mail and received not less than one day prior to the time of such special meeting. Notices of special meetings of the Board are to identify the time, place, and purpose of the special meeting or the business to be transacted at the special meeting. The failure to specifically identify an action to be taken or business to be transacted does not invalidate any action taken or any business transacted at a special meeting.

4.4 Location of Board Meetings. Board meetings may be held at any location in the world. The Managers may participate in a meeting of the Board by means of conference telephone or similar communications equipment by means of which all persons participating in the meeting can hear each other, and such participation in a meeting is presence in person at the meeting.

4.5 Waiver of Notice of Meeting. Whenever notice of a Board meeting is required to be given, a written waiver of notice, signed by the Manager entitled to notice, whether before or after the time of the meeting, is equivalent to notice. Neither the business to be transacted at, nor the purpose of, any Board meeting need to be specified in any written waiver of notice thereof. A Manager’s attendance at a meeting is a waiver of notice of that

meeting, except when the Manager attends a meeting for the express purpose of objecting, at the beginning of the meeting, to the transaction of any business because the meeting is not lawfully called or convened.

4.6 Quorum; Required Vote. A quorum for the transaction of business at any meeting of the Board shall consist of a majority of the Managers then in office. The vote of at least a majority of the Managers on the Board constitutes approval by, or the authorization of, the Board. No Manager on the Board is disqualified from acting on any matter because the Manager is interested in the matter to be acted upon by the Board.

4.7 Voting; Proxies. Each Manager on the Board has one vote. A Manager has no power to authorize another person to vote on behalf of the Manager, whether by proxy or other power of attorney.

4.8 Written Actions of the Board. Any action required or permitted to be taken at any meeting of the Board may be taken without a meeting if a majority of the Managers on the Board consents thereto in writing, and the writing or writings are filed by the Company Secretary with the minutes of proceedings of the Board.

4.9 Officers of the Company. (a) The Board may, but shall not be required to, appoint one or more individuals to serve as officers of the Company, assign powers and duties to such officers and set the compensation of such officers, if any.

(b) The officers of the Company may consist of a president, a secretary, a controller, a treasurer, and such other officers and assistant officers and agents as the Board shall deem necessary or advisable.

(c) Each officer shall serve until the earlier of his or her death, resignation or removal. The Board may remove or replace any officer at any time, with or without cause, by a vote of at least a majority of the members of the Board then in office. Any officer may resign at any time by delivering his or her written resignation to the Board.

(d) Unless otherwise specified elsewhere in this Agreement or by the Board from time to time, the officers of the Company will have such authority and perform such duties as are customarily incident to their offices.

(e) The Board shall authorize those individuals who will be responsible for signing documents necessary or advisable for the operation of the business.

Article 5. Powers and Duties of and Limitations on the Members

5.1 Rights of the Member. Each Member is entitled to have such rights and powers as are provided in this Agreement or by mandatory requirements of applicable law.

5.2 Limitations on the Rights of each Member. Subject to any mandatory requirements of applicable law, each Member (in its capacity as a Member) has no right to take any part whatsoever in the management and control of the ordinary business of the Company,

sign for or bind the Company, compel a sale or appraisal of Company assets or sell or assign its interest in the Company except as provided in this Agreement.

5.3 Limited Liability of each Member. No Member will be obligated personally for any debt, obligation or liability of the Company or other Members, whether arising in contract, tort or otherwise, solely by reason of being a Member.

5.4 Assignments and Transfers of Interests. A Member may transfer all or any portion of its Interest in the Company and any and all rights and/or obligations associated therewith with the written consent of the Board. The transferee of an Interest shall be admitted to the Company as a Member upon its execution of a counterpart signature page to this Agreement, or some other written instrument reasonably acceptable to the Board in which the Member agrees to be bound by the terms of this Agreement. If the transferring Member transfers all of its Interest, such admission shall be deemed effective immediately prior to the transfer and immediately following such admission, the transferor Member shall cease to be a member of the Company. Upon the admission of such transferor Member, the Board shall also adjust the capital accounts of all Members as necessary in accordance with Section 3.4.

5.5 Admission of Additional Members. In connection with the issuance of additional Interests by the Company, one or more additional Member(s) may be admitted to the Company as a Member with the written consent of the Board and upon execution of a counterpart signature page to this Agreement or some other document pursuant to which such additional Member agrees to be bound by this Agreement. Upon the admission of such additional Member, the Board shall also adjust the capital accounts of the Members as necessary in accordance with Section 3.4. The Company shall continue as a limited liability company under the Law after the admission of any additional Members pursuant to this Section 5.5.

5.6 Withdrawal. A Member shall not cease to be a Member as a result of the bankruptcy of such Member or as a result of any other events specified in the Law. A Member who continues to hold any Interest may withdraw from the Company only with the prior written consent of the Board. Otherwise, so long as a Member continues to hold any Interest, such Member shall not have the ability to withdraw or resign as a Member prior to the dissolution and winding up of the Company and any such withdrawal or resignation or attempted withdrawal or resignation by a Member prior to the dissolution or winding up of the Company shall be null and void. As soon as any Person who is a Member ceases to hold any Interests, such Person shall no longer be a Member.

Article 6. Exculpation and Indemnification

6.1 Exculpation. To the full extent authorized or permitted by law (as now or hereafter in effect), no Manager of the Company (or any predecessor of the Company) shall be personally liable to the Company or the Members for monetary damages for any breach of fiduciary duty by such a Manager as a Manager. Notwithstanding the foregoing sentence, a Manager shall be liable to the extent provided by applicable law (a) for any breach of the Manager's duty of loyalty to the Company or its Members, (b) for acts or omissions not in good faith or which involve intentional misconduct or a knowing violation of law or (c) for any transaction from which the Manager derived an improper personal benefit. No amendment to or

repeal of this Section 6.1 shall apply to or have any effect on the liability or alleged liability of any Manager of the Company for or with respect to any acts or omissions of such Manager occurring prior to such amendment or repeal.

6.2 Indemnification. (a) The Company shall indemnify to the fullest extent authorized or permitted by law (as now or hereafter in effect) any person made, or threatened to be made a party to or otherwise involved in any action or proceeding (whether civil or criminal or otherwise) by reason of the fact that he, his testator or intestate, is or was a Manager or officer of the Company or by reason of the fact that such Manager or officer, at the request of the Company, is or was serving any other corporation, partnership, joint venture, trust, employee benefit plan or other enterprise, in any capacity, against expenses reasonably incurred by him or her in connection with the defense or settlement of such action if he or she acted in good faith and in a manner reasonably believed to be in or not opposed to the best interests of the Company, except in relation to matters as to which he or she is adjudged in such action or proceeding to be liable for negligence or misconduct in the performance of a duty owed to the Company. Nothing contained herein shall affect any rights to indemnification to which employees other than Managers and officers may be entitled by law. No amendment or repeal of this Section 6.2 shall apply to or have any effect on any right to indemnification provided hereunder with respect to any acts or omissions occurring prior to such amendment or repeal.

(b) Expenses incurred in defending any action or proceeding, civil or criminal, may be paid by the Company in advance of the final disposition of such action or proceeding notwithstanding any provisions of this Article to the contrary. But the Manager, officer, employee, or agent so defended shall repay such expenses to the Company if it is judicially determined that such Manager, officer, employee, or agent is not entitled to indemnification as provided in this Article.

(c) The Company may purchase and maintain insurance on behalf of any person who is or was a Manager, officer, employee or agent of the Company or was serving at the request of the Company as a Manager, officer, employee or agent of another corporation, partnership, joint venture, trust, employee benefit plan or other enterprise against any liability asserted against him or her and incurred by him or her in any such capacity, or arising out of his status as such, whether or not the Company would have the power to indemnify him or her against such liability under the provisions of the law. The Company may create a trust fund, grant a security interest and use any other means (including, without limitation, letters of credit, surety bonds and other similar arrangements), as well as enter into contracts providing for indemnification to the fullest extent authorized or permitted by law and including as part thereof any or all of the foregoing, to ensure the payment of such sums as may become necessary to effect full indemnification.

(d) The rights to indemnification conferred in this Section 6.2 shall not be exclusive of any other right which any person may have or hereafter acquire under any statute, this Agreement or any agreement, any vote of Members or Managers or otherwise.

Article 7. General

7.1 Dissolution. The Company shall be dissolved only upon the first to occur of the following: (a) by action of the Members approving such dissolution; (b) at any time there is no Member of the Company unless the Company is continued in accordance with the Law; (c) the entry of a decree of judicial dissolution under Section 18-802 of the Law; or (d) as otherwise required by applicable law.

7.2 Winding Up and Liquidation. If the Company is required to wind up its affairs and liquidate its assets, it will first pay or make provision to pay all of its obligations as required by law and any assets remaining will be distributed to the Members pro rata in accordance with each Member's capital account balance.

7.3 Entire Agreement; Amendment. This Agreement is the entire declaration of the Members with respect to the subject matter hereof and will only be amended, subject to Section 3.2, by a writing duly signed by the Members that refers to this Agreement.

7.4 Notices. All notices, requests, consents and other communications hereunder to any party shall be deemed to be sufficient if delivered in writing in person or by telecopy, facsimile, electronic mail or similar electronic means or sent by nationally-recognized overnight courier or first class registered or certified mail, return receipt requested, postage prepaid, addressed to such party at the address set forth in Exhibit A hereto, in the case of any Member, in Section 1.5, in the case of the Company, or at such other address as may hereafter be designated in writing by such party to the other parties. All such notices, requests, consents and other communications shall be deemed to have been received (a) in the case of personal delivery or delivery by telecopy, facsimile, electronic mail or similar electronic means, on the date of such delivery, (b) in the case of dispatch by nationally recognized overnight courier, on the next Business Day following such dispatch, and (c) in the case of mailing, on the fifth Business Day after the posting thereof.

7.5 Invalidity. In the event that any provision of this Agreement is invalid, the validity of the remaining provisions of the Agreement are not in any way to be affected thereby.

7.6 Governing Law. This agreement is governed by and is to be construed under the laws of the State of Delaware, without giving effect to its conflicts of laws rules.

7.7 Successors and Assigns. This Agreement shall be binding upon the parties and their respective successors, executors, administrators, legal representatives, heirs and legal assigns and shall inure to the benefit of the parties and, except as otherwise provided herein, their respective successors, executors, administrators, legal representatives, heirs and legal assigns.

7.8 No Benefit of Third Parties. The provisions of this Agreement are intended only for the regulation of relations among the Members, the Managers and former or prospective members or managers of the Company. This Agreement is not intended for the benefit of any other Person.

7.9 Construction. The headings contained in this Agreement are for reference purposes only and do not affect the meaning or interpretation of this Agreement. All personal pronouns used in this Agreement, whether used in the masculine, feminine or neutral gender, include all other genders. The words “include,” “includes,” and “including” will be deemed to be followed by “without limitation.” Except when the context requires otherwise, any reference in this Agreement to a singular number shall include the plural. The words “this Agreement,” “herein,” “hereof,” “hereby,” “hereunder” and words of similar import refer to this Agreement as a whole, including the Annexes, Exhibits and Schedules, as the same may be amended, supplemented or otherwise modified from time to time, and not to any particular subdivision unless expressly so limited. Captions contained in this Agreement are inserted only as a matter of convenience and in no way define, limit, extend or describe the scope or intent of this Agreement or of any of its provisions. All references in this Agreement to any numbered Articles or Sections are, unless otherwise indicated, references to the Articles or Sections of this Agreement which are so numbered. All references to the numbered or lettered Annexes, Exhibits and Schedules are references to the Annexes, Exhibits and Schedules so numbered or lettered which are appended to this Agreement, as such Annexes, Exhibits and Schedules may be amended, supplemented or otherwise modified from time to time. Such references to Annexes, Exhibits and Schedules are to be construed as incorporating by reference the contents of each Annex, Exhibit or Schedule, as applicable, to which such reference is made as though such contents were set out in full at the place in this Agreement where such reference is made.

7.10 Counterparts. This Agreement may be executed in any number of counterparts, including by facsimile or other electronic signature. All counterparts shall be construed together and shall constitute one instrument.

[Signature on the Following Page]

IN WITNESS WHEREOF, the undersigned has duly executed this Agreement as of the date first above written.

FIRSTENERGY TRANSMISSION, LLC

By: _____
Name:
Its:

**JERSEY CENTRAL POWER & LIGHT
COMPANY**

By: _____
Name:
Its:

PENNSYLVANIA ELECTRIC COMPANY

By: _____
Name:
Its:

METROPOLITAN EDISON COMPANY

By: _____
Name:
Its:

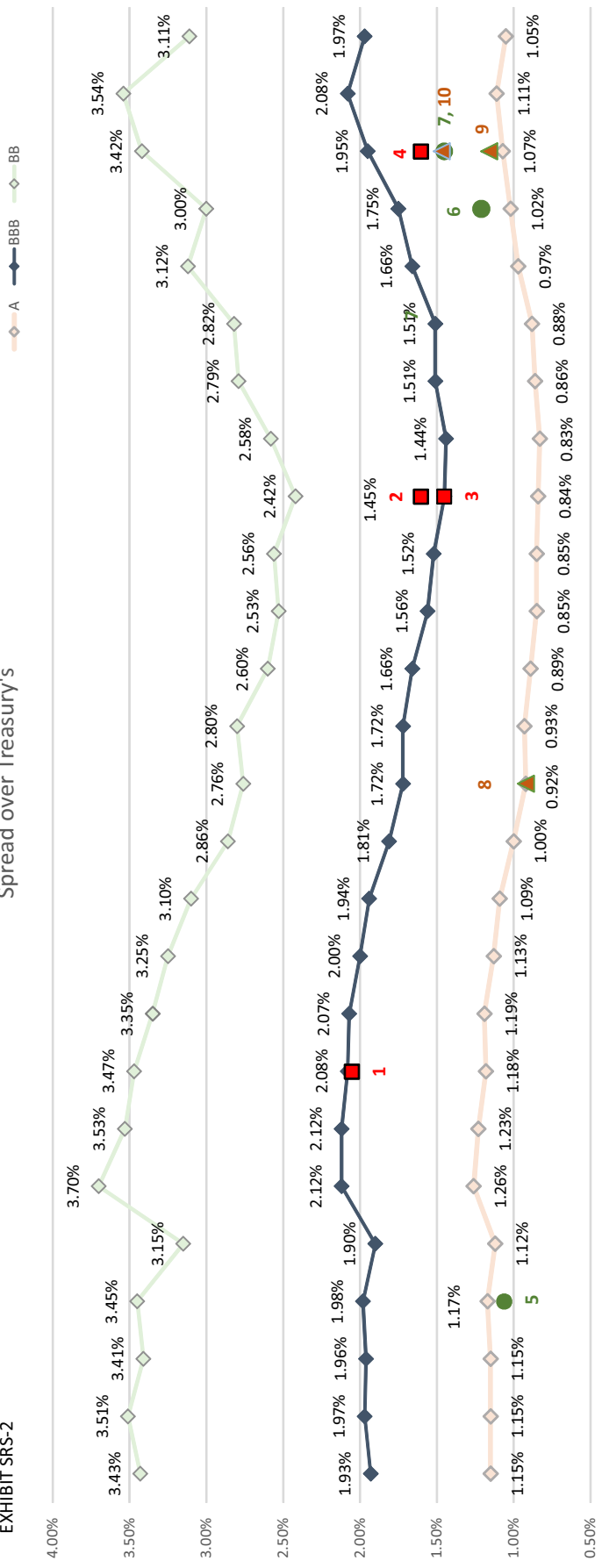
EXHIBIT A

Asset/Cash Contribution and Initial Member Interest

Initial Member	Asset/Capital Contribution and Value	Class of Interest	Capital Account Balance (percentage)
FirstEnergy Transmission, LLC [Address]		Class A	
Jersey Central Power & Light Company [Address]		Class B	
Pennsylvania Electric Company [Address]		Class B	
Metropolitan Edison Company [Address]		Class B	

EXHIBIT SRS-2

Spread over Treasury's



Jan-13 Feb-13 Mar-13 Apr-13 May-13 Jun-13 Jul-13 Aug-13 Sep-13 Oct-13 Nov-13 Dec-13 Jan-14 Feb-14 Mar-14 Apr-14 May-14 Jun-14 Jul-14 Aug-14 Sep-14 Oct-14 Nov-14 Dec-14 Jan-15 Feb-15

Source Data:

- <https://research.stlouisfed.org/fred2/series/BAMLCOA3CA>
- <https://research.stlouisfed.org/fred2/series/BAMLCOA4CBBB>
- <https://research.stlouisfed.org/fred2/series/BAMLH0A1HYBB>

- 1) JCPL - BBB-/Baa2; \$500M; Spread: 205 bps; 10-yr note
- 2) Penelec - BBB- / Baa2; \$200M; Spread 160 bps; 10-yr note
- 3) Meted - BBB- / Baa2; \$250M; Spread; 145 bps; 10-yr note
- 4) TRAIL - BBB- / A3; \$550M Spread 160 bps; 10-yr note
- 5) ITC Midwest - A/A1; \$100M; Spread: 110 bps; 30-yr note
- 6) ITC Great Plains - A/A1; \$150M; Spread: 121 bps; 30-yr note
- 7) Mich. Elect Corp. - A/A1; \$150M; Spread: 145 bps; 30-yr note
- 8) ATC - A+/A1; \$50M; Spread 92 bps; 30-yr note
- 9) ATC - A+/A1; \$75M; Spread 116 bps; 10-yr note
- 10) ATC - A+/A1; \$47M; Spread 147 bps; 30-yr note

SECOND REVISED AND RESTATED
UTILITY MONEY POOL AGREEMENT

This Second Revised and Restated Utility Money Pool Agreement (the “Agreement”), dated as of [] is made and entered into by and among FirstEnergy Corp. (“FirstEnergy”), an Ohio corporation and a registered holding company under the Public Utility Holding Company Act of 2005 (the “Act”), FirstEnergy Service Company (“FirstEnergy Service,” an Ohio corporation and a non-utility subsidiary of FirstEnergy, participating solely in its role as administrator of the money pool and not as a lender or borrower), and the FirstEnergy Utility Subsidiaries identified on the signature page hereto (each a “Party” and collectively, the “Parties”).

WITNESSETH:

WHEREAS, the Parties desire to establish a Money Pool (the “Utility Money Pool”) to coordinate and provide for certain of their short-term cash and working capital requirements; and

WHEREAS, the utility subsidiaries that will participate in the Utility Money Pool (each a “Subsidiary” and collectively, the “Subsidiaries”) will from time to time have need to borrow funds on a short-term basis, and certain of the Parties will from time to time have funds available to loan on a short-term basis.

NOW, THEREFORE, in consideration of the premises and the mutual agreements, covenants and provisions contained herein, and intending to be legally bound hereby, the Parties hereto agree as follows:

ARTICLE I

CONTRIBUTIONS AND BORROWINGS

Section 1.01 Contributions to Utility Money Pool. Each Party will determine each day, on the basis of cash flow projections and other relevant factors, in such Party’s sole discretion, the amount of funds it has available for contribution to the Utility Money Pool, and will contribute such funds to the Utility Money Pool. The determination of whether a Party at any time has surplus funds to lend to the Utility Money Pool or shall lend funds to the Utility Money Pool will be made by such Party’s chief financial officer or treasurer, or by a designee thereof, on the basis of cash flow projections and other relevant factors, in such Party’s sole discretion. Each Party may withdraw any of its funds at any time upon notice to FirstEnergy Service as administrative agent of the Utility Money Pool.

Section 1.02 Rights to Borrow. Subject to the provisions of Section 1.04(c) of this Agreement, short-term borrowing needs of the Parties, with the exception of FirstEnergy, and FirstEnergy Service, will be met by funds in the Utility Money Pool to the extent such funds are available. Each Party (other than FirstEnergy and FirstEnergy Service) shall have the right to make short-term borrowings from the Utility Money Pool from time to time, subject to the availability of funds and the limitations and conditions set forth herein and in the applicable

orders of the Securities and Exchange Commission (“SEC”). Each Party (other than FirstEnergy and FirstEnergy Service) may request loans from the Utility Money Pool from time to time during the period from the date hereof until this Agreement is terminated by written agreement of the Parties; provided, however, that the aggregate amount of all loans requested by any Party hereunder shall not exceed the applicable borrowing limits set forth in applicable orders of the SEC and other regulatory authorities, resolutions of such Party’s Board of Directors, such Party’s governing corporate documents, and agreements binding upon such Party. No loans through the Utility Money Pool will be made to, and no borrowings through the Utility Money Pool will be made by, FirstEnergy and FirstEnergy Service.

Section 1.03 Source of Funds. (a) Funds will be available through the Utility Money Pool from the following sources for use by the Parties from time to time: (1) surplus funds in the treasuries of Parties other than FirstEnergy, (2) surplus funds in the treasury of FirstEnergy (such funds in clauses (1) and (2) being referred to as “Internal Funds”), and (3) proceeds from bank borrowings by Parties and the sale of commercial paper by FirstEnergy and each other Party (“External Funds”), in each case to the extent permitted by applicable laws and regulatory orders. Funds will be made available from such sources in such other order as FirstEnergy Service, as administrator of the Utility Money Pool, may determine will result in a lower cost of borrowing to companies borrowing from the Utility Money Pool, consistent with the individual borrowing needs and financial standing of the Parties providing funds to the Utility Money Pool.

(b) Borrowing Parties will borrow pro rata from each lending Party in the proportion that the total amount loaned by such lending Party bears to the total amount then loaned through the Utility Money Pool. On any day when more than one fund source (e.g., Internal Funds and External Funds), with different rates of interest, is used to fund loans through the Utility Money Pool, each borrowing Party will borrow pro rata from each fund source in the same proportion that the amount of funds provided by that fund source bears to the total amount of short-term funds available to the Utility Money Pool.

Section 1.04 Authorization. (a) Each loan shall be authorized by the lending Party’s chief financial officer or treasurer, or by a designee thereof.

(b) FirstEnergy Service, as administrator of the Utility Money Pool, will provide each Party with periodic activity and cash accounting reports that include, among other things, reports of cash activity, the daily balance of loans outstanding and the calculation of interest charged.

(c) All borrowings from the Utility Money Pool shall be authorized by the borrowing Party’s chief financial officer or treasurer, or by a designee thereof. No Party shall be required to effect a borrowing through the Utility Money Pool if such Party determines that it can (and is authorized to) effect such borrowing at lower cost directly from banks or through the sale of its own commercial paper.

Section 1.05 Interest. The daily outstanding balance of all loans to any Subsidiary shall accrue interest as follows:

(a) If only Internal Funds comprise the daily outstanding balance of all loans outstanding during a calendar month, the interest rate applicable to such daily balances shall be the greater of the 30 day LIBOR rate as quoted in The Wall Street Journal or the money market rate that a lending Subsidiary could have obtained if it placed its excess cash in such an investment (as calculated monthly, the “Average Composite”).

(b) If only External Funds comprise the daily outstanding balance of all loans outstanding during a calendar month, the interest rate applicable to such daily outstanding balance shall be the lender’s cost for such External Funds calculated monthly or, if more than one Party had made available External Funds at any time during the month, the applicable interest rate shall be a composite rate, equal to the weighted average of the costs incurred by the respective Parties for such External Funds calculated monthly.

(c) In cases where the daily outstanding balances of all loans outstanding at any time during the month include both Internal Funds and External Funds, the interest rate applicable to the daily outstanding balances for the month shall be equal to the weighted average of the (i) cost of all Internal Funds contributed by Parties, as determined pursuant to Section 1.05(a) of this Agreement, and (ii) the cost of all such External Funds, as determined pursuant to Section 1.05(b) of this Agreement.

(d) The interest rate applicable to Loans made by a Subsidiary to the Utility Money Pool under Section 1.01 of this Agreement shall be the Average Composite as determined pursuant to Section 1.05(a) of this Agreement.

(e) Loans may be made solely from Internal Funds or solely from External Funds, rather than pursuant to Section 1.05(c), if such practice would result in a lower cost of borrowing.

Section 1.06 Certain Costs. The cost of compensating balances and fees paid to banks to maintain credit lines by Parties lending External Funds to the Utility Money Pool shall initially be paid by the Party maintaining such line. A portion of such costs, or all of such costs if a Party establishes a line of credit solely to lend funds to the Utility Money Pool, shall be retroactively allocated every quarter to the Subsidiaries borrowing such External Funds through the Utility Money Pool in proportion to their respective daily outstanding borrowings of such External Funds.

Section 1.07 Repayment. Each Subsidiary receiving a loan from the Utility Money Pool hereunder shall repay the principal amount of such loan, together with all interest accrued thereon, on demand and in any event within 364 days of the date on which such loan was made. All loans made through the Utility Money Pool may be prepaid by the borrower without premium or penalty.

Section 1.08 Form of Loans to Subsidiaries. Loans to the Subsidiaries from the Utility Money Pool shall be made as open-account advances, pursuant to the terms of this agreement. A separate promissory note will not be required for each individual transaction. If the Parties deem it necessary or appropriate, a master promissory note evidencing the terms of the transactions may be signed by each borrowing Party. Any such note shall: (a) be dated as of

the date of the initial borrowing; (b) mature on demand or on a date agreed by the Parties to the transaction, but in any event not later than one year after the date of the applicable borrowing; and (d) be repayable in whole at any time or in part from time to time, without premium or penalty.

ARTICLE II

OPERATION OF UTILITY MONEY POOL

Section 2.01 Operation. Operation of the Utility Money Pool, including record keeping and coordination of loans, will be handled by FirstEnergy Service under the authority of the appropriate officers of the Parties. FirstEnergy Service shall be responsible for the determination of all applicable interest rates and charges to be applied to advances outstanding at any time hereunder, shall maintain records of all advances, interest charges and accruals and interest and principal payments for purposes hereof, and shall prepare periodic reports thereof for the Parties. FirstEnergy Service will administer the Utility Money Pool on an “at cost” basis. Separate records shall be kept by FirstEnergy Service for the Utility Money Pool established by this Agreement and any other money pool administered by FirstEnergy Service.

Section 2.02 Investment of Surplus Funds in the Utility Money Pool. Funds not required for the Utility Money Pool loans (with the exception of funds required to satisfy the Utility Money Pool’s liquidity requirements) will ordinarily be invested in one or more short-term investments, including (i) interest-bearing accounts with banks; (ii) obligations issued or guaranteed by the U.S. government and/or its agencies and instrumentalities, including obligations under repurchase agreements; (iii) obligations issued or guaranteed by any state or political subdivision thereof, provided that such obligations are rated not less than A by a nationally recognized rating agency; (iv) commercial paper rated not less than A-1 by S&P or P-1 by Moody’s, or their equivalent by a nationally recognized rating agency; (v) money market funds; (vi) bank certificates of deposit; (vii) Eurodollar funds; and (viii) such other investments as are permitted by Section 9(c) of the Act and Rule 40 thereunder.

Section 2.03 Allocation of Interest Income and Investment Earnings. The interest income and other investment income earned by the Utility Money Pool on loans and investment of surplus funds will be allocated among the Parties in accordance with the proportion each Party’s contribution of funds in the Utility Money Pool bears to the total amount of funds in the Utility Money Pool and the cost of any External Funds provided to the Utility Money Pool by such Party. Interest and other investment earnings will be computed on a daily basis and settled once per month.

Section 2.04 Event of Default. If any Subsidiary shall generally not pay its debts as such debts become due, or shall admit in writing its inability to pay its debts generally, or shall make a general assignment for the benefit of creditors, or any proceeding shall be instituted by or against any Party seeking to adjudicate it bankrupt or insolvent, then FirstEnergy Service, on behalf of the Utility Money Pool, may, by notice to the Subsidiary, terminate the Utility Money Pool’s commitment to the Subsidiary and/or declare the principal amount then outstanding of, and the accrued interest on, the loans and all other amounts payable to the Utility Money Pool by the Subsidiary hereunder to be forthwith due and payable, whereupon such amounts shall be

immediately due and payable without presentment, demand, protest or other formalities of any kind, all of which are hereby expressly waived by each Subsidiary.

ARTICLE III

MISCELLANEOUS

Section 3.01 Amendment and Restatement. This Agreement amends, restates and replaces the Revised and Restated Utility Money Pool Agreement dated as of September 21, 2011 to reflect the addition of a new Party and certain other changes.

Section 3.02 Amendments. Any such amendment to this Agreement shall be adopted except in a writing executed by Parties and subject to all applicable approvals by the SEC and the applicable state utility regulatory commission.

Section 3.03 Legal Responsibility. Nothing herein contained shall render any Party liable for the obligations of any other Party hereunder and the rights, obligations and liabilities of the Parties are several in accordance with their respective obligations, and not joint.

Section 3.04 Rules for Implementation. The Parties may develop a set of guidelines for implementing the provisions of this Agreement, provided that the guidelines are consistent with all of the provisions of this Agreement.

Section 3.05 Governing Law. This Agreement shall be governed by and construed in accordance with, the laws of the State of Ohio.

IN WITNESS WHEREOF, this Agreement has been duly executed and delivered by the duly authorized officer of each Party hereto as of the date first above written.

FirstEnergy Corp.

By: _____

FirstEnergy Service Company

By: _____

American Transmission Systems, Incorporated
Metropolitan Edison Company
Mid-Atlantic Interstate Transmission, LLC
Monongahela Power Company
Ohio Edison Company
Pennsylvania Electric Company
Pennsylvania Power Company
The Cleveland Electric Illuminating Company
The Potomac Edison Company
The Toledo Edison Company
Trans-Allegheny Interstate Line Company
Waverly Electric Power & Light Company
West Penn Power Company

By: _____

Jersey Central Power & Light Company

By: _____

SECOND REVISED AND RESTATED
UTILITY MONEY POOL AGREEMENT

This Second Revised and Restated Utility Money Pool Agreement (the "Agreement"), dated as of [], is made and entered into by and among FirstEnergy Corp. ("FirstEnergy"), an Ohio corporation and a registered holding company under the Public Utility Holding Company Act of 2005 (the "Act"), FirstEnergy Service Company ("FirstEnergy Service," an Ohio corporation and a non-utility subsidiary of FirstEnergy, participating solely in its role as administrator of the money pool and not as a lender or borrower), and the FirstEnergy Utility Subsidiaries identified on the signature page hereto (each a "Party" and collectively, the "Parties").

Deleted: September 21, 2011

Deleted: Allegheny Energy Service Corporation ("AYE Service," a non-utility subsidiary of FirstEnergy, participating solely in its role as administrator of Monongahela Power Company, The Potomac Edison Company, Trans-Allegheny Interstate Line Company, and West Penn Power Company (collectively the AYE Utilities) and not as a lender or borrower),

WITNESSETH:

WHEREAS, the Parties desire to establish a Money Pool (the "Utility Money Pool") to coordinate and provide for certain of their short-term cash and working capital requirements; and

WHEREAS, the utility subsidiaries that will participate in the Utility Money Pool (each a "Subsidiary" and collectively, the "Subsidiaries") will from time to time have need to borrow funds on a short-term basis, and certain of the Parties will from time to time have funds available to loan on a short-term basis,

Deleted: :

NOW, THEREFORE, in consideration of the premises and the mutual agreements, covenants and provisions contained herein, and intending to be legally bound hereby, the Parties hereto agree as follows:

ARTICLE I

CONTRIBUTIONS AND BORROWINGS

Section 1.01 Contributions to Utility Money Pool. Each Party will determine each day, on the basis of cash flow projections and other relevant factors, in such Party's sole discretion, the amount of funds it has available for contribution to the Utility Money Pool, and will contribute such funds to the Utility Money Pool. The determination of whether a Party at any time has surplus funds to lend to the Utility Money Pool or shall lend funds to the Utility Money Pool will be made by such Party's chief financial officer or treasurer, or by a designee thereof, on the basis of cash flow projections and other relevant factors, in such Party's sole discretion. Each Party may withdraw any of its funds at any time upon notice to FirstEnergy Service as administrative agent of the Utility Money Pool.

Section 1.02 Rights to Borrow. Subject to the provisions of Section 1.04(c) of this Agreement, short-term borrowing needs of the Parties, with the exception of FirstEnergy, and FirstEnergy Service, will be met by funds in the Utility Money Pool to the extent such funds are available. Each Party (other than FirstEnergy, and FirstEnergy Service) shall have the right to make short-term borrowings from the Utility Money Pool from time to time, subject to the availability of funds and the limitations and conditions set forth herein and in the applicable

Deleted: , and AYE Service

Deleted: ,

Deleted: , and AYE Service

Exhibit SRS-3

orders of the Securities and Exchange Commission (“SEC”). Each Party (other than FirstEnergy, ~~and FirstEnergy Service~~) may request loans from the Utility Money Pool from time to time during the period from the date hereof until this Agreement is terminated by written agreement of the Parties; provided, however, that the aggregate amount of all loans requested by any Party hereunder shall not exceed the applicable borrowing limits set forth in applicable orders of the SEC and other regulatory authorities, resolutions of such Party’s Board of Directors, such Party’s governing corporate documents, and agreements binding upon such Party. No loans through the Utility Money Pool will be made to, and no borrowings through the Utility Money Pool will be made by, FirstEnergy, ~~and FirstEnergy Service~~.

Deleted: .
Deleted: , and AYE Service

Section 1.03 Source of Funds. (a) Funds will be available through the Utility Money Pool from the following sources for use by the Parties from time to time: (1) surplus funds in the treasuries of Parties other than FirstEnergy, (2) surplus funds in the treasury of FirstEnergy (such funds in clauses (1) and (2) being referred to as “Internal Funds”), and (3) proceeds from bank borrowings by Parties and the sale of commercial paper by FirstEnergy and each other Party (“External Funds”), in each case to the extent permitted by applicable laws and regulatory orders. Funds will be made available from such sources in such other order as FirstEnergy Service, as administrator of the Utility Money Pool, may determine will result in a lower cost of borrowing to companies borrowing from the Utility Money Pool, consistent with the individual borrowing needs and financial standing of the Parties providing funds to the Utility Money Pool.

Deleted: .
Deleted: , or AYE Service

(b) Borrowing Parties will borrow pro rata from each lending Party in the proportion that the total amount loaned by such lending Party bears to the total amount loaned through the Utility Money Pool. On any day when more than one fund source (e.g., Internal Funds and External Funds), with different rates of interest, is used to fund loans through the Utility Money Pool, each borrowing Party will borrow pro rata from each fund source in the same proportion that the amount of funds provided by that fund source bears to the total amount of short-term funds available to the Utility Money Pool.

Section 1.04 Authorization. (a) Each loan shall be authorized by the lending Party’s chief financial officer or treasurer, or by a designee thereof.

(b) FirstEnergy Service, as administrator of the Utility Money Pool, will provide each Party with periodic activity and cash accounting reports that include, among other things, reports of cash activity, the daily balance of loans outstanding and the calculation of interest charged.

(c) All borrowings from the Utility Money Pool shall be authorized by the borrowing Party’s chief financial officer or treasurer, or by a designee thereof. No Party shall be required to effect a borrowing through the Utility Money Pool if such Party determines that it can (and is authorized to) effect such borrowing at lower cost directly from banks or through the sale of its own commercial paper.

Section 1.05 Interest. The daily outstanding balance of all loans to any Subsidiary shall accrue interest as follows:

Exhibit SRS-3

(a) If only Internal Funds comprise the daily outstanding balance of all loans outstanding during a calendar month, the interest rate applicable to such daily balances shall be the greater of the 30 day LIBOR rate as quoted in The Wall Street Journal or the money market rate that a lending Subsidiary could have obtained if it placed its excess cash in such an investment (as calculated monthly, the “Average Composite”).

(b) If only External Funds comprise the daily outstanding balance of all loans outstanding during a calendar month, the interest rate applicable to such daily outstanding balance shall be the lender’s cost for such External Funds calculated monthly or, if more than one Party had made available External Funds at any time during the month, the applicable interest rate shall be a composite rate, equal to the weighted average of the costs incurred by the respective Parties for such External Funds calculated monthly.

(c) In cases where the daily outstanding balances of all loans outstanding at any time during the month include both Internal Funds and External Funds, the interest rate applicable to the daily outstanding balances for the month shall be equal to the weighted average of the (i) cost of all Internal Funds contributed by Parties, as determined pursuant to Section 1.05(a) of this Agreement, and (ii) the cost of all such External Funds, as determined pursuant to Section 1.05(b) of this Agreement.

(d) The interest rate applicable to Loans made by a Subsidiary to the Utility Money Pool under Section 1.01 of this Agreement shall be the Average Composite as determined pursuant to Section 1.05(a) of this Agreement.

(e) Loans may be made solely from Internal Funds or solely from External Funds, rather than pursuant to Section 1.05(c), if such practice would result in a lower cost of borrowing.

Section 1.06 Certain Costs. The cost of compensating balances and fees paid to banks to maintain credit lines by Parties lending External Funds to the Utility Money Pool shall initially be paid by the Party maintaining such line. A portion of such costs, or all of such costs if a Party establishes a line of credit solely to lend funds to the Utility Money Pool, shall be retroactively allocated every quarter to the Subsidiaries borrowing such External Funds through the Utility Money Pool in proportion to their respective daily outstanding borrowings of such External Funds.

Section 1.07 Repayment. Each Subsidiary receiving a loan from the Utility Money Pool hereunder shall repay the principal amount of such loan, together with all interest accrued thereon, on demand and in any event within 364 days of the date on which such loan was made. All loans made through the Utility Money Pool may be prepaid by the borrower without premium or penalty.

Section 1.08 Form of Loans to Subsidiaries. Loans to the Subsidiaries from the Utility Money Pool shall be made as open-account advances, pursuant to the terms of this agreement. A separate promissory note will not be required for each individual transaction. If the Parties deem it necessary or appropriate, a master promissory note evidencing the terms of

the transactions may be signed by each borrowing Party. Any such note shall: (a) be dated as of the date of the initial borrowing; (b) mature on demand or on a date agreed by the Parties to the transaction, but in any event not later than one year after the date of the applicable borrowing; and (d) be repayable in whole at any time or in part from time to time, without premium or penalty.

ARTICLE II

OPERATION OF UTILITY MONEY POOL

Section 2.01 Operation. Operation of the Utility Money Pool, including record keeping and coordination of loans, will be handled by FirstEnergy Service under the authority of the appropriate officers of the Parties. FirstEnergy Service shall be responsible for the determination of all applicable interest rates and charges to be applied to advances outstanding at any time hereunder, shall maintain records of all advances, interest charges and accruals and interest and principal payments for purposes hereof, and shall prepare periodic reports thereof for the Parties. FirstEnergy Service will administer the Utility Money Pool on an “at cost” basis. Separate records shall be kept by FirstEnergy Service for the Utility Money Pool established by this Agreement and any other money pool administered by FirstEnergy Service.

Section 2.02 Investment of Surplus Funds in the Utility Money Pool. Funds not required for the Utility Money Pool loans (with the exception of funds required to satisfy the Utility Money Pool’s liquidity requirements) will ordinarily be invested in one or more short-term investments, including (i) interest-bearing accounts with banks; (ii) obligations issued or guaranteed by the U.S. government and/or its agencies and instrumentalities, including obligations under repurchase agreements; (iii) obligations issued or guaranteed by any state or political subdivision thereof, provided that such obligations are rated not less than A by a nationally recognized rating agency; (iv) commercial paper rated not less than A-1 by S&P or P-1 by Moody’s, or their equivalent by a nationally recognized rating agency; (v) money market funds; (vi) bank certificates of deposit; (vii) Eurodollar funds; and (viii) such other investments as are permitted by Section 9(c) of the Act and Rule 40 thereunder.

Section 2.03 Allocation of Interest Income and Investment Earnings. The interest income and other investment income earned by the Utility Money Pool on loans and investment of surplus funds will be allocated among the Parties in accordance with the proportion each Party’s contribution of funds in the Utility Money Pool bears to the total amount of funds in the Utility Money Pool and the cost of any External Funds provided to the Utility Money Pool by such Party. Interest and other investment earnings will be computed on a daily basis and settled once per month.

Section 2.04 Event of Default. If any Subsidiary shall generally not pay its debts as such debts become due, or shall admit in writing its inability to pay its debts generally, or shall make a general assignment for the benefit of creditors, or any proceeding shall be instituted by or against any Party seeking to adjudicate it bankrupt or insolvent, then FirstEnergy Service, on behalf of the Utility Money Pool, may, by notice to the Subsidiary, terminate the Utility Money Pool’s commitment to the Subsidiary and/or declare the principal amount then outstanding of,

Deleted: For so long as is necessary to accommodate existing computer system and bank account arrangements applicable to AYE Utilities, AYE Service, participating solely as administrator (and not as lender or borrower) for the AYE Utilities, will provide such assistance and services in respect of the operation of the Utility Money Pool as FirstEnergy Service shall direct.

and the accrued interest on, the loans and all other amounts payable to the Utility Money Pool by the Subsidiary hereunder to be forthwith due and payable, whereupon such amounts shall be immediately due and payable without presentment, demand, protest or other formalities of any kind, all of which are hereby expressly waived by each Subsidiary.

ARTICLE III

MISCELLANEOUS

Section 3.01 Amendment and Restatement. This Agreement amends, restates and replaces the Revised and Restated Utility Money Pool Agreement dated as of September 21, 2011 to reflect the addition of a new Party and certain other changes.

Section 3.02 Amendments. Any such amendment to this Agreement shall be adopted except in a writing executed by Parties and subject to all applicable approvals by the SEC and the applicable state utility regulatory commission.

Section 3.03 Legal Responsibility. Nothing herein contained shall render any Party liable for the obligations of any other Party hereunder and the rights, obligations and liabilities of the Parties are several in accordance with their respective obligations, and not joint.

Deleted: 02

Section 3.04 Rules for Implementation. The Parties may develop a set of guidelines for implementing the provisions of this Agreement, provided that the guidelines are consistent with all of the provisions of this Agreement.

Deleted: 03

Section 3.05 Governing Law. This Agreement shall be governed by and construed in accordance with, the laws of the State of Ohio.

Deleted: 04

Exhibit SRS-3

IN WITNESS WHEREOF, this Agreement has been duly executed and delivered by the duly authorized officer of each Party hereto as of the date first above written.

FirstEnergy Corp.

By: _____

Deleted: Steven R. Staub, Assistant Treasurer

FirstEnergy Service Company

By: _____

Deleted: Steven R. Staub, Assistant Treasurer

Deleted: American Transmission Systems, Incorporated
Metropolitan Edison Company
Mid-Atlantic Interstate Transmission, LLC
Monongahela Power Company
Ohio Edison Company
Pennsylvania Electric Company
Pennsylvania Power Company
The Cleveland Electric Illuminating Company
The Potomac Edison Company
The Toledo Edison Company
Trans-Allegheny Interstate Line Company
Waverly Electric Power & Light Company
West Penn Power Company

Deleted: Allegheny Energy Service Corporation
By: _____
Steven R. Staub, Assistant Treasurer

By: _____

Deleted: Steven R. Staub, Assistant Treasurer

Jersey Central Power & Light Company

By: _____

Deleted: Edward J. Udovich, Corporate Secretary

BEFORE THE
PENNSYLVANIA PUBLIC UTILITY COMMISSION

JOINT APPLICATION OF MID-ATLANTIC INTERSTATE TRANSMISSION, LLC (“MAIT”); METROPOLITAN EDISON COMPANY (“MET-ED”) AND PENNSYLVANIA ELECTRIC COMPANY (“PENELEC”) FOR: (1) A CERTIFICATE OF PUBLIC CONVENIENCE UNDER 66 PA.C.S. §1102(A)(3) AUTHORIZING THE TRANSFER OF CERTAIN TRANSMISSION ASSETS FROM MET-ED AND PENELEC TO MAIT; (2) A CERTIFICATE OF PUBLIC CONVENIENCE CONFERRING UPON MAIT THE STATUS OF A PENNSYLVANIA PUBLIC UTILITY UNDER 66 PA.C.S. §102; AND (3) APPROVAL OF CERTAIN AFFILIATE INTEREST AGREEMENTS UNDER 66 PA.C.S. §2102

MID-ATLANTIC INTERSTATE TRANSMISSION, LLC
DOCKET NOS. A- _____; M- _____

METROPOLITAN EDISON COMPANY
DOCKET NOS. A- _____; M- _____

PENNSYLVANIA ELECTRIC COMPANY
DOCKET NOS. A- _____; M- _____

Direct Testimony
of
K. Jon Taylor

List of Topics Addressed

Description of the Transaction
Explanation of Transaction Structure and Accounting Implications
Accounting of Transaction-Related Costs

TABLE OF CONTENTS

	Page
I. INTRODUCTION	1
II. PURPOSE OF TESTIMONY	2
III. DESCRIPTION OF THE TRANSACTION	4
IV. EXPLANATION OF TRANSACTION STRUCTURE AND ACCOUNTING IMPLICATIONS	10
V. ACCOUNTING FOR TRANSACTION-RELATED COSTS	15

1 Coopers & Lybrand LLP (now PricewaterhouseCoopers LLP) in 1997, serving in various
2 client service positions until I joined FirstEnergy as Manager of Financial Reporting and
3 Technical Accounting in 2009. I was elected Assistant Controller, FirstEnergy Utilities in
4 2010 and Assistant Controller, FirstEnergy Generation in March 2012. In October 2012,
5 I was elected Vice President and Assistant Controller, and in May 2013, I was elected
6 Vice President, Controller, and Chief Accounting Officer for FirstEnergy. I am a
7 licensed certified public accountant in Ohio and Alabama. My educational background
8 and professional experience is more fully outlined in Appendix A.

9 **Q. Have you provided testimony in prior regulatory proceedings?**

10 A. Yes. I have provided written testimony on behalf of certain of FirstEnergy's subsidiaries
11 in general base rate case proceedings before the Public Service Commission of West
12 Virginia (Docket No. 14-0702-E-42T) and in proceedings before the Public Utilities
13 Commission of Ohio (Docket Nos. 13-1147-EL-UNC; 14-0828-EL-UNC).

14 **II. PURPOSE OF TESTIMONY**

15 **Q. What is the purpose of your testimony?**

16 A. The purpose of my testimony is to describe the various tax and accounting aspects of the
17 proposed transaction (the "Transaction") under which Met-Ed, Penelec, and Jersey
18 Central Power & Light Company ("JCP&L" and, collectively, the "Operating
19 Companies") will contribute their transmission assets, as defined below, to Mid-Atlantic
20 Interstate Transmission, LLC ("MAIT"), a newly-formed subsidiary of FirstEnergy
21 Transmission, LLC ("FET"), in which the Operating Companies will have membership
22 interests. I will also provide the proposed accounting entries for Met-Ed, Penelec and

1 MAIT reflecting the Transaction under GAAP and USofA. Finally, I will identify
2 “Transaction-related” costs and provide a description of how these costs will be tracked
3 and excluded from MAIT’s transmission rates going forward.

4 **Q. Are you sponsoring any exhibits as part of this filing?**

5 A. Yes. I am sponsoring eight exhibits, which accompany my testimony, and are identified
6 as follows:

- 7 1. Exhibit No. KJT-1 is the Capital Contribution Agreement which identifies the
8 transmission assets to be contributed from the Operating Companies to MAIT as of
9 December 31, 2014 and will be updated prior to the closing of the Transaction.
10 Exhibit No. KJT-1 also describes the membership interests owned by the Operating
11 Companies and FET.
- 12 2. Exhibit No. KJT-2 is a proposed Ground Lease between MAIT and each of the Joint
13 Applicants.
- 14 3. Exhibit No. KJT-3 is a list of real property associated with each of the substations that
15 are part of the transfer that will be subject to the Ground Lease.
- 16 4. Exhibit No. KJT-4 consists of maps showing the locations of transmission facilities
17 subject to the Transaction.
- 18 5. Exhibit No. KJT-5 is the FirstEnergy Service Agreement, with MAIT added as a
19 signatory.
- 20 6. Exhibit No. KJT-6 is the Revised Amended and Restated Mutual Assistance
21 Agreement, with MAIT added as a signatory.
- 22 7. Exhibit No. KJT-7 is FirstEnergy’s Intercompany Income Tax Allocation Agreement,
23 with MAIT added as a signatory.
- 24 8. Exhibit No. KJT-8 contains the proposed accounting entries to record the Transaction
25 in the accounts of Met-Ed, Penelec and MAIT.

26 Each of the exhibits listed above is also identified and incorporated in the Joint
27 Application.

1 **III. DESCRIPTION OF THE TRANSACTION**

2 **Q. Please briefly describe the Transaction.**

3 A. As described in greater detail in the prepared direct testimony of Mr. Steven R. Staub,
4 (Joint Applicants' Statement No. 3), pursuant to the Transaction, FET will make a cash
5 investment in MAIT in exchange for the Class A membership interest. The Class A
6 membership interest will provide FET with "management control," defined in the
7 Amended and Restated Limited Liability Operating Agreement of Mid-Atlantic Interstate
8 Transmission, LLC (Joint Applicants' Exhibit SRS-1) as the sole authority to elect and
9 remove managers and determine the size of the board. Each of the Operating Companies
10 will contribute its existing transmission assets in exchange for Class B membership
11 interests in MAIT. As explained in Mr. Staub's testimony, the Class B membership
12 interests do not confer operating control and management authority over MAIT. At the
13 time the transaction is completed, FET's Class A membership interest will represent
14 initially approximately 5% of MAIT's total equity as reflected in FET's capital account
15 maintained by MAIT. The Operating Companies' Class B membership interests
16 collectively will initially amount to the remaining approximately 95% of MAIT's total
17 equity as reflected in the Operating Companies' respective capital accounts maintained
18 by MAIT. As explained further below, the Operating Companies' contribution of the
19 transmission assets will be a non-taxable contribution of assets for federal and state
20 income tax purposes.

21 **Q. Please provide a description of the assets to be contributed to MAIT by the**
22 **Operating Companies.**

1 A. Pursuant to the terms of the Capital Contribution Agreement (Exhibit No. KJT-1), each
2 of the Operating Companies will contribute its “transmission assets” to MAIT.
3 “Transmission assets” are defined in Schedule A to the Capital Contribution Agreement.
4 Subject to certain exceptions related to transmission plant that is being reclassified from
5 transmission to distribution, as discussed in greater detail by Mr. Fullem (Joint
6 Applicants’ Statement No. 1), the physical assets being contributed consist of all FERC-
7 jurisdictional facilities, excluding land and land rights, recorded in the Operating
8 Companies’ FERC transmission accounts. For Penelec, the property being contributed
9 includes, generally, facilities operating at 500 kV, 345 kV, 230 kV, 138 kV, 115 kV and
10 46 kV. For Met-Ed, the property being contributed includes, generally, facilities
11 operating at 500 kV, 230 kV, 138 kV, 115 kV and 69 kV¹. The Operating Companies’
12 transmission regulatory assets are also “transmission assets,” as defined in the Capital
13 Contribution Agreement.

14 Furthermore, as discussed in my testimony below, based on the structure of the
15 Transaction and in accordance with the requirements of GAAP, goodwill and
16 accumulated deferred income taxes (“ADIT”) will be transferred to MAIT from the
17 Operating Companies.

18 **Q. Will the Operating Companies also be contributing land and other real estate**
19 **interests associated with the transferred transmission assets?**

20 A. No. The Operating Companies will not transfer a fee interest in land and other real estate
21 to MAIT in connection with the contribution of transmission assets. However, MAIT

¹ A list of the transmission assets and their associated carrying values is provided in Exhibit No. KJT-1.

1 will need certain real estate interests and access rights in order to operate and maintain
2 the transmission facilities going forward. Accordingly, MAIT will enter into a Ground
3 Lease with each of the Operating Companies to govern these interactions. A form of the
4 Ground Lease for both Met-Ed and Penelec is provided in Exhibit No. KJT-2
5 accompanying my testimony. A list of the real property assets associated with each of
6 the substations that are part of the transfer is provided in Exhibit No. KJT-3. I also am
7 providing maps in Exhibit No. KJT-4,² which depict all of the real property assets
8 associated with the transmission facilities.

9 **Q. Why will the Operating Companies be entering into a Ground Lease, rather than**
10 **contributing a fee interest in land and other real estate to MAIT?**

11 A. It is an administratively more efficient way to effect the transfer. It is also consistent
12 with the way transmission facilities located in western Pennsylvania and Ohio were
13 transferred to American Transmission Systems, Incorporated (“ATSI”) in 1999 and
14 2000,³ which experience has shown provided ATSI all of the interests in real property it
15 needs to safely, reliably and efficiently furnish transmission service. In summary, the use
16 of a ground lease to provide MAIT the interests in real property it needs to operate and
17 maintain the transmission facilities enables a quicker transfer of property rights by
18 avoiding the need for surveys, deed recordings, and easement negotiations.

² Because the maps contain “confidential security information” as defined in the Commission’s regulations at 52 Pa. Code § 2142.2, Exhibit KJT-4 is being filed on a confidential basis.

³ Pennsylvania Power Company (“Penn Power”) a public utility subsidiary of Ohio Edison Company, which is in turn a subsidiary of FirstEnergy that provides electric distribution service in western Pennsylvania, transferred its transmission assets to ATSI pursuant to the Commission’s approval as evidenced by a certificate of public convenience issued in 2000. *Application Of Pennsylvania Power Co. For (1) A Certificate Of Public Convenience Authorizing The Transfer Of Certain Transmission Assets To American Transmission Systems, Inc., And (2) Approval Of Certain Affiliated Interest Agreements Necessary To Effect The Transfer*, Docket No. A-110450F0016 (July 14, 2000).

1 **Q. Please explain how the annual base rent amount that MAIT will pay to Met-Ed and**
2 **Penelec under the Ground Lease will be derived.**

3 A. The annual base rent amount will be equivalent to the revenue requirement related to the
4 net book value of land and land rights classified in Met-Ed's and Penelec's FERC
5 transmission accounts. This assures that the rate charged to transmission customers is
6 based on the amount actually paid for land and land rights and, therefore, is consistent
7 with the ratemaking principles of the FERC. The annual revenue requirement will
8 consist of a return on rate base related to land and land rights, applicable depreciation
9 expense, income taxes and taxes other than income taxes.

10 **Q. Will MAIT have a contractual relationship with other FirstEnergy companies?**

11 A. Yes, it will. Therefore, Met-Ed and Penelec are requesting the Pennsylvania Public
12 Utility Commission's ("Commission") approval of revisions to five affiliated interest
13 agreements.

14 The first is the FirstEnergy Service Agreement (Exhibit No. KJT-5), under which MAIT
15 will be entitled to receive administrative, management, and other services from
16 FirstEnergy Service Company ("FESC"), as prescribed by the agreement.

17 The second is the Revised Amended and Restated Mutual Assistance Agreement
18 ("MAA") (Exhibit No. KJT-6), under which MAIT will be able to request and
19 receive non-power goods and services from the FirstEnergy operating companies
20 consistent with the terms and conditions of the MAA. For example, technical
21 support services and workers, including those from Met-Ed and Penelec, could be

1 provided under the MAA to assist MAIT in the performance of its operations as a
2 stand-alone transmission asset owner. Pricing for the services and goods are
3 consistent with the agreement and FERC standards.

4 The third is the Intercompany Income Tax Allocation Agreement (Exhibit No.
5 KJT-7) , which sets forth a methodology for allocating current federal and state
6 income tax expense (including sharing of net operating losses) among members of
7 the FirstEnergy group in situations in which the group files consolidated or
8 combined tax returns for federal or state tax purposes. MAIT will be added as a
9 signatory to the agreement but no additional changes to the agreement are
10 expected as a result of the Transaction.

11 The fourth is the Ground Lease (Exhibit No. KJT-2), which I previously
12 discussed.

13 The fifth is the FirstEnergy Regulated Money Pool Agreement (Exhibit No. SRS-
14 5), which is discussed in Mr. Staub's testimony (Joint Applicants' Statement No.
15 3). Under the terms of the Money Pool Agreement, regulated companies within
16 the FirstEnergy holding company system can lend to, or borrow from, each other
17 to manage their short-term working capital requirements.

18 **Q. What is the status of the existing MAA?**

19 A. The MAA (entitled the "Modified Amended and Restated MAA") was last approved by
20 the Commission on February 24, 2011, as part of the FirstEnergy and Allegheny Energy,
21 Inc. merger proceeding at Docket Nos. A-2010-2176520 and A-2010-2176732 (the
22 "Merger Proceeding"). On August 13, 2012, Met-Ed, Penelec, Penn Power and West

1 Penn Power Company (“West Penn”) submitted a request for Commission approval of a
2 Revised Amended and Restated Mutual Assistance Agreement (“Revised Amended and
3 Restated MAA”) at Docket No. G-2012-2318787. The modifications included in the
4 Revised Amended and Restated MAA were intended to: (1) include those affiliates
5 identified by the Commission’s Bureau of Audits in its 2011 report on its Management
6 Audit of Met-Ed and Penelec⁴; (2) account for all potential transactions that those
7 companies anticipate among themselves and between them and their other affiliates; (3)
8 ensure the MAA’s consistency with the financial governance obligations arising from the
9 Merger Proceeding; and (4) complete administrative clean-up edits. On November 16,
10 2012, Met-Ed, Penelec, Penn Power and West Penn submitted amendments to the
11 Revised Amended and Restated MAA reflecting corrections to certain pricing provisions
12 and the definition of Engineering Services. On January 10, 2013, they submitted
13 additional amendments to the Revised Amended and Restated MAA to reflect the
14 appropriate titles of certain affiliates. The proposed MAA for the Transaction is based on
15 the Revised Amended and Restated MAA because Commission approval of such
16 agreement at Docket No. G-2012-231878 is expected prior to the issuance of the Final
17 Order in this proceeding.

18 **Q. Please describe the changes to the MAA that are being submitted for approval as**
19 **part of this Application.**

20 A. FirstEnergy is adding MAIT to the Revised Amended and Restated MAA that was
21 submitted to the Commission on January 10, 2013. *See* Exhibit No. KJT-6. Specifically,

⁴ June 30, 2011 Management Efficiency Investigation Report, Conclusion No. III-1, Docket Nos. D-2009-2143263, et al.

1 MAIT will be an additional signatory party as a service recipient. Moreover, the
2 following additional changes are being made to the MAA: (i) removing Allegheny
3 Energy Service Corporation from the MAA because it no longer provides services under
4 the MAA; (ii) additional services and goods that the Operating Companies as defined in
5 the MAA, will provide to MAIT; and (iii) some minor clarification edits.

6 **IV. EXPLANATION OF TRANSACTION STRUCTURE AND ACCOUNTING**
7 **IMPLICATIONS**

8 **Q. What are the Transaction’s accounting implications for the Operating Companies**
9 **and MAIT?**

10 A. I will discuss the accounting implications in three main components as follows:

11 1. Contribution of the transmission assets: As discussed above and in the Capital
12 Contribution Agreement (Exhibit KJT-1), the Operating Companies will contribute
13 their transmission assets to MAIT in return for Class B membership interests in
14 MAIT. From an accounting perspective, the Operating Companies will contribute the
15 transmission plant, equipment and transmission-related regulatory assets in return for
16 an equity investment in MAIT. Likewise, MAIT will receive the transmission plant,
17 equipment and transmission regulatory assets and will issue Class B membership
18 interests to the Operating Companies.

19 Under GAAP, the transmission assets of the Operating Companies will be
20 contributed to MAIT at their carrying value⁵ at the date the Transaction is executed.

21 GAAP, specifically Accounting Standards Codification (“ASC”) 805-50, *Business*

⁵ When discussing transmission plant and equipment, carrying value is net book value (original cost less accumulated depreciation). For all other assets and liabilities, carrying value is the value recorded on the company’s balance sheet.

1 *Combinations*, requires that assets and liabilities transferred between companies
2 under common control be transferred to the receiving entity at their carrying value in
3 the accounts of the transferring entity at the date of transfer. Because FirstEnergy
4 owns all of the common stock of the Operating Companies and FET, both of which
5 will own all the membership interests of MAIT, the Transaction is considered a
6 common control transaction and, therefore, the contribution of the transmission assets
7 is required to be accounted for at carrying value.

- 8 2. Allocation of Goodwill: Currently, the Operating Companies have goodwill on their
9 books resulting from the 2001 merger of FirstEnergy and GPU, Inc. (“GPU”), the
10 former holding company of the Operating Companies, whereby FirstEnergy acquired
11 all the stock of GPU.

12 Under GAAP, when assets being transferred constitute a business, an entity
13 should allocate a portion of the goodwill to the business being transferred. The
14 amount of goodwill that is allocated to the business being transferred should be based
15 on the relative fair values of the business being transferred and the portion of the
16 business being retained.

17 Under ASC, 805, *Business Combinations*, a business is defined as an integrated
18 set of activities and assets that is capable of being conducted and managed for the
19 purposes of providing a return in the form of dividends, lower costs, or other
20 economic benefits directly to investors or other owners, members, or participants. A
21 business consists of inputs and processes applied to those inputs that have the ability
22 to create outputs. As the transmission assets constitute a business under GAAP,

1 goodwill is required to be transferred from the Operating Companies to MAIT as part
2 of the Transaction.

3 Therefore, the Operating Companies will transfer their goodwill to MAIT as part
4 of the Transaction, which will be offset by their equity investment in MAIT.
5 Likewise, MAIT will record the goodwill on its balance sheet as part of the
6 Transaction which will be offset by the Class B membership interest issued to the
7 Operating Companies.

8 3. ADIT: As further discussed below, the Operating Companies' contribution of
9 transmission assets, including both transmission plant and equipment and
10 transmission related regulatory assets, will be a tax-free transaction. Therefore, the
11 ADIT associated with the transmission assets will also be transferred from the
12 Operating Companies to MAIT, which will reduce the Operating Companies'
13 investment in MAIT. Likewise, MAIT will record the ADIT associated with the
14 transmission assets, proportionally reducing the Class B membership interests it
15 would otherwise have issued.

16 **Q. What are the Transaction's tax implications for Met-Ed, Penelec and MAIT?**

17 A. As discussed above, the contribution of the Operating Companies' transmission assets to
18 MAIT will be structured as a tax-free contribution of assets as opposed to an asset sale.
19 Provisions of the Internal Revenue Code permit one or more shareholders to achieve a
20 non-taxable transfer of assets to a corporation in exchange for stock, which results in a
21 "carry over" of the existing tax basis in the assets being transferred. The same provisions
22 apply where, as here, the transfer is to a limited liability company in exchange for its

1 membership interests. By contrast, in an asset sale, the tax basis of the assets being
2 transferred would be “stepped-up” to the amount of consideration paid for the assets.

3 Therefore, since the book basis of the transmission assets will be contributed at
4 their carrying value and the tax basis will be “carried over,” the ADIT, representing the
5 difference between the book and tax basis of the transmission assets being contributed,
6 will be transferred from the Operating Companies to MAIT. For example, assume, prior
7 to a tax-free contribution, Company A had depreciable assets with a net book value of
8 \$150 and a tax basis of \$100, creating a book-to-tax difference of \$50. At the statutory
9 federal corporate income tax rate, \$17.50 ($\$50 \times 35\%$) would be recorded in account 282-
10 ADIT. When Company A contributes the asset to its affiliate, Company Z, in a tax-free
11 exchange for stock, both the existing book basis and tax basis transfer to Company Z on
12 the date of the transfer and, therefore, the \$17.50 ADIT liability would be transferred
13 from Company A’s books to Company Z’s books.

14 It is important to note that a tax-free contribution will result in a reduction to
15 MAIT’s rate base by transferring the associated ADIT with the related transmission
16 assets contributed to MAIT. In an asset sale, by contrast, the tax basis of the
17 transmission assets being sold would be “stepped-up,” resulting in no book-to-tax
18 differences, no ADIT, and a higher rate base relative to a tax-free exchange.

19 **Q. How will the capital structures of Met-Ed and Penelec be affected by the**
20 **Transaction?**

21 A. The capital structures of Met-Ed and Penelec will not be affected by the Transaction.
22 Each of the Operating Companies will receive an investment in MAIT through their

1 Class B membership interests equal to the value of the transmission assets contributed to
2 MAIT plus the goodwill and ADIT transferred to MAIT.

3 **Q. How will FET reflect its ownership interest in MAIT?**

4 A. Under ASC 810, *Consolidation*, a reporting entity must consolidate any entity in which it
5 has a controlling financial interest. Because FET will have a controlling financial interest
6 in MAIT, it will be the entity to consolidate MAIT.

7 **Q. How do the Operating Companies and FET expect to account for their share of**
8 **future earnings and dividends of MAIT?**

9 A. The Operating Companies will account for their investment in MAIT using the equity
10 method of accounting. Under this method, the Operating Companies will recognize their
11 investment in MAIT in Account 123.1 – Investment in Subsidiary Companies.
12 Subsequently, the Operating Companies will recognize their share of earnings in Account
13 418.1 – Equity in Earnings of Subsidiary Companies with a corresponding increase to
14 Account 123.1 – Investment in Subsidiary Companies. As MAIT’s earnings are
15 distributed as dividends, the Operating Companies will reduce Account 123.1 –
16 Investment in Subsidiary Companies, by the amount of dividends received.

17 As noted earlier, FET will consolidate MAIT. As such, MAIT’s earnings, less the
18 proportion attributable to the Operating Companies, will be included in FET’s
19 consolidated income statement.

20 The earnings and dividends generated by MAIT will be allocated to FET and the
21 Operating Companies based on each company’s percentage of equity ownership interest
22 in MAIT with total equity of MAIT representing the summation of both Class A and
23 Class B membership interests. Separate capital accounts will be maintained on the books

1 of MAIT for FET's Class A membership interest and each of the Operating Companies'
2 Class B membership interest.

3 **Q. Are you providing proposed accounting entries showing the accounting effects of the**
4 **Transaction?**

5 A. Yes. Proposed accounting entries to record the Transaction in the accounts of Met-Ed,
6 Penelec and MAIT are provided as Exhibit KJT-8, which lists the accounts affected and
7 provides a general description of the entries. The values of assets and liabilities included
8 with the entries represent account balances as of December 31, 2014 and will be updated
9 prior to the closing of the Transaction.

10 **V. ACCOUNTING FOR TRANSACTION-RELATED COSTS**

11 **Q. Are you aware that the Applicants commit to exclude all Transaction-related costs**
12 **from MAIT's transmission rates as part of their application for Commission**
13 **approval of the Transaction?**

14 A. Yes.

15 **Q. What are the applicable Transaction-related costs?**

16 A. The applicable Transaction-related costs are all costs, including internal labor and other
17 than labor costs beginning with such costs incurred to discuss, gather information and
18 investigate the feasibility of creating MAIT, and continuing through the completion of
19 the Transaction.

20 **Q. How will MAIT track these costs over time and ensure that they are not recovered**
21 **in future rates?**

1 A. All transaction related costs are being charged to a work order and are recorded to FERC
2 account 426.5 - Other Deductions.

3 **Q. Does this conclude your direct testimony?**

4 A. Yes, it does, at this time.

Biography
K. Jon Taylor
Vice President, Controller and Chief Accounting Officer

Jon Taylor is vice president, controller and chief accounting officer for FirstEnergy Corp., a position he has held since May 2013. In this role, he is responsible for ensuring that the financial, accounting and tax records of FirstEnergy and its subsidiaries are maintained in conformity with generally accepted accounting principles and regulatory accounting requirements. He is also responsible for disbursements to employees, tax authorities and vendors; external financial reporting; accounting research in connection with proposed business transactions; and cost analysis and accounting classification of construction projects.

From August 2009 to April 2013, he served in various position within the controller's group including manager of Financial Reporting and Technical Research, assistant controller of FirstEnergy Utilities and assistant controller for FirstEnergy Solutions and FirstEnergy Generation. From 1997 to 2009, he was with the PricewaterhouseCoopers, LLP where he served in various client service positions.

Mr. Taylor holds a Bachelor of Science degree in accounting and a Master of Accountancy degree from the University of Alabama at Birmingham. Mr. Taylor is a licensed certified public accountant in Ohio and Alabama. He has provided expert testimony before the Public Utilities Commission of Ohio ("PUCO") and Public Service Commission of West Virginia ("WVPSC").

Mr. Taylor has prepared and presented testimony in the following rate-related cases:

PUCO Cases:

Docket Nos.	Case Name
13-1147-EL-UNC	Significantly Excessive Earnings Test
14-0828-EL-UNC	Significantly Excessive Earnings Test

WVPSC Cases:

Docket Nos.	Case Name
14-0702-E-42T	Rule 42T Tariff Filing to Increase Rates and Charges

CAPITAL CONTRIBUTION AGREEMENT

This Capital Contribution Agreement (this “Agreement”) by and among **Jersey Central Power & Light Company**, a New Jersey corporation (“JCP&L”), **Pennsylvania Electric Company**, a Pennsylvania corporation (“PN”), **Metropolitan Edison Company**, a Pennsylvania corporation (“ME”, together with JCP&L and PN, the “Class B Members,” individually, each a “Class B Member”), **FirstEnergy Transmission, LLC**, a Delaware limited liability company (“Class A Member” and together with the Class B Members, the “Members” and individually, each a “Member”), and **Mid-Atlantic Interstate Transmission, LLC**, a Delaware limited liability company (“Company”) is made pursuant to §351 of the Internal Revenue Code of 1986, as amended, and is effective as of [DATE] (the “Effective Date”).

BACKGROUND

WHEREAS, Company was organized by Class A Member under the laws of the State of Delaware on June , 2015;

WHEREAS, the Members have entered into an Amended and Restated Limited Liability Company Operating Agreement of the Company dated as of the Effective Date (the “Operating Agreement”);

WHEREAS, Class A Member desires to transfer \$[AMOUNT] as a capital contribution (a “Cash Contribution”) in return for the Class A Interests to be issued by Company, and Company desires to acquire and accept the Cash Contribution from the Class A Member;

WHEREAS, each Class B Member desires to transfer, and relinquish all rights in, such property as more fully described in Exhibit A hereto as a capital contribution (each, a “Property Contribution” and collectively the “Property Contributions”) in return for Class B Interests to be issued by Company, and Company desires to acquire and accept a Property Contribution from each of the Class B Members in proportion to each Class B Member’s respective Class B Interests (the collective Property Contributions, together with the Cash Contribution, are hereinafter also referred to as the “Capital”); and

WHEREAS, pursuant to the terms and conditions set forth below, Members and Company desire to enter into such transactions in which each of the Members contributes Capital to Company in consideration of their respective membership interest in Company.

AGREEMENT

NOW THEREFORE, in consideration of the above premises and the promises contained in this Agreement, and intending to be legally bound, the parties to this Agreement agree as follows:

§1. Transfer of Capital Contribution to Company

§1.1 On the Effective Date, Class A Member shall contribute, transfer, assign, convey and deliver to the Company, and the Company shall accept, the Cash Contribution.

§1.2 On the Effective Date, Class B Members shall contribute, transfer, assign, convey and deliver to the Company, and the Company shall accept, the Property Contributions.

§1.3 After the Effective Date, Class A Member may make additional cash contributions (each, an “Additional Cash Contribution”) to Company in accordance with the Operating Agreement; each such Additional Cash Contribution by Class A Member to the Company shall be confirmed by the Company and Members utilizing the form of written confirmation attached hereto as Annex 1 (the "Confirmation"), which Confirmation may be in electronic or written form. Failure by the Company and Members to utilize the Confirmation for any Additional Cash Contribution to the Company, or any error in such Confirmation, shall not affect the validity of any Additional Cash Contribution by Class A Member to the Company pursuant to this Agreement.

§2. Equity Interest in Company

§2.1 In exchange for, and upon the completion of, the transfer described in §1.1 above, Company shall issue, and the Class A Member shall own, 100% of the Class A Interests in Company.

§2.2 In exchange for, and upon the completion of, the transfer described in §1.2 above, Company shall issue, and the Class B Members shall own, the Class B Interests in Company as follows:

JCPL	[]% Class B Interest
ME	[]% Class B Interest
PN	[]% Class B Interest

§2.3 Upon the completion of any Additional Cash Contribution described in §1.3 above, Class A Member shall continue to be the sole Class A member.

§3. Warranties of Company

§3.1 Company is a duly organized and validly existing limited liability company under the laws of the State of Delaware.

§3.2 Company (i) is in good standing in the State of Delaware and (ii) has no federal, state or local tax liabilities which are past due.

§3.3 To the best of the knowledge of the undersigned officer of Company, there is no legal action or proceeding pending against Company that would inhibit the transaction of Company’s ordinary business or prevent Company from validly entering into this Agreement.

§3.4 Company has the limited liability company power and authority to enter into this Agreement, and the officer executing the Agreement on behalf of Company has been duly authorized to do so.

§3.5 The execution and performance of the obligations contained in this Agreement do not constitute a violation, breach or default under any other agreement by which Company is bound.

§4. Warranties of Class A Member

§4.1 Class A Member is a duly organized and validly existing limited liability company under the laws of the State of Delaware.

§4.2 To the best of the knowledge of the undersigned officer of Class A Member, there is no legal action or proceeding pending against Class A Member that would inhibit the transaction of Class A Member's ordinary business or would prevent Class A Member from validly entering into this Agreement and performing the transactions contemplated herein.

§4.3 Class A Member Parent has the limited liability company power and authority to enter into this Agreement, and the officer executing this Agreement on behalf of Class A Member has been duly authorized to do so.

§4.4 No governmental authorizations are or will be required in connection with the execution, delivery or performance by Class A Member, or the consummation by it of the transactions contemplated by this Agreement or the Operating Agreement other than such authorizations previously disclosed to Class B Members, which authorizations have been duly issued and are in full force and effect.

§5. Warranties of Class B Members

§5.1 Each Class B Member is a duly organized and validly existing corporation under the laws of the jurisdiction of its formation.

§5.2 To the best of the knowledge of the undersigned officer of each Class B Member, there is no legal action or proceeding pending against such Class B Member that would inhibit the transaction of such Class B Member's ordinary business or would prevent such Class B Member from validly entering into this Agreement and performing the transactions contemplated herein.

§5.3 Each Class B Member has the corporate power and authority to enter into this Agreement, and the officer executing this Agreement on behalf of each such Class B Member has been duly authorized to do so.

§5.4 No governmental authorization is or will be required in connection with the execution, delivery or performance by each Class B Member, or the consummation by it of the transactions contemplated by this Agreement or the Operating Agreement other than such authorizations previously disclosed to Class A Member, which authorizations have been duly issued and are in full force and effect.

§5.5 Each Class B Member has as of the Effective Date (i) valid, good and marketable title to all of their respective Property Contributions, and such Property Contributions are free and clear of all liens; and (ii) the unrestricted right to contribute, sell, transfer, assign, convey and deliver to the Company all right, title and interest in and to their respective Property Contributions without penalty or other adverse consequences.

§6. Mutuality of Consent.

Each party to this Agreement acknowledges that this Agreement and the Operating Agreement are the manifestation of direct negotiation, and each such agreement represents the mutual and voluntary consent and understanding of the parties hereto and thereto.

§7. Each Party Familiar with Operations of Other Party.

Each party to this Agreement acknowledges that it (i) is familiar with the operations of the other parties, (ii) has been provided access to all necessary financial records, statements, accounts or other materials of the other parties to the extent such party so requested, and (iii) is competent to evaluate the risks associated with the performance of its obligations under the Agreement.

§8. Governing Law.

This Agreement is to be governed by and interpreted and enforced in accordance with Delaware law without reference to the conflict of laws provisions thereof.

§9. Non-assignability.

This Agreement shall be binding upon and inure to the benefit of the parties and their respective successors and assigns; provided, however, that this Agreement, or any portion thereof, may not be assigned without the written consent of each non-assigning party, which consent shall not be unreasonably withheld.

§10. Severability.

If any provision of the Agreement is determined to be invalid or unenforceable, such invalidity or unenforceability shall not affect the remaining provisions of this Agreement.

§11. Entire Agreement.

This Agreement, together with the Operating Agreement, constitutes the entire understanding of the parties with respect to the subject matter hereof and supersedes all prior understandings, contracts and agreements between the parties.

§12. Amendment.

This Agreement may not be amended or modified without the written consent of each party hereto.

§13. Expenses.

Each party agrees to pay its respective expenses incurred with respect to this Agreement and the consummation of the transactions contemplated thereby.

§15. Defined Terms.

Capitalized terms used herein and not otherwise defined in this Agreement have the meanings given such terms in the Operating Agreement.

§16. Counterparts.

Exhibit KJT-1

This Agreement may be executed in any number of counterparts, each of which shall be an original, but all of which together shall constitute one instrument.

[REMAINDER OF PAGE INTENTIONALLY LEFT BLANK]

IN WITNESS WHEREOF, the undersigned have duly executed this Agreement of the date first written above.

MID-ATLANTIC INTERSTATE TRANSMISSION,
LLC

By: _____
Name:
Its:

FIRSTENERGY TRANSMISSION, LLC

By: _____
Name:
Its:

JERSEY CENTRAL POWER & LIGHT COMPANY

By: _____
Name:
Its:

PENNSYLVANIA ELECTRIC COMPANY

By: _____
Name:
Its:

METROPOLITAN EDISON COMPANY

By: _____
Name:
Its:

EXHIBIT A

[PROPERTY CONTRIBUTIONS]

ANNEX I

CONFIRMATION OF ADDITIONAL CAPITAL TRANSFER

Reference is hereby made to that certain Capital Contribution Agreement (the "Agreement") effective as of [DATE], by and among Jersey Central Power & Light Company, a New Jersey corporation ("JCP&L"), Pennsylvania Electric Company, a Pennsylvania corporation ("PN"), Metropolitan Edison Company, a Pennsylvania corporation ("ME", together with JCP&L and PN, the "Class B Members", and individually, each a "Class B Member"), FirstEnergy Transmission, LLC, a Delaware limited liability company ("Class A Member" and together with the Class B Members, the "Members" and individually, each a "Member"), and Mid-Atlantic Interstate Transmission, LLC, a Delaware limited liability company ("Company"). Terms defined in the Agreement shall have the same meaning when used herein.

This constitutes notice that a transfer of Capital from Class A Member to Company in the amount of \$[AMOUNT] on [DATE], is authorized pursuant to the Agreement.

Company:

MID-ATLANTIC INTERSTATE
TRANSMISSION, LLC

By: _____
Name:
Its:

Members:

FIRSTENERGY TRANSMISSION, LLC

JERSEY CENTRAL POWER & LIGHT
COMPANY

By: _____
Name:
Its:

By: _____
Name:
Its:

PENNSYLVANIA ELECTRIC COMPANY

METROPOLITAN EDISON COMPANY

By: _____
Name:
Its:

By: _____
Name:
Its:

Major Location	Asset Location	Utility Account	Asset Retirement Unit	Book Cost	Allocated Reserve	Net Book Value
MTED - Trans Subs	ALBURTIS SUB	35210 - Structures, Improvements	Yard range & protective lighting	\$47.49	\$28.73	\$18.76
MTED - Trans Subs	ALBURTIS SUB	35210 - Structures, Improvements	Yard range & protective lighting	\$122.91	\$76.22	\$46.69
MTED - Trans Subs	ALBURTIS SUB	35210 - Structures, Improvements	Building	\$2,590.21	\$853.00	\$1,737.21
MTED - Trans Subs	ALBURTIS SUB	35210 - Structures, Improvements	Fence	\$7,170.47	\$4,446.62	\$2,723.85
MTED - Trans Subs	ALBURTIS SUB	35210 - Structures, Improvements	Driveways, Parking, Roads and Walks	\$30,309.87	\$18,796.07	\$11,513.80
MTED - Trans Subs	ALBURTIS SUB	35210 - Structures, Improvements	Site Improvements	\$61,778.48	\$38,310.70	\$23,467.78
	ALBURTIS SUB Total			\$102,019.43	\$62,511.34	\$39,508.09
MTED - SUB-TRANS SUBS	ALCOA SUB	35210 - Structures, Improvements	Building	\$35.75	\$22.18	\$13.57
MTED - SUB-TRANS SUBS	ALCOA SUB	35210 - Structures, Improvements	Building	\$72.89	\$54.23	\$18.66
MTED - SUB-TRANS SUBS	ALCOA SUB	35210 - Structures, Improvements	Site Improvements	\$1,867.94	\$1,245.58	\$622.36
MTED - SUB-TRANS SUBS	ALCOA SUB	35210 - Structures, Improvements	Fence	\$1,946.06	\$1,297.68	\$648.38
MTED - SUB-TRANS SUBS	ALCOA SUB	35210 - Structures, Improvements	Building	\$8,201.27	\$5,468.80	\$2,732.47
	ALCOA SUB Total			\$12,123.91	\$8,088.46	\$4,035.45
MTED - SUB-TRANS SUBS	ALLENTOWN CEMENT CO SUB	35210 - Structures, Improvements	Fence	\$760.60	\$519.02	\$241.58
MTED - SUB-TRANS SUBS	ALLENTOWN CEMENT CO SUB	35210 - Structures, Improvements	Driveways, Parking, Roads and Walks	\$1,859.69	\$1,269.00	\$590.69
MTED - SUB-TRANS SUBS	ALLENTOWN CEMENT CO SUB	35210 - Structures, Improvements	Building	\$9,424.19	\$6,430.81	\$2,993.38
	ALLENTOWN CEMENT CO SUB Total			\$12,044.48	\$8,218.83	\$3,825.65
MTED - Trans Subs	CARPENTER TECHNOLOGY SUB	35210 - Structures, Improvements	Yard range & protective lighting	\$665.28	\$452.93	\$212.35
MTED - Trans Subs	CARPENTER TECHNOLOGY SUB	35210 - Structures, Improvements	Building	\$695.75	\$264.97	\$430.78
MTED - Trans Subs	CARPENTER TECHNOLOGY SUB	35210 - Structures, Improvements	Fence	\$2,209.00	\$1,503.91	\$705.09
MTED - Trans Subs	CARPENTER TECHNOLOGY SUB	35210 - Structures, Improvements	Building	\$5,549.01	\$3,777.82	\$1,771.19
MTED - Trans Subs	CARPENTER TECHNOLOGY SUB	35210 - Structures, Improvements	Site Improvements	\$10,711.03	\$1,413.07	\$9,297.96
MTED - Trans Subs	CARPENTER TECHNOLOGY SUB	35210 - Structures, Improvements	Driveways, Parking, Roads and Walks	\$15,347.53	\$10,448.73	\$4,898.80
	CARPENTER TECHNOLOGY SUB Total			\$35,177.60	\$17,861.43	\$17,316.17
MTED - Trans Subs	CATERPILLAR TRACTOR SUB	35210 - Structures, Improvements	Fence	\$1,128.68	\$583.50	\$545.18
	CATERPILLAR TRACTOR SUB Total			\$1,128.68	\$583.50	\$545.18
MTED - SUB-TRANS SUBS	GERMANTOWN SUB	35210 - Structures, Improvements	Building	\$1,203.31	\$553.42	\$649.89
MTED - SUB-TRANS SUBS	GERMANTOWN SUB	35210 - Structures, Improvements	Site Improvements	\$3,041.73	\$1,747.99	\$1,293.74
MTED - SUB-TRANS SUBS	GERMANTOWN SUB	35210 - Structures, Improvements	Fence	\$6,411.41	\$3,684.46	\$2,726.95
MTED - SUB-TRANS SUBS	GERMANTOWN SUB	35210 - Structures, Improvements	Building	\$17,711.32	\$10,178.20	\$7,533.12
MTED - SUB-TRANS SUBS	GERMANTOWN SUB	35210 - Structures, Improvements	Driveways, Parking, Roads and Walks	\$24,583.92	\$14,127.68	\$10,456.24
	GERMANTOWN SUB Total			\$52,951.69	\$30,291.75	\$22,659.94
MTED - Trans Subs	HOSENSACK SUB	35210 - Structures, Improvements	Building	\$68.15	\$51.50	\$16.65
MTED - Trans Subs	HOSENSACK SUB	35210 - Structures, Improvements	Building	\$80.00	\$63.87	\$16.13
MTED - Trans Subs	HOSENSACK SUB	35210 - Structures, Improvements	Yard range & protective lighting	\$574.38	\$305.20	\$269.18
MTED - Trans Subs	HOSENSACK SUB	35210 - Structures, Improvements	Yard range & protective lighting	\$2,815.20	\$2,394.35	\$420.85
MTED - Trans Subs	HOSENSACK SUB	35210 - Structures, Improvements	Building	\$3,184.41	\$1,692.03	\$1,492.38
MTED - Trans Subs	HOSENSACK SUB	35210 - Structures, Improvements	Driveways, Parking, Roads and Walks	\$3,556.43	\$1,171.19	\$2,385.24
MTED - Trans Subs	HOSENSACK SUB	35210 - Structures, Improvements	Yard Drainage System	\$4,119.77	\$3,503.89	\$615.88
MTED - Trans Subs	HOSENSACK SUB	35210 - Structures, Improvements	Building	\$4,549.94	\$3,869.75	\$680.19
MTED - Trans Subs	HOSENSACK SUB	35210 - Structures, Improvements	Yard Drainage System	\$5,321.65	\$1,752.51	\$3,569.14
MTED - Trans Subs	HOSENSACK SUB	35210 - Structures, Improvements	Building	\$7,263.94	\$2,672.15	\$4,591.79
MTED - Trans Subs	HOSENSACK SUB	35210 - Structures, Improvements	Fence	\$7,285.28	\$6,196.18	\$1,089.10
MTED - Trans Subs	HOSENSACK SUB	35210 - Structures, Improvements	Building	\$7,581.28	\$2,399.91	\$5,181.37
MTED - Trans Subs	HOSENSACK SUB	35210 - Structures, Improvements	Building	\$11,340.58	\$7,376.21	\$3,964.37
MTED - Trans Subs	HOSENSACK SUB	35210 - Structures, Improvements	Building	\$11,835.39	\$7,518.45	\$4,316.94
MTED - Trans Subs	HOSENSACK SUB	35210 - Structures, Improvements	Railroad Track System	\$12,530.11	\$10,656.95	\$1,873.16

Major Location	Asset Location	Utility Account	Asset Retirement Unit	Book Cost	Allocated Reserve	Net Book Value
MTED - Trans Subs	HOSENSACK SUB	35210 - Structures, Improvements	Fence	\$14,879.35	\$7,906.09	\$6,973.26
MTED - Trans Subs	HOSENSACK SUB	35210 - Structures, Improvements	Driveways, Parking, Roads and Walks	\$21,258.30	\$18,080.34	\$3,177.96
MTED - Trans Subs	HOSENSACK SUB	35210 - Structures, Improvements	Site Improvements	\$23,820.02	\$20,259.10	\$3,560.92
	HOSENSACK SUB Total			\$142,064.18	\$97,869.68	\$44,194.50
MTED - Trans Subs	HUNTERSTOWN SUB	35210 - Structures, Improvements	Site Improvements	\$203.66	\$117.16	\$86.50
MTED - Trans Subs	HUNTERSTOWN SUB	35210 - Structures, Improvements	Site Improvements	\$342.38	\$202.04	\$140.34
MTED - Trans Subs	HUNTERSTOWN SUB	35210 - Structures, Improvements	Driveways, Parking, Roads and Walks	\$668.20	\$394.30	\$273.90
MTED - Trans Subs	HUNTERSTOWN SUB	35210 - Structures, Improvements	Fence	\$1,155.53	\$532.65	\$622.88
MTED - Trans Subs	HUNTERSTOWN SUB	35210 - Structures, Improvements	Site Improvements	\$2,126.73	\$1,286.84	\$839.89
MTED - Trans Subs	HUNTERSTOWN SUB	35210 - Structures, Improvements	Building	\$3,844.38	\$1,315.21	\$2,529.17
MTED - Trans Subs	HUNTERSTOWN SUB	35210 - Structures, Improvements	Fence	\$5,347.58	\$3,235.73	\$2,111.85
MTED - Trans Subs	HUNTERSTOWN SUB	35210 - Structures, Improvements	Building	\$5,428.24	\$2,067.34	\$3,360.90
MTED - Trans Subs	HUNTERSTOWN SUB	35210 - Structures, Improvements	Building	\$6,093.03	\$2,400.18	\$3,692.85
MTED - Trans Subs	HUNTERSTOWN SUB	35210 - Structures, Improvements	Building	\$13,680.98	\$8,278.13	\$5,402.85
MTED - Trans Subs	HUNTERSTOWN SUB	35210 - Structures, Improvements	Fence	\$42,001.14	\$13,295.74	\$28,705.40
MTED - Trans Subs	HUNTERSTOWN SUB	35210 - Structures, Improvements	Driveways, Parking, Roads and Walks	\$63,001.72	\$19,943.61	\$43,058.11
MTED - Trans Subs	HUNTERSTOWN SUB	35210 - Structures, Improvements	Fence	\$73,860.43	\$30,068.07	\$43,792.36
MTED - Trans Subs	HUNTERSTOWN SUB	35210 - Structures, Improvements	Driveways, Parking, Roads and Walks	\$119,029.28	\$72,022.55	\$47,006.73
MTED - Trans Subs	HUNTERSTOWN SUB	35210 - Structures, Improvements	Driveways, Parking, Roads and Walks	\$184,370.54	\$75,055.95	\$109,314.59
MTED - Trans Subs	HUNTERSTOWN SUB	35210 - Structures, Improvements	Driveways, Parking, Roads and Walks	\$318,309.76	\$125,389.22	\$192,920.54
MTED - Trans Subs	HUNTERSTOWN SUB	35210 - Structures, Improvements	Building	\$388,231.40	\$158,046.28	\$230,185.12
	HUNTERSTOWN SUB Total			\$1,227,694.98	\$513,651.00	\$714,043.98
MTED - Trans Subs	JACKSON SUB	35210 - Structures, Improvements	Driveways, Parking, Roads and Walks	\$62.24	\$41.43	\$20.81
MTED - Trans Subs	JACKSON SUB	35210 - Structures, Improvements	Yard range & protective lighting	\$162.81	\$113.31	\$49.50
MTED - Trans Subs	JACKSON SUB	35210 - Structures, Improvements	Yard range & protective lighting	\$166.70	\$121.04	\$45.66
MTED - Trans Subs	JACKSON SUB	35210 - Structures, Improvements	Yard range & protective lighting	\$197.96	\$155.28	\$42.68
MTED - Trans Subs	JACKSON SUB	35210 - Structures, Improvements	Yard range & protective lighting	\$330.40	\$276.91	\$53.49
MTED - Trans Subs	JACKSON SUB	35210 - Structures, Improvements	Building	\$332.55	\$201.22	\$131.33
MTED - Trans Subs	JACKSON SUB	35210 - Structures, Improvements	Gas or Oil Supply System	\$565.03	\$376.10	\$188.93
MTED - Trans Subs	JACKSON SUB	35210 - Structures, Improvements	Driveways, Parking, Roads and Walks	\$602.09	\$355.30	\$246.79
MTED - Trans Subs	JACKSON SUB	35210 - Structures, Improvements	Building	\$1,184.99	\$788.76	\$396.23
MTED - Trans Subs	JACKSON SUB	35210 - Structures, Improvements	Building	\$1,490.23	\$857.23	\$633.00
MTED - Trans Subs	JACKSON SUB	35210 - Structures, Improvements	Yard Drainage System	\$1,553.44	\$1,301.95	\$251.49
MTED - Trans Subs	JACKSON SUB	35210 - Structures, Improvements	Yard Drainage System	\$1,576.20	\$1,144.46	\$431.74
MTED - Trans Subs	JACKSON SUB	35210 - Structures, Improvements	Building	\$1,880.14	\$716.05	\$1,164.09
MTED - Trans Subs	JACKSON SUB	35210 - Structures, Improvements	Site Improvements	\$1,975.18	\$1,655.41	\$319.77
MTED - Trans Subs	JACKSON SUB	35210 - Structures, Improvements	Building	\$2,899.76	\$992.05	\$1,907.71
MTED - Trans Subs	JACKSON SUB	35210 - Structures, Improvements	Fence	\$2,983.44	\$1,716.17	\$1,267.27
MTED - Trans Subs	JACKSON SUB	35210 - Structures, Improvements	Fence	\$3,053.55	\$2,559.21	\$494.34
MTED - Trans Subs	JACKSON SUB	35210 - Structures, Improvements	Driveways, Parking, Roads and Walks	\$3,234.83	\$2,537.45	\$697.38
MTED - Trans Subs	JACKSON SUB	35210 - Structures, Improvements	Building	\$3,614.79	\$2,133.11	\$1,481.68
MTED - Trans Subs	JACKSON SUB	35210 - Structures, Improvements	Building	\$3,783.19	\$2,746.92	\$1,036.27
MTED - Trans Subs	JACKSON SUB	35210 - Structures, Improvements	Site Improvements	\$3,785.01	\$2,748.23	\$1,036.78
MTED - Trans Subs	JACKSON SUB	35210 - Structures, Improvements	Building	\$4,583.49	\$3,841.47	\$742.02
MTED - Trans Subs	JACKSON SUB	35210 - Structures, Improvements	Fence	\$4,969.97	\$3,608.62	\$1,361.35
MTED - Trans Subs	JACKSON SUB	35210 - Structures, Improvements	Driveways, Parking, Roads and Walks	\$13,383.63	\$7,698.72	\$5,684.91
MTED - Trans Subs	JACKSON SUB	35210 - Structures, Improvements	Driveways, Parking, Roads and Walks	\$13,957.26	\$11,697.71	\$2,259.55

Major Location	Asset Location	Utility Account	Asset Retirement Unit	Book Cost	Allocated Reserve	Net Book Value
MTED - Trans Subs	JACKSON SUB	35210 - Structures, Improvements	Building	\$14,798.86	\$6,221.02	\$8,577.84
MTED - Trans Subs	JACKSON SUB	35210 - Structures, Improvements	Building	\$16,027.86	\$6,952.42	\$9,075.44
MTED - Trans Subs	JACKSON SUB	35210 - Structures, Improvements	Driveways, Parking, Roads and Walks	\$26,359.64	\$19,139.30	\$7,220.34
	JACKSON SUB Total			\$129,515.24	\$82,696.84	\$46,818.40
MTED - TL 500KV	JUNIATA to ALBERTS (5009)	35210 - Structures, Improvements	Foundation - Equipment	\$681,811.78	\$39,042.58	\$642,769.20
	JUNIATA to ALBERTS (5009) Total			\$681,811.78	\$39,042.58	\$642,769.20
MTED - SUB-TRANS SUBS	KUTZTOWN SUB	35210 - Structures, Improvements	Non-Unitized	\$105.60	\$4.37	\$101.23
MTED - SUB-TRANS SUBS	KUTZTOWN SUB	35210 - Structures, Improvements	Fence	\$2,175.07	\$1,217.42	\$957.65
MTED - SUB-TRANS SUBS	KUTZTOWN SUB	35210 - Structures, Improvements	Driveways, Parking, Roads and Walks	\$5,838.67	\$3,268.00	\$2,570.67
	KUTZTOWN SUB Total			\$8,119.34	\$4,489.79	\$3,629.55
MTED - SUB-TRANS SUBS	LUCENT SUB	35210 - Structures, Improvements	Yard range & protective lighting	\$379.33	\$241.18	\$138.15
MTED - SUB-TRANS SUBS	LUCENT SUB	35210 - Structures, Improvements	Yard range & protective lighting	\$423.99	\$256.52	\$167.47
MTED - SUB-TRANS SUBS	LUCENT SUB	35210 - Structures, Improvements	Potable Water Supply System	\$565.86	\$333.73	\$232.13
MTED - SUB-TRANS SUBS	LUCENT SUB	35210 - Structures, Improvements	Fence	\$1,622.16	\$981.41	\$640.75
MTED - SUB-TRANS SUBS	LUCENT SUB	35210 - Structures, Improvements	Fence	\$2,151.79	\$1,368.08	\$783.71
MTED - SUB-TRANS SUBS	LUCENT SUB	35210 - Structures, Improvements	Building	\$5,971.19	\$3,796.39	\$2,174.80
	LUCENT SUB Total			\$11,114.32	\$6,977.31	\$4,137.01
MTED - Trans Subs	LYONS SUB	35210 - Structures, Improvements	Yard range & protective lighting	\$6.85	\$5.07	\$1.78
MTED - Trans Subs	LYONS SUB	35210 - Structures, Improvements	Yard range & protective lighting	\$46.30	\$30.12	\$16.18
MTED - Trans Subs	LYONS SUB	35210 - Structures, Improvements	Yard range & protective lighting	\$142.75	\$88.52	\$54.23
MTED - Trans Subs	LYONS SUB	35210 - Structures, Improvements	Yard range & protective lighting	\$165.92	\$115.47	\$50.45
MTED - Trans Subs	LYONS SUB	35210 - Structures, Improvements	Driveways, Parking, Roads and Walks	\$351.12	\$320.80	\$30.32
MTED - Trans Subs	LYONS SUB	35210 - Structures, Improvements	Building	\$377.21	\$195.02	\$182.19
MTED - Trans Subs	LYONS SUB	35210 - Structures, Improvements	Building	\$551.71	\$181.68	\$370.03
MTED - Trans Subs	LYONS SUB	35210 - Structures, Improvements	Site Improvements	\$619.30	\$458.87	\$160.43
MTED - Trans Subs	LYONS SUB	35210 - Structures, Improvements	Fence	\$696.40	\$484.68	\$211.72
MTED - Trans Subs	LYONS SUB	35210 - Structures, Improvements	Yard range & protective lighting	\$742.90	\$302.43	\$440.47
MTED - Trans Subs	LYONS SUB	35210 - Structures, Improvements	Fence	\$903.66	\$825.63	\$78.03
MTED - Trans Subs	LYONS SUB	35210 - Structures, Improvements	Yard range & protective lighting	\$988.43	\$903.07	\$85.36
MTED - Trans Subs	LYONS SUB	35210 - Structures, Improvements	Site Improvements	\$1,206.87	\$1,102.65	\$104.22
MTED - Trans Subs	LYONS SUB	35210 - Structures, Improvements	Driveways, Parking, Roads and Walks	\$2,125.44	\$1,479.25	\$646.19
MTED - Trans Subs	LYONS SUB	35210 - Structures, Improvements	Site Improvements	\$2,158.13	\$1,209.59	\$948.54
MTED - Trans Subs	LYONS SUB	35210 - Structures, Improvements	Site Improvements	\$2,410.79	\$1,495.01	\$915.78
MTED - Trans Subs	LYONS SUB	35210 - Structures, Improvements	Site Improvements	\$2,625.11	\$1,588.40	\$1,036.71
MTED - Trans Subs	LYONS SUB	35210 - Structures, Improvements	Driveways, Parking, Roads and Walks	\$4,948.00	\$3,592.66	\$1,355.34
MTED - Trans Subs	LYONS SUB	35210 - Structures, Improvements	Building	\$5,521.16	\$3,842.57	\$1,678.59
MTED - Trans Subs	LYONS SUB	35210 - Structures, Improvements	Fence	\$8,668.24	\$5,375.44	\$3,292.80
MTED - Trans Subs	LYONS SUB	35210 - Structures, Improvements	Building	\$16,370.21	\$6,664.19	\$9,706.02
MTED - Trans Subs	LYONS SUB	35210 - Structures, Improvements	Driveways, Parking, Roads and Walks	\$18,221.96	\$7,418.03	\$10,803.93
MTED - Trans Subs	LYONS SUB	35210 - Structures, Improvements	Driveways, Parking, Roads and Walks	\$65,380.50	\$40,544.43	\$24,836.07
	LYONS SUB Total			\$135,228.96	\$78,223.59	\$57,005.37
MTED - Trans Subs	MIDDLETOWN JCT SUB	35210 - Structures, Improvements	Yard range & protective lighting	\$29.36	\$19.99	\$9.37
MTED - Trans Subs	MIDDLETOWN JCT SUB	35210 - Structures, Improvements	Stores Equipment	\$63.17	\$45.86	\$17.31
MTED - Trans Subs	MIDDLETOWN JCT SUB	35210 - Structures, Improvements	Modular Office or Room System	\$88.86	\$65.84	\$23.02
MTED - Trans Subs	MIDDLETOWN JCT SUB	35210 - Structures, Improvements	Yard range & protective lighting	\$135.33	\$115.10	\$20.23
MTED - Trans Subs	MIDDLETOWN JCT SUB	35210 - Structures, Improvements	Lighting/Power System	\$180.75	\$114.82	\$65.93
MTED - Trans Subs	MIDDLETOWN JCT SUB	35210 - Structures, Improvements	Yard range & protective lighting	\$208.32	\$151.26	\$57.06

Major Location	Asset Location	Utility Account	Asset Retirement Unit	Book Cost	Allocated Reserve	Net Book Value
MTED - Trans Subs	MIDDLETOWN JCT SUB	35210 - Structures, Improvements	Potable Water Supply System	\$294.80	\$108.44	\$186.36
MTED - Trans Subs	MIDDLETOWN JCT SUB	35210 - Structures, Improvements	Yard range & protective lighting	\$321.17	\$208.89	\$112.28
MTED - Trans Subs	MIDDLETOWN JCT SUB	35210 - Structures, Improvements	Gas or Oil Supply System	\$503.23	\$319.68	\$183.55
MTED - Trans Subs	MIDDLETOWN JCT SUB	35210 - Structures, Improvements	Building	\$874.68	\$503.14	\$371.54
MTED - Trans Subs	MIDDLETOWN JCT SUB	35210 - Structures, Improvements	Potable Water Supply System	\$1,535.13	\$928.88	\$606.25
MTED - Trans Subs	MIDDLETOWN JCT SUB	35210 - Structures, Improvements	HVAC	\$2,014.69	\$1,371.62	\$643.07
MTED - Trans Subs	MIDDLETOWN JCT SUB	35210 - Structures, Improvements	Potable Water Supply System	\$2,128.73	\$1,810.50	\$318.23
MTED - Trans Subs	MIDDLETOWN JCT SUB	35210 - Structures, Improvements	HVAC	\$2,554.21	\$1,357.17	\$1,197.04
MTED - Trans Subs	MIDDLETOWN JCT SUB	35210 - Structures, Improvements	Fence	\$2,999.11	\$2,177.61	\$821.50
MTED - Trans Subs	MIDDLETOWN JCT SUB	35210 - Structures, Improvements	Lighting/Power System	\$3,212.57	\$2,732.32	\$480.25
MTED - Trans Subs	MIDDLETOWN JCT SUB	35210 - Structures, Improvements	Driveways, Parking, Roads and Walks	\$3,583.60	\$2,222.30	\$1,361.30
MTED - Trans Subs	MIDDLETOWN JCT SUB	35210 - Structures, Improvements	Fence	\$3,664.53	\$2,272.49	\$1,392.04
MTED - Trans Subs	MIDDLETOWN JCT SUB	35210 - Structures, Improvements	Yard range & protective lighting	\$3,843.20	\$1,986.87	\$1,856.33
MTED - Trans Subs	MIDDLETOWN JCT SUB	35210 - Structures, Improvements	Building	\$4,143.41	\$2,142.08	\$2,001.33
MTED - Trans Subs	MIDDLETOWN JCT SUB	35210 - Structures, Improvements	Spill and Leakage System	\$4,621.28	\$3,930.43	\$690.85
MTED - Trans Subs	MIDDLETOWN JCT SUB	35210 - Structures, Improvements	Yard Drainage System	\$6,836.22	\$5,814.25	\$1,021.97
MTED - Trans Subs	MIDDLETOWN JCT SUB	35210 - Structures, Improvements	Fence	\$7,630.25	\$6,489.58	\$1,140.67
MTED - Trans Subs	MIDDLETOWN JCT SUB	35210 - Structures, Improvements	Pump	\$8,192.52	\$1,858.21	\$6,334.31
MTED - Trans Subs	MIDDLETOWN JCT SUB	35210 - Structures, Improvements	Yard range & protective lighting	\$10,897.54	\$4,436.31	\$6,461.23
MTED - Trans Subs	MIDDLETOWN JCT SUB	35210 - Structures, Improvements	Building	\$14,953.17	\$6,087.33	\$8,865.84
MTED - Trans Subs	MIDDLETOWN JCT SUB	35210 - Structures, Improvements	Driveways, Parking, Roads and Walks	\$25,398.57	\$18,441.49	\$6,957.08
MTED - Trans Subs	MIDDLETOWN JCT SUB	35210 - Structures, Improvements	HVAC	\$25,550.41	\$15,844.58	\$9,705.83
MTED - Trans Subs	MIDDLETOWN JCT SUB	35210 - Structures, Improvements	Building	\$28,626.23	\$24,346.82	\$4,279.41
MTED - Trans Subs	MIDDLETOWN JCT SUB	35210 - Structures, Improvements	Yard Drainage System	\$31,407.26	\$13,623.55	\$17,783.71
MTED - Trans Subs	MIDDLETOWN JCT SUB	35210 - Structures, Improvements	Railroad Track System	\$32,542.88	\$27,677.95	\$4,864.93
MTED - Trans Subs	MIDDLETOWN JCT SUB	35210 - Structures, Improvements	Railroad Track System	\$34,007.84	\$13,844.35	\$20,163.49
MTED - Trans Subs	MIDDLETOWN JCT SUB	35210 - Structures, Improvements	Building	\$36,188.91	\$22,441.84	\$13,747.07
MTED - Trans Subs	MIDDLETOWN JCT SUB	35210 - Structures, Improvements	Gas or Oil Supply System	\$63,785.13	\$25,966.47	\$37,818.66
MTED - Trans Subs	MIDDLETOWN JCT SUB	35210 - Structures, Improvements	Driveways, Parking, Roads and Walks	\$118,956.22	\$101,173.12	\$17,783.10
	MIDDLETOWN JCT SUB Total			\$481,973.28	\$312,631.15	\$169,342.13
MTED - Trans Subs	MIDDLETOWN SUB	35210 - Structures, Improvements	Yard range & protective lighting	\$89.08	\$67.32	\$21.76
MTED - Trans Subs	MIDDLETOWN SUB	35210 - Structures, Improvements	Yard range & protective lighting	\$114.70	\$102.65	\$12.05
MTED - Trans Subs	MIDDLETOWN SUB	35210 - Structures, Improvements	HVAC	\$123.44	\$119.95	\$3.49
MTED - Trans Subs	MIDDLETOWN SUB	35210 - Structures, Improvements	Lighting/Power System	\$275.69	\$267.91	\$7.78
MTED - Trans Subs	MIDDLETOWN SUB	35210 - Structures, Improvements	Potable Water Supply System	\$576.54	\$560.28	\$16.26
MTED - Trans Subs	MIDDLETOWN SUB	35210 - Structures, Improvements	Yard range & protective lighting	\$751.06	\$729.88	\$21.18
MTED - Trans Subs	MIDDLETOWN SUB	35210 - Structures, Improvements	Yard range & protective lighting	\$885.77	\$470.65	\$415.12
MTED - Trans Subs	MIDDLETOWN SUB	35210 - Structures, Improvements	Yard range & protective lighting	\$3,240.72	\$3,077.98	\$162.74
MTED - Trans Subs	MIDDLETOWN SUB	35210 - Structures, Improvements	Building	\$3,721.25	\$3,616.30	\$104.95
MTED - Trans Subs	MIDDLETOWN SUB	35210 - Structures, Improvements	Driveways, Parking, Roads and Walks	\$18,659.86	\$17,722.82	\$937.04
MTED - Trans Subs	MIDDLETOWN SUB	35210 - Structures, Improvements	Fence	\$48,866.75	\$2,021.83	\$46,844.92
	MIDDLETOWN SUB Total			\$77,304.86	\$28,757.56	\$48,547.30
MTED - SUB-TRANS SUBS	MILLARDS QUARRY SUB	35210 - Structures, Improvements	Fence	\$2,973.41	\$1,844.54	\$1,128.87
MTED - SUB-TRANS SUBS	MILLARDS QUARRY SUB	35210 - Structures, Improvements	Driveways, Parking, Roads and Walks	\$6,282.59	\$3,897.38	\$2,385.21
	MILLARDS QUARRY SUB Total			\$9,256.00	\$5,741.92	\$3,514.08
MTED - Unspecified	MTED - Unspecified	35210 - Structures, Improvements	Unspecified Transfers	(\$103,520.18)	(\$62,638.26)	(\$40,881.92)
MTED - Unspecified	MTED - Unspecified	35210 - Structures, Improvements	Unspecified Transfers	\$522.06	\$151.96	\$370.10

Major Location	Asset Location	Utility Account	Asset Retirement Unit	Book Cost	Allocated Reserve	Net Book Value
MTED - Unspecified	MTED - Unspecified	35210 - Structures, Improvements	Building	\$856.48	\$148.73	\$707.75
MTED - Unspecified	MTED - Unspecified	35210 - Structures, Improvements	Building	\$2,073.60	\$577.12	\$1,496.48
MTED - Unspecified	MTED - Unspecified	35210 - Structures, Improvements	Building	\$2,562.14	\$581.14	\$1,981.00
MTED - Unspecified	MTED - Unspecified	35210 - Structures, Improvements	Unspecified Transfers	\$4,008.60	\$961.27	\$3,047.33
MTED - Unspecified	MTED - Unspecified	35210 - Structures, Improvements	Building	\$78,388.42	\$15,718.24	\$62,670.18
MTED - Unspecified	MTED - Unspecified	35210 - Structures, Improvements	Superstructure	\$81,579.79	\$50,590.10	\$30,989.69
MTED - Unspecified	MTED - Unspecified	35210 - Structures, Improvements	Unspecified	\$350,814.36	\$14,514.69	\$336,299.67
	MTED - Unspecified Total			\$417,285.27	\$20,605.00	\$396,680.27
MTED - Trans Subs	NORTH BOYERTOWN SUB	35210 - Structures, Improvements	Yard range & protective lighting	\$44.69	\$29.07	\$15.62
MTED - Trans Subs	NORTH BOYERTOWN SUB	35210 - Structures, Improvements	Building	\$646.76	\$334.37	\$312.39
MTED - Trans Subs	NORTH BOYERTOWN SUB	35210 - Structures, Improvements	Building	\$706.79	\$232.76	\$474.03
MTED - Trans Subs	NORTH BOYERTOWN SUB	35210 - Structures, Improvements	Fence	\$841.68	\$298.76	\$542.92
MTED - Trans Subs	NORTH BOYERTOWN SUB	35210 - Structures, Improvements	Site Improvements	\$883.94	\$548.15	\$335.79
MTED - Trans Subs	NORTH BOYERTOWN SUB	35210 - Structures, Improvements	Building	\$1,154.01	\$733.08	\$420.93
MTED - Trans Subs	NORTH BOYERTOWN SUB	35210 - Structures, Improvements	Fence	\$6,357.72	\$4,135.23	\$2,222.49
MTED - Trans Subs	NORTH BOYERTOWN SUB	35210 - Structures, Improvements	Building	\$9,461.63	\$6,154.09	\$3,307.54
MTED - Trans Subs	NORTH BOYERTOWN SUB	35210 - Structures, Improvements	Site Improvements	\$14,112.81	\$9,179.34	\$4,933.47
MTED - Trans Subs	NORTH BOYERTOWN SUB	35210 - Structures, Improvements	Driveways, Parking, Roads and Walks	\$23,865.00	\$15,522.42	\$8,342.58
MTED - Trans Subs	NORTH BOYERTOWN SUB	35210 - Structures, Improvements	Driveways, Parking, Roads and Walks	\$27,257.85	\$17,315.58	\$9,942.27
	NORTH BOYERTOWN SUB Total			\$85,332.88	\$54,482.85	\$30,850.03
MTED - Trans Subs	NORTH HERSHEY SUB	35210 - Structures, Improvements	Building	\$194.78	\$74.18	\$120.60
MTED - Trans Subs	NORTH HERSHEY SUB	35210 - Structures, Improvements	Building	\$390.66	\$153.89	\$236.77
MTED - Trans Subs	NORTH HERSHEY SUB	35210 - Structures, Improvements	Site Improvements	\$11,119.71	\$6,396.43	\$4,723.28
MTED - Trans Subs	NORTH HERSHEY SUB	35210 - Structures, Improvements	Fence	\$13,514.63	\$7,774.07	\$5,740.56
MTED - Trans Subs	NORTH HERSHEY SUB	35210 - Structures, Improvements	Building	\$20,891.39	\$12,017.44	\$8,873.95
MTED - Trans Subs	NORTH HERSHEY SUB	35210 - Structures, Improvements	Driveways, Parking, Roads and Walks	\$131,659.29	\$75,734.92	\$55,924.37
	NORTH HERSHEY SUB Total			\$177,770.46	\$102,150.94	\$75,619.52
MTED - Trans Subs	NORTH LEBANON SUB	35210 - Structures, Improvements	Building	\$809.34	\$318.82	\$490.52
MTED - Trans Subs	NORTH LEBANON SUB	35210 - Structures, Improvements	Fence	\$1,742.74	\$732.60	\$1,010.14
MTED - Trans Subs	NORTH LEBANON SUB	35210 - Structures, Improvements	Site Improvements	\$8,140.61	\$5,171.34	\$2,969.27
MTED - Trans Subs	NORTH LEBANON SUB	35210 - Structures, Improvements	Fence	\$10,408.57	\$6,612.05	\$3,796.52
MTED - Trans Subs	NORTH LEBANON SUB	35210 - Structures, Improvements	Building	\$19,856.97	\$12,614.16	\$7,242.81
MTED - Trans Subs	NORTH LEBANON SUB	35210 - Structures, Improvements	Driveways, Parking, Roads and Walks	\$56,877.12	\$36,131.25	\$20,745.87
	NORTH LEBANON SUB Total			\$97,835.35	\$61,580.21	\$36,255.14
MTED - Trans Subs	NORTH TEMPLE SUB	35210 - Structures, Improvements	Yard range & protective lighting	\$79.95	\$54.43	\$25.52
MTED - Trans Subs	NORTH TEMPLE SUB	35210 - Structures, Improvements	Building	\$175.22	\$108.66	\$66.56
MTED - Trans Subs	NORTH TEMPLE SUB	35210 - Structures, Improvements	Driveways, Parking, Roads and Walks	\$255.26	\$150.63	\$104.63
MTED - Trans Subs	NORTH TEMPLE SUB	35210 - Structures, Improvements	Yard range & protective lighting	\$258.64	\$213.45	\$45.19
MTED - Trans Subs	NORTH TEMPLE SUB	35210 - Structures, Improvements	Fence	\$377.53	\$222.78	\$154.75
MTED - Trans Subs	NORTH TEMPLE SUB	35210 - Structures, Improvements	Site Improvements	\$443.29	\$151.65	\$291.64
MTED - Trans Subs	NORTH TEMPLE SUB	35210 - Structures, Improvements	Site Improvements	\$530.26	\$344.89	\$185.37
MTED - Trans Subs	NORTH TEMPLE SUB	35210 - Structures, Improvements	Building	\$1,154.92	\$336.17	\$818.75
MTED - Trans Subs	NORTH TEMPLE SUB	35210 - Structures, Improvements	Fence	\$1,896.72	\$1,233.67	\$663.05
MTED - Trans Subs	NORTH TEMPLE SUB	35210 - Structures, Improvements	Fence	\$2,272.85	\$1,904.90	\$367.95
MTED - Trans Subs	NORTH TEMPLE SUB	35210 - Structures, Improvements	Site Improvements	\$3,000.85	\$2,043.00	\$957.85
MTED - Trans Subs	NORTH TEMPLE SUB	35210 - Structures, Improvements	Driveways, Parking, Roads and Walks	\$4,649.97	\$3,775.86	\$874.11
MTED - Trans Subs	NORTH TEMPLE SUB	35210 - Structures, Improvements	Building	\$4,754.92	\$3,985.15	\$769.77

Major Location	Asset Location	Utility Account	Asset Retirement Unit	Book Cost	Allocated Reserve	Net Book Value
MTED - Trans Subs	NORTH TEMPLE SUB	35210 - Structures, Improvements	Fence	\$4,758.45	\$3,239.59	\$1,518.86
MTED - Trans Subs	NORTH TEMPLE SUB	35210 - Structures, Improvements	Building	\$4,862.06	\$3,310.13	\$1,551.93
MTED - Trans Subs	NORTH TEMPLE SUB	35210 - Structures, Improvements	Building	\$5,205.80	\$1,714.36	\$3,491.44
MTED - Trans Subs	NORTH TEMPLE SUB	35210 - Structures, Improvements	Building	\$5,778.60	\$2,200.78	\$3,577.82
MTED - Trans Subs	NORTH TEMPLE SUB	35210 - Structures, Improvements	Driveways, Parking, Roads and Walks	\$7,714.05	\$6,465.22	\$1,248.83
MTED - Trans Subs	NORTH TEMPLE SUB	35210 - Structures, Improvements	Driveways, Parking, Roads and Walks	\$10,804.27	\$7,027.38	\$3,776.89
MTED - Trans Subs	NORTH TEMPLE SUB	35210 - Structures, Improvements	Building	\$10,805.59	\$3,835.55	\$6,970.04
MTED - Trans Subs	NORTH TEMPLE SUB	35210 - Structures, Improvements	Driveways, Parking, Roads and Walks	\$16,210.49	\$5,545.84	\$10,664.65
MTED - Trans Subs	NORTH TEMPLE SUB	35210 - Structures, Improvements	Driveways, Parking, Roads and Walks	\$31,877.21	\$21,702.28	\$10,174.93
MTED - Trans Subs	NORTH TEMPLE SUB	35210 - Structures, Improvements	Building	\$100,115.13	\$36,828.95	\$63,286.18
MTED - Trans Subs	NORTH TEMPLE SUB	35210 - Structures, Improvements	Building	\$159,961.54	\$54,725.08	\$105,236.46
	NORTH TEMPLE SUB Total			\$377,943.57	\$161,120.42	\$216,823.15
MTED - Trans Subs	NORTHWOOD SUB	35210 - Structures, Improvements	Non-Unitized	\$2.39	\$0.06	\$2.33
MTED - Trans Subs	NORTHWOOD SUB	35210 - Structures, Improvements	Yard range & protective lighting	\$81.99	\$67.66	\$14.33
MTED - Trans Subs	NORTHWOOD SUB	35210 - Structures, Improvements	Building	\$177.20	\$164.79	\$12.41
MTED - Trans Subs	NORTHWOOD SUB	35210 - Structures, Improvements	Building	\$269.49	\$159.02	\$110.47
MTED - Trans Subs	NORTHWOOD SUB	35210 - Structures, Improvements	Driveways, Parking, Roads and Walks	\$331.95	\$186.05	\$145.90
MTED - Trans Subs	NORTHWOOD SUB	35210 - Structures, Improvements	Building	\$420.49	\$235.68	\$184.81
MTED - Trans Subs	NORTHWOOD SUB	35210 - Structures, Improvements	Yard range & protective lighting	\$607.71	\$367.72	\$239.99
MTED - Trans Subs	NORTHWOOD SUB	35210 - Structures, Improvements	Building	\$656.68	\$358.45	\$298.23
MTED - Trans Subs	NORTHWOOD SUB	35210 - Structures, Improvements	Driveways, Parking, Roads and Walks	\$808.83	\$418.15	\$390.68
MTED - Trans Subs	NORTHWOOD SUB	35210 - Structures, Improvements	Building	\$899.96	\$331.06	\$568.90
MTED - Trans Subs	NORTHWOOD SUB	35210 - Structures, Improvements	Yard range & protective lighting	\$902.98	\$767.99	\$134.99
MTED - Trans Subs	NORTHWOOD SUB	35210 - Structures, Improvements	Fence	\$1,148.83	\$677.93	\$470.90
MTED - Trans Subs	NORTHWOOD SUB	35210 - Structures, Improvements	Building	\$1,680.31	\$868.69	\$811.62
MTED - Trans Subs	NORTHWOOD SUB	35210 - Structures, Improvements	Fence	\$2,049.80	\$1,743.37	\$306.43
MTED - Trans Subs	NORTHWOOD SUB	35210 - Structures, Improvements	Building	\$2,592.86	\$2,205.25	\$387.61
MTED - Trans Subs	NORTHWOOD SUB	35210 - Structures, Improvements	Building	\$3,218.91	\$2,569.90	\$649.01
MTED - Trans Subs	NORTHWOOD SUB	35210 - Structures, Improvements	Fence	\$4,923.31	\$2,979.01	\$1,944.30
MTED - Trans Subs	NORTHWOOD SUB	35210 - Structures, Improvements	Driveways, Parking, Roads and Walks	\$9,308.19	\$5,492.80	\$3,815.39
MTED - Trans Subs	NORTHWOOD SUB	35210 - Structures, Improvements	Driveways, Parking, Roads and Walks	\$9,978.70	\$6,037.94	\$3,940.76
MTED - Trans Subs	NORTHWOOD SUB	35210 - Structures, Improvements	Site Improvements	\$10,681.55	\$9,084.74	\$1,596.81
MTED - Trans Subs	NORTHWOOD SUB	35210 - Structures, Improvements	Building	\$11,640.73	\$7,043.60	\$4,597.13
MTED - Trans Subs	NORTHWOOD SUB	35210 - Structures, Improvements	Driveways, Parking, Roads and Walks	\$13,018.87	\$11,072.65	\$1,946.22
MTED - Trans Subs	NORTHWOOD SUB	35210 - Structures, Improvements	Building	\$13,175.38	\$8,369.68	\$4,805.70
MTED - Trans Subs	NORTHWOOD SUB	35210 - Structures, Improvements	Site Improvements	\$15,004.68	\$5,519.71	\$9,484.97
MTED - Trans Subs	NORTHWOOD SUB	35210 - Structures, Improvements	Site Improvements	\$22,978.64	\$7,274.05	\$15,704.59
	NORTHWOOD SUB Total			\$126,560.43	\$73,995.96	\$52,564.47
MTED - SUB-TRANS SUBS	PITTSBURGH PLATE GLASS SUB	35210 - Structures, Improvements	Yard range & protective lighting	\$42.60	\$24.48	\$18.12
MTED - SUB-TRANS SUBS	PITTSBURGH PLATE GLASS SUB	35210 - Structures, Improvements	Fence	\$1,471.70	\$845.75	\$625.95
MTED - SUB-TRANS SUBS	PITTSBURGH PLATE GLASS SUB	35210 - Structures, Improvements	Driveways, Parking, Roads and Walks	\$3,872.91	\$2,225.65	\$1,647.26
	PITTSBURGH PLATE GLASS SUB Total			\$5,387.21	\$3,095.88	\$2,291.33
MTED - Trans Subs	PORTLAND SUB	35210 - Structures, Improvements	Gas or Oil Supply System	\$171.24	\$134.33	\$36.91
MTED - Trans Subs	PORTLAND SUB	35210 - Structures, Improvements	Potable Water Supply System	\$392.69	\$313.52	\$79.17
MTED - Trans Subs	PORTLAND SUB	35210 - Structures, Improvements	Stores Equipment	\$726.00	\$537.93	\$188.07
MTED - Trans Subs	PORTLAND SUB	35210 - Structures, Improvements	HVAC	\$2,122.25	\$1,694.35	\$427.90
MTED - Trans Subs	PORTLAND SUB	35210 - Structures, Improvements	Lighting/Power System	\$3,181.90	\$2,540.35	\$641.55

Major Location	Asset Location	Utility Account	Asset Retirement Unit	Book Cost	Allocated Reserve	Net Book Value
MTED - Trans Subs	PORTLAND SUB	35210 - Structures, Improvements	Fence	\$9,905.25	\$7,339.33	\$2,565.92
MTED - Trans Subs	PORTLAND SUB	35210 - Structures, Improvements	Site Improvements	\$13,741.88	\$3,999.91	\$9,741.97
MTED - Trans Subs	PORTLAND SUB	35210 - Structures, Improvements	Fence	\$17,523.07	\$5,100.51	\$12,422.56
MTED - Trans Subs	PORTLAND SUB	35210 - Structures, Improvements	Building	\$19,248.62	\$15,367.61	\$3,881.01
MTED - Trans Subs	PORTLAND SUB	35210 - Structures, Improvements	Driveways, Parking, Roads and Walks	\$21,572.70	\$15,984.36	\$5,588.34
MTED - Trans Subs	PORTLAND SUB	35210 - Structures, Improvements	Gas or Oil Supply System	\$27,381.04	\$21,860.34	\$5,520.70
MTED - Trans Subs	PORTLAND SUB	35210 - Structures, Improvements	Building	\$28,436.64	\$8,277.16	\$20,159.48
	PORTLAND SUB Total			\$144,403.28	\$83,149.69	\$61,253.59
MTED - Trans Subs	SMITH ST. SUB	35210 - Structures, Improvements	Yard range & protective lighting	\$52.41	\$50.32	\$2.09
MTED - Trans Subs	SMITH ST. SUB	35210 - Structures, Improvements	Yard range & protective lighting	\$70.89	\$55.61	\$15.28
MTED - Trans Subs	SMITH ST. SUB	35210 - Structures, Improvements	Yard range & protective lighting	\$121.29	\$111.84	\$9.45
MTED - Trans Subs	SMITH ST. SUB	35210 - Structures, Improvements	Yard range & protective lighting	\$238.38	\$151.43	\$86.95
MTED - Trans Subs	SMITH ST. SUB	35210 - Structures, Improvements	Yard range & protective lighting	\$489.73	\$475.92	\$13.81
MTED - Trans Subs	SMITH ST. SUB	35210 - Structures, Improvements	Building	\$840.99	\$446.85	\$394.14
MTED - Trans Subs	SMITH ST. SUB	35210 - Structures, Improvements	Yard range & protective lighting	\$990.80	\$941.04	\$49.76
MTED - Trans Subs	SMITH ST. SUB	35210 - Structures, Improvements	Driveways, Parking, Roads and Walks	\$6,194.51	\$1,960.91	\$4,233.60
MTED - Trans Subs	SMITH ST. SUB	35210 - Structures, Improvements	Site Improvements	\$12,126.91	\$2,431.66	\$9,695.25
MTED - Trans Subs	SMITH ST. SUB	35210 - Structures, Improvements	Building	\$19,374.08	\$11,144.63	\$8,229.45
MTED - Trans Subs	SMITH ST. SUB	35210 - Structures, Improvements	Site Improvements	\$21,347.21	\$4,562.54	\$16,784.67
	SMITH ST. SUB Total			\$61,847.20	\$22,332.76	\$39,514.44
MTED - Trans Subs	SOUTH LEBANON SUB	35210 - Structures, Improvements	Driveways, Parking, Roads and Walks	\$11.97	\$11.49	\$0.48
MTED - Trans Subs	SOUTH LEBANON SUB	35210 - Structures, Improvements	Yard range & protective lighting	\$37.05	\$25.79	\$11.26
MTED - Trans Subs	SOUTH LEBANON SUB	35210 - Structures, Improvements	Stores Equipment	\$124.04	\$120.54	\$3.50
MTED - Trans Subs	SOUTH LEBANON SUB	35210 - Structures, Improvements	Yard range & protective lighting	\$133.85	\$80.99	\$52.86
MTED - Trans Subs	SOUTH LEBANON SUB	35210 - Structures, Improvements	Building	\$194.78	\$74.18	\$120.60
MTED - Trans Subs	SOUTH LEBANON SUB	35210 - Structures, Improvements	Fence	\$199.86	\$164.94	\$34.92
MTED - Trans Subs	SOUTH LEBANON SUB	35210 - Structures, Improvements	Site Improvements	\$211.63	\$205.66	\$5.97
MTED - Trans Subs	SOUTH LEBANON SUB	35210 - Structures, Improvements	Yard range & protective lighting	\$268.64	\$259.10	\$9.54
MTED - Trans Subs	SOUTH LEBANON SUB	35210 - Structures, Improvements	Yard range & protective lighting	\$270.64	\$244.82	\$25.82
MTED - Trans Subs	SOUTH LEBANON SUB	35210 - Structures, Improvements	Yard range & protective lighting	\$333.41	\$206.76	\$126.65
MTED - Trans Subs	SOUTH LEBANON SUB	35210 - Structures, Improvements	Fence	\$419.02	\$407.20	\$11.82
MTED - Trans Subs	SOUTH LEBANON SUB	35210 - Structures, Improvements	Driveways, Parking, Roads and Walks	\$425.29	\$350.98	\$74.31
MTED - Trans Subs	SOUTH LEBANON SUB	35210 - Structures, Improvements	Yard range & protective lighting	\$496.47	\$360.48	\$135.99
MTED - Trans Subs	SOUTH LEBANON SUB	35210 - Structures, Improvements	Building	\$505.34	\$199.06	\$306.28
MTED - Trans Subs	SOUTH LEBANON SUB	35210 - Structures, Improvements	Site Improvements	\$507.76	\$330.26	\$177.50
MTED - Trans Subs	SOUTH LEBANON SUB	35210 - Structures, Improvements	Site Improvements	\$675.41	\$398.57	\$276.84
MTED - Trans Subs	SOUTH LEBANON SUB	35210 - Structures, Improvements	Yard range & protective lighting	\$700.68	\$680.92	\$19.76
MTED - Trans Subs	SOUTH LEBANON SUB	35210 - Structures, Improvements	Driveways, Parking, Roads and Walks	\$956.56	\$922.60	\$33.96
MTED - Trans Subs	SOUTH LEBANON SUB	35210 - Structures, Improvements	Driveways, Parking, Roads and Walks	\$1,059.75	\$1,029.86	\$29.89
MTED - Trans Subs	SOUTH LEBANON SUB	35210 - Structures, Improvements	Potable Water Supply System	\$1,196.19	\$363.42	\$832.77
MTED - Trans Subs	SOUTH LEBANON SUB	35210 - Structures, Improvements	Site Improvements	\$1,353.00	\$758.33	\$594.67
MTED - Trans Subs	SOUTH LEBANON SUB	35210 - Structures, Improvements	Driveways, Parking, Roads and Walks	\$1,779.70	\$1,211.64	\$568.06
MTED - Trans Subs	SOUTH LEBANON SUB	35210 - Structures, Improvements	Driveways, Parking, Roads and Walks	\$2,212.83	\$2,001.73	\$211.10
MTED - Trans Subs	SOUTH LEBANON SUB	35210 - Structures, Improvements	Driveways, Parking, Roads and Walks	\$2,425.40	\$1,577.54	\$847.86
MTED - Trans Subs	SOUTH LEBANON SUB	35210 - Structures, Improvements	Fence	\$2,578.12	\$1,755.21	\$822.91
MTED - Trans Subs	SOUTH LEBANON SUB	35210 - Structures, Improvements	Driveways, Parking, Roads and Walks	\$4,261.38	\$3,094.12	\$1,167.26
MTED - Trans Subs	SOUTH LEBANON SUB	35210 - Structures, Improvements	Fence	\$4,362.05	\$3,167.21	\$1,194.84

Major Location	Asset Location	Utility Account	Asset Retirement Unit	Book Cost	Allocated Reserve	Net Book Value
MTED - Trans Subs	SOUTH LEBANON SUB	35210 - Structures, Improvements	Site Improvements	\$5,012.95	\$3,108.68	\$1,904.27
MTED - Trans Subs	SOUTH LEBANON SUB	35210 - Structures, Improvements	Air Conditioner Unit	\$7,176.60	\$1,533.86	\$5,642.74
MTED - Trans Subs	SOUTH LEBANON SUB	35210 - Structures, Improvements	Fence	\$10,403.46	\$6,451.50	\$3,951.96
MTED - Trans Subs	SOUTH LEBANON SUB	35210 - Structures, Improvements	Building	\$19,101.67	\$11,845.52	\$7,256.15
MTED - Trans Subs	SOUTH LEBANON SUB	35210 - Structures, Improvements	Driveways, Parking, Roads and Walks	\$51,538.77	\$31,960.75	\$19,578.02
MTED - Trans Subs	SOUTH LEBANON SUB	35210 - Structures, Improvements	Building	\$239,438.78	\$81,915.36	\$157,523.42
	SOUTH LEBANON SUB Total			\$360,373.05	\$156,819.05	\$203,554.00
MTED - Trans Subs	SOUTH READING SUB	35210 - Structures, Improvements	Building	\$16.48	\$15.55	\$0.93
MTED - Trans Subs	SOUTH READING SUB	35210 - Structures, Improvements	Lighting/Power System	\$16.98	\$16.22	\$0.76
MTED - Trans Subs	SOUTH READING SUB	35210 - Structures, Improvements	Yard Drainage System	\$38.41	\$37.33	\$1.08
MTED - Trans Subs	SOUTH READING SUB	35210 - Structures, Improvements	Driveways, Parking, Roads and Walks	\$41.42	\$30.69	\$10.73
MTED - Trans Subs	SOUTH READING SUB	35210 - Structures, Improvements	Site Improvements	\$98.21	\$83.53	\$14.68
MTED - Trans Subs	SOUTH READING SUB	35210 - Structures, Improvements	Yard range & protective lighting	\$100.80	\$62.51	\$38.29
MTED - Trans Subs	SOUTH READING SUB	35210 - Structures, Improvements	Yard range & protective lighting	\$122.61	\$117.13	\$5.48
MTED - Trans Subs	SOUTH READING SUB	35210 - Structures, Improvements	Potable Water Supply System	\$155.32	\$87.06	\$68.26
MTED - Trans Subs	SOUTH READING SUB	35210 - Structures, Improvements	Yard Drainage System	\$160.87	\$140.57	\$20.30
MTED - Trans Subs	SOUTH READING SUB	35210 - Structures, Improvements	Yard range & protective lighting	\$191.68	\$169.57	\$22.11
MTED - Trans Subs	SOUTH READING SUB	35210 - Structures, Improvements	Building	\$219.51	\$156.09	\$63.42
MTED - Trans Subs	SOUTH READING SUB	35210 - Structures, Improvements	Yard range & protective lighting	\$241.01	\$160.42	\$80.59
MTED - Trans Subs	SOUTH READING SUB	35210 - Structures, Improvements	Yard range & protective lighting	\$243.74	\$194.60	\$49.14
MTED - Trans Subs	SOUTH READING SUB	35210 - Structures, Improvements	HVAC	\$244.34	\$204.79	\$39.55
MTED - Trans Subs	SOUTH READING SUB	35210 - Structures, Improvements	Yard range & protective lighting	\$253.55	\$180.30	\$73.25
MTED - Trans Subs	SOUTH READING SUB	35210 - Structures, Improvements	Potable Water Supply System	\$259.22	\$184.32	\$74.90
MTED - Trans Subs	SOUTH READING SUB	35210 - Structures, Improvements	Stores Equipment	\$295.59	\$251.40	\$44.19
MTED - Trans Subs	SOUTH READING SUB	35210 - Structures, Improvements	Yard range & protective lighting	\$385.75	\$332.69	\$53.06
MTED - Trans Subs	SOUTH READING SUB	35210 - Structures, Improvements	Yard range & protective lighting	\$387.52	\$338.62	\$48.90
MTED - Trans Subs	SOUTH READING SUB	35210 - Structures, Improvements	Yard range & protective lighting	\$398.74	\$387.49	\$11.25
MTED - Trans Subs	SOUTH READING SUB	35210 - Structures, Improvements	HVAC	\$437.41	\$349.21	\$88.20
MTED - Trans Subs	SOUTH READING SUB	35210 - Structures, Improvements	Driveways, Parking, Roads and Walks	\$545.59	\$387.96	\$157.63
MTED - Trans Subs	SOUTH READING SUB	35210 - Structures, Improvements	Lighting/Power System	\$564.67	\$542.15	\$22.52
MTED - Trans Subs	SOUTH READING SUB	35210 - Structures, Improvements	Building	\$633.85	\$412.28	\$221.57
MTED - Trans Subs	SOUTH READING SUB	35210 - Structures, Improvements	Lighting/Power System	\$670.38	\$476.69	\$193.69
MTED - Trans Subs	SOUTH READING SUB	35210 - Structures, Improvements	Yard range & protective lighting	\$679.82	\$462.83	\$216.99
MTED - Trans Subs	SOUTH READING SUB	35210 - Structures, Improvements	Yard range & protective lighting	\$770.80	\$466.40	\$304.40
MTED - Trans Subs	SOUTH READING SUB	35210 - Structures, Improvements	Building	\$784.95	\$463.20	\$321.75
MTED - Trans Subs	SOUTH READING SUB	35210 - Structures, Improvements	Driveways, Parking, Roads and Walks	\$849.54	\$811.53	\$38.01
MTED - Trans Subs	SOUTH READING SUB	35210 - Structures, Improvements	Fence	\$920.78	\$804.58	\$116.20
MTED - Trans Subs	SOUTH READING SUB	35210 - Structures, Improvements	Driveways, Parking, Roads and Walks	\$928.87	\$891.83	\$37.04
MTED - Trans Subs	SOUTH READING SUB	35210 - Structures, Improvements	Yard range & protective lighting	\$1,006.34	\$745.65	\$260.69
MTED - Trans Subs	SOUTH READING SUB	35210 - Structures, Improvements	Driveways, Parking, Roads and Walks	\$1,019.40	\$678.53	\$340.87
MTED - Trans Subs	SOUTH READING SUB	35210 - Structures, Improvements	Fence	\$1,098.23	\$947.15	\$151.08
MTED - Trans Subs	SOUTH READING SUB	35210 - Structures, Improvements	Fence	\$1,248.16	\$1,104.17	\$143.99
MTED - Trans Subs	SOUTH READING SUB	35210 - Structures, Improvements	Yard range & protective lighting	\$1,254.77	\$797.09	\$457.68
MTED - Trans Subs	SOUTH READING SUB	35210 - Structures, Improvements	Yard range & protective lighting	\$1,267.85	\$1,078.32	\$189.53
MTED - Trans Subs	SOUTH READING SUB	35210 - Structures, Improvements	Lighting/Power System	\$1,425.95	\$1,385.73	\$40.22
MTED - Trans Subs	SOUTH READING SUB	35210 - Structures, Improvements	Yard Drainage System	\$1,514.90	\$1,288.44	\$226.46
MTED - Trans Subs	SOUTH READING SUB	35210 - Structures, Improvements	Fence	\$1,619.27	\$1,554.70	\$64.57

Major Location	Asset Location	Utility Account	Asset Retirement Unit	Book Cost	Allocated Reserve	Net Book Value
MTED - Trans Subs	SOUTH READING SUB	35210 - Structures, Improvements	Lighting/Power System	\$1,707.02	\$1,451.83	\$255.19
MTED - Trans Subs	SOUTH READING SUB	35210 - Structures, Improvements	Fence	\$2,371.04	\$780.82	\$1,590.22
MTED - Trans Subs	SOUTH READING SUB	35210 - Structures, Improvements	Driveways, Parking, Roads and Walks	\$2,881.92	\$2,485.47	\$396.45
MTED - Trans Subs	SOUTH READING SUB	35210 - Structures, Improvements	Building	\$2,979.41	\$1,134.71	\$1,844.70
MTED - Trans Subs	SOUTH READING SUB	35210 - Structures, Improvements	Railroad Track System	\$3,874.55	\$3,720.05	\$154.50
MTED - Trans Subs	SOUTH READING SUB	35210 - Structures, Improvements	Yard range & protective lighting	\$4,026.25	\$1,377.43	\$2,648.82
MTED - Trans Subs	SOUTH READING SUB	35210 - Structures, Improvements	Potable Water Supply System	\$4,467.73	\$4,341.73	\$126.00
MTED - Trans Subs	SOUTH READING SUB	35210 - Structures, Improvements	Fence	\$5,227.37	\$4,445.92	\$781.45
MTED - Trans Subs	SOUTH READING SUB	35210 - Structures, Improvements	Driveways, Parking, Roads and Walks	\$5,392.46	\$5,240.37	\$152.09
MTED - Trans Subs	SOUTH READING SUB	35210 - Structures, Improvements	Driveways, Parking, Roads and Walks	\$6,493.39	\$4,420.76	\$2,072.63
MTED - Trans Subs	SOUTH READING SUB	35210 - Structures, Improvements	Driveways, Parking, Roads and Walks	\$8,333.52	\$7,281.88	\$1,051.64
MTED - Trans Subs	SOUTH READING SUB	35210 - Structures, Improvements	Driveways, Parking, Roads and Walks	\$8,810.12	\$7,793.77	\$1,016.35
MTED - Trans Subs	SOUTH READING SUB	35210 - Structures, Improvements	Fence	\$9,007.92	\$3,430.65	\$5,577.27
MTED - Trans Subs	SOUTH READING SUB	35210 - Structures, Improvements	Building	\$15,225.07	\$8,310.62	\$6,914.45
MTED - Trans Subs	SOUTH READING SUB	35210 - Structures, Improvements	Driveways, Parking, Roads and Walks	\$16,828.77	\$7,527.48	\$9,301.29
MTED - Trans Subs	SOUTH READING SUB	35210 - Structures, Improvements	Building	\$18,002.19	\$15,310.99	\$2,691.20
MTED - Trans Subs	SOUTH READING SUB	35210 - Structures, Improvements	Driveways, Parking, Roads and Walks	\$47,555.22	\$40,446.06	\$7,109.16
MTED - Trans Subs	SOUTH READING SUB	35210 - Structures, Improvements	Building	\$50,253.70	\$48,836.39	\$1,417.31
MTED - Trans Subs	SOUTH READING SUB	35210 - Structures, Improvements	Building	\$262,600.70	\$86,479.06	\$176,121.64
	SOUTH READING SUB Total			\$499,151.63	\$273,615.30	\$225,536.33
MTED - Trans Subs	TMI 500 KV SUB	35210 - Structures, Improvements	Potable Water Supply System	\$1,093.80	\$332.31	\$761.49
MTED - Trans Subs	TMI 500 KV SUB	35210 - Structures, Improvements	HVAC	\$3,616.68	\$1,144.88	\$2,471.80
MTED - Trans Subs	TMI 500 KV SUB	35210 - Structures, Improvements	Prefab Building	\$6,460.43	\$1,465.34	\$4,995.09
MTED - Trans Subs	TMI 500 KV SUB	35210 - Structures, Improvements	Site Improvements	\$7,661.92	\$4,071.14	\$3,590.78
MTED - Trans Subs	TMI 500 KV SUB	35210 - Structures, Improvements	Yard range & protective lighting	\$7,817.08	\$3,182.28	\$4,634.80
MTED - Trans Subs	TMI 500 KV SUB	35210 - Structures, Improvements	Yard range & protective lighting	\$8,980.56	\$4,771.79	\$4,208.77
MTED - Trans Subs	TMI 500 KV SUB	35210 - Structures, Improvements	Yard Surfacing	\$10,112.21	\$254.00	\$9,858.21
MTED - Trans Subs	TMI 500 KV SUB	35210 - Structures, Improvements	Landscaping	\$11,491.15	\$288.64	\$11,202.51
MTED - Trans Subs	TMI 500 KV SUB	35210 - Structures, Improvements	Foundation - Equipment	\$11,527.17	\$289.54	\$11,237.63
MTED - Trans Subs	TMI 500 KV SUB	35210 - Structures, Improvements	Building	\$22,039.63	\$5,852.32	\$16,187.31
MTED - Trans Subs	TMI 500 KV SUB	35210 - Structures, Improvements	Fence	\$23,441.93	\$588.83	\$22,853.10
MTED - Trans Subs	TMI 500 KV SUB	35210 - Structures, Improvements	Fence	\$24,947.54	\$13,255.79	\$11,691.75
MTED - Trans Subs	TMI 500 KV SUB	35210 - Structures, Improvements	Lighting/Power System	\$41,362.54	\$21,977.83	\$19,384.71
MTED - Trans Subs	TMI 500 KV SUB	35210 - Structures, Improvements	Building	\$92,064.11	\$48,917.94	\$43,146.17
MTED - Trans Subs	TMI 500 KV SUB	35210 - Structures, Improvements	Driveways, Parking, Roads and Walks	\$321,277.78	\$170,709.81	\$150,567.97
	TMI 500 KV SUB Total			\$593,894.53	\$277,102.46	\$316,792.07
MTED - Trans Subs	TMI#2 230 KV SUB	35210 - Structures, Improvements	Fire Protection System, Yard	\$2,056.27	\$1,244.22	\$812.05
MTED - Trans Subs	TMI#2 230 KV SUB	35210 - Structures, Improvements	Yard range & protective lighting	\$6,750.36	\$4,084.52	\$2,665.84
MTED - Trans Subs	TMI#2 230 KV SUB	35210 - Structures, Improvements	Lighting/Power System	\$14,984.56	\$9,066.89	\$5,917.67
MTED - Trans Subs	TMI#2 230 KV SUB	35210 - Structures, Improvements	Driveways, Parking, Roads and Walks	\$15,018.99	\$9,087.73	\$5,931.26
MTED - Trans Subs	TMI#2 230 KV SUB	35210 - Structures, Improvements	Gas or Oil Supply System	\$18,184.90	\$6,689.60	\$11,495.30
MTED - Trans Subs	TMI#2 230 KV SUB	35210 - Structures, Improvements	Air Conditioner Unit	\$27,921.73	\$5,598.79	\$22,322.94
MTED - Trans Subs	TMI#2 230 KV SUB	35210 - Structures, Improvements	Building	\$47,907.46	\$17,623.52	\$30,283.94
MTED - Trans Subs	TMI#2 230 KV SUB	35210 - Structures, Improvements	Building	\$71,014.19	\$42,969.45	\$28,044.74
	TMI#2 230 KV SUB Total			\$203,838.46	\$96,364.74	\$107,473.72
MTED - Trans Subs	YOE SUB	35210 - Structures, Improvements	Building	\$89.58	\$58.27	\$31.31
MTED - Trans Subs	YOE SUB	35210 - Structures, Improvements	Building	\$121.56	\$93.63	\$27.93

Major Location	Asset Location	Utility Account	Asset Retirement Unit	Book Cost	Allocated Reserve	Net Book Value
MTED - Trans Subs	YOE SUB	35210 - Structures, Improvements	Building	\$555.60	\$327.86	\$227.74
MTED - Trans Subs	YOE SUB	35210 - Structures, Improvements	Yard range & protective lighting	\$766.73	\$475.47	\$291.26
MTED - Trans Subs	YOE SUB	35210 - Structures, Improvements	Site Improvements	\$962.42	\$596.83	\$365.59
MTED - Trans Subs	YOE SUB	35210 - Structures, Improvements	Site Improvements	\$3,179.50	\$1,876.23	\$1,303.27
MTED - Trans Subs	YOE SUB	35210 - Structures, Improvements	Fence	\$6,113.76	\$3,791.33	\$2,322.43
MTED - Trans Subs	YOE SUB	35210 - Structures, Improvements	Driveways, Parking, Roads and Walks	\$7,835.45	\$2,580.36	\$5,255.09
MTED - Trans Subs	YOE SUB	35210 - Structures, Improvements	Building	\$9,191.77	\$5,700.09	\$3,491.68
MTED - Trans Subs	YOE SUB	35210 - Structures, Improvements	Driveways, Parking, Roads and Walks	\$25,634.78	\$15,896.91	\$9,737.87
MTED - Trans Subs	YOE SUB	35210 - Structures, Improvements	Building	\$97,522.04	\$32,115.74	\$65,406.30
	YOE SUB Total			\$151,973.19	\$63,512.70	\$88,460.49
MTED - Trans Subs	YORK INCENERATOR(SLD WST AUTH) SUB	35210 - Structures, Improvements	Fence	\$1.00	\$0.36	\$0.64
MTED - Trans Subs	YORK INCENERATOR(SLD WST AUTH) SUB	35210 - Structures, Improvements	Building	\$1.00	\$0.36	\$0.64
	YORK INCENERATOR(SLD WST AUTH) SUB Total			\$2.00	\$0.71	\$1.29
MTED - Trans Subs	YORKANA SUB	35210 - Structures, Improvements	Building	\$163.30	\$132.61	\$30.69
MTED - Trans Subs	YORKANA SUB	35210 - Structures, Improvements	Building	\$184.99	\$142.48	\$42.51
MTED - Trans Subs	YORKANA SUB	35210 - Structures, Improvements	Driveways, Parking, Roads and Walks	\$377.37	\$217.07	\$160.30
MTED - Trans Subs	YORKANA SUB	35210 - Structures, Improvements	Building	\$734.73	\$444.57	\$290.16
MTED - Trans Subs	YORKANA SUB	35210 - Structures, Improvements	Building	\$1,291.00	\$649.07	\$641.93
MTED - Trans Subs	YORKANA SUB	35210 - Structures, Improvements	Site Improvements	\$1,615.24	\$1,026.09	\$589.15
MTED - Trans Subs	YORKANA SUB	35210 - Structures, Improvements	Driveways, Parking, Roads and Walks	\$1,907.86	\$1,154.42	\$753.44
MTED - Trans Subs	YORKANA SUB	35210 - Structures, Improvements	Site Improvements	\$2,062.10	\$1,341.24	\$720.86
MTED - Trans Subs	YORKANA SUB	35210 - Structures, Improvements	Gas or Oil Supply System	\$3,230.01	\$981.32	\$2,248.69
MTED - Trans Subs	YORKANA SUB	35210 - Structures, Improvements	Building	\$4,035.00	\$1,380.43	\$2,654.57
MTED - Trans Subs	YORKANA SUB	35210 - Structures, Improvements	Fence	\$6,771.39	\$1,884.61	\$4,886.78
MTED - Trans Subs	YORKANA SUB	35210 - Structures, Improvements	Fence	\$7,408.92	\$4,818.96	\$2,589.96
MTED - Trans Subs	YORKANA SUB	35210 - Structures, Improvements	Sanitary/Septic Sewer System	\$7,840.88	\$2,382.18	\$5,458.70
MTED - Trans Subs	YORKANA SUB	35210 - Structures, Improvements	Building	\$22,926.87	\$14,912.23	\$8,014.64
MTED - Trans Subs	YORKANA SUB	35210 - Structures, Improvements	Driveways, Parking, Roads and Walks	\$46,353.86	\$30,149.76	\$16,204.10
	YORKANA SUB Total			\$106,903.52	\$61,617.03	\$45,286.49
		35210 - Structures, Improvements Total		\$6,530,030.76	\$2,809,182.44	\$3,720,848.32
MTED - TL 69KV	ER Pa - TL 69KV (MTED)	35220 - Clearing, Grading Of Land	Non-Unitized	\$0.57	\$0.00	\$0.57
MTED - TL 69KV	ER Pa - TL 69KV (MTED)	35220 - Clearing, Grading Of Land	Site Clearing	\$2,116.65	\$248.77	\$1,867.88
	ER Pa - TL 69KV (MTED) Total			\$2,117.22	\$248.77	\$1,868.45
MTED - Unspecified	MTED - Unspecified	35220 - Clearing, Grading Of Land	Unspecified	\$127,568.86	\$5,276.66	\$122,292.20
	MTED - Unspecified Total			\$127,568.86	\$5,276.66	\$122,292.20
MTED - Trans Subs	TMI 500 KV SUB	35220 - Clearing, Grading Of Land	Site Clearing	\$5,878.85	\$147.63	\$5,731.22
	TMI 500 KV SUB Total			\$5,878.85	\$147.63	\$5,731.22
		35220 - Clearing, Grading Of Land Total		\$135,564.93	\$5,673.06	\$129,891.87
MTED - TL 115KV	991 115kV Tap to Duke Energy-Texas Eastern	35300 - Station Equipment	Relaying Equipment	\$48,675.64	\$6,811.01	\$41,864.63
	991 115kV Tap to Duke Energy-Texas Eastern Total			\$48,675.64	\$6,811.01	\$41,864.63
MTED - Trans Subs	ALBURTIS SUB	35300 - Station Equipment	Foundation - Equipment	\$206.55	\$154.86	\$51.69
MTED - Trans Subs	ALBURTIS SUB	35300 - Station Equipment	Controls and Instrumentation	\$265.08	\$185.29	\$79.79
MTED - Trans Subs	ALBURTIS SUB	35300 - Station Equipment	Controls and Instrumentation	\$453.32	\$404.49	\$48.83
MTED - Trans Subs	ALBURTIS SUB	35300 - Station Equipment	Wiring	\$798.95	\$450.95	\$348.00
MTED - Trans Subs	ALBURTIS SUB	35300 - Station Equipment	Conduit/Duct System	\$894.30	\$347.37	\$546.93
MTED - Trans Subs	ALBURTIS SUB	35300 - Station Equipment	Controls and Instrumentation	\$1,555.98	\$976.42	\$579.56
MTED - Trans Subs	ALBURTIS SUB	35300 - Station Equipment	Wiring	\$1,599.87	\$621.45	\$978.42

Major Location	Asset Location	Utility Account	Asset Retirement Unit	Book Cost	Allocated Reserve	Net Book Value
MTED - Trans Subs	ALBURTIS SUB	35300 - Station Equipment	Circuit Breaker	\$1,631.68	\$1,242.45	\$389.23
MTED - Trans Subs	ALBURTIS SUB	35300 - Station Equipment	Misc Tools & Equipment	\$1,688.75	\$1,285.91	\$402.84
MTED - Trans Subs	ALBURTIS SUB	35300 - Station Equipment	Controls and Instrumentation	\$2,245.50	\$872.23	\$1,373.27
MTED - Trans Subs	ALBURTIS SUB	35300 - Station Equipment	Transformer, Power	\$2,505.58	\$1,907.88	\$597.70
MTED - Trans Subs	ALBURTIS SUB	35300 - Station Equipment	Minor Station Equipment	\$3,266.72	\$897.33	\$2,369.39
MTED - Trans Subs	ALBURTIS SUB	35300 - Station Equipment	Foundation - Equipment	\$3,547.58	\$2,701.32	\$846.26
MTED - Trans Subs	ALBURTIS SUB	35300 - Station Equipment	Conduit/Duct System	\$4,060.34	\$3,044.09	\$1,016.25
MTED - Trans Subs	ALBURTIS SUB	35300 - Station Equipment	Conduit/Duct System	\$4,185.75	\$3,187.25	\$998.50
MTED - Trans Subs	ALBURTIS SUB	35300 - Station Equipment	Controls and Instrumentation	\$4,410.00	\$2,267.05	\$2,142.95
MTED - Trans Subs	ALBURTIS SUB	35300 - Station Equipment	Controls and Instrumentation	\$6,282.26	\$2,322.94	\$3,959.32
MTED - Trans Subs	ALBURTIS SUB	35300 - Station Equipment	Circuit Breaker	\$6,622.25	\$4,964.79	\$1,657.46
MTED - Trans Subs	ALBURTIS SUB	35300 - Station Equipment	Controls and Instrumentation	\$7,631.11	\$5,435.23	\$2,195.88
MTED - Trans Subs	ALBURTIS SUB	35300 - Station Equipment	Minor Station Equipment	\$7,686.83	\$5,853.16	\$1,833.67
MTED - Trans Subs	ALBURTIS SUB	35300 - Station Equipment	Switch	\$10,656.05	\$7,989.00	\$2,667.05
MTED - Trans Subs	ALBURTIS SUB	35300 - Station Equipment	Controls and Instrumentation	\$12,503.76	\$9,066.58	\$3,437.18
MTED - Trans Subs	ALBURTIS SUB	35300 - Station Equipment	Grounding System, Station	\$15,030.27	\$11,444.84	\$3,585.43
MTED - Trans Subs	ALBURTIS SUB	35300 - Station Equipment	Arrester, Lightning & Surge Protect	\$15,397.53	\$11,724.50	\$3,673.03
MTED - Trans Subs	ALBURTIS SUB	35300 - Station Equipment	Wiring	\$16,014.61	\$12,006.39	\$4,008.22
MTED - Trans Subs	ALBURTIS SUB	35300 - Station Equipment	Carrier Equipment System	\$17,185.03	\$12,883.87	\$4,301.16
MTED - Trans Subs	ALBURTIS SUB	35300 - Station Equipment	Structure	\$17,743.71	\$5,891.31	\$11,852.40
MTED - Trans Subs	ALBURTIS SUB	35300 - Station Equipment	Wiring	\$18,432.56	\$14,035.52	\$4,397.04
MTED - Trans Subs	ALBURTIS SUB	35300 - Station Equipment	Structure	\$21,095.18	\$15,815.37	\$5,279.81
MTED - Trans Subs	ALBURTIS SUB	35300 - Station Equipment	Controls and Instrumentation	\$24,126.27	\$13,617.53	\$10,508.74
MTED - Trans Subs	ALBURTIS SUB	35300 - Station Equipment	Carrier Equipment System	\$28,813.56	\$21,940.16	\$6,873.40
MTED - Trans Subs	ALBURTIS SUB	35300 - Station Equipment	Controls and Instrumentation	\$29,870.08	\$22,744.66	\$7,125.42
MTED - Trans Subs	ALBURTIS SUB	35300 - Station Equipment	Transformer, Instrument	\$43,380.33	\$33,032.07	\$10,348.26
MTED - Trans Subs	ALBURTIS SUB	35300 - Station Equipment	Switch	\$46,155.88	\$35,145.52	\$11,010.36
MTED - Trans Subs	ALBURTIS SUB	35300 - Station Equipment	Controls and Instrumentation	\$54,104.53	\$40,562.97	\$13,541.56
MTED - Trans Subs	ALBURTIS SUB	35300 - Station Equipment	Structure	\$54,395.39	\$41,419.52	\$12,975.87
MTED - Trans Subs	ALBURTIS SUB	35300 - Station Equipment	Controls and Instrumentation	\$191,844.79	\$23,181.36	\$168,663.43
MTED - Trans Subs	ALBURTIS SUB	35300 - Station Equipment	Non-Unitized	\$198,921.72	\$5,416.23	\$193,505.49
MTED - Trans Subs	ALBURTIS SUB	35300 - Station Equipment	Circuit Breaker	\$632,838.54	\$245,816.10	\$387,022.44
	ALBURTIS SUB Total			\$1,510,048.19	\$622,855.94	\$887,192.25
MTED - SUB-TRANS SUBS	ALCOA SUB	35300 - Station Equipment	Non-Unitized	(\$2,083.78)	(\$133.82)	(\$1,949.96)
MTED - SUB-TRANS SUBS	ALCOA SUB	35300 - Station Equipment	Non-Unitized	(\$6.27)	(\$0.06)	(\$6.21)
MTED - SUB-TRANS SUBS	ALCOA SUB	35300 - Station Equipment	Wiring	\$6.48	\$5.04	\$1.44
MTED - SUB-TRANS SUBS	ALCOA SUB	35300 - Station Equipment	Controls and Instrumentation	\$33.64	\$26.16	\$7.48
MTED - SUB-TRANS SUBS	ALCOA SUB	35300 - Station Equipment	Controls and Instrumentation	\$38.94	\$18.81	\$20.13
MTED - SUB-TRANS SUBS	ALCOA SUB	35300 - Station Equipment	Office Furniture	\$69.34	\$54.65	\$14.69
MTED - SUB-TRANS SUBS	ALCOA SUB	35300 - Station Equipment	Controls and Instrumentation	\$103.66	\$70.62	\$33.04
MTED - SUB-TRANS SUBS	ALCOA SUB	35300 - Station Equipment	Misc Tools & Equipment	\$121.30	\$95.60	\$25.70
MTED - SUB-TRANS SUBS	ALCOA SUB	35300 - Station Equipment	Grounding System, Station	\$257.14	\$199.97	\$57.17
MTED - SUB-TRANS SUBS	ALCOA SUB	35300 - Station Equipment	Foundation - Equipment	\$405.33	\$319.47	\$85.86
MTED - SUB-TRANS SUBS	ALCOA SUB	35300 - Station Equipment	Controls and Instrumentation	\$494.80	\$349.99	\$144.81
MTED - SUB-TRANS SUBS	ALCOA SUB	35300 - Station Equipment	Carrier Equipment System	\$744.27	\$578.78	\$165.49
MTED - SUB-TRANS SUBS	ALCOA SUB	35300 - Station Equipment	Battery System	\$860.40	\$444.22	\$416.18
MTED - SUB-TRANS SUBS	ALCOA SUB	35300 - Station Equipment	Minor Station Equipment	\$2,044.29	\$1,611.25	\$433.04

Major Location	Asset Location	Utility Account	Asset Retirement Unit	Book Cost	Allocated Reserve	Net Book Value
MTED - SUB-TRANS SUBS	ALCOA SUB	35300 - Station Equipment	Wiring	\$2,128.24	\$1,677.42	\$450.82
MTED - SUB-TRANS SUBS	ALCOA SUB	35300 - Station Equipment	Grounding System, Station	\$2,502.36	\$1,972.29	\$530.07
MTED - SUB-TRANS SUBS	ALCOA SUB	35300 - Station Equipment	Carrier Equipment System	\$2,923.22	\$2,303.99	\$619.23
MTED - SUB-TRANS SUBS	ALCOA SUB	35300 - Station Equipment	Capacitor Bank	\$2,967.08	\$409.40	\$2,557.68
MTED - SUB-TRANS SUBS	ALCOA SUB	35300 - Station Equipment	Switch	\$3,665.12	\$2,888.74	\$776.38
MTED - SUB-TRANS SUBS	ALCOA SUB	35300 - Station Equipment	Conduit	\$3,995.18	\$625.87	\$3,369.31
MTED - SUB-TRANS SUBS	ALCOA SUB	35300 - Station Equipment	Controls and Instrumentation	\$4,950.02	\$2,473.75	\$2,476.27
MTED - SUB-TRANS SUBS	ALCOA SUB	35300 - Station Equipment	Battery System	\$5,393.71	\$543.35	\$4,850.36
MTED - SUB-TRANS SUBS	ALCOA SUB	35300 - Station Equipment	Conduit/Duct System	\$5,460.30	\$4,303.65	\$1,156.65
MTED - SUB-TRANS SUBS	ALCOA SUB	35300 - Station Equipment	Controls and Instrumentation	\$6,486.97	\$4,749.30	\$1,737.67
MTED - SUB-TRANS SUBS	ALCOA SUB	35300 - Station Equipment	Disconnect Switch	\$7,423.06	\$747.77	\$6,675.29
MTED - SUB-TRANS SUBS	ALCOA SUB	35300 - Station Equipment	Transformer, Instrument	\$9,463.00	\$4,729.10	\$4,733.90
MTED - SUB-TRANS SUBS	ALCOA SUB	35300 - Station Equipment	Structure	\$9,528.19	\$7,509.85	\$2,018.34
MTED - SUB-TRANS SUBS	ALCOA SUB	35300 - Station Equipment	Battery Charger	\$9,668.54	\$973.98	\$8,694.56
MTED - SUB-TRANS SUBS	ALCOA SUB	35300 - Station Equipment	Protective Lighting	\$13,085.27	\$1,318.18	\$11,767.09
MTED - SUB-TRANS SUBS	ALCOA SUB	35300 - Station Equipment	Foundation - Equipment	\$16,059.03	\$2,515.74	\$13,543.29
MTED - SUB-TRANS SUBS	ALCOA SUB	35300 - Station Equipment	Controls and Instrumentation	\$18,966.01	\$14,948.46	\$4,017.55
MTED - SUB-TRANS SUBS	ALCOA SUB	35300 - Station Equipment	Bus	\$21,114.20	\$3,307.68	\$17,806.52
MTED - SUB-TRANS SUBS	ALCOA SUB	35300 - Station Equipment	Circuit Breaker	\$27,276.98	\$21,498.94	\$5,778.04
MTED - SUB-TRANS SUBS	ALCOA SUB	35300 - Station Equipment	Controls and Instrumentation	\$41,607.04	\$17,220.83	\$24,386.21
MTED - SUB-TRANS SUBS	ALCOA SUB	35300 - Station Equipment	Capacitor Bank	\$135,511.77	\$21,228.78	\$114,282.99
	ALCOA SUB Total			\$353,264.83	\$121,587.73	\$231,677.10
MTED - SUB-TRANS SUBS	ALLENTOWN CEMENT CO SUB	35300 - Station Equipment	Office Furniture	\$68.28	\$54.51	\$13.77
MTED - SUB-TRANS SUBS	ALLENTOWN CEMENT CO SUB	35300 - Station Equipment	Non-Unitized	\$74.30	\$3.39	\$70.91
MTED - SUB-TRANS SUBS	ALLENTOWN CEMENT CO SUB	35300 - Station Equipment	Misc Tools & Equipment	\$111.91	\$89.34	\$22.57
MTED - SUB-TRANS SUBS	ALLENTOWN CEMENT CO SUB	35300 - Station Equipment	Conduit/Duct System	\$237.07	\$102.28	\$134.79
MTED - SUB-TRANS SUBS	ALLENTOWN CEMENT CO SUB	35300 - Station Equipment	Wiring	\$427.01	\$184.23	\$242.78
MTED - SUB-TRANS SUBS	ALLENTOWN CEMENT CO SUB	35300 - Station Equipment	Transformer, Power	\$475.60	\$379.69	\$95.91
MTED - SUB-TRANS SUBS	ALLENTOWN CEMENT CO SUB	35300 - Station Equipment	Controls and Instrumentation	\$761.39	\$592.10	\$169.29
MTED - SUB-TRANS SUBS	ALLENTOWN CEMENT CO SUB	35300 - Station Equipment	Carrier Equipment System	\$1,059.51	\$845.84	\$213.67
MTED - SUB-TRANS SUBS	ALLENTOWN CEMENT CO SUB	35300 - Station Equipment	Battery System	\$1,118.02	\$402.85	\$715.17
MTED - SUB-TRANS SUBS	ALLENTOWN CEMENT CO SUB	35300 - Station Equipment	Carrier Equipment System	\$1,148.52	\$535.20	\$613.32
MTED - SUB-TRANS SUBS	ALLENTOWN CEMENT CO SUB	35300 - Station Equipment	Foundation - Equipment	\$1,431.39	\$1,142.73	\$288.66
MTED - SUB-TRANS SUBS	ALLENTOWN CEMENT CO SUB	35300 - Station Equipment	Arrester, Lightning & Surge Protect	\$3,569.63	\$2,849.76	\$719.87
MTED - SUB-TRANS SUBS	ALLENTOWN CEMENT CO SUB	35300 - Station Equipment	Battery Charger	\$3,851.75	\$388.02	\$3,463.73
MTED - SUB-TRANS SUBS	ALLENTOWN CEMENT CO SUB	35300 - Station Equipment	Carrier Equipment System	\$4,212.62	\$2,034.57	\$2,178.05
MTED - SUB-TRANS SUBS	ALLENTOWN CEMENT CO SUB	35300 - Station Equipment	Battery System	\$6,101.34	\$2,946.78	\$3,154.56
MTED - SUB-TRANS SUBS	ALLENTOWN CEMENT CO SUB	35300 - Station Equipment	Circuit Breaker	\$6,392.24	\$5,103.16	\$1,289.08
MTED - SUB-TRANS SUBS	ALLENTOWN CEMENT CO SUB	35300 - Station Equipment	Grounding System, Station	\$6,596.53	\$5,266.24	\$1,330.29
MTED - SUB-TRANS SUBS	ALLENTOWN CEMENT CO SUB	35300 - Station Equipment	Non-Unitized	\$6,671.84	\$428.44	\$6,243.40
MTED - SUB-TRANS SUBS	ALLENTOWN CEMENT CO SUB	35300 - Station Equipment	Transformer, Instrument	\$7,692.09	\$6,140.87	\$1,551.22
MTED - SUB-TRANS SUBS	ALLENTOWN CEMENT CO SUB	35300 - Station Equipment	Switch	\$8,066.77	\$6,439.99	\$1,626.78
MTED - SUB-TRANS SUBS	ALLENTOWN CEMENT CO SUB	35300 - Station Equipment	Wiring	\$8,109.55	\$6,474.15	\$1,635.40
MTED - SUB-TRANS SUBS	ALLENTOWN CEMENT CO SUB	35300 - Station Equipment	Conduit/Duct System	\$8,186.04	\$6,535.21	\$1,650.83
MTED - SUB-TRANS SUBS	ALLENTOWN CEMENT CO SUB	35300 - Station Equipment	Circuit Breaker	\$8,772.66	\$8,287.45	\$485.21
MTED - SUB-TRANS SUBS	ALLENTOWN CEMENT CO SUB	35300 - Station Equipment	Structure	\$10,276.43	\$8,204.04	\$2,072.39
MTED - SUB-TRANS SUBS	ALLENTOWN CEMENT CO SUB	35300 - Station Equipment	Controls and Instrumentation	\$13,356.06	\$10,662.62	\$2,693.44

Major Location	Asset Location	Utility Account	Asset Retirement Unit	Book Cost	Allocated Reserve	Net Book Value
MTED - SUB-TRANS SUBS	ALLENTOWN CEMENT CO SUB	35300 - Station Equipment	Carrier Equipment System	\$14,218.39	\$6,134.32	\$8,084.07
MTED - SUB-TRANS SUBS	ALLENTOWN CEMENT CO SUB	35300 - Station Equipment	Circuit Breaker	\$15,246.95	\$13,221.61	\$2,025.34
MTED - SUB-TRANS SUBS	ALLENTOWN CEMENT CO SUB	35300 - Station Equipment	Controls and Instrumentation	\$49,778.96	\$21,476.43	\$28,302.53
MTED - SUB-TRANS SUBS	ALLENTOWN CEMENT CO SUB	35300 - Station Equipment	Circuit Breaker	\$78,743.47	\$16,752.74	\$61,990.73
	ALLENTOWN CEMENT CO SUB Total			\$266,756.32	\$133,678.55	\$133,077.77
MTED - Dist Subs	BALDY SUB	35300 - Station Equipment	Non-Unitized	\$678.22	\$30.95	\$647.27
MTED - Dist Subs	BALDY SUB	35300 - Station Equipment	Non-Unitized	\$269,665.44	\$2,432.91	\$267,232.53
	BALDY SUB Total			\$270,343.66	\$2,463.85	\$267,879.81
MTED - SUB-TRANS SUBS	Bayer Pharmaceuticals Sub	35300 - Station Equipment	Transformer, Power	\$132,787.60	\$33,204.51	\$99,583.09
	Bayer Pharmaceuticals Sub Total			\$132,787.60	\$33,204.51	\$99,583.09
MTED - Dist Subs	BELFAST SUB	35300 - Station Equipment	Non-Unitized	\$82,809.52	\$747.10	\$82,062.42
	BELFAST SUB Total			\$82,809.52	\$747.10	\$82,062.42
MTED - Dist Subs	BERNVILLE SUB	35300 - Station Equipment	Non-Unitized	\$11,977.01	\$108.06	\$11,868.95
	BERNVILLE SUB Total			\$11,977.01	\$108.06	\$11,868.95
MTED - Dist Subs	BIRDSBORO SUB	35300 - Station Equipment	Cable, Wiring	\$17,025.63	\$5,202.93	\$11,822.70
MTED - Dist Subs	BIRDSBORO SUB	35300 - Station Equipment	Non-Unitized	\$20,250.01	\$551.36	\$19,698.65
	BIRDSBORO SUB Total			\$37,275.64	\$5,754.29	\$31,521.35
MTED - Dist Subs	CAMPBELLTOWN SUB	35300 - Station Equipment	Non-Unitized	\$16,540.50	\$450.37	\$16,090.13
	CAMPBELLTOWN SUB Total			\$16,540.50	\$450.37	\$16,090.13
MTED - Trans Subs	CARPENTER TECHNOLOGY SUB	35300 - Station Equipment	Controls and Instrumentation	\$32.42	\$24.68	\$7.74
MTED - Trans Subs	CARPENTER TECHNOLOGY SUB	35300 - Station Equipment	Office Furniture	\$70.25	\$56.52	\$13.73
MTED - Trans Subs	CARPENTER TECHNOLOGY SUB	35300 - Station Equipment	Misc Tools & Equipment	\$100.22	\$80.63	\$19.59
MTED - Trans Subs	CARPENTER TECHNOLOGY SUB	35300 - Station Equipment	Office Furniture	\$136.53	\$105.51	\$31.02
MTED - Trans Subs	CARPENTER TECHNOLOGY SUB	35300 - Station Equipment	Controls and Instrumentation	\$454.80	\$361.28	\$93.52
MTED - Trans Subs	CARPENTER TECHNOLOGY SUB	35300 - Station Equipment	Foundation - Equipment	\$522.46	\$420.36	\$102.10
MTED - Trans Subs	CARPENTER TECHNOLOGY SUB	35300 - Station Equipment	Switch	\$616.28	\$495.85	\$120.43
MTED - Trans Subs	CARPENTER TECHNOLOGY SUB	35300 - Station Equipment	Controls and Instrumentation	\$917.10	\$373.21	\$543.89
MTED - Trans Subs	CARPENTER TECHNOLOGY SUB	35300 - Station Equipment	Battery System	\$1,012.72	\$571.61	\$441.11
MTED - Trans Subs	CARPENTER TECHNOLOGY SUB	35300 - Station Equipment	Transformer, Instrument	\$2,536.39	\$2,040.73	\$495.66
MTED - Trans Subs	CARPENTER TECHNOLOGY SUB	35300 - Station Equipment	Wiring	\$2,950.73	\$2,374.10	\$576.63
MTED - Trans Subs	CARPENTER TECHNOLOGY SUB	35300 - Station Equipment	Conduit	\$3,204.73	\$205.80	\$2,998.93
MTED - Trans Subs	CARPENTER TECHNOLOGY SUB	35300 - Station Equipment	Conduit/Duct System	\$3,863.97	\$3,108.88	\$755.09
MTED - Trans Subs	CARPENTER TECHNOLOGY SUB	35300 - Station Equipment	Battery Cell Assembly	\$4,083.52	\$1,043.14	\$3,040.38
MTED - Trans Subs	CARPENTER TECHNOLOGY SUB	35300 - Station Equipment	Switch	\$4,615.29	\$1,619.74	\$2,995.55
MTED - Trans Subs	CARPENTER TECHNOLOGY SUB	35300 - Station Equipment	Grounding System, Station	\$4,780.52	\$3,846.31	\$934.21
MTED - Trans Subs	CARPENTER TECHNOLOGY SUB	35300 - Station Equipment	Bushings	\$8,723.55	\$1,054.10	\$7,669.45
MTED - Trans Subs	CARPENTER TECHNOLOGY SUB	35300 - Station Equipment	Relays	\$10,902.37	\$1,317.38	\$9,584.99
MTED - Trans Subs	CARPENTER TECHNOLOGY SUB	35300 - Station Equipment	Disconnect Switch	\$10,940.49	\$1,321.98	\$9,618.51
MTED - Trans Subs	CARPENTER TECHNOLOGY SUB	35300 - Station Equipment	Circuit Breaker	\$10,997.72	\$9,255.66	\$1,742.06
MTED - Trans Subs	CARPENTER TECHNOLOGY SUB	35300 - Station Equipment	Circuit Breaker	\$11,956.52	\$9,240.13	\$2,716.39
MTED - Trans Subs	CARPENTER TECHNOLOGY SUB	35300 - Station Equipment	Transformer, Potential : Each	\$14,297.31	\$918.11	\$13,379.20
MTED - Trans Subs	CARPENTER TECHNOLOGY SUB	35300 - Station Equipment	Controls and Instrumentation	\$15,215.25	\$12,241.91	\$2,973.34
MTED - Trans Subs	CARPENTER TECHNOLOGY SUB	35300 - Station Equipment	Switching Equipment	\$17,174.07	\$2,075.21	\$15,098.86
MTED - Trans Subs	CARPENTER TECHNOLOGY SUB	35300 - Station Equipment	Relaying Equipment	\$18,897.07	\$2,283.41	\$16,613.66
MTED - Trans Subs	CARPENTER TECHNOLOGY SUB	35300 - Station Equipment	Structure	\$20,048.80	\$16,130.90	\$3,917.90
MTED - Trans Subs	CARPENTER TECHNOLOGY SUB	35300 - Station Equipment	Wiring	\$28,761.61	\$3,475.38	\$25,286.23
MTED - Trans Subs	CARPENTER TECHNOLOGY SUB	35300 - Station Equipment	Circuit Breaker	\$29,035.77	\$23,361.65	\$5,674.12

Major Location	Asset Location	Utility Account	Asset Retirement Unit	Book Cost	Allocated Reserve	Net Book Value
MTED - Trans Subs	CARPENTER TECHNOLOGY SUB	35300 - Station Equipment	Controls and Instrumentation	\$39,315.14	\$20,210.76	\$19,104.38
MTED - Trans Subs	CARPENTER TECHNOLOGY SUB	35300 - Station Equipment	Bushings	\$41,278.30	\$6,567.23	\$34,711.07
MTED - Trans Subs	CARPENTER TECHNOLOGY SUB	35300 - Station Equipment	Non-Unitized	\$769,331.82	\$6,940.88	\$762,390.94
	CARPENTER TECHNOLOGY SUB Total			\$1,076,773.72	\$133,123.03	\$943,650.69
MTED - Dist Subs	CARSONIA SUB	35300 - Station Equipment	Battery Charger	\$5,067.12	\$231.23	\$4,835.89
	CARSONIA SUB Total			\$5,067.12	\$231.23	\$4,835.89
MTED - Trans Subs	CATERPILLAR TRACTOR SUB	35300 - Station Equipment	Conduit/Duct System	\$0.03	\$0.01	\$0.02
MTED - Trans Subs	CATERPILLAR TRACTOR SUB	35300 - Station Equipment	Grounding System, Station	\$0.31	\$0.16	\$0.15
MTED - Trans Subs	CATERPILLAR TRACTOR SUB	35300 - Station Equipment	Conduit/Duct System	\$2.80	\$1.39	\$1.41
MTED - Trans Subs	CATERPILLAR TRACTOR SUB	35300 - Station Equipment	Wiring	\$5.45	\$2.71	\$2.74
MTED - Trans Subs	CATERPILLAR TRACTOR SUB	35300 - Station Equipment	Misc Tools & Equipment	\$20.38	\$13.69	\$6.69
MTED - Trans Subs	CATERPILLAR TRACTOR SUB	35300 - Station Equipment	Battery System	\$59.09	\$39.68	\$19.41
MTED - Trans Subs	CATERPILLAR TRACTOR SUB	35300 - Station Equipment	Carrier Equipment System	\$82.15	\$40.81	\$41.34
MTED - Trans Subs	CATERPILLAR TRACTOR SUB	35300 - Station Equipment	Grounding System, Station	\$339.73	\$228.12	\$111.61
MTED - Trans Subs	CATERPILLAR TRACTOR SUB	35300 - Station Equipment	Controls and Instrumentation	\$493.00	\$363.63	\$129.37
MTED - Trans Subs	CATERPILLAR TRACTOR SUB	35300 - Station Equipment	Controls and Instrumentation	\$676.42	\$454.19	\$222.23
MTED - Trans Subs	CATERPILLAR TRACTOR SUB	35300 - Station Equipment	Conduit/Duct System	\$1,286.75	\$475.79	\$810.96
MTED - Trans Subs	CATERPILLAR TRACTOR SUB	35300 - Station Equipment	Circuit Breaker	\$1,557.63	\$1,045.88	\$511.75
MTED - Trans Subs	CATERPILLAR TRACTOR SUB	35300 - Station Equipment	Foundation - Equipment	\$1,682.40	\$1,129.66	\$552.74
MTED - Trans Subs	CATERPILLAR TRACTOR SUB	35300 - Station Equipment	Conduit/Duct System	\$1,882.75	\$1,264.19	\$618.56
MTED - Trans Subs	CATERPILLAR TRACTOR SUB	35300 - Station Equipment	Switch	\$2,037.36	\$1,368.00	\$669.36
MTED - Trans Subs	CATERPILLAR TRACTOR SUB	35300 - Station Equipment	Controls and Instrumentation	\$2,199.00	\$1,723.55	\$475.45
MTED - Trans Subs	CATERPILLAR TRACTOR SUB	35300 - Station Equipment	Battery Charger	\$3,272.85	\$520.70	\$2,752.15
MTED - Trans Subs	CATERPILLAR TRACTOR SUB	35300 - Station Equipment	Wiring	\$3,683.99	\$2,473.64	\$1,210.35
MTED - Trans Subs	CATERPILLAR TRACTOR SUB	35300 - Station Equipment	Structure	\$4,082.30	\$2,741.08	\$1,341.22
MTED - Trans Subs	CATERPILLAR TRACTOR SUB	35300 - Station Equipment	Circuit Breaker	\$6,297.12	\$2,328.42	\$3,968.70
MTED - Trans Subs	CATERPILLAR TRACTOR SUB	35300 - Station Equipment	Controls and Instrumentation	\$8,559.84	\$4,252.23	\$4,307.61
MTED - Trans Subs	CATERPILLAR TRACTOR SUB	35300 - Station Equipment	Transformer, Instrument	\$17,630.31	\$9,659.85	\$7,970.46
MTED - Trans Subs	CATERPILLAR TRACTOR SUB	35300 - Station Equipment	Transformer, Instrument	\$17,663.43	\$11,860.21	\$5,803.22
MTED - Trans Subs	CATERPILLAR TRACTOR SUB	35300 - Station Equipment	Non-Unitized	\$1,590,632.15	\$14,350.62	\$1,576,281.53
	CATERPILLAR TRACTOR SUB Total			\$1,664,147.24	\$56,338.18	\$1,607,809.06
MTED - Dist Subs	COLLINS SUB	35300 - Station Equipment	Non-Unitized	\$1,741.44	\$79.47	\$1,661.97
MTED - Dist Subs	COLLINS SUB	35300 - Station Equipment	Non-Unitized	\$60,322.72	\$544.23	\$59,778.49
	COLLINS SUB Total			\$62,064.16	\$623.70	\$61,440.46
MTED - Trans Subs	CONEMAUGH SWITCHING STATION SUB	35300 - Station Equipment	Structure	\$0.01	\$0.01	\$0.00
MTED - Trans Subs	CONEMAUGH SWITCHING STATION SUB	35300 - Station Equipment	Structure	\$1,917.41	\$1,414.28	\$503.13
MTED - Trans Subs	CONEMAUGH SWITCHING STATION SUB	35300 - Station Equipment	Structure	\$2,763.93	\$2,004.15	\$759.78
MTED - Trans Subs	CONEMAUGH SWITCHING STATION SUB	35300 - Station Equipment	Structure	\$7,189.63	\$2,387.12	\$4,802.51
MTED - Trans Subs	CONEMAUGH SWITCHING STATION SUB	35300 - Station Equipment	Structure	\$7,282.34	\$3,617.61	\$3,664.73
MTED - Trans Subs	CONEMAUGH SWITCHING STATION SUB	35300 - Station Equipment	Structure	\$8,237.00	\$3,352.07	\$4,884.93
MTED - Trans Subs	CONEMAUGH SWITCHING STATION SUB	35300 - Station Equipment	Structure	\$10,087.00	\$4,654.69	\$5,432.31
MTED - Trans Subs	CONEMAUGH SWITCHING STATION SUB	35300 - Station Equipment	Transformer, Power	\$122,442.99	\$78,670.48	\$43,772.51
MTED - Trans Subs	CONEMAUGH SWITCHING STATION SUB	35300 - Station Equipment	Transformer, Power	\$238,400.47	\$181,530.70	\$56,869.77
MTED - Trans Subs	CONEMAUGH SWITCHING STATION SUB	35300 - Station Equipment	Structure	\$437,160.13	\$185,926.76	\$251,233.37
MTED - Trans Subs	CONEMAUGH SWITCHING STATION SUB	35300 - Station Equipment	Structure	\$982,629.62	\$748,226.05	\$234,403.57
	CONEMAUGH SWITCHING STATION SUB Total			\$1,818,110.53	\$1,211,783.92	\$606,326.61
MTED - Dist Subs	CROSSROADS SUB	35300 - Station Equipment	Non-Unitized	\$4.58	\$0.13	\$4.45

Major Location	Asset Location	Utility Account	Asset Retirement Unit	Book Cost	Allocated Reserve	Net Book Value
	CROSSROADS SUB Total			\$4.58	\$0.13	\$4.45
MTED - SUB-TRANS SUBS	DANA CORPORATION SUB	35300 - Station Equipment	Wiring	\$159.50	\$77.03	\$82.47
MTED - SUB-TRANS SUBS	DANA CORPORATION SUB	35300 - Station Equipment	Foundation - Equipment	\$362.50	\$175.08	\$187.42
MTED - SUB-TRANS SUBS	DANA CORPORATION SUB	35300 - Station Equipment	Switch	\$402.36	\$194.33	\$208.03
MTED - SUB-TRANS SUBS	DANA CORPORATION SUB	35300 - Station Equipment	Structure	\$935.24	\$451.70	\$483.54
	DANA CORPORATION SUB Total			\$1,859.60	\$898.14	\$961.46
MTED - SUB-TRANS SUBS	EXIDE SUB	35300 - Station Equipment	Transformer, Station Service : Each	\$27,441.98	\$2,764.43	\$24,677.55
	EXIDE SUB Total			\$27,441.98	\$2,764.43	\$24,677.55
MTED - Trans Subs	GARDNERS TRANS SUB	35300 - Station Equipment	Non-Unitized	(\$418.46)	(\$42.61)	(\$375.85)
MTED - Trans Subs	GARDNERS TRANS SUB	35300 - Station Equipment	Circuit Breaker	\$121,219.18	\$10,056.05	\$111,163.13
	GARDNERS TRANS SUB Total			\$120,800.72	\$10,013.44	\$110,787.28
MTED - TL 138KV	GERMANTOWN PA to MARYLAND STATE LINE	35300 - Station Equipment	Non-Unitized	\$403.86	\$11.00	\$392.86
	GERMANTOWN PA to MARYLAND STATE LINE Total			\$403.86	\$11.00	\$392.86
MTED - SUB-TRANS SUBS	GERMANTOWN SUB	35300 - Station Equipment	Controls and Instrumentation	\$20.80	\$15.72	\$5.08
MTED - SUB-TRANS SUBS	GERMANTOWN SUB	35300 - Station Equipment	Conduit/Duct System	\$38.73	\$18.05	\$20.68
MTED - SUB-TRANS SUBS	GERMANTOWN SUB	35300 - Station Equipment	Battery System	\$207.65	\$149.48	\$58.17
MTED - SUB-TRANS SUBS	GERMANTOWN SUB	35300 - Station Equipment	Equipment Protective Lighting & Pow	\$279.56	\$201.26	\$78.30
MTED - SUB-TRANS SUBS	GERMANTOWN SUB	35300 - Station Equipment	Wood Pole	\$281.82	\$202.88	\$78.94
MTED - SUB-TRANS SUBS	GERMANTOWN SUB	35300 - Station Equipment	Office Furniture	\$321.05	\$231.12	\$89.93
MTED - SUB-TRANS SUBS	GERMANTOWN SUB	35300 - Station Equipment	Controls and Instrumentation	\$328.18	\$169.44	\$158.74
MTED - SUB-TRANS SUBS	GERMANTOWN SUB	35300 - Station Equipment	Carrier Equipment System	\$540.25	\$287.75	\$252.50
MTED - SUB-TRANS SUBS	GERMANTOWN SUB	35300 - Station Equipment	Wiring	\$710.49	\$331.08	\$379.41
MTED - SUB-TRANS SUBS	GERMANTOWN SUB	35300 - Station Equipment	Controls and Instrumentation	\$829.95	\$386.74	\$443.21
MTED - SUB-TRANS SUBS	GERMANTOWN SUB	35300 - Station Equipment	Controls and Instrumentation	\$867.25	\$674.43	\$192.82
MTED - SUB-TRANS SUBS	GERMANTOWN SUB	35300 - Station Equipment	Controls and Instrumentation	\$1,056.50	\$705.40	\$351.10
MTED - SUB-TRANS SUBS	GERMANTOWN SUB	35300 - Station Equipment	Grounding System, Station	\$1,533.43	\$816.74	\$716.69
MTED - SUB-TRANS SUBS	GERMANTOWN SUB	35300 - Station Equipment	Circuit Breaker	\$1,641.04	\$1,456.28	\$184.76
MTED - SUB-TRANS SUBS	GERMANTOWN SUB	35300 - Station Equipment	Relays	\$1,705.52	\$140.20	\$1,565.32
MTED - SUB-TRANS SUBS	GERMANTOWN SUB	35300 - Station Equipment	Controls and Instrumentation	\$1,711.23	\$1,188.35	\$522.88
MTED - SUB-TRANS SUBS	GERMANTOWN SUB	35300 - Station Equipment	Controls and Instrumentation	\$1,817.96	\$997.52	\$820.44
MTED - SUB-TRANS SUBS	GERMANTOWN SUB	35300 - Station Equipment	Carrier Equipment System	\$2,571.22	\$2,125.74	\$445.48
MTED - SUB-TRANS SUBS	GERMANTOWN SUB	35300 - Station Equipment	Battery System	\$2,828.00	\$1,460.09	\$1,367.91
MTED - SUB-TRANS SUBS	GERMANTOWN SUB	35300 - Station Equipment	Controls and Instrumentation	\$3,083.52	\$1,276.24	\$1,807.28
MTED - SUB-TRANS SUBS	GERMANTOWN SUB	35300 - Station Equipment	Controls and Instrumentation	\$3,528.00	\$1,763.10	\$1,764.90
MTED - SUB-TRANS SUBS	GERMANTOWN SUB	35300 - Station Equipment	Circuit Breaker	\$3,577.26	\$2,575.26	\$1,002.00
MTED - SUB-TRANS SUBS	GERMANTOWN SUB	35300 - Station Equipment	Conduit/Duct System	\$3,598.81	\$1,916.80	\$1,682.01
MTED - SUB-TRANS SUBS	GERMANTOWN SUB	35300 - Station Equipment	Non-Unitized	\$3,650.73	\$234.43	\$3,416.30
MTED - SUB-TRANS SUBS	GERMANTOWN SUB	35300 - Station Equipment	Minor Station Equipment	\$4,171.67	\$1,652.76	\$2,518.91
MTED - SUB-TRANS SUBS	GERMANTOWN SUB	35300 - Station Equipment	Wiring	\$5,079.89	\$2,705.66	\$2,374.23
MTED - SUB-TRANS SUBS	GERMANTOWN SUB	35300 - Station Equipment	Carrier Equipment System	\$5,288.92	\$2,730.66	\$2,558.26
MTED - SUB-TRANS SUBS	GERMANTOWN SUB	35300 - Station Equipment	Wiring	\$6,222.78	\$1,091.18	\$5,131.60
MTED - SUB-TRANS SUBS	GERMANTOWN SUB	35300 - Station Equipment	Foundation - Equipment	\$6,307.89	\$4,541.04	\$1,766.85
MTED - SUB-TRANS SUBS	GERMANTOWN SUB	35300 - Station Equipment	Controls and Instrumentation	\$7,958.23	\$4,238.72	\$3,719.51
MTED - SUB-TRANS SUBS	GERMANTOWN SUB	35300 - Station Equipment	Under-load Tap Changer (LTC)	\$8,287.93	\$834.91	\$7,453.02
MTED - SUB-TRANS SUBS	GERMANTOWN SUB	35300 - Station Equipment	Switch	\$8,325.85	\$2,849.03	\$5,476.82
MTED - SUB-TRANS SUBS	GERMANTOWN SUB	35300 - Station Equipment	Transformer, Instrument	\$8,647.46	\$6,225.29	\$2,422.17
MTED - SUB-TRANS SUBS	GERMANTOWN SUB	35300 - Station Equipment	Transformer, Power	\$8,705.62	\$4,776.82	\$3,928.80

Major Location	Asset Location	Utility Account	Asset Retirement Unit	Book Cost	Allocated Reserve	Net Book Value
MTED - SUB-TRANS SUBS	GERMANTOWN SUB	35300 - Station Equipment	Transformer, Instrument	\$10,702.26	\$4,987.12	\$5,715.14
MTED - SUB-TRANS SUBS	GERMANTOWN SUB	35300 - Station Equipment	Grounding System, Station	\$10,722.47	\$7,719.09	\$3,003.38
MTED - SUB-TRANS SUBS	GERMANTOWN SUB	35300 - Station Equipment	Relays	\$10,981.09	\$2,949.93	\$8,031.16
MTED - SUB-TRANS SUBS	GERMANTOWN SUB	35300 - Station Equipment	Conduit/Duct System	\$11,001.62	\$7,920.05	\$3,081.57
MTED - SUB-TRANS SUBS	GERMANTOWN SUB	35300 - Station Equipment	Controls and Instrumentation	\$12,057.70	\$9,968.60	\$2,089.10
MTED - SUB-TRANS SUBS	GERMANTOWN SUB	35300 - Station Equipment	Carrier Equipment System	\$12,148.19	\$8,745.45	\$3,402.74
MTED - SUB-TRANS SUBS	GERMANTOWN SUB	35300 - Station Equipment	Foundation - Equipment	\$12,510.97	\$6,663.61	\$5,847.36
MTED - SUB-TRANS SUBS	GERMANTOWN SUB	35300 - Station Equipment	Disconnect Switch	\$13,019.24	\$1,070.23	\$11,949.01
MTED - SUB-TRANS SUBS	GERMANTOWN SUB	35300 - Station Equipment	Transformer, Other	\$14,367.21	\$2,519.35	\$11,847.86
MTED - SUB-TRANS SUBS	GERMANTOWN SUB	35300 - Station Equipment	Transformer, Potential : Each	\$16,031.57	\$1,913.12	\$14,118.45
MTED - SUB-TRANS SUBS	GERMANTOWN SUB	35300 - Station Equipment	Arrester, Lightning & Surge Protect	\$16,113.40	\$7,508.63	\$8,604.77
MTED - SUB-TRANS SUBS	GERMANTOWN SUB	35300 - Station Equipment	Carrier Equipment System	\$16,336.29	\$6,180.44	\$10,155.85
MTED - SUB-TRANS SUBS	GERMANTOWN SUB	35300 - Station Equipment	Transformer, Power	\$17,599.35	\$12,669.74	\$4,929.61
MTED - SUB-TRANS SUBS	GERMANTOWN SUB	35300 - Station Equipment	Transformer, Instrument	\$18,907.14	\$10,070.35	\$8,836.79
MTED - SUB-TRANS SUBS	GERMANTOWN SUB	35300 - Station Equipment	Switch	\$19,870.35	\$14,304.62	\$5,565.73
MTED - SUB-TRANS SUBS	GERMANTOWN SUB	35300 - Station Equipment	Structure	\$30,383.30	\$21,872.88	\$8,510.42
MTED - SUB-TRANS SUBS	GERMANTOWN SUB	35300 - Station Equipment	Wiring	\$30,912.69	\$22,253.99	\$8,658.70
MTED - SUB-TRANS SUBS	GERMANTOWN SUB	35300 - Station Equipment	Controls and Instrumentation	\$31,132.70	\$22,412.37	\$8,720.33
MTED - SUB-TRANS SUBS	GERMANTOWN SUB	35300 - Station Equipment	Arrester, Lightning & Surge Protect	\$45,852.34	\$2,923.06	\$42,929.28
MTED - SUB-TRANS SUBS	GERMANTOWN SUB	35300 - Station Equipment	Non-Unitized	\$57,784.76	\$1,573.36	\$56,211.40
MTED - SUB-TRANS SUBS	GERMANTOWN SUB	35300 - Station Equipment	Circuit Breaker	\$97,161.79	\$45,276.13	\$51,885.66
MTED - SUB-TRANS SUBS	GERMANTOWN SUB	35300 - Station Equipment	Equipment Spill and Leakage System	\$111,869.70	\$48,264.60	\$63,605.10
MTED - SUB-TRANS SUBS	GERMANTOWN SUB	35300 - Station Equipment	Transformer, Power	\$125,809.46	\$104,011.88	\$21,797.58
MTED - SUB-TRANS SUBS	GERMANTOWN SUB	35300 - Station Equipment	Reactor	\$188,282.01	\$100,283.05	\$87,998.96
MTED - SUB-TRANS SUBS	GERMANTOWN SUB	35300 - Station Equipment	Circuit Breaker	\$228,436.65	\$18,778.36	\$209,658.29
	GERMANTOWN SUB Total			\$1,265,719.44	\$543,810.19	\$721,909.25
MTED - Dist Subs	GLADES SUB	35300 - Station Equipment	Non-Unitized	\$2,422.26	\$110.53	\$2,311.73
	GLADES SUB Total			\$2,422.26	\$110.53	\$2,311.73
MTED - Dist Subs	GLENDON DIST SUB	35300 - Station Equipment	Non-Unitized	\$60,501.85	\$545.84	\$59,956.01
	GLENDON DIST SUB Total			\$60,501.85	\$545.84	\$59,956.01
MTED - Trans Subs	GLENDON TRANS SUB	35300 - Station Equipment	Panel, A.C. Distribution	\$1,934.26	\$344.93	\$1,589.33
MTED - Trans Subs	GLENDON TRANS SUB	35300 - Station Equipment	CT 138KV	\$4,405.77	\$616.48	\$3,789.29
MTED - Trans Subs	GLENDON TRANS SUB	35300 - Station Equipment	Control Wiring	\$7,119.13	\$1,269.52	\$5,849.61
MTED - Trans Subs	GLENDON TRANS SUB	35300 - Station Equipment	Revenue Metering Equipment	\$8,489.22	\$1,513.84	\$6,975.38
MTED - Trans Subs	GLENDON TRANS SUB	35300 - Station Equipment	Conduit	\$8,719.71	\$1,220.11	\$7,499.60
MTED - Trans Subs	GLENDON TRANS SUB	35300 - Station Equipment	Cable, Wiring	\$9,943.55	\$1,391.37	\$8,552.18
MTED - Trans Subs	GLENDON TRANS SUB	35300 - Station Equipment	Conduit/Duct System	\$17,193.36	\$3,066.01	\$14,127.35
MTED - Trans Subs	GLENDON TRANS SUB	35300 - Station Equipment	RTU - SCADA	\$33,849.42	\$6,036.20	\$27,813.22
MTED - Trans Subs	GLENDON TRANS SUB	35300 - Station Equipment	Wiring	\$86,921.68	\$17,175.16	\$69,746.52
MTED - Trans Subs	GLENDON TRANS SUB	35300 - Station Equipment	Relaying Equipment	\$108,454.65	\$15,175.68	\$93,278.97
MTED - Trans Subs	GLENDON TRANS SUB	35300 - Station Equipment	Capacitor Bank	\$325,909.91	\$64,397.69	\$261,512.22
	GLENDON TRANS SUB Total			\$612,940.66	\$112,207.00	\$500,733.66
MTED - Dist Subs	HAMILTON SUB	35300 - Station Equipment	Non-Unitized	\$415.66	\$18.97	\$396.69
MTED - Dist Subs	HAMILTON SUB	35300 - Station Equipment	Non-Unitized	\$595.56	\$16.21	\$579.35
	HAMILTON SUB Total			\$1,011.22	\$35.18	\$976.04
MTED - Dist Subs	HILL SUB	35300 - Station Equipment	Circuit Breaker	\$809,217.28	\$217,386.21	\$591,831.07
	HILL SUB Total			\$809,217.28	\$217,386.21	\$591,831.07

Major Location	Asset Location	Utility Account	Asset Retirement Unit	Book Cost	Allocated Reserve	Net Book Value
MTED - Trans Subs	HOKES SUB	35300 - Station Equipment	Foundation - Equipment	\$165.37	\$4.51	\$160.86
MTED - Trans Subs	HOKES SUB	35300 - Station Equipment	Conduit/Duct System	\$300.69	\$8.19	\$292.50
MTED - Trans Subs	HOKES SUB	35300 - Station Equipment	Non-Unitized	\$1,067.21	\$29.05	\$1,038.16
MTED - Trans Subs	HOKES SUB	35300 - Station Equipment	Control Wiring	\$1,563.61	\$42.58	\$1,521.03
MTED - Trans Subs	HOKES SUB	35300 - Station Equipment	Bus	\$2,826.52	\$76.96	\$2,749.56
MTED - Trans Subs	HOKES SUB	35300 - Station Equipment	Battery Charger	\$5,588.41	\$152.16	\$5,436.25
MTED - Trans Subs	HOKES SUB	35300 - Station Equipment	Structure	\$6,374.74	\$173.57	\$6,201.17
MTED - Trans Subs	HOKES SUB	35300 - Station Equipment	CT 2.5KV - 15KV	\$8,319.64	\$226.52	\$8,093.12
MTED - Trans Subs	HOKES SUB	35300 - Station Equipment	Switch	\$85,392.76	\$2,325.07	\$83,067.69
MTED - Trans Subs	HOKES SUB	35300 - Station Equipment	Circuit Breaker	\$174,645.50	\$4,755.24	\$169,890.26
	HOKES SUB Total			\$286,244.45	\$7,793.86	\$278,450.59
MTED - Trans Subs	HOSENSACK SUB	35300 - Station Equipment	Non-Unitized	(\$22,929.88)	(\$1,472.47)	(\$21,457.41)
MTED - Trans Subs	HOSENSACK SUB	35300 - Station Equipment	Circuit Breaker	(\$956.10)	(\$133.79)	(\$822.31)
MTED - Trans Subs	HOSENSACK SUB	35300 - Station Equipment	Conduit	(\$4.76)	(\$4.09)	(\$4.09)
MTED - Trans Subs	HOSENSACK SUB	35300 - Station Equipment	Non-Unitized	\$3.26	\$0.03	\$3.23
MTED - Trans Subs	HOSENSACK SUB	35300 - Station Equipment	Misc Tools & Equipment	\$17.56	\$14.92	\$2.64
MTED - Trans Subs	HOSENSACK SUB	35300 - Station Equipment	Office Furniture	\$26.77	\$25.83	\$0.94
MTED - Trans Subs	HOSENSACK SUB	35300 - Station Equipment	Office Furniture	\$39.90	\$38.59	\$1.31
MTED - Trans Subs	HOSENSACK SUB	35300 - Station Equipment	Grounding System, Station	\$48.22	\$40.17	\$8.05
MTED - Trans Subs	HOSENSACK SUB	35300 - Station Equipment	Controls and Instrumentation	\$48.48	\$40.38	\$8.10
MTED - Trans Subs	HOSENSACK SUB	35300 - Station Equipment	Office Furniture	\$49.14	\$47.59	\$1.55
MTED - Trans Subs	HOSENSACK SUB	35300 - Station Equipment	Misc Tools & Equipment	\$52.75	\$47.37	\$5.38
MTED - Trans Subs	HOSENSACK SUB	35300 - Station Equipment	Controls and Instrumentation	\$57.11	\$45.95	\$11.16
MTED - Trans Subs	HOSENSACK SUB	35300 - Station Equipment	Switchgear	\$58.66	\$42.54	\$16.12
MTED - Trans Subs	HOSENSACK SUB	35300 - Station Equipment	Conduit/Duct System	\$66.62	\$53.60	\$13.02
MTED - Trans Subs	HOSENSACK SUB	35300 - Station Equipment	Controls and Instrumentation	\$97.21	\$77.22	\$19.99
MTED - Trans Subs	HOSENSACK SUB	35300 - Station Equipment	Controls and Instrumentation	\$107.31	\$95.09	\$12.22
MTED - Trans Subs	HOSENSACK SUB	35300 - Station Equipment	Carrier Equipment System	\$110.02	\$54.65	\$55.37
MTED - Trans Subs	HOSENSACK SUB	35300 - Station Equipment	Controls and Instrumentation	\$129.95	\$90.83	\$39.12
MTED - Trans Subs	HOSENSACK SUB	35300 - Station Equipment	Structure	\$135.68	\$115.32	\$20.36
MTED - Trans Subs	HOSENSACK SUB	35300 - Station Equipment	Misc Tools & Equipment	\$150.13	\$122.27	\$27.86
MTED - Trans Subs	HOSENSACK SUB	35300 - Station Equipment	Wiring	\$153.68	\$107.42	\$46.26
MTED - Trans Subs	HOSENSACK SUB	35300 - Station Equipment	Switchgear	\$156.42	\$105.03	\$51.39
MTED - Trans Subs	HOSENSACK SUB	35300 - Station Equipment	Conduit/Duct System	\$171.30	\$66.54	\$104.76
MTED - Trans Subs	HOSENSACK SUB	35300 - Station Equipment	Battery System	\$199.95	\$179.59	\$20.36
MTED - Trans Subs	HOSENSACK SUB	35300 - Station Equipment	Grounding System, Station	\$271.05	\$105.29	\$165.76
MTED - Trans Subs	HOSENSACK SUB	35300 - Station Equipment	Switchgear	\$276.00	\$229.89	\$46.11
MTED - Trans Subs	HOSENSACK SUB	35300 - Station Equipment	Grounding System, Station	\$320.04	\$214.90	\$105.14
MTED - Trans Subs	HOSENSACK SUB	35300 - Station Equipment	Carrier Equipment System	\$340.82	\$314.55	\$26.27
MTED - Trans Subs	HOSENSACK SUB	35300 - Station Equipment	Conduit/Duct System	\$350.68	\$235.46	\$115.22
MTED - Trans Subs	HOSENSACK SUB	35300 - Station Equipment	Foundation - Equipment	\$360.01	\$299.85	\$60.16
MTED - Trans Subs	HOSENSACK SUB	35300 - Station Equipment	Switchgear	\$361.66	\$271.14	\$90.52
MTED - Trans Subs	HOSENSACK SUB	35300 - Station Equipment	Minor Station Equipment	\$367.83	\$325.94	\$41.89
MTED - Trans Subs	HOSENSACK SUB	35300 - Station Equipment	Grounding System, Station	\$368.40	\$288.75	\$79.65
MTED - Trans Subs	HOSENSACK SUB	35300 - Station Equipment	Conduit/Duct System	\$396.73	\$161.45	\$235.28
MTED - Trans Subs	HOSENSACK SUB	35300 - Station Equipment	Conduit/Duct System	\$409.45	\$203.40	\$206.05
MTED - Trans Subs	HOSENSACK SUB	35300 - Station Equipment	Transformer, Instrument	\$426.97	\$375.54	\$51.43

Major Location	Asset Location	Utility Account	Asset Retirement Unit	Book Cost	Allocated Reserve	Net Book Value
MTED - Trans Subs	HOSENSACK SUB	35300 - Station Equipment	Wiring	\$458.03	\$337.84	\$120.19
MTED - Trans Subs	HOSENSACK SUB	35300 - Station Equipment	Foundation - Equipment	\$546.77	\$428.55	\$118.22
MTED - Trans Subs	HOSENSACK SUB	35300 - Station Equipment	Switchgear	\$592.52	\$437.04	\$155.48
MTED - Trans Subs	HOSENSACK SUB	35300 - Station Equipment	Wiring	\$613.52	\$511.00	\$102.52
MTED - Trans Subs	HOSENSACK SUB	35300 - Station Equipment	Conduit/Duct System	\$623.83	\$519.59	\$104.24
MTED - Trans Subs	HOSENSACK SUB	35300 - Station Equipment	Structure	\$658.00	\$515.73	\$142.27
MTED - Trans Subs	HOSENSACK SUB	35300 - Station Equipment	Grounding System, Station	\$702.86	\$336.82	\$366.04
MTED - Trans Subs	HOSENSACK SUB	35300 - Station Equipment	Carrier Equipment System	\$737.92	\$505.78	\$232.14
MTED - Trans Subs	HOSENSACK SUB	35300 - Station Equipment	Equipment Protective Lighting & Pow	\$887.85	\$608.54	\$279.31
MTED - Trans Subs	HOSENSACK SUB	35300 - Station Equipment	Structure	\$967.01	\$787.53	\$179.48
MTED - Trans Subs	HOSENSACK SUB	35300 - Station Equipment	Control Wiring	\$1,153.31	\$31.40	\$1,121.91
MTED - Trans Subs	HOSENSACK SUB	35300 - Station Equipment	Minor Station Equipment	\$1,294.48	\$1,028.31	\$266.17
MTED - Trans Subs	HOSENSACK SUB	35300 - Station Equipment	Transformer, Power	\$1,310.43	\$1,091.47	\$218.96
MTED - Trans Subs	HOSENSACK SUB	35300 - Station Equipment	Non-Unitized	\$1,486.97	\$67.85	\$1,419.12
MTED - Trans Subs	HOSENSACK SUB	35300 - Station Equipment	Wiring	\$1,511.09	\$1,184.38	\$326.71
MTED - Trans Subs	HOSENSACK SUB	35300 - Station Equipment	Carrier Equipment System	\$1,529.00	\$1,026.66	\$502.34
MTED - Trans Subs	HOSENSACK SUB	35300 - Station Equipment	CT 34.5KV	\$1,637.75	\$229.17	\$1,408.58
MTED - Trans Subs	HOSENSACK SUB	35300 - Station Equipment	Switch	\$1,688.31	\$809.08	\$879.23
MTED - Trans Subs	HOSENSACK SUB	35300 - Station Equipment	Wiring	\$1,691.06	\$840.06	\$851.00
MTED - Trans Subs	HOSENSACK SUB	35300 - Station Equipment	Transformer, Instrument	\$1,702.64	\$661.36	\$1,041.28
MTED - Trans Subs	HOSENSACK SUB	35300 - Station Equipment	Conduit/Duct System	\$1,778.23	\$1,448.19	\$330.04
MTED - Trans Subs	HOSENSACK SUB	35300 - Station Equipment	Wiring	\$1,875.72	\$728.59	\$1,147.13
MTED - Trans Subs	HOSENSACK SUB	35300 - Station Equipment	Wiring	\$1,950.10	\$1,588.17	\$361.93
MTED - Trans Subs	HOSENSACK SUB	35300 - Station Equipment	Switchgear	\$2,072.49	\$1,331.59	\$740.90
MTED - Trans Subs	HOSENSACK SUB	35300 - Station Equipment	Switchgear	\$2,076.31	\$1,581.01	\$495.30
MTED - Trans Subs	HOSENSACK SUB	35300 - Station Equipment	Grounding System, Station	\$2,132.07	\$1,736.36	\$395.71
MTED - Trans Subs	HOSENSACK SUB	35300 - Station Equipment	Transformer, Power	\$2,151.99	\$1,932.85	\$219.14
MTED - Trans Subs	HOSENSACK SUB	35300 - Station Equipment	Structure	\$2,233.16	\$1,070.18	\$1,162.98
MTED - Trans Subs	HOSENSACK SUB	35300 - Station Equipment	Conduit/Duct System	\$2,302.85	\$1,698.59	\$604.26
MTED - Trans Subs	HOSENSACK SUB	35300 - Station Equipment	Controls and Instrumentation	\$2,458.90	\$2,002.54	\$456.36
MTED - Trans Subs	HOSENSACK SUB	35300 - Station Equipment	Minor Station Equipment	\$2,549.45	\$846.48	\$1,702.97
MTED - Trans Subs	HOSENSACK SUB	35300 - Station Equipment	Minor Station Equipment	\$2,566.26	\$2,064.76	\$501.50
MTED - Trans Subs	HOSENSACK SUB	35300 - Station Equipment	Carrier Equipment System	\$2,793.86	\$2,247.89	\$545.97
MTED - Trans Subs	HOSENSACK SUB	35300 - Station Equipment	Conduit/Duct System	\$2,939.56	\$2,303.99	\$635.57
MTED - Trans Subs	HOSENSACK SUB	35300 - Station Equipment	Conduit/Duct System	\$3,085.70	\$1,478.73	\$1,606.97
MTED - Trans Subs	HOSENSACK SUB	35300 - Station Equipment	Switchgear	\$3,310.32	\$1,527.56	\$1,782.76
MTED - Trans Subs	HOSENSACK SUB	35300 - Station Equipment	Switch	\$3,440.49	\$481.41	\$2,959.08
MTED - Trans Subs	HOSENSACK SUB	35300 - Station Equipment	Conduit/Duct System	\$3,484.55	\$3,129.72	\$354.83
MTED - Trans Subs	HOSENSACK SUB	35300 - Station Equipment	Circuit Breaker	\$3,553.93	\$2,785.52	\$768.41
MTED - Trans Subs	HOSENSACK SUB	35300 - Station Equipment	Carrier Equipment System	\$3,633.96	\$2,808.36	\$825.60
MTED - Trans Subs	HOSENSACK SUB	35300 - Station Equipment	Arrester, Lightning & Surge Protect	\$3,844.30	\$3,013.12	\$831.18
MTED - Trans Subs	HOSENSACK SUB	35300 - Station Equipment	Circuit Breaker	\$4,028.56	\$3,618.33	\$410.23
MTED - Trans Subs	HOSENSACK SUB	35300 - Station Equipment	Foundation - Equipment	\$4,308.66	\$3,508.99	\$799.67
MTED - Trans Subs	HOSENSACK SUB	35300 - Station Equipment	Controls and Instrumentation	\$4,311.12	\$2,289.73	\$2,021.39
MTED - Trans Subs	HOSENSACK SUB	35300 - Station Equipment	Circuit Breaker	\$4,431.55	\$3,609.07	\$822.48
MTED - Trans Subs	HOSENSACK SUB	35300 - Station Equipment	Control Wiring	\$4,623.81	\$383.58	\$4,240.23
MTED - Trans Subs	HOSENSACK SUB	35300 - Station Equipment	Equipment Enclosure	\$4,672.35	\$300.04	\$4,372.31

Major Location	Asset Location	Utility Account	Asset Retirement Unit	Book Cost	Allocated Reserve	Net Book Value
MTED - Trans Subs	HOSENSACK SUB	35300 - Station Equipment	Transformer, Current : Each	\$5,250.22	\$435.55	\$4,814.67
MTED - Trans Subs	HOSENSACK SUB	35300 - Station Equipment	Non-Unitized	\$5,540.07	\$459.59	\$5,080.48
MTED - Trans Subs	HOSENSACK SUB	35300 - Station Equipment	Foundation - Equipment	\$5,665.38	\$5,088.48	\$576.90
MTED - Trans Subs	HOSENSACK SUB	35300 - Station Equipment	Minor Station Equipment	\$5,738.35	\$4,673.33	\$1,065.02
MTED - Trans Subs	HOSENSACK SUB	35300 - Station Equipment	Switchgear	\$6,330.65	\$4,961.88	\$1,368.77
MTED - Trans Subs	HOSENSACK SUB	35300 - Station Equipment	Controls and Instrumentation	\$6,419.10	\$5,455.71	\$963.39
MTED - Trans Subs	HOSENSACK SUB	35300 - Station Equipment	Cabinets/Panels/Consoles	\$6,498.75	\$176.95	\$6,321.80
MTED - Trans Subs	HOSENSACK SUB	35300 - Station Equipment	Wiring	\$6,627.12	\$4,449.82	\$2,177.30
MTED - Trans Subs	HOSENSACK SUB	35300 - Station Equipment	Circuit Breaker	\$6,982.58	\$4,785.94	\$2,196.64
MTED - Trans Subs	HOSENSACK SUB	35300 - Station Equipment	Conduit/Duct System	\$6,989.65	\$5,940.63	\$1,049.02
MTED - Trans Subs	HOSENSACK SUB	35300 - Station Equipment	Grounding System, Station	\$7,087.28	\$5,477.13	\$1,610.15
MTED - Trans Subs	HOSENSACK SUB	35300 - Station Equipment	Equipment Enclosure	\$7,482.73	\$2,906.55	\$4,576.18
MTED - Trans Subs	HOSENSACK SUB	35300 - Station Equipment	Minor Station Equipment	\$7,829.46	\$6,050.69	\$1,778.77
MTED - Trans Subs	HOSENSACK SUB	35300 - Station Equipment	Foundation - Equipment	\$7,894.59	\$3,783.26	\$4,111.33
MTED - Trans Subs	HOSENSACK SUB	35300 - Station Equipment	Foundation - Equipment	\$7,959.08	\$6,150.86	\$1,808.22
MTED - Trans Subs	HOSENSACK SUB	35300 - Station Equipment	Wiring	\$7,974.96	\$3,821.78	\$4,153.18
MTED - Trans Subs	HOSENSACK SUB	35300 - Station Equipment	Switch	\$8,335.26	\$6,788.26	\$1,547.00
MTED - Trans Subs	HOSENSACK SUB	35300 - Station Equipment	Controls and Instrumentation	\$8,465.84	\$6,244.40	\$2,221.44
MTED - Trans Subs	HOSENSACK SUB	35300 - Station Equipment	Battery Charger	\$8,634.85	\$879.35	\$7,755.50
MTED - Trans Subs	HOSENSACK SUB	35300 - Station Equipment	Reactor	\$9,246.11	\$1,117.25	\$8,128.86
MTED - Trans Subs	HOSENSACK SUB	35300 - Station Equipment	Minor Station Equipment	\$9,637.56	\$7,553.80	\$2,083.76
MTED - Trans Subs	HOSENSACK SUB	35300 - Station Equipment	Carrier Equipment System	\$9,686.70	\$3,942.03	\$5,744.67
MTED - Trans Subs	HOSENSACK SUB	35300 - Station Equipment	Transformer, Power	\$10,337.96	\$7,085.74	\$3,252.22
MTED - Trans Subs	HOSENSACK SUB	35300 - Station Equipment	Switchgear	\$10,618.51	\$8,647.74	\$1,970.77
MTED - Trans Subs	HOSENSACK SUB	35300 - Station Equipment	Structure	\$11,176.15	\$4,341.20	\$6,834.95
MTED - Trans Subs	HOSENSACK SUB	35300 - Station Equipment	Switchgear	\$11,237.01	\$4,364.83	\$6,872.18
MTED - Trans Subs	HOSENSACK SUB	35300 - Station Equipment	Controls and Instrumentation	\$11,448.13	\$8,972.90	\$2,475.23
MTED - Trans Subs	HOSENSACK SUB	35300 - Station Equipment	Controls and Instrumentation	\$11,507.95	\$5,514.86	\$5,993.09
MTED - Trans Subs	HOSENSACK SUB	35300 - Station Equipment	Bushings	\$12,386.52	\$337.26	\$12,049.26
MTED - Trans Subs	HOSENSACK SUB	35300 - Station Equipment	Arrester, Lightning & Surge Protect	\$13,291.37	\$11,937.93	\$1,353.44
MTED - Trans Subs	HOSENSACK SUB	35300 - Station Equipment	Switch	\$13,661.66	\$10,707.84	\$2,953.82
MTED - Trans Subs	HOSENSACK SUB	35300 - Station Equipment	Carrier Equipment System	\$13,668.80	\$10,713.43	\$2,955.37
MTED - Trans Subs	HOSENSACK SUB	35300 - Station Equipment	Fire Protection System for Equipmnt	\$14,030.59	\$12,601.87	\$1,428.72
MTED - Trans Subs	HOSENSACK SUB	35300 - Station Equipment	Cable, Wiring	\$15,095.25	\$969.36	\$14,125.89
MTED - Trans Subs	HOSENSACK SUB	35300 - Station Equipment	Generator, Motor Sets & Auxiliary S	\$15,245.63	\$11,781.99	\$3,463.64
MTED - Trans Subs	HOSENSACK SUB	35300 - Station Equipment	Disconnect Switch	\$15,323.50	\$1,560.49	\$13,763.01
MTED - Trans Subs	HOSENSACK SUB	35300 - Station Equipment	Carrier Equipment System	\$15,904.17	\$14,284.67	\$1,619.50
MTED - Trans Subs	HOSENSACK SUB	35300 - Station Equipment	Controls and Instrumentation	\$18,479.25	\$14,280.96	\$4,198.29
MTED - Trans Subs	HOSENSACK SUB	35300 - Station Equipment	CT 34.5KV	\$18,974.53	\$3,018.78	\$15,955.75
MTED - Trans Subs	HOSENSACK SUB	35300 - Station Equipment	Transformer, Instrument	\$19,907.79	\$16,212.96	\$3,694.83
MTED - Trans Subs	HOSENSACK SUB	35300 - Station Equipment	Wiring	\$23,721.13	\$1,523.28	\$22,197.85
MTED - Trans Subs	HOSENSACK SUB	35300 - Station Equipment	Reactor	\$23,978.28	\$16,100.36	\$7,877.92
MTED - Trans Subs	HOSENSACK SUB	35300 - Station Equipment	Battery Cell Assembly	\$24,093.37	\$2,453.60	\$21,639.77
MTED - Trans Subs	HOSENSACK SUB	35300 - Station Equipment	Wiring	\$24,815.09	\$22,288.20	\$2,526.89
MTED - Trans Subs	HOSENSACK SUB	35300 - Station Equipment	Switchgear	\$24,937.10	\$21,194.49	\$3,742.61
MTED - Trans Subs	HOSENSACK SUB	35300 - Station Equipment	Conduit/Duct System	\$25,636.49	\$19,812.15	\$5,824.34
MTED - Trans Subs	HOSENSACK SUB	35300 - Station Equipment	Bus	\$26,237.00	\$1,684.84	\$24,552.16

Major Location	Asset Location	Utility Account	Asset Retirement Unit	Book Cost	Allocated Reserve	Net Book Value
MTED - Trans Subs	HOSENSACK SUB	35300 - Station Equipment	Carrier Equipment System	\$26,379.51	\$14,010.73	\$12,368.78
MTED - Trans Subs	HOSENSACK SUB	35300 - Station Equipment	Equipment Spill and Leakage System	\$27,358.89	\$12,133.06	\$15,225.83
MTED - Trans Subs	HOSENSACK SUB	35300 - Station Equipment	Switch	\$27,589.05	\$21,321.12	\$6,267.93
MTED - Trans Subs	HOSENSACK SUB	35300 - Station Equipment	Motor	\$27,752.01	\$9,214.29	\$18,537.72
MTED - Trans Subs	HOSENSACK SUB	35300 - Station Equipment	Non-Unitized	\$28,391.51	\$4,516.99	\$23,874.52
MTED - Trans Subs	HOSENSACK SUB	35300 - Station Equipment	Foundation - Equipment	\$31,539.71	\$21,617.64	\$9,922.07
MTED - Trans Subs	HOSENSACK SUB	35300 - Station Equipment	Controls and Instrumentation	\$33,708.38	\$13,093.48	\$20,614.90
MTED - Trans Subs	HOSENSACK SUB	35300 - Station Equipment	Relaying Equipment	\$34,616.82	\$2,871.72	\$31,745.10
MTED - Trans Subs	HOSENSACK SUB	35300 - Station Equipment	Switchgear	\$35,172.58	\$27,181.75	\$7,990.83
MTED - Trans Subs	HOSENSACK SUB	35300 - Station Equipment	Controls and Instrumentation	\$38,476.18	\$34,558.20	\$3,917.98
MTED - Trans Subs	HOSENSACK SUB	35300 - Station Equipment	Structure	\$40,565.50	\$31,349.46	\$9,216.04
MTED - Trans Subs	HOSENSACK SUB	35300 - Station Equipment	Equipment Enclosure	\$41,377.04	\$28,360.24	\$13,016.80
MTED - Trans Subs	HOSENSACK SUB	35300 - Station Equipment	Switchgear	\$44,613.80	\$40,070.83	\$4,542.97
MTED - Trans Subs	HOSENSACK SUB	35300 - Station Equipment	Grounding System, Station	\$45,409.16	\$31,123.89	\$14,285.27
MTED - Trans Subs	HOSENSACK SUB	35300 - Station Equipment	Arrester, Lightning & Surge Protect	\$45,608.48	\$21,856.58	\$23,751.90
MTED - Trans Subs	HOSENSACK SUB	35300 - Station Equipment	Relays	\$46,193.73	\$3,832.12	\$42,361.61
MTED - Trans Subs	HOSENSACK SUB	35300 - Station Equipment	Arrester, Lightning & Surge Protect	\$47,205.35	\$32,355.02	\$14,850.33
MTED - Trans Subs	HOSENSACK SUB	35300 - Station Equipment	Carrier Equipment System	\$47,385.10	\$22,707.97	\$24,677.13
MTED - Trans Subs	HOSENSACK SUB	35300 - Station Equipment	Grounding System, Station	\$49,537.18	\$3,181.09	\$46,356.09
MTED - Trans Subs	HOSENSACK SUB	35300 - Station Equipment	Relays	\$50,089.80	\$1,363.84	\$48,725.96
MTED - Trans Subs	HOSENSACK SUB	35300 - Station Equipment	Switchgear	\$63,586.68	\$27,043.79	\$36,542.89
MTED - Trans Subs	HOSENSACK SUB	35300 - Station Equipment	Disconnect Switch	\$64,128.15	\$578.56	\$63,549.59
MTED - Trans Subs	HOSENSACK SUB	35300 - Station Equipment	Wiring	\$66,381.62	\$51,300.44	\$15,081.18
MTED - Trans Subs	HOSENSACK SUB	35300 - Station Equipment	Switch	\$67,801.26	\$60,897.15	\$6,904.11
MTED - Trans Subs	HOSENSACK SUB	35300 - Station Equipment	Transformer, Instrument	\$69,149.61	\$62,108.19	\$7,041.42
MTED - Trans Subs	HOSENSACK SUB	35300 - Station Equipment	Circuit Breaker	\$71,834.71	\$55,514.64	\$16,320.07
MTED - Trans Subs	HOSENSACK SUB	35300 - Station Equipment	Switchgear	\$74,238.37	\$50,883.73	\$23,354.64
MTED - Trans Subs	HOSENSACK SUB	35300 - Station Equipment	CT 600V CATEGORY 1	\$77,570.11	\$6,435.03	\$71,135.08
MTED - Trans Subs	HOSENSACK SUB	35300 - Station Equipment	Disconnect Switch	\$78,876.39	\$6,543.40	\$72,332.99
MTED - Trans Subs	HOSENSACK SUB	35300 - Station Equipment	RTU - SCADA	\$82,561.82	\$5,301.80	\$77,260.02
MTED - Trans Subs	HOSENSACK SUB	35300 - Station Equipment	Controls and Instrumentation	\$85,613.60	\$42,529.92	\$43,083.68
MTED - Trans Subs	HOSENSACK SUB	35300 - Station Equipment	Controls and Instrumentation	\$98,029.71	\$39,893.48	\$58,136.23
MTED - Trans Subs	HOSENSACK SUB	35300 - Station Equipment	Circuit Breaker	\$107,116.08	\$2,916.55	\$104,199.53
MTED - Trans Subs	HOSENSACK SUB	35300 - Station Equipment	Conduit/Duct System	\$111,863.63	\$76,672.46	\$35,191.17
MTED - Trans Subs	HOSENSACK SUB	35300 - Station Equipment	Controls and Instrumentation	\$127,217.83	\$87,196.38	\$40,021.45
MTED - Trans Subs	HOSENSACK SUB	35300 - Station Equipment	Structure	\$131,197.70	\$89,924.22	\$41,273.48
MTED - Trans Subs	HOSENSACK SUB	35300 - Station Equipment	Switch	\$137,595.58	\$3,746.45	\$133,849.13
MTED - Trans Subs	HOSENSACK SUB	35300 - Station Equipment	Wiring	\$139,562.00	\$95,657.20	\$43,904.80
MTED - Trans Subs	HOSENSACK SUB	35300 - Station Equipment	Structure	\$155,829.53	\$139,961.61	\$15,867.92
MTED - Trans Subs	HOSENSACK SUB	35300 - Station Equipment	Switch	\$180,999.81	\$124,059.09	\$56,940.72
MTED - Trans Subs	HOSENSACK SUB	35300 - Station Equipment	Equipment Spill and Leakage System	\$182,419.77	\$125,032.34	\$57,387.43
MTED - Trans Subs	HOSENSACK SUB	35300 - Station Equipment	Non-Unitized	\$428,819.19	\$11,675.86	\$417,143.33
MTED - Trans Subs	HOSENSACK SUB	35300 - Station Equipment	Circuit Breaker	\$492,220.54	\$135,207.32	\$357,013.22
MTED - Trans Subs	HOSENSACK SUB	35300 - Station Equipment	Transformer, Power	\$506,114.60	\$242,541.13	\$263,573.47
MTED - Trans Subs	HOSENSACK SUB	35300 - Station Equipment	Circuit Breaker	\$537,749.91	\$208,880.44	\$328,869.47
MTED - Trans Subs	HOSENSACK SUB	35300 - Station Equipment	Circuit Breaker	\$639,563.52	\$41,070.33	\$598,493.19
	HOSENSACK SUB Total			\$6,221,643.64	\$2,560,130.15	\$3,661,513.49

Major Location	Asset Location	Utility Account	Asset Retirement Unit	Book Cost	Allocated Reserve	Net Book Value
MTED - TL 230KV	HUMMELSTOWN to NORTH HERSHEY (1099)	35300 - Station Equipment	Transformer, Power	\$17,855.27	\$4,561.15	\$13,294.12
	HUMMELSTOWN to NORTH HERSHEY (1099) Total			\$17,855.27	\$4,561.15	\$13,294.12
MTED - Trans Subs	HUNTERSTOWN SUB	35300 - Station Equipment	Non-Unitized	(\$24.14)	(\$0.21)	(\$23.93)
MTED - Trans Subs	HUNTERSTOWN SUB	35300 - Station Equipment	Controls and Instrumentation	\$12.49	\$11.22	\$1.27
MTED - Trans Subs	HUNTERSTOWN SUB	35300 - Station Equipment	Conduit/Duct System	\$65.80	\$32.69	\$33.11
MTED - Trans Subs	HUNTERSTOWN SUB	35300 - Station Equipment	Office Furniture	\$79.32	\$59.47	\$19.85
MTED - Trans Subs	HUNTERSTOWN SUB	35300 - Station Equipment	Equipment Protective Lighting & Pow	\$90.01	\$44.71	\$45.30
MTED - Trans Subs	HUNTERSTOWN SUB	35300 - Station Equipment	Switch	\$96.23	\$55.87	\$40.36
MTED - Trans Subs	HUNTERSTOWN SUB	35300 - Station Equipment	Conduit	\$117.15	\$25.41	\$91.74
MTED - Trans Subs	HUNTERSTOWN SUB	35300 - Station Equipment	Equipment Protective Lighting & Pow	\$139.03	\$64.16	\$74.87
MTED - Trans Subs	HUNTERSTOWN SUB	35300 - Station Equipment	Transformer, Power	\$142.91	\$107.14	\$35.77
MTED - Trans Subs	HUNTERSTOWN SUB	35300 - Station Equipment	Controls and Instrumentation	\$171.08	\$156.35	\$14.73
MTED - Trans Subs	HUNTERSTOWN SUB	35300 - Station Equipment	Switch	\$175.51	\$44.84	\$130.67
MTED - Trans Subs	HUNTERSTOWN SUB	35300 - Station Equipment	Wood Pole	\$206.14	\$154.55	\$51.59
MTED - Trans Subs	HUNTERSTOWN SUB	35300 - Station Equipment	Wood Pole	\$232.74	\$115.61	\$117.13
MTED - Trans Subs	HUNTERSTOWN SUB	35300 - Station Equipment	Controls and Instrumentation	\$243.00	\$204.50	\$38.50
MTED - Trans Subs	HUNTERSTOWN SUB	35300 - Station Equipment	Controls and Instrumentation	\$254.53	\$126.44	\$128.09
MTED - Trans Subs	HUNTERSTOWN SUB	35300 - Station Equipment	Grounding System, Station	\$296.68	\$207.38	\$89.30
MTED - Trans Subs	HUNTERSTOWN SUB	35300 - Station Equipment	Battery System	\$351.87	\$174.80	\$177.07
MTED - Trans Subs	HUNTERSTOWN SUB	35300 - Station Equipment	Equipment Protective Lighting & Pow	\$400.93	\$300.58	\$100.35
MTED - Trans Subs	HUNTERSTOWN SUB	35300 - Station Equipment	Controls and Instrumentation	\$445.79	\$258.85	\$186.94
MTED - Trans Subs	HUNTERSTOWN SUB	35300 - Station Equipment	Battery System	\$497.15	\$174.48	\$322.67
MTED - Trans Subs	HUNTERSTOWN SUB	35300 - Station Equipment	Equipment Protective Lighting & Pow	\$500.31	\$274.12	\$226.19
MTED - Trans Subs	HUNTERSTOWN SUB	35300 - Station Equipment	Battery Charger	\$520.20	\$72.79	\$447.41
MTED - Trans Subs	HUNTERSTOWN SUB	35300 - Station Equipment	Switchgear	\$848.09	\$464.68	\$383.41
MTED - Trans Subs	HUNTERSTOWN SUB	35300 - Station Equipment	Transformer, Power	\$894.06	\$719.34	\$174.72
MTED - Trans Subs	HUNTERSTOWN SUB	35300 - Station Equipment	Bus	\$971.49	\$135.93	\$835.56
MTED - Trans Subs	HUNTERSTOWN SUB	35300 - Station Equipment	Battery System	\$991.87	\$138.79	\$853.08
MTED - Trans Subs	HUNTERSTOWN SUB	35300 - Station Equipment	Bus-Insulators	\$1,142.75	\$247.85	\$894.90
MTED - Trans Subs	HUNTERSTOWN SUB	35300 - Station Equipment	Wiring	\$1,182.40	\$607.84	\$574.56
MTED - Trans Subs	HUNTERSTOWN SUB	35300 - Station Equipment	Non-Unitized	\$1,335.50	\$85.76	\$1,249.74
MTED - Trans Subs	HUNTERSTOWN SUB	35300 - Station Equipment	Conduit/Duct System	\$1,417.31	\$990.72	\$426.59
MTED - Trans Subs	HUNTERSTOWN SUB	35300 - Station Equipment	Relays	\$1,725.44	\$143.14	\$1,582.30
MTED - Trans Subs	HUNTERSTOWN SUB	35300 - Station Equipment	RTU - SCADA	\$1,794.18	\$216.80	\$1,577.38
MTED - Trans Subs	HUNTERSTOWN SUB	35300 - Station Equipment	Wiring	\$1,886.16	\$1,125.27	\$760.89
MTED - Trans Subs	HUNTERSTOWN SUB	35300 - Station Equipment	Equipment Protective Lighting & Pow	\$2,902.48	\$1,541.57	\$1,360.91
MTED - Trans Subs	HUNTERSTOWN SUB	35300 - Station Equipment	Arrester, Lightning & Surge Protect	\$2,982.23	\$2,235.82	\$746.41
MTED - Trans Subs	HUNTERSTOWN SUB	35300 - Station Equipment	Grounding System, Station	\$3,343.35	\$1,542.81	\$1,800.54
MTED - Trans Subs	HUNTERSTOWN SUB	35300 - Station Equipment	Wiring	\$3,594.85	\$2,512.83	\$1,082.02
MTED - Trans Subs	HUNTERSTOWN SUB	35300 - Station Equipment	Cable, Wiring	\$3,733.89	\$522.47	\$3,211.42
MTED - Trans Subs	HUNTERSTOWN SUB	35300 - Station Equipment	Conduit	\$3,899.76	\$471.22	\$3,428.54
MTED - Trans Subs	HUNTERSTOWN SUB	35300 - Station Equipment	Conduit/Duct System	\$4,147.38	\$2,132.04	\$2,015.34
MTED - Trans Subs	HUNTERSTOWN SUB	35300 - Station Equipment	Windings	\$4,280.14	\$598.90	\$3,681.24
MTED - Trans Subs	HUNTERSTOWN SUB	35300 - Station Equipment	Foundation - Equipment	\$4,906.43	\$2,264.09	\$2,642.34
MTED - Trans Subs	HUNTERSTOWN SUB	35300 - Station Equipment	Transformer, Power	\$5,653.25	\$791.04	\$4,862.21
MTED - Trans Subs	HUNTERSTOWN SUB	35300 - Station Equipment	Bus	\$5,681.59	\$686.53	\$4,995.06
MTED - Trans Subs	HUNTERSTOWN SUB	35300 - Station Equipment	HVAC System	\$5,692.46	\$579.71	\$5,112.75

Major Location	Asset Location	Utility Account	Asset Retirement Unit	Book Cost	Allocated Reserve	Net Book Value
MTED - Trans Subs	HUNTERSTOWN SUB	35300 - Station Equipment	Arrester, Lightning & Surge Protect	\$6,092.80	\$1,321.43	\$4,771.37
MTED - Trans Subs	HUNTERSTOWN SUB	35300 - Station Equipment	Battery System	\$6,224.18	\$990.25	\$5,233.93
MTED - Trans Subs	HUNTERSTOWN SUB	35300 - Station Equipment	Carrier Equipment System	\$6,426.61	\$4,818.13	\$1,608.48
MTED - Trans Subs	HUNTERSTOWN SUB	35300 - Station Equipment	Computer	\$6,877.05	\$830.98	\$6,046.07
MTED - Trans Subs	HUNTERSTOWN SUB	35300 - Station Equipment	Switch	\$7,124.53	\$5,341.37	\$1,783.16
MTED - Trans Subs	HUNTERSTOWN SUB	35300 - Station Equipment	Transformer, Other	\$7,299.99	\$743.41	\$6,556.58
MTED - Trans Subs	HUNTERSTOWN SUB	35300 - Station Equipment	Equipment Spill and Leakage System	\$8,088.46	\$3,587.05	\$4,501.41
MTED - Trans Subs	HUNTERSTOWN SUB	35300 - Station Equipment	Switch	\$8,420.72	\$1,017.51	\$7,403.21
MTED - Trans Subs	HUNTERSTOWN SUB	35300 - Station Equipment	Relays	\$9,156.80	\$1,106.45	\$8,050.35
MTED - Trans Subs	HUNTERSTOWN SUB	35300 - Station Equipment	Carrier Equipment System	\$9,400.78	\$6,571.23	\$2,829.55
MTED - Trans Subs	HUNTERSTOWN SUB	35300 - Station Equipment	Transformer, Power	\$9,971.99	\$1,204.95	\$8,767.04
MTED - Trans Subs	HUNTERSTOWN SUB	35300 - Station Equipment	Controls and Instrumentation	\$9,976.10	\$4,603.52	\$5,372.58
MTED - Trans Subs	HUNTERSTOWN SUB	35300 - Station Equipment	Bushings	\$10,929.14	\$1,112.99	\$9,816.15
MTED - Trans Subs	HUNTERSTOWN SUB	35300 - Station Equipment	Non-Unitized	\$11,682.55	\$318.10	\$11,364.45
MTED - Trans Subs	HUNTERSTOWN SUB	35300 - Station Equipment	Converter, Rotary	\$11,801.64	\$538.54	\$11,263.10
MTED - Trans Subs	HUNTERSTOWN SUB	35300 - Station Equipment	Conduit/Duct System	\$13,825.22	\$6,379.71	\$7,445.51
MTED - Trans Subs	HUNTERSTOWN SUB	35300 - Station Equipment	Carrier Equipment System	\$14,577.44	\$7,987.15	\$6,590.29
MTED - Trans Subs	HUNTERSTOWN SUB	35300 - Station Equipment	Battery System	\$15,067.35	\$135.93	\$14,931.42
MTED - Trans Subs	HUNTERSTOWN SUB	35300 - Station Equipment	Wiring	\$15,735.51	\$718.06	\$15,017.45
MTED - Trans Subs	HUNTERSTOWN SUB	35300 - Station Equipment	Relaying Equipment	\$17,344.60	\$1,438.87	\$15,905.73
MTED - Trans Subs	HUNTERSTOWN SUB	35300 - Station Equipment	Wiring	\$17,600.86	\$8,122.00	\$9,478.86
MTED - Trans Subs	HUNTERSTOWN SUB	35300 - Station Equipment	Control Wiring	\$18,385.60	\$3,987.52	\$14,398.08
MTED - Trans Subs	HUNTERSTOWN SUB	35300 - Station Equipment	Foundation - Equipment	\$18,586.99	\$13,934.95	\$4,652.04
MTED - Trans Subs	HUNTERSTOWN SUB	35300 - Station Equipment	Conduit/Duct System	\$19,981.46	\$14,980.40	\$5,001.06
MTED - Trans Subs	HUNTERSTOWN SUB	35300 - Station Equipment	Grounding System, Station	\$22,851.65	\$17,132.22	\$5,719.43
MTED - Trans Subs	HUNTERSTOWN SUB	35300 - Station Equipment	Switch	\$25,071.62	\$1,144.09	\$23,927.53
MTED - Trans Subs	HUNTERSTOWN SUB	35300 - Station Equipment	Carrier Equipment System	\$26,786.70	\$12,360.84	\$14,425.86
MTED - Trans Subs	HUNTERSTOWN SUB	35300 - Station Equipment	Switching Equipment	\$29,392.66	\$4,112.81	\$25,279.85
MTED - Trans Subs	HUNTERSTOWN SUB	35300 - Station Equipment	Circuit Breaker	\$30,598.76	\$21,388.81	\$9,209.95
MTED - Trans Subs	HUNTERSTOWN SUB	35300 - Station Equipment	Transformer, Other	\$30,912.98	\$5,512.56	\$25,400.42
MTED - Trans Subs	HUNTERSTOWN SUB	35300 - Station Equipment	Wiring	\$33,732.97	\$25,290.11	\$8,442.86
MTED - Trans Subs	HUNTERSTOWN SUB	35300 - Station Equipment	Switchgear	\$33,861.19	\$17,984.42	\$15,876.77
MTED - Trans Subs	HUNTERSTOWN SUB	35300 - Station Equipment	Arrester, Lightning & Surge Protect	\$34,380.28	\$18,837.35	\$15,542.93
MTED - Trans Subs	HUNTERSTOWN SUB	35300 - Station Equipment	Controls and Instrumentation	\$35,122.56	\$24,550.99	\$10,571.57
MTED - Trans Subs	HUNTERSTOWN SUB	35300 - Station Equipment	Controls and Instrumentation	\$35,902.21	\$24,106.74	\$11,795.47
MTED - Trans Subs	HUNTERSTOWN SUB	35300 - Station Equipment	Arrester, Lightning & Surge Protect	\$36,640.24	\$4,427.38	\$32,212.86
MTED - Trans Subs	HUNTERSTOWN SUB	35300 - Station Equipment	Disconnect Switch	\$36,771.98	\$1,001.23	\$35,770.75
MTED - Trans Subs	HUNTERSTOWN SUB	35300 - Station Equipment	Controls and Instrumentation	\$38,596.84	\$19,841.50	\$18,755.34
MTED - Trans Subs	HUNTERSTOWN SUB	35300 - Station Equipment	Non-Unitized	\$42,247.56	\$1,927.88	\$40,319.68
MTED - Trans Subs	HUNTERSTOWN SUB	35300 - Station Equipment	Structure	\$43,927.02	\$20,270.32	\$23,656.70
MTED - Trans Subs	HUNTERSTOWN SUB	35300 - Station Equipment	Line Wave Trap	\$44,948.42	\$5,431.30	\$39,517.12
MTED - Trans Subs	HUNTERSTOWN SUB	35300 - Station Equipment	Regulating Equipment	\$45,782.48	\$4,662.35	\$41,120.13
MTED - Trans Subs	HUNTERSTOWN SUB	35300 - Station Equipment	Grounding System, Station	\$48,833.59	\$25,936.59	\$22,897.00
MTED - Trans Subs	HUNTERSTOWN SUB	35300 - Station Equipment	Conduit/Duct System	\$52,589.61	\$22,366.67	\$30,222.94
MTED - Trans Subs	HUNTERSTOWN SUB	35300 - Station Equipment	Controls and Instrumentation	\$53,928.05	\$40,430.66	\$13,497.39
MTED - Trans Subs	HUNTERSTOWN SUB	35300 - Station Equipment	Switch	\$54,781.99	\$15,047.99	\$39,734.00
MTED - Trans Subs	HUNTERSTOWN SUB	35300 - Station Equipment	Transformer, Instrument	\$55,256.71	\$41,426.77	\$13,829.94

Major Location	Asset Location	Utility Account	Asset Retirement Unit	Book Cost	Allocated Reserve	Net Book Value
MTED - Trans Subs	HUNTERSTOWN SUB	35300 - Station Equipment	Grounding System, Station	\$58,518.56	\$32,063.00	\$26,455.56
MTED - Trans Subs	HUNTERSTOWN SUB	35300 - Station Equipment	Structure	\$58,965.72	\$44,207.48	\$14,758.24
MTED - Trans Subs	HUNTERSTOWN SUB	35300 - Station Equipment	Arrester, Lightning & Surge Protect	\$64,261.75	\$27,330.90	\$36,930.85
MTED - Trans Subs	HUNTERSTOWN SUB	35300 - Station Equipment	Arrester, Lightning & Surge Protect	\$65,309.86	\$34,687.50	\$30,622.36
MTED - Trans Subs	HUNTERSTOWN SUB	35300 - Station Equipment	Conduit/Duct System	\$69,271.81	\$36,791.78	\$32,480.03
MTED - Trans Subs	HUNTERSTOWN SUB	35300 - Station Equipment	Grounding System, Station	\$69,931.90	\$29,742.44	\$40,189.46
MTED - Trans Subs	HUNTERSTOWN SUB	35300 - Station Equipment	Foundation - Equipment	\$75,271.51	\$32,013.41	\$43,258.10
MTED - Trans Subs	HUNTERSTOWN SUB	35300 - Station Equipment	Circuit Breaker	\$76,434.40	\$57,304.00	\$19,130.40
MTED - Trans Subs	HUNTERSTOWN SUB	35300 - Station Equipment	Transformer, Power	\$81,067.68	\$44,417.92	\$36,649.76
MTED - Trans Subs	HUNTERSTOWN SUB	35300 - Station Equipment	Carrier Transmitter/Receiver Assemb	\$85,892.24	\$3,919.51	\$81,972.73
MTED - Trans Subs	HUNTERSTOWN SUB	35300 - Station Equipment	Transformer, Power	\$88,472.86	\$19,188.27	\$69,284.59
MTED - Trans Subs	HUNTERSTOWN SUB	35300 - Station Equipment	CT 600V CATEGORY 1	\$90,586.60	\$10,945.93	\$79,640.67
MTED - Trans Subs	HUNTERSTOWN SUB	35300 - Station Equipment	Wiring	\$100,915.64	\$42,920.01	\$57,995.63
MTED - Trans Subs	HUNTERSTOWN SUB	35300 - Station Equipment	Conduit/Duct System	\$101,306.92	\$55,507.23	\$45,799.69
MTED - Trans Subs	HUNTERSTOWN SUB	35300 - Station Equipment	Relays	\$105,684.77	\$4,822.69	\$100,862.08
MTED - Trans Subs	HUNTERSTOWN SUB	35300 - Station Equipment	Circuit Breaker	\$122,943.37	\$56,732.77	\$66,210.60
MTED - Trans Subs	HUNTERSTOWN SUB	35300 - Station Equipment	Structure	\$131,938.85	\$56,114.37	\$75,824.48
MTED - Trans Subs	HUNTERSTOWN SUB	35300 - Station Equipment	Wiring	\$133,016.14	\$72,881.08	\$60,135.06
MTED - Trans Subs	HUNTERSTOWN SUB	35300 - Station Equipment	Conduit	\$141,619.56	\$6,462.50	\$135,157.06
MTED - Trans Subs	HUNTERSTOWN SUB	35300 - Station Equipment	Relays	\$144,300.61	\$20,191.49	\$124,109.12
MTED - Trans Subs	HUNTERSTOWN SUB	35300 - Station Equipment	Carrier Equipment System	\$154,819.32	\$65,845.56	\$88,973.76
MTED - Trans Subs	HUNTERSTOWN SUB	35300 - Station Equipment	Equipment Spill and Leakage System	\$157,488.01	\$66,980.58	\$90,507.43
MTED - Trans Subs	HUNTERSTOWN SUB	35300 - Station Equipment	Switch	\$165,904.51	\$70,560.16	\$95,344.35
MTED - Trans Subs	HUNTERSTOWN SUB	35300 - Station Equipment	Relaying Equipment	\$173,165.29	\$7,902.02	\$165,263.27
MTED - Trans Subs	HUNTERSTOWN SUB	35300 - Station Equipment	Controls and Instrumentation	\$180,945.25	\$99,141.99	\$81,803.26
MTED - Trans Subs	HUNTERSTOWN SUB	35300 - Station Equipment	Switch	\$185,098.83	\$101,417.79	\$83,681.04
MTED - Trans Subs	HUNTERSTOWN SUB	35300 - Station Equipment	Equipment Spill and Leakage System	\$186,564.21	\$18,999.12	\$167,565.09
MTED - Trans Subs	HUNTERSTOWN SUB	35300 - Station Equipment	Disconnect Switch	\$204,829.15	\$16,992.14	\$187,837.01
MTED - Trans Subs	HUNTERSTOWN SUB	35300 - Station Equipment	Bus	\$217,132.40	\$47,092.34	\$170,040.06
MTED - Trans Subs	HUNTERSTOWN SUB	35300 - Station Equipment	Switch	\$217,858.09	\$115,709.21	\$102,148.88
MTED - Trans Subs	HUNTERSTOWN SUB	35300 - Station Equipment	Controls and Instrumentation	\$223,110.44	\$94,890.18	\$128,220.26
MTED - Trans Subs	HUNTERSTOWN SUB	35300 - Station Equipment	Carrier Equipment System	\$262,320.40	\$139,324.12	\$122,996.28
MTED - Trans Subs	HUNTERSTOWN SUB	35300 - Station Equipment	Control Wiring	\$267,472.79	\$32,319.78	\$235,153.01
MTED - Trans Subs	HUNTERSTOWN SUB	35300 - Station Equipment	Equipment Enclosure	\$279,768.80	\$148,591.35	\$131,177.45
MTED - Trans Subs	HUNTERSTOWN SUB	35300 - Station Equipment	Relaying Equipment	\$313,061.49	\$37,828.45	\$275,233.04
MTED - Trans Subs	HUNTERSTOWN SUB	35300 - Station Equipment	Structure	\$317,724.61	\$174,084.98	\$143,639.63
MTED - Trans Subs	HUNTERSTOWN SUB	35300 - Station Equipment	Foundation - Equipment	\$325,159.00	\$178,158.37	\$147,000.63
MTED - Trans Subs	HUNTERSTOWN SUB	35300 - Station Equipment	Circuit Breaker	\$359,916.65	\$197,202.49	\$162,714.16
MTED - Trans Subs	HUNTERSTOWN SUB	35300 - Station Equipment	Wiring	\$377,381.47	\$200,435.58	\$176,945.89
MTED - Trans Subs	HUNTERSTOWN SUB	35300 - Station Equipment	Coupling Capacitor	\$389,249.33	\$47,034.52	\$342,214.81
MTED - Trans Subs	HUNTERSTOWN SUB	35300 - Station Equipment	Controls and Instrumentation	\$478,270.01	\$254,019.70	\$224,250.31
MTED - Trans Subs	HUNTERSTOWN SUB	35300 - Station Equipment	Circuit Breaker	\$511,766.85	\$245,249.82	\$266,517.03
MTED - Trans Subs	HUNTERSTOWN SUB	35300 - Station Equipment	Capacitor Bank	\$544,466.16	\$231,564.65	\$312,901.51
MTED - Trans Subs	HUNTERSTOWN SUB	35300 - Station Equipment	Cable, Wiring	\$544,546.50	\$65,799.69	\$478,746.81
MTED - Trans Subs	HUNTERSTOWN SUB	35300 - Station Equipment	Structural Steel Support	\$573,538.46	\$69,302.90	\$504,235.56
MTED - Trans Subs	HUNTERSTOWN SUB	35300 - Station Equipment	Circuit Breaker	\$577,819.77	\$37,105.39	\$540,714.38
MTED - Trans Subs	HUNTERSTOWN SUB	35300 - Station Equipment	Disconnect Switch	\$616,898.05	\$74,542.21	\$542,355.84

Major Location	Asset Location	Utility Account	Asset Retirement Unit	Book Cost	Allocated Reserve	Net Book Value
MTED - Trans Subs	HUNTERSTOWN SUB	35300 - Station Equipment	Circuit Breaker	\$652,886.33	\$277,676.38	\$375,209.95
MTED - Trans Subs	HUNTERSTOWN SUB	35300 - Station Equipment	Structure	\$665,741.03	\$353,589.67	\$312,151.36
MTED - Trans Subs	HUNTERSTOWN SUB	35300 - Station Equipment	Capacitor Bank	\$821,286.14	\$99,239.22	\$722,046.92
MTED - Trans Subs	HUNTERSTOWN SUB	35300 - Station Equipment	Foundation - Equipment	\$828,355.41	\$439,957.73	\$388,397.68
MTED - Trans Subs	HUNTERSTOWN SUB	35300 - Station Equipment	Windings	\$956,621.78	\$207,475.08	\$749,146.70
MTED - Trans Subs	HUNTERSTOWN SUB	35300 - Station Equipment	Circuit Breaker	\$1,891,051.98	\$228,503.21	\$1,662,548.77
MTED - Trans Subs	HUNTERSTOWN SUB	35300 - Station Equipment	Transformer, Power	\$1,957,458.88	\$1,039,649.36	\$917,809.52
MTED - Trans Subs	HUNTERSTOWN SUB	35300 - Station Equipment	Reactor	\$5,146,503.15	\$621,872.12	\$4,524,631.03
	HUNTERSTOWN SUB Total			\$24,835,409.52	\$7,284,705.09	\$17,550,704.43
MTED - TL 230KV	HUNTERSTOWN to JACKSON (1053)	35300 - Station Equipment	Non-Unitized	\$87.73	\$4.00	\$83.73
	HUNTERSTOWN to JACKSON (1053) Total			\$87.73	\$4.00	\$83.73
MTED - Trans Subs	IRONWOOD (AES) SUB	35300 - Station Equipment	Non-Unitized	\$102.49	\$2.79	\$99.70
MTED - Trans Subs	IRONWOOD (AES) SUB	35300 - Station Equipment	Non-Unitized	\$429.50	\$27.58	\$401.92
MTED - Trans Subs	IRONWOOD (AES) SUB	35300 - Station Equipment	Battery System	\$955.16	\$79.24	\$875.92
MTED - Trans Subs	IRONWOOD (AES) SUB	35300 - Station Equipment	Switch	\$38,298.82	\$9,783.47	\$28,515.35
MTED - Trans Subs	IRONWOOD (AES) SUB	35300 - Station Equipment	Relays	\$42,376.93	\$10,825.23	\$31,551.70
MTED - Trans Subs	IRONWOOD (AES) SUB	35300 - Station Equipment	Circuit Breaker	\$134,045.92	\$34,242.15	\$99,803.77
	IRONWOOD (AES) SUB Total			\$216,208.82	\$54,960.44	\$161,248.38
MTED - Trans Subs	JACKSON SUB	35300 - Station Equipment	Non-Unitized	(\$6,125.32)	(\$393.35)	(\$5,731.97)
MTED - Trans Subs	JACKSON SUB	35300 - Station Equipment	Carrier Equipment System	\$1.99	\$0.24	\$1.75
MTED - Trans Subs	JACKSON SUB	35300 - Station Equipment	Equipment Spill and Leakage System	\$1.99	\$0.24	\$1.75
MTED - Trans Subs	JACKSON SUB	35300 - Station Equipment	Arresters and Surge Protectors	\$1.99	\$0.24	\$1.75
MTED - Trans Subs	JACKSON SUB	35300 - Station Equipment	Bus-Insulators	\$3.83	\$0.47	\$3.36
MTED - Trans Subs	JACKSON SUB	35300 - Station Equipment	Wiring	\$17.38	\$13.03	\$4.35
MTED - Trans Subs	JACKSON SUB	35300 - Station Equipment	Controls and Instrumentation	\$23.68	\$20.31	\$3.37
MTED - Trans Subs	JACKSON SUB	35300 - Station Equipment	Controls and Instrumentation	\$30.21	\$29.24	\$0.97
MTED - Trans Subs	JACKSON SUB	35300 - Station Equipment	Misc Tools & Equipment	\$39.56	\$35.30	\$4.26
MTED - Trans Subs	JACKSON SUB	35300 - Station Equipment	Conduit/Duct System	\$41.87	\$19.32	\$22.55
MTED - Trans Subs	JACKSON SUB	35300 - Station Equipment	Conduit/Duct System	\$62.45	\$46.82	\$15.63
MTED - Trans Subs	JACKSON SUB	35300 - Station Equipment	Controls and Instrumentation	\$64.00	\$58.49	\$5.51
MTED - Trans Subs	JACKSON SUB	35300 - Station Equipment	Wiring	\$71.24	\$47.83	\$23.41
MTED - Trans Subs	JACKSON SUB	35300 - Station Equipment	Circuit Breaker	\$75.56	\$63.60	\$11.96
MTED - Trans Subs	JACKSON SUB	35300 - Station Equipment	Equipment Protective Lighting & Pow	\$84.35	\$61.17	\$23.18
MTED - Trans Subs	JACKSON SUB	35300 - Station Equipment	Controls and Instrumentation	\$98.94	\$83.27	\$15.67
MTED - Trans Subs	JACKSON SUB	35300 - Station Equipment	Controls and Instrumentation	\$103.00	\$66.18	\$36.82
MTED - Trans Subs	JACKSON SUB	35300 - Station Equipment	Office Furniture	\$117.99	\$87.03	\$30.96
MTED - Trans Subs	JACKSON SUB	35300 - Station Equipment	Carrier Equipment System	\$154.26	\$103.58	\$50.68
MTED - Trans Subs	JACKSON SUB	35300 - Station Equipment	Grounding System, Station	\$179.16	\$125.23	\$53.93
MTED - Trans Subs	JACKSON SUB	35300 - Station Equipment	Wiring	\$233.23	\$115.86	\$117.37
MTED - Trans Subs	JACKSON SUB	35300 - Station Equipment	Wiring	\$234.32	\$181.08	\$53.24
MTED - Trans Subs	JACKSON SUB	35300 - Station Equipment	Controls and Instrumentation	\$235.25	\$212.60	\$22.65
MTED - Trans Subs	JACKSON SUB	35300 - Station Equipment	Wiring	\$323.18	\$207.64	\$115.54
MTED - Trans Subs	JACKSON SUB	35300 - Station Equipment	Carrier Equipment System	\$330.53	\$265.94	\$64.59
MTED - Trans Subs	JACKSON SUB	35300 - Station Equipment	Transformer, Power	\$343.57	\$306.57	\$37.00
MTED - Trans Subs	JACKSON SUB	35300 - Station Equipment	Grounding System, Station	\$407.21	\$323.48	\$83.73
MTED - Trans Subs	JACKSON SUB	35300 - Station Equipment	Controls and Instrumentation	\$447.52	\$350.76	\$96.76
MTED - Trans Subs	JACKSON SUB	35300 - Station Equipment	Circuit Breaker	\$452.46	\$403.72	\$48.74

Major Location	Asset Location	Utility Account	Asset Retirement Unit	Book Cost	Allocated Reserve	Net Book Value
MTED - Trans Subs	JACKSON SUB	35300 - Station Equipment	Transformer, Power	\$493.59	\$270.44	\$223.15
MTED - Trans Subs	JACKSON SUB	35300 - Station Equipment	Fire Protection System for Equipmnt	\$528.75	\$402.62	\$126.13
MTED - Trans Subs	JACKSON SUB	35300 - Station Equipment	Controls and Instrumentation	\$544.56	\$357.85	\$186.71
MTED - Trans Subs	JACKSON SUB	35300 - Station Equipment	Wood Pole	\$611.25	\$450.85	\$160.40
MTED - Trans Subs	JACKSON SUB	35300 - Station Equipment	Transformer, Power	\$664.10	\$182.42	\$481.68
MTED - Trans Subs	JACKSON SUB	35300 - Station Equipment	Grounding System, Station	\$727.80	\$554.19	\$173.61
MTED - Trans Subs	JACKSON SUB	35300 - Station Equipment	Controls and Instrumentation	\$738.57	\$594.24	\$144.33
MTED - Trans Subs	JACKSON SUB	35300 - Station Equipment	Grounding System, Station	\$780.02	\$635.25	\$144.77
MTED - Trans Subs	JACKSON SUB	35300 - Station Equipment	Carrier Equipment System	\$817.10	\$447.70	\$369.40
MTED - Trans Subs	JACKSON SUB	35300 - Station Equipment	Circuit Breaker	\$831.71	\$633.31	\$198.40
MTED - Trans Subs	JACKSON SUB	35300 - Station Equipment	Conduit/Duct System	\$865.96	\$605.31	\$260.65
MTED - Trans Subs	JACKSON SUB	35300 - Station Equipment	Controls and Instrumentation	\$866.08	\$777.89	\$88.19
MTED - Trans Subs	JACKSON SUB	35300 - Station Equipment	Grounding System, Station	\$951.07	\$823.10	\$127.97
MTED - Trans Subs	JACKSON SUB	35300 - Station Equipment	Controls and Instrumentation	\$1,066.20	\$715.90	\$350.30
MTED - Trans Subs	JACKSON SUB	35300 - Station Equipment	Controls and Instrumentation	\$1,102.40	\$826.48	\$275.92
MTED - Trans Subs	JACKSON SUB	35300 - Station Equipment	Grounding System, Station	\$1,189.19	\$611.33	\$577.86
MTED - Trans Subs	JACKSON SUB	35300 - Station Equipment	Grounding System, Station	\$1,295.42	\$752.19	\$543.23
MTED - Trans Subs	JACKSON SUB	35300 - Station Equipment	Cable, Wiring	\$1,340.45	\$239.04	\$1,101.41
MTED - Trans Subs	JACKSON SUB	35300 - Station Equipment	Arrester, Lightning & Surge Protect	\$1,391.74	\$435.60	\$956.14
MTED - Trans Subs	JACKSON SUB	35300 - Station Equipment	Controls and Instrumentation	\$1,449.18	\$694.47	\$754.71
MTED - Trans Subs	JACKSON SUB	35300 - Station Equipment	Transformer, Instrument	\$1,508.44	\$923.50	\$584.94
MTED - Trans Subs	JACKSON SUB	35300 - Station Equipment	Generator, Motor Sets & Auxiliary S	\$1,570.60	\$1,247.65	\$322.95
MTED - Trans Subs	JACKSON SUB	35300 - Station Equipment	Carrier Equipment System	\$1,636.04	\$1,495.18	\$140.86
MTED - Trans Subs	JACKSON SUB	35300 - Station Equipment	Circuit Switcher	\$1,637.37	\$229.11	\$1,408.26
MTED - Trans Subs	JACKSON SUB	35300 - Station Equipment	Recloser	\$1,648.81	\$136.78	\$1,512.03
MTED - Trans Subs	JACKSON SUB	35300 - Station Equipment	Carrier Equipment System	\$1,777.43	\$1,242.44	\$534.99
MTED - Trans Subs	JACKSON SUB	35300 - Station Equipment	Foundation - Equipment	\$1,894.98	\$1,640.01	\$254.97
MTED - Trans Subs	JACKSON SUB	35300 - Station Equipment	Controls and Instrumentation	\$1,938.00	\$1,539.50	\$398.50
MTED - Trans Subs	JACKSON SUB	35300 - Station Equipment	Control Wiring	\$2,043.35	\$364.38	\$1,678.97
MTED - Trans Subs	JACKSON SUB	35300 - Station Equipment	Controls and Instrumentation	\$2,063.16	\$1,230.87	\$832.29
MTED - Trans Subs	JACKSON SUB	35300 - Station Equipment	Equipment Protective Lighting & Pow	\$2,239.30	\$1,651.71	\$587.59
MTED - Trans Subs	JACKSON SUB	35300 - Station Equipment	Arrester, Lightning & Surge Protect	\$2,254.46	\$2,011.64	\$242.82
MTED - Trans Subs	JACKSON SUB	35300 - Station Equipment	Controls and Instrumentation	\$2,431.33	\$1,207.80	\$1,223.53
MTED - Trans Subs	JACKSON SUB	35300 - Station Equipment	Controls and Instrumentation	\$2,588.10	\$1,418.05	\$1,170.05
MTED - Trans Subs	JACKSON SUB	35300 - Station Equipment	Battery System	\$2,796.75	\$1,437.72	\$1,359.03
MTED - Trans Subs	JACKSON SUB	35300 - Station Equipment	Controls and Instrumentation	\$2,821.09	\$2,441.51	\$379.58
MTED - Trans Subs	JACKSON SUB	35300 - Station Equipment	Conduit/Duct System	\$2,889.27	\$2,295.17	\$594.10
MTED - Trans Subs	JACKSON SUB	35300 - Station Equipment	Carrier Equipment System	\$2,953.86	\$2,214.55	\$739.31
MTED - Trans Subs	JACKSON SUB	35300 - Station Equipment	Foundation - Equipment	\$3,027.47	\$2,701.39	\$326.08
MTED - Trans Subs	JACKSON SUB	35300 - Station Equipment	Conduit/Duct System	\$3,037.73	\$2,629.00	\$408.73
MTED - Trans Subs	JACKSON SUB	35300 - Station Equipment	Carrier Equipment System	\$3,138.00	\$2,235.03	\$902.97
MTED - Trans Subs	JACKSON SUB	35300 - Station Equipment	Carrier Equipment System	\$3,282.72	\$2,841.03	\$441.69
MTED - Trans Subs	JACKSON SUB	35300 - Station Equipment	Transformer, Instrument	\$3,424.34	\$1,988.38	\$1,435.96
MTED - Trans Subs	JACKSON SUB	35300 - Station Equipment	Foundation - Equipment	\$3,443.21	\$1,943.44	\$1,499.77
MTED - Trans Subs	JACKSON SUB	35300 - Station Equipment	Wiring	\$3,512.14	\$1,805.48	\$1,706.66
MTED - Trans Subs	JACKSON SUB	35300 - Station Equipment	Circuit Breaker	\$3,523.77	\$2,046.10	\$1,477.67
MTED - Trans Subs	JACKSON SUB	35300 - Station Equipment	Wiring	\$3,980.13	\$3,161.74	\$818.39

Major Location	Asset Location	Utility Account	Asset Retirement Unit	Book Cost	Allocated Reserve	Net Book Value
MTED - Trans Subs	JACKSON SUB	35300 - Station Equipment	Controls and Instrumentation	\$4,169.71	\$1,773.40	\$2,396.31
MTED - Trans Subs	JACKSON SUB	35300 - Station Equipment	Circuit Breaker	\$4,450.13	\$622.69	\$3,827.44
MTED - Trans Subs	JACKSON SUB	35300 - Station Equipment	Wiring	\$4,525.86	\$3,916.89	\$608.97
MTED - Trans Subs	JACKSON SUB	35300 - Station Equipment	Conduit/Duct System	\$4,580.11	\$3,730.05	\$850.06
MTED - Trans Subs	JACKSON SUB	35300 - Station Equipment	Conduit	\$4,753.94	\$574.44	\$4,179.50
MTED - Trans Subs	JACKSON SUB	35300 - Station Equipment	Grounding System, Station	\$4,836.27	\$2,729.72	\$2,106.55
MTED - Trans Subs	JACKSON SUB	35300 - Station Equipment	Grounding System, Station	\$4,922.48	\$4,392.30	\$530.18
MTED - Trans Subs	JACKSON SUB	35300 - Station Equipment	Arrester, Lightning & Surge Protect	\$5,002.99	\$3,866.36	\$1,136.63
MTED - Trans Subs	JACKSON SUB	35300 - Station Equipment	Switch	\$5,347.32	\$4,071.73	\$1,275.59
MTED - Trans Subs	JACKSON SUB	35300 - Station Equipment	Conduit/Duct System	\$5,472.96	\$3,177.92	\$2,295.04
MTED - Trans Subs	JACKSON SUB	35300 - Station Equipment	Transformer, Instrument	\$5,482.41	\$4,891.92	\$590.49
MTED - Trans Subs	JACKSON SUB	35300 - Station Equipment	Wiring	\$5,511.73	\$4,918.09	\$593.64
MTED - Trans Subs	JACKSON SUB	35300 - Station Equipment	Grounding System, Station	\$5,659.17	\$4,174.20	\$1,484.97
MTED - Trans Subs	JACKSON SUB	35300 - Station Equipment	Foundation - Equipment	\$5,804.18	\$4,726.94	\$1,077.24
MTED - Trans Subs	JACKSON SUB	35300 - Station Equipment	Transformer, Power	\$6,093.25	\$4,091.34	\$2,001.91
MTED - Trans Subs	JACKSON SUB	35300 - Station Equipment	Controls and Instrumentation	\$6,530.25	\$3,468.36	\$3,061.89
MTED - Trans Subs	JACKSON SUB	35300 - Station Equipment	Switch	\$6,740.18	\$5,833.28	\$906.90
MTED - Trans Subs	JACKSON SUB	35300 - Station Equipment	Wiring	\$6,827.77	\$5,560.56	\$1,267.21
MTED - Trans Subs	JACKSON SUB	35300 - Station Equipment	Conduit/Duct System	\$6,916.80	\$6,171.82	\$744.98
MTED - Trans Subs	JACKSON SUB	35300 - Station Equipment	Foundation - Equipment	\$6,982.59	\$5,815.85	\$1,166.74
MTED - Trans Subs	JACKSON SUB	35300 - Station Equipment	Arrester, Lightning & Surge Protect	\$6,995.50	\$5,826.61	\$1,168.89
MTED - Trans Subs	JACKSON SUB	35300 - Station Equipment	Carrier Equipment System	\$6,996.54	\$6,242.98	\$753.56
MTED - Trans Subs	JACKSON SUB	35300 - Station Equipment	Wiring	\$7,060.31	\$4,935.22	\$2,125.09
MTED - Trans Subs	JACKSON SUB	35300 - Station Equipment	Carrier Equipment System	\$7,366.67	\$6,135.76	\$1,230.91
MTED - Trans Subs	JACKSON SUB	35300 - Station Equipment	Foundation - Equipment	\$7,660.93	\$5,650.69	\$2,010.24
MTED - Trans Subs	JACKSON SUB	35300 - Station Equipment	Arrester, Lightning & Surge Protect	\$8,238.65	\$6,709.58	\$1,529.07
MTED - Trans Subs	JACKSON SUB	35300 - Station Equipment	Wiring	\$8,489.11	\$1,513.82	\$6,975.29
MTED - Trans Subs	JACKSON SUB	35300 - Station Equipment	Transformer, Instrument	\$8,566.53	\$6,318.67	\$2,247.86
MTED - Trans Subs	JACKSON SUB	35300 - Station Equipment	Bus	\$8,818.95	\$1,065.63	\$7,753.32
MTED - Trans Subs	JACKSON SUB	35300 - Station Equipment	Controls and Instrumentation	\$9,396.87	\$7,652.84	\$1,744.03
MTED - Trans Subs	JACKSON SUB	35300 - Station Equipment	Switch	\$9,445.99	\$3,492.75	\$5,953.24
MTED - Trans Subs	JACKSON SUB	35300 - Station Equipment	Controls and Instrumentation	\$9,931.82	\$7,675.42	\$2,256.40
MTED - Trans Subs	JACKSON SUB	35300 - Station Equipment	Carrier Equipment System	\$9,954.69	\$8,107.12	\$1,847.57
MTED - Trans Subs	JACKSON SUB	35300 - Station Equipment	Switch	\$10,102.47	\$8,414.43	\$1,688.04
MTED - Trans Subs	JACKSON SUB	35300 - Station Equipment	Arrester, Lightning & Surge Protect	\$10,319.84	\$7,611.91	\$2,707.93
MTED - Trans Subs	JACKSON SUB	35300 - Station Equipment	Foundation - Equipment	\$10,426.18	\$7,560.11	\$2,866.07
MTED - Trans Subs	JACKSON SUB	35300 - Station Equipment	Arrester, Lightning & Surge Protect	\$10,755.98	\$1,711.24	\$9,044.74
MTED - Trans Subs	JACKSON SUB	35300 - Station Equipment	Transformer, Instrument	\$11,452.24	\$9,538.67	\$1,913.57
MTED - Trans Subs	JACKSON SUB	35300 - Station Equipment	Arrester, Lightning & Surge Protect	\$11,700.36	\$10,508.93	\$1,191.43
MTED - Trans Subs	JACKSON SUB	35300 - Station Equipment	RTU - SCADA	\$11,824.73	\$1,428.82	\$10,395.91
MTED - Trans Subs	JACKSON SUB	35300 - Station Equipment	Structure	\$11,986.48	\$10,373.68	\$1,612.80
MTED - Trans Subs	JACKSON SUB	35300 - Station Equipment	Arrester, Lightning & Surge Protect	\$12,280.17	\$8,583.95	\$3,696.22
MTED - Trans Subs	JACKSON SUB	35300 - Station Equipment	Conduit/Duct System	\$12,590.63	\$9,129.57	\$3,461.06
MTED - Trans Subs	JACKSON SUB	35300 - Station Equipment	Carrier Equipment System	\$12,643.87	\$9,326.11	\$3,317.76
MTED - Trans Subs	JACKSON SUB	35300 - Station Equipment	Switch	\$13,510.36	\$6,711.48	\$6,798.88
MTED - Trans Subs	JACKSON SUB	35300 - Station Equipment	Conduit/Duct System	\$14,134.38	\$10,425.51	\$3,708.87
MTED - Trans Subs	JACKSON SUB	35300 - Station Equipment	Circuit Breaker	\$14,149.27	\$11,785.04	\$2,364.23

Major Location	Asset Location	Utility Account	Asset Retirement Unit	Book Cost	Allocated Reserve	Net Book Value
MTED - Trans Subs	JACKSON SUB	35300 - Station Equipment	Wiring	\$14,249.80	\$10,850.55	\$3,399.25
MTED - Trans Subs	JACKSON SUB	35300 - Station Equipment	Switching Equipment	\$14,818.54	\$1,509.07	\$13,309.47
MTED - Trans Subs	JACKSON SUB	35300 - Station Equipment	Controls and Instrumentation	\$14,881.99	\$10,402.65	\$4,479.34
MTED - Trans Subs	JACKSON SUB	35300 - Station Equipment	Transformer, Instrument	\$14,905.00	\$10,807.74	\$4,097.26
MTED - Trans Subs	JACKSON SUB	35300 - Station Equipment	Grounding System, Station	\$14,921.89	\$12,428.57	\$2,493.32
MTED - Trans Subs	JACKSON SUB	35300 - Station Equipment	Controls and Instrumentation	\$14,974.79	\$11,402.59	\$3,572.20
MTED - Trans Subs	JACKSON SUB	35300 - Station Equipment	Carrier Equipment System	\$16,083.29	\$11,662.13	\$4,421.16
MTED - Trans Subs	JACKSON SUB	35300 - Station Equipment	Grounding System, Station	\$16,252.26	\$11,784.65	\$4,467.61
MTED - Trans Subs	JACKSON SUB	35300 - Station Equipment	Wiring	\$17,116.52	\$14,256.49	\$2,860.03
MTED - Trans Subs	JACKSON SUB	35300 - Station Equipment	Switch	\$17,345.80	\$12,794.25	\$4,551.55
MTED - Trans Subs	JACKSON SUB	35300 - Station Equipment	Arrester, Lightning & Surge Protect	\$17,547.59	\$1,786.99	\$15,760.60
MTED - Trans Subs	JACKSON SUB	35300 - Station Equipment	Conduit/Duct System	\$18,263.68	\$10,308.52	\$7,955.16
MTED - Trans Subs	JACKSON SUB	35300 - Station Equipment	Capacitor Bank	\$18,675.14	\$1,901.82	\$16,773.32
MTED - Trans Subs	JACKSON SUB	35300 - Station Equipment	Conduit/Duct System	\$18,756.67	\$9,642.25	\$9,114.42
MTED - Trans Subs	JACKSON SUB	35300 - Station Equipment	Structure	\$19,042.43	\$14,045.68	\$4,996.75
MTED - Trans Subs	JACKSON SUB	35300 - Station Equipment	Relaying Equipment	\$19,518.36	\$2,358.48	\$17,159.88
MTED - Trans Subs	JACKSON SUB	35300 - Station Equipment	Switch	\$19,733.02	\$17,607.67	\$2,125.35
MTED - Trans Subs	JACKSON SUB	35300 - Station Equipment	Controls and Instrumentation	\$20,070.41	\$17,908.72	\$2,161.69
MTED - Trans Subs	JACKSON SUB	35300 - Station Equipment	Switch	\$21,523.22	\$2,600.73	\$18,922.49
MTED - Trans Subs	JACKSON SUB	35300 - Station Equipment	Structure	\$21,987.77	\$17,906.90	\$4,080.87
MTED - Trans Subs	JACKSON SUB	35300 - Station Equipment	Non-Unitized	\$22,202.89	\$1,841.90	\$20,360.99
MTED - Trans Subs	JACKSON SUB	35300 - Station Equipment	Conduit/Duct System	\$26,592.04	\$22,148.74	\$4,443.30
MTED - Trans Subs	JACKSON SUB	35300 - Station Equipment	Switch	\$26,774.54	\$15,546.86	\$11,227.68
MTED - Trans Subs	JACKSON SUB	35300 - Station Equipment	Wiring	\$26,864.57	\$15,599.14	\$11,265.43
MTED - Trans Subs	JACKSON SUB	35300 - Station Equipment	Wiring	\$27,072.97	\$15,280.73	\$11,792.24
MTED - Trans Subs	JACKSON SUB	35300 - Station Equipment	Transformer, Other	\$28,476.51	\$5,078.08	\$23,398.43
MTED - Trans Subs	JACKSON SUB	35300 - Station Equipment	Circuit Breaker	\$28,972.11	\$25,073.87	\$3,898.24
MTED - Trans Subs	JACKSON SUB	35300 - Station Equipment	Equipment Spill and Leakage System	\$29,067.94	\$19,923.45	\$9,144.49
MTED - Trans Subs	JACKSON SUB	35300 - Station Equipment	Battery Charger	\$29,635.98	\$4,714.98	\$24,921.00
MTED - Trans Subs	JACKSON SUB	35300 - Station Equipment	Carrier Equipment System	\$29,951.92	\$16,905.68	\$13,046.24
MTED - Trans Subs	JACKSON SUB	35300 - Station Equipment	Transrupter	\$30,470.38	\$5,433.63	\$25,036.75
MTED - Trans Subs	JACKSON SUB	35300 - Station Equipment	Wiring	\$32,629.35	\$24,067.38	\$8,561.97
MTED - Trans Subs	JACKSON SUB	35300 - Station Equipment	Structure	\$34,718.09	\$30,978.76	\$3,739.33
MTED - Trans Subs	JACKSON SUB	35300 - Station Equipment	Control Wiring	\$39,843.59	\$4,057.55	\$35,786.04
MTED - Trans Subs	JACKSON SUB	35300 - Station Equipment	Non-Unitized	\$41,084.25	\$1,118.64	\$39,965.61
MTED - Trans Subs	JACKSON SUB	35300 - Station Equipment	Non-Unitized	\$42,163.44	\$380.40	\$41,783.04
MTED - Trans Subs	JACKSON SUB	35300 - Station Equipment	Relays	\$42,873.49	\$6,821.01	\$36,052.48
MTED - Trans Subs	JACKSON SUB	35300 - Station Equipment	Circuit Breaker	\$45,932.65	\$33,879.89	\$12,052.76
MTED - Trans Subs	JACKSON SUB	35300 - Station Equipment	Wiring	\$47,232.49	\$34,248.68	\$12,983.81
MTED - Trans Subs	JACKSON SUB	35300 - Station Equipment	Minor Station Equipment	\$47,376.78	\$12,102.44	\$35,274.34
MTED - Trans Subs	JACKSON SUB	35300 - Station Equipment	Circuit Breaker	\$50,012.13	\$6,043.16	\$43,968.97
MTED - Trans Subs	JACKSON SUB	35300 - Station Equipment	Circuit Breaker	\$50,944.22	\$26,188.92	\$24,755.30
MTED - Trans Subs	JACKSON SUB	35300 - Station Equipment	Controls and Instrumentation	\$52,003.95	\$43,314.52	\$8,689.43
MTED - Trans Subs	JACKSON SUB	35300 - Station Equipment	Structure	\$52,082.04	\$43,379.57	\$8,702.47
MTED - Trans Subs	JACKSON SUB	35300 - Station Equipment	Relays	\$52,189.65	\$6,306.28	\$45,883.37
MTED - Trans Subs	JACKSON SUB	35300 - Station Equipment	Controls and Instrumentation	\$53,428.67	\$27,466.10	\$25,962.57
MTED - Trans Subs	JACKSON SUB	35300 - Station Equipment	Carrier Equipment System	\$55,400.13	\$32,168.54	\$23,231.59

Major Location	Asset Location	Utility Account	Asset Retirement Unit	Book Cost	Allocated Reserve	Net Book Value
MTED - Trans Subs	JACKSON SUB	35300 - Station Equipment	Circuit Breaker	\$57,279.10	\$10,214.30	\$47,064.80
MTED - Trans Subs	JACKSON SUB	35300 - Station Equipment	Regulating Equipment	\$58,094.03	\$10,359.63	\$47,734.40
MTED - Trans Subs	JACKSON SUB	35300 - Station Equipment	Controls and Instrumentation	\$64,051.05	\$47,244.01	\$16,807.04
MTED - Trans Subs	JACKSON SUB	35300 - Station Equipment	Fuse Equipment	\$67,847.27	\$10,794.26	\$57,053.01
MTED - Trans Subs	JACKSON SUB	35300 - Station Equipment	Controls and Instrumentation	\$69,416.97	\$40,307.53	\$29,109.44
MTED - Trans Subs	JACKSON SUB	35300 - Station Equipment	Structure	\$72,783.00	\$41,080.72	\$31,702.28
MTED - Trans Subs	JACKSON SUB	35300 - Station Equipment	Battery Cell Assembly	\$74,713.87	\$11,886.71	\$62,827.16
MTED - Trans Subs	JACKSON SUB	35300 - Station Equipment	Controls and Instrumentation	\$74,787.88	\$54,229.34	\$20,558.54
MTED - Trans Subs	JACKSON SUB	35300 - Station Equipment	Switchgear	\$75,760.10	\$36,305.89	\$39,454.21
MTED - Trans Subs	JACKSON SUB	35300 - Station Equipment	Switch	\$80,140.30	\$45,233.39	\$34,906.91
MTED - Trans Subs	JACKSON SUB	35300 - Station Equipment	RTU - SCADA	\$82,561.82	\$5,301.80	\$77,260.02
MTED - Trans Subs	JACKSON SUB	35300 - Station Equipment	Controls and Instrumentation	\$87,346.92	\$40,306.63	\$47,040.29
MTED - Trans Subs	JACKSON SUB	35300 - Station Equipment	Transformer, Power	\$93,532.92	\$77,904.35	\$15,628.57
MTED - Trans Subs	JACKSON SUB	35300 - Station Equipment	Non-Unitized	\$96,567.21	\$4,406.63	\$92,160.58
MTED - Trans Subs	JACKSON SUB	35300 - Station Equipment	Structure	\$98,341.71	\$71,308.42	\$27,033.29
MTED - Trans Subs	JACKSON SUB	35300 - Station Equipment	Bushings	\$105,591.43	\$16,799.21	\$88,792.22
MTED - Trans Subs	JACKSON SUB	35300 - Station Equipment	Switch	\$109,552.41	\$79,437.39	\$30,115.02
MTED - Trans Subs	JACKSON SUB	35300 - Station Equipment	Revenue Metering Equipment	\$111,553.72	\$17,747.80	\$93,805.92
MTED - Trans Subs	JACKSON SUB	35300 - Station Equipment	Cable, Wiring	\$121,525.54	\$14,684.41	\$106,841.13
MTED - Trans Subs	JACKSON SUB	35300 - Station Equipment	Circuit Breaker	\$125,504.00	\$66,657.92	\$58,846.08
MTED - Trans Subs	JACKSON SUB	35300 - Station Equipment	Cable, Wiring	\$161,204.14	\$25,647.00	\$135,557.14
MTED - Trans Subs	JACKSON SUB	35300 - Station Equipment	Control Wiring	\$169,237.05	\$26,925.01	\$142,312.04
MTED - Trans Subs	JACKSON SUB	35300 - Station Equipment	Circuit Breaker	\$182,874.97	\$18,623.41	\$164,251.56
MTED - Trans Subs	JACKSON SUB	35300 - Station Equipment	Conduit	\$196,439.76	\$31,252.86	\$165,186.90
MTED - Trans Subs	JACKSON SUB	35300 - Station Equipment	Line Wave Trap	\$197,937.16	\$31,491.09	\$166,446.07
MTED - Trans Subs	JACKSON SUB	35300 - Station Equipment	Circuit Breaker	\$199,991.27	\$16,590.79	\$183,400.48
MTED - Trans Subs	JACKSON SUB	35300 - Station Equipment	Disconnect Switch	\$219,618.24	\$34,940.47	\$184,677.77
MTED - Trans Subs	JACKSON SUB	35300 - Station Equipment	Controls and Instrumentation	\$226,086.48	\$127,609.40	\$98,477.08
MTED - Trans Subs	JACKSON SUB	35300 - Station Equipment	Foundation - Equipment	\$242,307.95	\$38,550.32	\$203,757.63
MTED - Trans Subs	JACKSON SUB	35300 - Station Equipment	Bus	\$247,652.55	\$34,653.16	\$212,999.39
MTED - Trans Subs	JACKSON SUB	35300 - Station Equipment	Circuit Breaker	\$333,005.38	\$187,957.36	\$145,048.02
MTED - Trans Subs	JACKSON SUB	35300 - Station Equipment	Transformer, Other	\$339,572.46	\$54,024.76	\$285,547.70
MTED - Trans Subs	JACKSON SUB	35300 - Station Equipment	Panel, A.C. Distribution	\$441,732.12	\$70,277.99	\$371,454.13
MTED - Trans Subs	JACKSON SUB	35300 - Station Equipment	Switch	\$456,394.11	\$72,610.66	\$383,783.45
MTED - Trans Subs	JACKSON SUB	35300 - Station Equipment	Transformer, Power	\$493,320.29	\$363,872.64	\$129,447.65
MTED - Trans Subs	JACKSON SUB	35300 - Station Equipment	Transformer, Power	\$584,826.06	\$408,798.67	\$176,027.39
MTED - Trans Subs	JACKSON SUB	35300 - Station Equipment	Bus	\$679,755.83	\$108,146.70	\$571,609.13
MTED - Trans Subs	JACKSON SUB	35300 - Station Equipment	Circuit Breaker	\$3,403,143.34	\$541,427.83	\$2,861,715.51
MTED - Trans Subs	JACKSON SUB	35300 - Station Equipment	Transformer, Power	\$4,785,382.97	\$578,236.55	\$4,207,146.42
	JACKSON SUB Total			\$17,156,880.33	\$4,480,752.00	\$12,676,128.33
MTED - SUB-TRANS SUBS	KUTZTOWN SUB	35300 - Station Equipment	Battery System	\$256.30	\$115.03	\$141.27
MTED - SUB-TRANS SUBS	KUTZTOWN SUB	35300 - Station Equipment	Battery System	\$740.53	\$523.80	\$216.73
MTED - SUB-TRANS SUBS	KUTZTOWN SUB	35300 - Station Equipment	Equipment Protective Lighting & Pow	\$981.54	\$694.28	\$287.26
MTED - SUB-TRANS SUBS	KUTZTOWN SUB	35300 - Station Equipment	Controls and Instrumentation	\$1,192.61	\$843.57	\$349.04
MTED - SUB-TRANS SUBS	KUTZTOWN SUB	35300 - Station Equipment	Conduit/Duct System	\$2,081.10	\$1,472.03	\$609.07
MTED - SUB-TRANS SUBS	KUTZTOWN SUB	35300 - Station Equipment	Carrier Equipment System	\$3,618.94	\$2,559.80	\$1,059.14
MTED - SUB-TRANS SUBS	KUTZTOWN SUB	35300 - Station Equipment	Switch	\$3,738.42	\$2,644.32	\$1,094.10

Major Location	Asset Location	Utility Account	Asset Retirement Unit	Book Cost	Allocated Reserve	Net Book Value
MTED - SUB-TRANS SUBS	KUTZTOWN SUB	35300 - Station Equipment	Grounding System, Station	\$4,229.30	\$2,991.52	\$1,237.78
MTED - SUB-TRANS SUBS	KUTZTOWN SUB	35300 - Station Equipment	Wiring	\$13,445.69	\$9,510.60	\$3,935.09
MTED - SUB-TRANS SUBS	KUTZTOWN SUB	35300 - Station Equipment	Structure	\$15,075.30	\$10,663.28	\$4,412.02
MTED - SUB-TRANS SUBS	KUTZTOWN SUB	35300 - Station Equipment	Battery System	\$18,336.51	\$2,872.53	\$15,463.98
MTED - SUB-TRANS SUBS	KUTZTOWN SUB	35300 - Station Equipment	Switch	\$28,705.08	\$2,891.67	\$25,813.41
	KUTZTOWN SUB Total			\$92,401.32	\$37,782.43	\$54,618.89
MTED - Trans Subs	LANCASTER AREA REFUSE AUTH. SUB	35300 - Station Equipment	Controls and Instrumentation	\$0.01	\$0.00	\$0.01
	LANCASTER AREA REFUSE AUTH. SUB Total			\$0.01	\$0.00	\$0.01
MTED - Dist Subs	LEESPORT SUB	35300 - Station Equipment	Non-Unitized	\$4,035.91	\$184.17	\$3,851.74
	LEESPORT SUB Total			\$4,035.91	\$184.17	\$3,851.74
MTED - Dist Subs	LINCOLN SUB	35300 - Station Equipment	Cable, Wiring	\$12,043.43	\$773.38	\$11,270.05
MTED - Dist Subs	LINCOLN SUB	35300 - Station Equipment	Circuit Breaker	\$212,054.49	\$13,617.33	\$198,437.16
	LINCOLN SUB Total			\$224,097.92	\$14,390.71	\$209,707.21
MTED - SUB-TRANS SUBS	LUCENT SUB	35300 - Station Equipment	Non-Unitized	\$6.82	\$0.31	\$6.51
MTED - SUB-TRANS SUBS	LUCENT SUB	35300 - Station Equipment	Controls and Instrumentation	\$19.88	\$9.27	\$10.61
MTED - SUB-TRANS SUBS	LUCENT SUB	35300 - Station Equipment	Battery System	\$30.18	\$28.51	\$1.67
MTED - SUB-TRANS SUBS	LUCENT SUB	35300 - Station Equipment	Grounding System, Station	\$111.08	\$62.71	\$48.37
MTED - SUB-TRANS SUBS	LUCENT SUB	35300 - Station Equipment	Conduit/Duct System	\$136.22	\$76.90	\$59.32
MTED - SUB-TRANS SUBS	LUCENT SUB	35300 - Station Equipment	Battery System	\$137.91	\$75.67	\$62.24
MTED - SUB-TRANS SUBS	LUCENT SUB	35300 - Station Equipment	Wiring	\$213.36	\$110.15	\$103.21
MTED - SUB-TRANS SUBS	LUCENT SUB	35300 - Station Equipment	Switch	\$718.88	\$245.99	\$472.89
MTED - SUB-TRANS SUBS	LUCENT SUB	35300 - Station Equipment	Circuit Breaker	\$726.82	\$540.77	\$186.05
MTED - SUB-TRANS SUBS	LUCENT SUB	35300 - Station Equipment	Non-Unitized	\$1,070.79	\$29.15	\$1,041.64
MTED - SUB-TRANS SUBS	LUCENT SUB	35300 - Station Equipment	Wiring	\$1,080.75	\$610.13	\$470.62
MTED - SUB-TRANS SUBS	LUCENT SUB	35300 - Station Equipment	Conduit/Duct System	\$1,376.50	\$1,055.49	\$321.01
MTED - SUB-TRANS SUBS	LUCENT SUB	35300 - Station Equipment	Carrier Equipment System	\$1,454.10	\$677.59	\$776.51
MTED - SUB-TRANS SUBS	LUCENT SUB	35300 - Station Equipment	Switch	\$1,646.85	\$165.90	\$1,480.95
MTED - SUB-TRANS SUBS	LUCENT SUB	35300 - Station Equipment	Switch	\$1,744.46	\$143.40	\$1,601.06
MTED - SUB-TRANS SUBS	LUCENT SUB	35300 - Station Equipment	Switch	\$1,887.34	\$1,404.23	\$483.11
MTED - SUB-TRANS SUBS	LUCENT SUB	35300 - Station Equipment	Transformer, Instrument	\$2,350.85	\$1,802.62	\$548.23
MTED - SUB-TRANS SUBS	LUCENT SUB	35300 - Station Equipment	Carrier Equipment System	\$2,399.43	\$1,839.87	\$559.56
MTED - SUB-TRANS SUBS	LUCENT SUB	35300 - Station Equipment	Carrier Equipment System	\$2,623.82	\$1,354.67	\$1,269.15
MTED - SUB-TRANS SUBS	LUCENT SUB	35300 - Station Equipment	Grounding System, Station	\$2,723.25	\$2,026.16	\$697.09
MTED - SUB-TRANS SUBS	LUCENT SUB	35300 - Station Equipment	Conduit/Duct System	\$2,951.02	\$2,195.63	\$755.39
MTED - SUB-TRANS SUBS	LUCENT SUB	35300 - Station Equipment	Non-Unitized	\$3,088.16	\$198.31	\$2,889.85
MTED - SUB-TRANS SUBS	LUCENT SUB	35300 - Station Equipment	Grounding System, Station	\$3,157.99	\$2,421.52	\$736.47
MTED - SUB-TRANS SUBS	LUCENT SUB	35300 - Station Equipment	Controls and Instrumentation	\$3,693.04	\$2,747.71	\$945.33
MTED - SUB-TRANS SUBS	LUCENT SUB	35300 - Station Equipment	Switch	\$5,323.57	\$4,082.08	\$1,241.49
MTED - SUB-TRANS SUBS	LUCENT SUB	35300 - Station Equipment	Disconnect Switch	\$5,360.31	\$440.64	\$4,919.67
MTED - SUB-TRANS SUBS	LUCENT SUB	35300 - Station Equipment	Wiring	\$5,715.65	\$4,382.73	\$1,332.92
MTED - SUB-TRANS SUBS	LUCENT SUB	35300 - Station Equipment	Controls and Instrumentation	\$5,721.11	\$3,229.81	\$2,491.30
MTED - SUB-TRANS SUBS	LUCENT SUB	35300 - Station Equipment	Wiring	\$7,125.29	\$5,301.39	\$1,823.90
MTED - SUB-TRANS SUBS	LUCENT SUB	35300 - Station Equipment	Transformer, Instrument	\$7,900.83	\$5,878.41	\$2,022.42
MTED - SUB-TRANS SUBS	LUCENT SUB	35300 - Station Equipment	Battery System	\$8,418.20	\$1,318.77	\$7,099.43
MTED - SUB-TRANS SUBS	LUCENT SUB	35300 - Station Equipment	Circuit Breaker	\$10,519.62	\$5,938.77	\$4,580.85
MTED - SUB-TRANS SUBS	LUCENT SUB	35300 - Station Equipment	Transformer, Instrument	\$11,736.73	\$4,016.20	\$7,720.53
MTED - SUB-TRANS SUBS	LUCENT SUB	35300 - Station Equipment	Structure	\$13,752.92	\$10,545.64	\$3,207.28

Major Location	Asset Location	Utility Account	Asset Retirement Unit	Book Cost	Allocated Reserve	Net Book Value
MTED - SUB-TRANS SUBS	LUCENT SUB	35300 - Station Equipment	Structure	\$15,243.01	\$11,341.17	\$3,901.84
MTED - SUB-TRANS SUBS	LUCENT SUB	35300 - Station Equipment	CT 46KV - 69KV	\$15,530.36	\$2,432.93	\$13,097.43
MTED - SUB-TRANS SUBS	LUCENT SUB	35300 - Station Equipment	Controls and Instrumentation	\$26,612.31	\$20,406.14	\$6,206.17
MTED - SUB-TRANS SUBS	LUCENT SUB	35300 - Station Equipment	Circuit Breaker	\$27,901.90	\$21,394.99	\$6,506.91
MTED - SUB-TRANS SUBS	LUCENT SUB	35300 - Station Equipment	Controls and Instrumentation	\$38,864.82	\$20,065.84	\$18,798.98
	LUCENT SUB Total			\$241,076.13	\$140,598.17	\$100,477.96
MTED - Dist Subs	LYNNVILLE SUB	35300 - Station Equipment	Non-Unitized	\$2,091.36	\$56.94	\$2,034.42
	LYNNVILLE SUB Total			\$2,091.36	\$56.94	\$2,034.42
MTED - Trans Subs	LYONS SUB	35300 - Station Equipment	Circuit Breaker	(\$7,513.62)	(\$1,919.36)	(\$5,594.26)
MTED - Trans Subs	LYONS SUB	35300 - Station Equipment	Non-Unitized	(\$12.46)	(\$0.57)	(\$11.89)
MTED - Trans Subs	LYONS SUB	35300 - Station Equipment	Conduit/Duct System	\$12.95	\$10.15	\$2.80
MTED - Trans Subs	LYONS SUB	35300 - Station Equipment	Office Furniture	\$16.03	\$15.54	\$0.49
MTED - Trans Subs	LYONS SUB	35300 - Station Equipment	Grounding System, Station	\$20.57	\$18.36	\$2.21
MTED - Trans Subs	LYONS SUB	35300 - Station Equipment	Office Furniture	\$21.45	\$16.33	\$5.12
MTED - Trans Subs	LYONS SUB	35300 - Station Equipment	Wiring	\$22.36	\$15.02	\$7.34
MTED - Trans Subs	LYONS SUB	35300 - Station Equipment	Conduit/Duct System	\$29.47	\$26.79	\$2.68
MTED - Trans Subs	LYONS SUB	35300 - Station Equipment	Misc Tools & Equipment	\$30.48	\$27.70	\$2.78
MTED - Trans Subs	LYONS SUB	35300 - Station Equipment	Misc Tools & Equipment	\$32.85	\$30.32	\$2.53
MTED - Trans Subs	LYONS SUB	35300 - Station Equipment	Office Furniture	\$39.41	\$38.18	\$1.23
MTED - Trans Subs	LYONS SUB	35300 - Station Equipment	Grounding System, Station	\$41.84	\$38.43	\$3.41
MTED - Trans Subs	LYONS SUB	35300 - Station Equipment	Conduit/Duct System	\$61.47	\$56.47	\$5.00
MTED - Trans Subs	LYONS SUB	35300 - Station Equipment	Controls and Instrumentation	\$63.83	\$53.72	\$10.11
MTED - Trans Subs	LYONS SUB	35300 - Station Equipment	Controls and Instrumentation	\$75.17	\$68.33	\$6.84
MTED - Trans Subs	LYONS SUB	35300 - Station Equipment	Controls and Instrumentation	\$87.82	\$52.40	\$35.42
MTED - Trans Subs	LYONS SUB	35300 - Station Equipment	Wiring	\$88.45	\$81.63	\$6.82
MTED - Trans Subs	LYONS SUB	35300 - Station Equipment	Grounding System, Station	\$90.81	\$82.55	\$8.26
MTED - Trans Subs	LYONS SUB	35300 - Station Equipment	Foundation - Equipment	\$109.25	\$97.49	\$11.76
MTED - Trans Subs	LYONS SUB	35300 - Station Equipment	Wiring	\$140.22	\$109.90	\$30.32
MTED - Trans Subs	LYONS SUB	35300 - Station Equipment	Wiring	\$148.24	\$136.17	\$12.07
MTED - Trans Subs	LYONS SUB	35300 - Station Equipment	Circuit Breaker	\$149.49	\$125.81	\$23.68
MTED - Trans Subs	LYONS SUB	35300 - Station Equipment	Foundation - Equipment	\$149.49	\$125.81	\$23.68
MTED - Trans Subs	LYONS SUB	35300 - Station Equipment	Conduit/Duct System	\$174.59	\$138.69	\$35.90
MTED - Trans Subs	LYONS SUB	35300 - Station Equipment	Grounding System, Station	\$178.73	\$134.00	\$44.73
MTED - Trans Subs	LYONS SUB	35300 - Station Equipment	Conduit/Duct System	\$191.68	\$143.71	\$47.97
MTED - Trans Subs	LYONS SUB	35300 - Station Equipment	Foundation - Equipment	\$219.32	\$201.45	\$17.87
MTED - Trans Subs	LYONS SUB	35300 - Station Equipment	Grounding System, Station	\$245.84	\$208.94	\$36.90
MTED - Trans Subs	LYONS SUB	35300 - Station Equipment	Wiring	\$261.41	\$238.90	\$22.51
MTED - Trans Subs	LYONS SUB	35300 - Station Equipment	Wiring	\$301.33	\$273.90	\$27.43
MTED - Trans Subs	LYONS SUB	35300 - Station Equipment	Battery Charger	\$304.58	\$42.61	\$261.97
MTED - Trans Subs	LYONS SUB	35300 - Station Equipment	Grounding System, Station	\$336.69	\$130.79	\$205.90
MTED - Trans Subs	LYONS SUB	35300 - Station Equipment	Foundation - Equipment	\$364.60	\$309.88	\$54.72
MTED - Trans Subs	LYONS SUB	35300 - Station Equipment	Wiring	\$365.54	\$294.10	\$71.44
MTED - Trans Subs	LYONS SUB	35300 - Station Equipment	Foundation - Equipment	\$372.44	\$338.53	\$33.91
MTED - Trans Subs	LYONS SUB	35300 - Station Equipment	Grounding System, Station	\$466.23	\$392.38	\$73.85
MTED - Trans Subs	LYONS SUB	35300 - Station Equipment	Structure	\$477.37	\$405.72	\$71.65
MTED - Trans Subs	LYONS SUB	35300 - Station Equipment	Foundation - Equipment	\$506.02	\$412.11	\$93.91
MTED - Trans Subs	LYONS SUB	35300 - Station Equipment	Conduit/Duct System	\$533.84	\$387.09	\$146.75

Major Location	Asset Location	Utility Account	Asset Retirement Unit	Book Cost	Allocated Reserve	Net Book Value
MTED - Trans Subs	LYONS SUB	35300 - Station Equipment	Cable, Wiring	\$587.43	\$82.20	\$505.23
MTED - Trans Subs	LYONS SUB	35300 - Station Equipment	Wiring	\$654.49	\$490.68	\$163.81
MTED - Trans Subs	LYONS SUB	35300 - Station Equipment	Battery System	\$755.92	\$375.51	\$380.41
MTED - Trans Subs	LYONS SUB	35300 - Station Equipment	Conduit/Duct System	\$774.82	\$718.27	\$56.55
MTED - Trans Subs	LYONS SUB	35300 - Station Equipment	Controls and Instrumentation	\$774.85	\$607.31	\$167.54
MTED - Trans Subs	LYONS SUB	35300 - Station Equipment	Grounding System, Station	\$905.50	\$737.44	\$168.06
MTED - Trans Subs	LYONS SUB	35300 - Station Equipment	Bus	\$909.30	\$127.23	\$782.07
MTED - Trans Subs	LYONS SUB	35300 - Station Equipment	Arrester, Lightning & Surge Protect	\$923.04	\$784.51	\$138.53
MTED - Trans Subs	LYONS SUB	35300 - Station Equipment	Capacitor Bank	\$934.83	\$397.59	\$537.24
MTED - Trans Subs	LYONS SUB	35300 - Station Equipment	Foundation - Equipment	\$949.74	\$688.67	\$261.07
MTED - Trans Subs	LYONS SUB	35300 - Station Equipment	Foundation - Equipment	\$984.12	\$737.81	\$246.31
MTED - Trans Subs	LYONS SUB	35300 - Station Equipment	Windings	\$1,032.12	\$144.42	\$887.70
MTED - Trans Subs	LYONS SUB	35300 - Station Equipment	Transformer, Other	\$1,034.75	\$144.79	\$889.96
MTED - Trans Subs	LYONS SUB	35300 - Station Equipment	Bushings	\$1,063.16	\$148.77	\$914.39
MTED - Trans Subs	LYONS SUB	35300 - Station Equipment	Wiring	\$1,146.18	\$1,062.54	\$83.64
MTED - Trans Subs	LYONS SUB	35300 - Station Equipment	Controls and Instrumentation	\$1,158.27	\$920.11	\$238.16
MTED - Trans Subs	LYONS SUB	35300 - Station Equipment	Grounding System, Station	\$1,204.94	\$1,117.01	\$87.93
MTED - Trans Subs	LYONS SUB	35300 - Station Equipment	Transformer, Power	\$1,232.50	\$546.58	\$685.92
MTED - Trans Subs	LYONS SUB	35300 - Station Equipment	Structure	\$1,253.47	\$1,054.92	\$198.55
MTED - Trans Subs	LYONS SUB	35300 - Station Equipment	Grounding System, Station	\$1,257.53	\$911.85	\$345.68
MTED - Trans Subs	LYONS SUB	35300 - Station Equipment	Non-Unitized	\$1,307.40	\$83.96	\$1,223.44
MTED - Trans Subs	LYONS SUB	35300 - Station Equipment	Controls and Instrumentation	\$1,316.31	\$883.84	\$432.47
MTED - Trans Subs	LYONS SUB	35300 - Station Equipment	Structure	\$1,345.92	\$975.94	\$369.98
MTED - Trans Subs	LYONS SUB	35300 - Station Equipment	Switch	\$1,453.74	\$1,089.89	\$363.85
MTED - Trans Subs	LYONS SUB	35300 - Station Equipment	Minor Station Equipment	\$1,478.41	\$546.66	\$931.75
MTED - Trans Subs	LYONS SUB	35300 - Station Equipment	Controls and Instrumentation	\$1,522.76	\$1,225.19	\$297.57
MTED - Trans Subs	LYONS SUB	35300 - Station Equipment	Conduit/Duct System	\$1,536.54	\$1,293.15	\$243.39
MTED - Trans Subs	LYONS SUB	35300 - Station Equipment	Foundation - Equipment	\$1,615.04	\$1,497.18	\$117.86
MTED - Trans Subs	LYONS SUB	35300 - Station Equipment	Carrier Equipment System	\$1,727.31	\$1,252.49	\$474.82
MTED - Trans Subs	LYONS SUB	35300 - Station Equipment	Crossarm	\$1,846.36	\$293.75	\$1,552.61
MTED - Trans Subs	LYONS SUB	35300 - Station Equipment	Wiring	\$1,847.75	\$1,339.82	\$507.93
MTED - Trans Subs	LYONS SUB	35300 - Station Equipment	Switch	\$2,104.71	\$1,951.11	\$153.60
MTED - Trans Subs	LYONS SUB	35300 - Station Equipment	Conduit/Duct System	\$2,166.96	\$1,841.74	\$325.22
MTED - Trans Subs	LYONS SUB	35300 - Station Equipment	Capacitor Bank	\$2,202.84	\$773.09	\$1,429.75
MTED - Trans Subs	LYONS SUB	35300 - Station Equipment	Structure	\$2,276.71	\$2,110.56	\$166.15
MTED - Trans Subs	LYONS SUB	35300 - Station Equipment	Circuit Breaker	\$2,299.19	\$1,872.47	\$426.72
MTED - Trans Subs	LYONS SUB	35300 - Station Equipment	Wiring	\$2,302.16	\$1,828.79	\$473.37
MTED - Trans Subs	LYONS SUB	35300 - Station Equipment	Control Wiring	\$2,349.10	\$21.20	\$2,327.90
MTED - Trans Subs	LYONS SUB	35300 - Station Equipment	Carrier Equipment System	\$2,366.54	\$1,134.10	\$1,232.44
MTED - Trans Subs	LYONS SUB	35300 - Station Equipment	Capacitor Bank	\$2,478.07	\$1,098.97	\$1,379.10
MTED - Trans Subs	LYONS SUB	35300 - Station Equipment	Conduit	\$2,634.89	\$469.86	\$2,165.03
MTED - Trans Subs	LYONS SUB	35300 - Station Equipment	Capacitor Bank	\$2,961.80	\$1,150.47	\$1,811.33
MTED - Trans Subs	LYONS SUB	35300 - Station Equipment	Switching Equipment	\$3,080.56	\$27.79	\$3,052.77
MTED - Trans Subs	LYONS SUB	35300 - Station Equipment	Capacitor Bank	\$3,249.77	\$1,201.64	\$2,048.13
MTED - Trans Subs	LYONS SUB	35300 - Station Equipment	Controls and Instrumentation	\$3,433.46	\$1,522.66	\$1,910.80
MTED - Trans Subs	LYONS SUB	35300 - Station Equipment	Circuit Switcher	\$3,531.00	\$426.67	\$3,104.33
MTED - Trans Subs	LYONS SUB	35300 - Station Equipment	Circuit Breaker	\$3,779.14	\$528.81	\$3,250.33

Major Location	Asset Location	Utility Account	Asset Retirement Unit	Book Cost	Allocated Reserve	Net Book Value
MTED - Trans Subs	LYONS SUB	35300 - Station Equipment	Non-Utilized	\$3,820.57	\$104.02	\$3,716.55
MTED - Trans Subs	LYONS SUB	35300 - Station Equipment	Transformer, Power	\$4,203.79	\$588.23	\$3,615.56
MTED - Trans Subs	LYONS SUB	35300 - Station Equipment	Battery Charger	\$4,212.26	\$670.15	\$3,542.11
MTED - Trans Subs	LYONS SUB	35300 - Station Equipment	Conduit/Duct System	\$4,236.32	\$3,450.07	\$786.25
MTED - Trans Subs	LYONS SUB	35300 - Station Equipment	Switch	\$4,473.76	\$3,643.44	\$830.32
MTED - Trans Subs	LYONS SUB	35300 - Station Equipment	RTU - SCADA	\$4,668.43	\$742.73	\$3,925.70
MTED - Trans Subs	LYONS SUB	35300 - Station Equipment	Wood Pole	\$4,730.51	\$752.61	\$3,977.90
MTED - Trans Subs	LYONS SUB	35300 - Station Equipment	Wiring	\$4,741.26	\$4,029.68	\$711.58
MTED - Trans Subs	LYONS SUB	35300 - Station Equipment	Switch	\$4,953.97	\$44.69	\$4,909.28
MTED - Trans Subs	LYONS SUB	35300 - Station Equipment	Transformer, Instrument	\$4,960.37	\$1,646.96	\$3,313.41
MTED - Trans Subs	LYONS SUB	35300 - Station Equipment	Relays	\$5,345.75	\$443.47	\$4,902.28
MTED - Trans Subs	LYONS SUB	35300 - Station Equipment	Arrester, Lightning & Surge Protect	\$5,439.91	\$2,606.93	\$2,832.98
MTED - Trans Subs	LYONS SUB	35300 - Station Equipment	Structure	\$5,457.97	\$4,091.92	\$1,366.05
MTED - Trans Subs	LYONS SUB	35300 - Station Equipment	Control Wiring	\$5,643.47	\$1,006.37	\$4,637.10
MTED - Trans Subs	LYONS SUB	35300 - Station Equipment	Wiring	\$6,803.38	\$5,540.69	\$1,262.69
MTED - Trans Subs	LYONS SUB	35300 - Station Equipment	Circuit Breaker	\$7,511.27	\$7,109.24	\$402.03
MTED - Trans Subs	LYONS SUB	35300 - Station Equipment	Wiring	\$7,561.32	\$6,363.59	\$1,197.73
MTED - Trans Subs	LYONS SUB	35300 - Station Equipment	Controls and Instrumentation	\$8,247.16	\$5,980.09	\$2,267.07
MTED - Trans Subs	LYONS SUB	35300 - Station Equipment	Grounding System, Station	\$8,305.12	\$1,321.31	\$6,983.81
MTED - Trans Subs	LYONS SUB	35300 - Station Equipment	Structure	\$8,495.90	\$6,919.08	\$1,576.82
MTED - Trans Subs	LYONS SUB	35300 - Station Equipment	Circuit Breaker	\$8,772.66	\$8,324.92	\$447.74
MTED - Trans Subs	LYONS SUB	35300 - Station Equipment	Arrester, Lightning & Surge Protect	\$9,484.57	\$432.81	\$9,051.76
MTED - Trans Subs	LYONS SUB	35300 - Station Equipment	Grounding System, Station	\$10,085.39	\$7,679.54	\$2,405.85
MTED - Trans Subs	LYONS SUB	35300 - Station Equipment	Wiring	\$10,229.47	\$3,973.48	\$6,255.99
MTED - Trans Subs	LYONS SUB	35300 - Station Equipment	Relaying Equipment	\$10,507.53	\$94.80	\$10,412.73
MTED - Trans Subs	LYONS SUB	35300 - Station Equipment	Battery System	\$10,881.42	\$1,731.19	\$9,150.23
MTED - Trans Subs	LYONS SUB	35300 - Station Equipment	Circuit Breaker	\$11,573.38	\$8,391.96	\$3,181.42
MTED - Trans Subs	LYONS SUB	35300 - Station Equipment	Circuit Breaker	\$13,431.15	\$7,359.08	\$6,072.07
MTED - Trans Subs	LYONS SUB	35300 - Station Equipment	Battery System	\$13,825.39	\$1,934.54	\$11,890.85
MTED - Trans Subs	LYONS SUB	35300 - Station Equipment	Controls and Instrumentation	\$13,951.00	\$10,623.02	\$3,327.98
MTED - Trans Subs	LYONS SUB	35300 - Station Equipment	Circuit Breaker	\$14,077.47	\$10,554.09	\$3,523.38
MTED - Trans Subs	LYONS SUB	35300 - Station Equipment	Wiring	\$14,171.17	\$8,454.42	\$5,716.75
MTED - Trans Subs	LYONS SUB	35300 - Station Equipment	Foundation - Equipment	\$15,032.92	\$11,446.86	\$3,586.06
MTED - Trans Subs	LYONS SUB	35300 - Station Equipment	Controls and Instrumentation	\$18,691.24	\$14,013.10	\$4,678.14
MTED - Trans Subs	LYONS SUB	35300 - Station Equipment	Capacitor Bank	\$19,470.02	\$14,117.88	\$5,352.14
MTED - Trans Subs	LYONS SUB	35300 - Station Equipment	Switch	\$19,647.49	\$896.57	\$18,750.92
MTED - Trans Subs	LYONS SUB	35300 - Station Equipment	Controls and Instrumentation	\$20,376.58	\$16,594.75	\$3,781.83
MTED - Trans Subs	LYONS SUB	35300 - Station Equipment	Bus-Insulators	\$21,054.68	\$3,349.73	\$17,704.95
MTED - Trans Subs	LYONS SUB	35300 - Station Equipment	Switch	\$21,232.91	\$16,167.86	\$5,065.05
MTED - Trans Subs	LYONS SUB	35300 - Station Equipment	Foundation - Equipment	\$21,768.25	\$11,927.08	\$9,841.17
MTED - Trans Subs	LYONS SUB	35300 - Station Equipment	Structure	\$21,795.15	\$16,595.98	\$5,199.17
MTED - Trans Subs	LYONS SUB	35300 - Station Equipment	Bushings	\$22,024.45	\$3,504.01	\$18,520.44
MTED - Trans Subs	LYONS SUB	35300 - Station Equipment	Controls and Instrumentation	\$22,546.88	\$11,975.14	\$10,571.74
MTED - Trans Subs	LYONS SUB	35300 - Station Equipment	Sump	\$22,685.95	\$3,609.25	\$19,076.70
MTED - Trans Subs	LYONS SUB	35300 - Station Equipment	Switch	\$22,900.24	\$2,767.13	\$20,133.11
MTED - Trans Subs	LYONS SUB	35300 - Station Equipment	Circuit Breaker	\$24,706.25	\$19,626.14	\$5,080.11
MTED - Trans Subs	LYONS SUB	35300 - Station Equipment	Conduit/Duct System	\$24,968.95	\$19,012.67	\$5,956.28

Major Location	Asset Location	Utility Account	Asset Retirement Unit	Book Cost	Allocated Reserve	Net Book Value
MTED - Trans Subs	LYONS SUB	35300 - Station Equipment	Circuit Breaker	\$25,378.53	\$19,324.55	\$6,053.98
MTED - Trans Subs	LYONS SUB	35300 - Station Equipment	Carrier Equipment System	\$25,562.64	\$14,006.06	\$11,556.58
MTED - Trans Subs	LYONS SUB	35300 - Station Equipment	Capacitor Bank	\$26,147.25	\$12,530.33	\$13,616.92
MTED - Trans Subs	LYONS SUB	35300 - Station Equipment	Air Conditioner Unit	\$26,456.29	\$3,196.81	\$23,259.48
MTED - Trans Subs	LYONS SUB	35300 - Station Equipment	Relays	\$27,226.43	\$245.63	\$26,980.80
MTED - Trans Subs	LYONS SUB	35300 - Station Equipment	Wiring	\$34,163.27	\$4,128.08	\$30,035.19
MTED - Trans Subs	LYONS SUB	35300 - Station Equipment	Wiring	\$34,582.20	\$26,332.71	\$8,249.49
MTED - Trans Subs	LYONS SUB	35300 - Station Equipment	Bus	\$35,666.84	\$6,360.29	\$29,306.55
MTED - Trans Subs	LYONS SUB	35300 - Station Equipment	Bushings	\$36,712.66	\$3,738.71	\$32,973.95
MTED - Trans Subs	LYONS SUB	35300 - Station Equipment	Bus-Insulators	\$37,010.25	\$4,472.09	\$32,538.16
MTED - Trans Subs	LYONS SUB	35300 - Station Equipment	Cable, Wiring	\$40,313.84	\$7,188.97	\$33,124.87
MTED - Trans Subs	LYONS SUB	35300 - Station Equipment	Transformer, Potential : Each	\$49,754.62	\$2,270.44	\$47,484.18
MTED - Trans Subs	LYONS SUB	35300 - Station Equipment	CT 600V CATEGORY 5	\$53,671.54	\$6,485.35	\$47,186.19
MTED - Trans Subs	LYONS SUB	35300 - Station Equipment	Conduit	\$54,052.47	\$8,599.55	\$45,452.92
MTED - Trans Subs	LYONS SUB	35300 - Station Equipment	Transformer, Power	\$57,118.09	\$32,239.01	\$24,879.08
MTED - Trans Subs	LYONS SUB	35300 - Station Equipment	Relaying Equipment	\$60,627.07	\$7,325.81	\$53,301.26
MTED - Trans Subs	LYONS SUB	35300 - Station Equipment	Bus	\$63,240.35	\$7,641.58	\$55,598.77
MTED - Trans Subs	LYONS SUB	35300 - Station Equipment	Relays	\$65,568.63	\$10,431.73	\$55,136.90
MTED - Trans Subs	LYONS SUB	35300 - Station Equipment	Transformer, Power	\$70,213.88	\$38,470.99	\$31,742.89
MTED - Trans Subs	LYONS SUB	35300 - Station Equipment	Non-Unitized	\$71,584.88	\$645.84	\$70,939.04
MTED - Trans Subs	LYONS SUB	35300 - Station Equipment	RTU - SCADA	\$82,561.82	\$5,301.80	\$77,260.02
MTED - Trans Subs	LYONS SUB	35300 - Station Equipment	Conduit/Duct System	\$88,541.22	\$48,512.76	\$40,028.46
MTED - Trans Subs	LYONS SUB	35300 - Station Equipment	Cabinets/Panels/Consoles	\$91,766.63	\$14,599.74	\$77,166.89
MTED - Trans Subs	LYONS SUB	35300 - Station Equipment	Circuit Switcher	\$91,876.34	\$14,617.19	\$77,259.15
MTED - Trans Subs	LYONS SUB	35300 - Station Equipment	Cable, Wiring	\$97,531.83	\$11,785.15	\$85,746.68
MTED - Trans Subs	LYONS SUB	35300 - Station Equipment	Wiring	\$113,569.41	\$62,225.99	\$51,343.42
MTED - Trans Subs	LYONS SUB	35300 - Station Equipment	Grounding System, Station	\$126,277.95	\$69,189.14	\$57,088.81
MTED - Trans Subs	LYONS SUB	35300 - Station Equipment	Structural Steel Support	\$140,385.37	\$22,334.80	\$118,050.57
MTED - Trans Subs	LYONS SUB	35300 - Station Equipment	Oil Storage & Filtering System	\$148,201.61	\$23,578.34	\$124,623.27
MTED - Trans Subs	LYONS SUB	35300 - Station Equipment	Controls and Instrumentation	\$148,232.23	\$81,218.16	\$67,014.07
MTED - Trans Subs	LYONS SUB	35300 - Station Equipment	Switch	\$152,317.07	\$83,456.28	\$68,860.79
MTED - Trans Subs	LYONS SUB	35300 - Station Equipment	Bus	\$174,351.85	\$27,738.75	\$146,613.10
MTED - Trans Subs	LYONS SUB	35300 - Station Equipment	Control Wiring	\$180,704.94	\$28,749.50	\$151,955.44
MTED - Trans Subs	LYONS SUB	35300 - Station Equipment	Circuit Breaker	\$190,594.04	\$33,987.70	\$156,606.34
MTED - Trans Subs	LYONS SUB	35300 - Station Equipment	Disconnect Switch	\$194,350.29	\$23,484.11	\$170,866.18
MTED - Trans Subs	LYONS SUB	35300 - Station Equipment	Structure	\$215,058.57	\$117,833.07	\$97,225.50
MTED - Trans Subs	LYONS SUB	35300 - Station Equipment	Switch	\$234,465.19	\$37,302.57	\$197,162.62
MTED - Trans Subs	LYONS SUB	35300 - Station Equipment	Windings	\$285,163.69	\$45,368.51	\$239,795.18
MTED - Trans Subs	LYONS SUB	35300 - Station Equipment	Relays	\$295,591.47	\$35,717.48	\$259,873.99
MTED - Trans Subs	LYONS SUB	35300 - Station Equipment	Foundation	\$308,058.28	\$49,010.97	\$259,047.31
MTED - Trans Subs	LYONS SUB	35300 - Station Equipment	Structural Steel Support	\$511,390.05	\$61,793.26	\$449,596.79
MTED - Trans Subs	LYONS SUB	35300 - Station Equipment	Circuit Breaker	\$543,093.55	\$65,624.12	\$477,469.43
MTED - Trans Subs	LYONS SUB	35300 - Station Equipment	Circuit Breaker	\$578,789.54	\$92,083.32	\$486,706.22
MTED - Trans Subs	LYONS SUB	35300 - Station Equipment	Transformer, Other	\$684,769.81	\$108,944.41	\$575,825.40
MTED - Trans Subs	LYONS SUB	35300 - Station Equipment	Transformer, Power	\$3,093,315.32	\$492,135.31	\$2,601,180.01
MTED - Trans Subs	LYONS SUB	35300 - Station Equipment	Transformer, Power	\$3,211,500.77	\$388,058.21	\$2,823,442.56
	LYONS SUB Total			\$13,530,172.80	\$2,596,098.44	\$10,934,074.36

Major Location	Asset Location	Utility Account	Asset Retirement Unit	Book Cost	Allocated Reserve	Net Book Value
MTED - Trans Subs	MIDDLETOWN JCT SUB	35300 - Station Equipment	Non-Unitized	(\$7,489.97)	(\$480.98)	(\$7,008.99)
MTED - Trans Subs	MIDDLETOWN JCT SUB	35300 - Station Equipment	Wiring	\$4.96	\$3.94	\$1.02
MTED - Trans Subs	MIDDLETOWN JCT SUB	35300 - Station Equipment	Minor Station Equipment	\$7.70	\$7.47	\$0.23
MTED - Trans Subs	MIDDLETOWN JCT SUB	35300 - Station Equipment	Misc Tools & Equipment	\$13.31	\$11.08	\$2.23
MTED - Trans Subs	MIDDLETOWN JCT SUB	35300 - Station Equipment	Misc Tools & Equipment	\$21.37	\$19.63	\$1.74
MTED - Trans Subs	MIDDLETOWN JCT SUB	35300 - Station Equipment	Office Furniture	\$22.12	\$21.45	\$0.67
MTED - Trans Subs	MIDDLETOWN JCT SUB	35300 - Station Equipment	Conduit/Duct System	\$26.96	\$23.89	\$3.07
MTED - Trans Subs	MIDDLETOWN JCT SUB	35300 - Station Equipment	Switchgear	\$30.61	\$25.22	\$5.39
MTED - Trans Subs	MIDDLETOWN JCT SUB	35300 - Station Equipment	Switchgear	\$45.10	\$40.24	\$4.86
MTED - Trans Subs	MIDDLETOWN JCT SUB	35300 - Station Equipment	Office Furniture	\$49.12	\$47.71	\$1.41
MTED - Trans Subs	MIDDLETOWN JCT SUB	35300 - Station Equipment	Switchgear	\$67.00	\$63.24	\$3.76
MTED - Trans Subs	MIDDLETOWN JCT SUB	35300 - Station Equipment	Conduit/Duct System	\$72.97	\$47.96	\$25.01
MTED - Trans Subs	MIDDLETOWN JCT SUB	35300 - Station Equipment	Non-Unitized	\$84.82	\$0.77	\$84.05
MTED - Trans Subs	MIDDLETOWN JCT SUB	35300 - Station Equipment	Switchgear	\$85.14	\$65.80	\$19.34
MTED - Trans Subs	MIDDLETOWN JCT SUB	35300 - Station Equipment	Minor Station Equipment	\$86.27	\$45.82	\$40.45
MTED - Trans Subs	MIDDLETOWN JCT SUB	35300 - Station Equipment	Controls and Instrumentation	\$91.14	\$43.67	\$47.47
MTED - Trans Subs	MIDDLETOWN JCT SUB	35300 - Station Equipment	Controls and Instrumentation	\$93.36	\$82.72	\$10.64
MTED - Trans Subs	MIDDLETOWN JCT SUB	35300 - Station Equipment	Conduit/Duct System	\$93.54	\$32.83	\$60.71
MTED - Trans Subs	MIDDLETOWN JCT SUB	35300 - Station Equipment	Controls and Instrumentation	\$104.42	\$82.95	\$21.47
MTED - Trans Subs	MIDDLETOWN JCT SUB	35300 - Station Equipment	Wiring	\$109.89	\$78.27	\$31.62
MTED - Trans Subs	MIDDLETOWN JCT SUB	35300 - Station Equipment	Cable, Wiring	\$109.91	\$19.60	\$90.31
MTED - Trans Subs	MIDDLETOWN JCT SUB	35300 - Station Equipment	Switchgear	\$113.00	\$105.59	\$7.41
MTED - Trans Subs	MIDDLETOWN JCT SUB	35300 - Station Equipment	Switchgear	\$136.20	\$91.45	\$44.75
MTED - Trans Subs	MIDDLETOWN JCT SUB	35300 - Station Equipment	Wiring	\$163.15	\$120.34	\$42.81
MTED - Trans Subs	MIDDLETOWN JCT SUB	35300 - Station Equipment	Fire Protection System for Equipmnt	\$170.72	\$158.92	\$11.80
MTED - Trans Subs	MIDDLETOWN JCT SUB	35300 - Station Equipment	Foundation - Equipment	\$200.22	\$161.09	\$39.13
MTED - Trans Subs	MIDDLETOWN JCT SUB	35300 - Station Equipment	Switchgear	\$205.85	\$189.09	\$16.76
MTED - Trans Subs	MIDDLETOWN JCT SUB	35300 - Station Equipment	Switchgear	\$214.15	\$160.55	\$53.60
MTED - Trans Subs	MIDDLETOWN JCT SUB	35300 - Station Equipment	Conduit/Duct System	\$215.11	\$161.27	\$53.84
MTED - Trans Subs	MIDDLETOWN JCT SUB	35300 - Station Equipment	Office Furniture	\$225.30	\$202.36	\$22.94
MTED - Trans Subs	MIDDLETOWN JCT SUB	35300 - Station Equipment	Switchgear	\$255.20	\$230.63	\$24.57
MTED - Trans Subs	MIDDLETOWN JCT SUB	35300 - Station Equipment	Grounding System, Station	\$285.01	\$195.35	\$89.66
MTED - Trans Subs	MIDDLETOWN JCT SUB	35300 - Station Equipment	Carrier Equipment System	\$350.00	\$312.31	\$37.69
MTED - Trans Subs	MIDDLETOWN JCT SUB	35300 - Station Equipment	Wiring	\$378.11	\$307.94	\$70.17
MTED - Trans Subs	MIDDLETOWN JCT SUB	35300 - Station Equipment	Wiring	\$433.64	\$284.97	\$148.67
MTED - Trans Subs	MIDDLETOWN JCT SUB	35300 - Station Equipment	Switchgear	\$478.03	\$292.66	\$185.37
MTED - Trans Subs	MIDDLETOWN JCT SUB	35300 - Station Equipment	Switchgear	\$493.00	\$363.63	\$129.37
MTED - Trans Subs	MIDDLETOWN JCT SUB	35300 - Station Equipment	Grounding System, Station	\$495.55	\$371.52	\$124.03
MTED - Trans Subs	MIDDLETOWN JCT SUB	35300 - Station Equipment	Battery System	\$497.99	\$367.32	\$130.67
MTED - Trans Subs	MIDDLETOWN JCT SUB	35300 - Station Equipment	Conduit/Duct System	\$578.53	\$465.47	\$113.06
MTED - Trans Subs	MIDDLETOWN JCT SUB	35300 - Station Equipment	Misc Tools & Equipment	\$590.84	\$530.67	\$60.17
MTED - Trans Subs	MIDDLETOWN JCT SUB	35300 - Station Equipment	Grounding System, Station	\$608.99	\$489.98	\$119.01
MTED - Trans Subs	MIDDLETOWN JCT SUB	35300 - Station Equipment	Equipment Spill and Leakage System	\$642.44	\$422.18	\$220.26
MTED - Trans Subs	MIDDLETOWN JCT SUB	35300 - Station Equipment	Arrester, Lightning & Surge Protect	\$649.77	\$90.92	\$558.85
MTED - Trans Subs	MIDDLETOWN JCT SUB	35300 - Station Equipment	Structure	\$675.25	\$521.84	\$153.41
MTED - Trans Subs	MIDDLETOWN JCT SUB	35300 - Station Equipment	Bus	\$712.98	\$99.76	\$613.22
MTED - Trans Subs	MIDDLETOWN JCT SUB	35300 - Station Equipment	Switch	\$774.77	\$580.85	\$193.92

Major Location	Asset Location	Utility Account	Asset Retirement Unit	Book Cost	Allocated Reserve	Net Book Value
MTED - Trans Subs	MIDDLETOWN JCT SUB	35300 - Station Equipment	Transformer, Instrument	\$806.93	\$709.74	\$97.19
MTED - Trans Subs	MIDDLETOWN JCT SUB	35300 - Station Equipment	Wiring	\$815.13	\$301.40	\$513.73
MTED - Trans Subs	MIDDLETOWN JCT SUB	35300 - Station Equipment	Conduit/Duct System	\$865.05	\$638.06	\$226.99
MTED - Trans Subs	MIDDLETOWN JCT SUB	35300 - Station Equipment	Minor Station Equipment	\$885.88	\$795.67	\$90.21
MTED - Trans Subs	MIDDLETOWN JCT SUB	35300 - Station Equipment	Arrester, Lightning & Surge Protect	\$941.92	\$706.17	\$235.75
MTED - Trans Subs	MIDDLETOWN JCT SUB	35300 - Station Equipment	Capacitor Bank	\$996.24	\$746.90	\$249.34
MTED - Trans Subs	MIDDLETOWN JCT SUB	35300 - Station Equipment	Grounding System, Station	\$1,010.27	\$678.35	\$331.92
MTED - Trans Subs	MIDDLETOWN JCT SUB	35300 - Station Equipment	Foundation - Equipment	\$1,024.71	\$768.24	\$256.47
MTED - Trans Subs	MIDDLETOWN JCT SUB	35300 - Station Equipment	Wiring	\$1,029.38	\$719.55	\$309.83
MTED - Trans Subs	MIDDLETOWN JCT SUB	35300 - Station Equipment	Grounding System, Station	\$1,029.80	\$475.21	\$554.59
MTED - Trans Subs	MIDDLETOWN JCT SUB	35300 - Station Equipment	Controls and Instrumentation	\$1,097.70	\$426.39	\$671.31
MTED - Trans Subs	MIDDLETOWN JCT SUB	35300 - Station Equipment	Foundation - Equipment	\$1,153.70	\$891.60	\$262.10
MTED - Trans Subs	MIDDLETOWN JCT SUB	35300 - Station Equipment	Wiring	\$1,169.28	\$940.78	\$228.50
MTED - Trans Subs	MIDDLETOWN JCT SUB	35300 - Station Equipment	Misc Tools & Equipment	\$1,195.00	\$835.31	\$359.69
MTED - Trans Subs	MIDDLETOWN JCT SUB	35300 - Station Equipment	Arrester, Lightning & Surge Protect	\$1,211.31	\$878.33	\$332.98
MTED - Trans Subs	MIDDLETOWN JCT SUB	35300 - Station Equipment	Wiring	\$1,325.17	\$611.51	\$713.66
MTED - Trans Subs	MIDDLETOWN JCT SUB	35300 - Station Equipment	Wiring	\$1,360.57	\$1,051.46	\$309.11
MTED - Trans Subs	MIDDLETOWN JCT SUB	35300 - Station Equipment	Equipment Enclosure	\$1,413.67	\$38.50	\$1,375.17
MTED - Trans Subs	MIDDLETOWN JCT SUB	35300 - Station Equipment	Carrier Equipment System	\$1,457.70	\$1,092.86	\$364.84
MTED - Trans Subs	MIDDLETOWN JCT SUB	35300 - Station Equipment	Foundation - Equipment	\$1,537.90	\$816.81	\$721.09
MTED - Trans Subs	MIDDLETOWN JCT SUB	35300 - Station Equipment	Conduit/Duct System	\$1,538.73	\$597.70	\$941.03
MTED - Trans Subs	MIDDLETOWN JCT SUB	35300 - Station Equipment	Bus	\$1,584.20	\$43.14	\$1,541.06
MTED - Trans Subs	MIDDLETOWN JCT SUB	35300 - Station Equipment	Conduit/Duct System	\$1,699.45	\$1,164.82	\$534.63
MTED - Trans Subs	MIDDLETOWN JCT SUB	35300 - Station Equipment	Switchgear	\$1,834.31	\$1,205.42	\$628.89
MTED - Trans Subs	MIDDLETOWN JCT SUB	35300 - Station Equipment	Conduit/Duct System	\$1,931.18	\$1,513.64	\$417.54
MTED - Trans Subs	MIDDLETOWN JCT SUB	35300 - Station Equipment	Controls and Instrumentation	\$2,065.37	\$1,061.74	\$1,003.63
MTED - Trans Subs	MIDDLETOWN JCT SUB	35300 - Station Equipment	Circuit Breaker	\$2,185.65	\$1,436.30	\$749.35
MTED - Trans Subs	MIDDLETOWN JCT SUB	35300 - Station Equipment	Foundation - Equipment	\$2,200.58	\$1,508.30	\$692.28
MTED - Trans Subs	MIDDLETOWN JCT SUB	35300 - Station Equipment	Structure	\$2,331.73	\$1,748.13	\$583.60
MTED - Trans Subs	MIDDLETOWN JCT SUB	35300 - Station Equipment	Controls and Instrumentation	\$2,368.92	\$1,776.01	\$592.91
MTED - Trans Subs	MIDDLETOWN JCT SUB	35300 - Station Equipment	Grounding System, Station	\$2,525.09	\$980.83	\$1,544.26
MTED - Trans Subs	MIDDLETOWN JCT SUB	35300 - Station Equipment	Conduit/Duct System	\$2,527.33	\$1,832.59	\$694.74
MTED - Trans Subs	MIDDLETOWN JCT SUB	35300 - Station Equipment	Conduit/Duct System	\$2,651.84	\$2,049.37	\$602.47
MTED - Trans Subs	MIDDLETOWN JCT SUB	35300 - Station Equipment	Switchgear	\$2,705.75	\$1,891.34	\$814.41
MTED - Trans Subs	MIDDLETOWN JCT SUB	35300 - Station Equipment	Switch	\$2,718.67	\$954.12	\$1,764.55
MTED - Trans Subs	MIDDLETOWN JCT SUB	35300 - Station Equipment	Controls and Instrumentation	\$2,886.62	\$2,230.81	\$655.81
MTED - Trans Subs	MIDDLETOWN JCT SUB	35300 - Station Equipment	Structure	\$3,049.59	\$1,619.70	\$1,429.89
MTED - Trans Subs	MIDDLETOWN JCT SUB	35300 - Station Equipment	Relays	\$3,290.42	\$335.09	\$2,955.33
MTED - Trans Subs	MIDDLETOWN JCT SUB	35300 - Station Equipment	Switchgear	\$3,333.45	\$2,374.23	\$959.22
MTED - Trans Subs	MIDDLETOWN JCT SUB	35300 - Station Equipment	Transformer, Instrument	\$3,431.61	\$2,969.88	\$461.73
MTED - Trans Subs	MIDDLETOWN JCT SUB	35300 - Station Equipment	Carrier Equipment System	\$3,542.12	\$1,759.61	\$1,782.51
MTED - Trans Subs	MIDDLETOWN JCT SUB	35300 - Station Equipment	Switchgear	\$3,775.75	\$3,037.90	\$737.85
MTED - Trans Subs	MIDDLETOWN JCT SUB	35300 - Station Equipment	Switch	\$3,823.76	\$3,076.53	\$747.23
MTED - Trans Subs	MIDDLETOWN JCT SUB	35300 - Station Equipment	Arrester, Lightning & Surge Protect	\$4,002.85	\$3,137.39	\$865.46
MTED - Trans Subs	MIDDLETOWN JCT SUB	35300 - Station Equipment	Grounding System, Station	\$4,128.58	\$3,235.93	\$892.65
MTED - Trans Subs	MIDDLETOWN JCT SUB	35300 - Station Equipment	Transformer, Instrument	\$4,308.90	\$3,509.18	\$799.72
MTED - Trans Subs	MIDDLETOWN JCT SUB	35300 - Station Equipment	Controls and Instrumentation	\$4,325.39	\$2,297.31	\$2,028.08

Major Location	Asset Location	Utility Account	Asset Retirement Unit	Book Cost	Allocated Reserve	Net Book Value
MTED - Trans Subs	MIDDLETOWN JCT SUB	35300 - Station Equipment	Transformer, Power	\$4,390.00	\$3,342.77	\$1,047.23
MTED - Trans Subs	MIDDLETOWN JCT SUB	35300 - Station Equipment	Minor Station Equipment	\$4,450.69	\$2,438.59	\$2,012.10
MTED - Trans Subs	MIDDLETOWN JCT SUB	35300 - Station Equipment	Grounding System, Station	\$4,450.78	\$2,363.91	\$2,086.87
MTED - Trans Subs	MIDDLETOWN JCT SUB	35300 - Station Equipment	Wiring	\$4,707.60	\$3,529.35	\$1,178.25
MTED - Trans Subs	MIDDLETOWN JCT SUB	35300 - Station Equipment	Structure	\$4,957.82	\$2,287.81	\$2,670.01
MTED - Trans Subs	MIDDLETOWN JCT SUB	35300 - Station Equipment	Control Wiring	\$5,134.09	\$329.69	\$4,804.40
MTED - Trans Subs	MIDDLETOWN JCT SUB	35300 - Station Equipment	Foundation - Equipment	\$5,172.43	\$3,750.58	\$1,421.85
MTED - Trans Subs	MIDDLETOWN JCT SUB	35300 - Station Equipment	Grounding System, Station	\$5,360.09	\$3,886.65	\$1,473.44
MTED - Trans Subs	MIDDLETOWN JCT SUB	35300 - Station Equipment	Circuit Breaker	\$5,678.71	\$3,892.24	\$1,786.47
MTED - Trans Subs	MIDDLETOWN JCT SUB	35300 - Station Equipment	Structure	\$5,768.88	\$4,641.53	\$1,127.35
MTED - Trans Subs	MIDDLETOWN JCT SUB	35300 - Station Equipment	Carrier Equipment System	\$5,827.31	\$4,853.61	\$973.70
MTED - Trans Subs	MIDDLETOWN JCT SUB	35300 - Station Equipment	Foundation - Equipment	\$5,866.29	\$2,707.03	\$3,159.26
MTED - Trans Subs	MIDDLETOWN JCT SUB	35300 - Station Equipment	Controls and Instrumentation	\$6,161.91	\$5,534.45	\$627.46
MTED - Trans Subs	MIDDLETOWN JCT SUB	35300 - Station Equipment	Foundation - Equipment	\$6,342.54	\$4,971.21	\$1,371.33
MTED - Trans Subs	MIDDLETOWN JCT SUB	35300 - Station Equipment	Foundation - Equipment	\$6,558.79	\$5,462.87	\$1,095.92
MTED - Trans Subs	MIDDLETOWN JCT SUB	35300 - Station Equipment	Relays	\$7,133.22	\$458.07	\$6,675.15
MTED - Trans Subs	MIDDLETOWN JCT SUB	35300 - Station Equipment	Switchgear	\$7,645.62	\$4,797.84	\$2,847.78
MTED - Trans Subs	MIDDLETOWN JCT SUB	35300 - Station Equipment	Equipment Spill and Leakage System	\$7,852.92	\$3,901.06	\$3,951.86
MTED - Trans Subs	MIDDLETOWN JCT SUB	35300 - Station Equipment	Carrier Equipment System	\$7,921.25	\$7,114.64	\$806.61
MTED - Trans Subs	MIDDLETOWN JCT SUB	35300 - Station Equipment	Switch	\$8,237.40	\$5,646.00	\$2,591.40
MTED - Trans Subs	MIDDLETOWN JCT SUB	35300 - Station Equipment	Grounding System, Station	\$8,239.63	\$6,862.86	\$1,376.77
MTED - Trans Subs	MIDDLETOWN JCT SUB	35300 - Station Equipment	Conduit/Duct System	\$8,832.23	\$4,690.99	\$4,141.24
MTED - Trans Subs	MIDDLETOWN JCT SUB	35300 - Station Equipment	Controls and Instrumentation	\$8,985.48	\$7,229.56	\$1,755.92
MTED - Trans Subs	MIDDLETOWN JCT SUB	35300 - Station Equipment	Bus-Insulators	\$9,134.01	\$586.56	\$8,547.45
MTED - Trans Subs	MIDDLETOWN JCT SUB	35300 - Station Equipment	Wiring	\$9,476.57	\$5,192.32	\$4,284.25
MTED - Trans Subs	MIDDLETOWN JCT SUB	35300 - Station Equipment	Cabinets/Panels/Consoles	\$9,822.19	\$630.74	\$9,191.45
MTED - Trans Subs	MIDDLETOWN JCT SUB	35300 - Station Equipment	Structure	\$10,421.21	\$7,142.80	\$3,278.41
MTED - Trans Subs	MIDDLETOWN JCT SUB	35300 - Station Equipment	Line Tuning Assembly	\$10,599.16	\$95.62	\$10,503.54
MTED - Trans Subs	MIDDLETOWN JCT SUB	35300 - Station Equipment	Conduit/Duct System	\$10,618.34	\$5,817.91	\$4,800.43
MTED - Trans Subs	MIDDLETOWN JCT SUB	35300 - Station Equipment	Controls and Instrumentation	\$10,841.95	\$3,804.99	\$7,036.96
MTED - Trans Subs	MIDDLETOWN JCT SUB	35300 - Station Equipment	Switch	\$11,142.58	\$8,611.10	\$2,531.48
MTED - Trans Subs	MIDDLETOWN JCT SUB	35300 - Station Equipment	Bus	\$11,917.67	\$107.52	\$11,810.15
MTED - Trans Subs	MIDDLETOWN JCT SUB	35300 - Station Equipment	Transformer, Instrument	\$12,439.23	\$11,172.56	\$1,266.67
MTED - Trans Subs	MIDDLETOWN JCT SUB	35300 - Station Equipment	Circuit Breaker	\$13,548.67	\$10,901.01	\$2,647.66
MTED - Trans Subs	MIDDLETOWN JCT SUB	35300 - Station Equipment	Battery System	\$13,749.73	\$1,661.43	\$12,088.30
MTED - Trans Subs	MIDDLETOWN JCT SUB	35300 - Station Equipment	Circuit Breaker	\$14,071.68	\$8,395.06	\$5,676.62
MTED - Trans Subs	MIDDLETOWN JCT SUB	35300 - Station Equipment	Carrier Equipment System	\$14,079.49	\$11,035.32	\$3,044.17
MTED - Trans Subs	MIDDLETOWN JCT SUB	35300 - Station Equipment	Wiring	\$14,281.60	\$11,895.26	\$2,386.34
MTED - Trans Subs	MIDDLETOWN JCT SUB	35300 - Station Equipment	Non-Unitized	\$14,333.89	\$390.28	\$13,943.61
MTED - Trans Subs	MIDDLETOWN JCT SUB	35300 - Station Equipment	Cable, Wiring	\$14,361.99	\$2,284.94	\$12,077.05
MTED - Trans Subs	MIDDLETOWN JCT SUB	35300 - Station Equipment	Carrier Equipment System	\$14,413.37	\$8,135.30	\$6,278.07
MTED - Trans Subs	MIDDLETOWN JCT SUB	35300 - Station Equipment	Wiring	\$14,457.65	\$5,883.58	\$8,574.07
MTED - Trans Subs	MIDDLETOWN JCT SUB	35300 - Station Equipment	Relaying Equipment	\$14,480.93	\$394.28	\$14,086.65
MTED - Trans Subs	MIDDLETOWN JCT SUB	35300 - Station Equipment	Switchgear	\$14,659.13	\$12,209.72	\$2,449.41
MTED - Trans Subs	MIDDLETOWN JCT SUB	35300 - Station Equipment	Foundation - Equipment	\$15,045.95	\$13,513.84	\$1,532.11
MTED - Trans Subs	MIDDLETOWN JCT SUB	35300 - Station Equipment	Switch	\$15,288.06	\$11,085.51	\$4,202.55
MTED - Trans Subs	MIDDLETOWN JCT SUB	35300 - Station Equipment	Conduit	\$15,337.85	\$2,440.20	\$12,897.65

Major Location	Asset Location	Utility Account	Asset Retirement Unit	Book Cost	Allocated Reserve	Net Book Value
MTED - Trans Subs	MIDDLETOWN JCT SUB	35300 - Station Equipment	Conduit	\$15,356.50	\$700.76	\$14,655.74
MTED - Trans Subs	MIDDLETOWN JCT SUB	35300 - Station Equipment	Switchgear	\$16,009.96	\$5,618.71	\$10,391.25
MTED - Trans Subs	MIDDLETOWN JCT SUB	35300 - Station Equipment	Controls and Instrumentation	\$16,219.03	\$8,886.59	\$7,332.44
MTED - Trans Subs	MIDDLETOWN JCT SUB	35300 - Station Equipment	Transformer, Instrument	\$16,404.18	\$13,663.18	\$2,741.00
MTED - Trans Subs	MIDDLETOWN JCT SUB	35300 - Station Equipment	Controls and Instrumentation	\$16,886.59	\$13,235.50	\$3,651.09
MTED - Trans Subs	MIDDLETOWN JCT SUB	35300 - Station Equipment	Carrier Equipment System	\$16,992.13	\$11,646.57	\$5,345.56
MTED - Trans Subs	MIDDLETOWN JCT SUB	35300 - Station Equipment	Wiring	\$18,518.14	\$845.04	\$17,673.10
MTED - Trans Subs	MIDDLETOWN JCT SUB	35300 - Station Equipment	Wiring	\$18,782.37	\$9,975.73	\$8,806.64
MTED - Trans Subs	MIDDLETOWN JCT SUB	35300 - Station Equipment	Controls and Instrumentation	\$18,856.18	\$13,430.25	\$5,425.93
MTED - Trans Subs	MIDDLETOWN JCT SUB	35300 - Station Equipment	Switchgear	\$18,946.07	\$12,985.83	\$5,960.24
MTED - Trans Subs	MIDDLETOWN JCT SUB	35300 - Station Equipment	Wiring	\$19,018.00	\$12,769.74	\$6,248.26
MTED - Trans Subs	MIDDLETOWN JCT SUB	35300 - Station Equipment	Cable, Wiring	\$19,201.39	\$2,686.78	\$16,514.61
MTED - Trans Subs	MIDDLETOWN JCT SUB	35300 - Station Equipment	Arrester, Lightning & Surge Protect	\$19,463.53	\$13,340.49	\$6,123.04
MTED - Trans Subs	MIDDLETOWN JCT SUB	35300 - Station Equipment	Grounding System, Station	\$19,839.13	\$17,818.94	\$2,020.19
MTED - Trans Subs	MIDDLETOWN JCT SUB	35300 - Station Equipment	Controls and Instrumentation	\$20,320.25	\$14,734.39	\$5,585.86
MTED - Trans Subs	MIDDLETOWN JCT SUB	35300 - Station Equipment	Structural Steel Support	\$20,521.12	\$3,264.84	\$17,256.28
MTED - Trans Subs	MIDDLETOWN JCT SUB	35300 - Station Equipment	Carrier Equipment System	\$21,073.15	\$11,192.42	\$9,880.73
MTED - Trans Subs	MIDDLETOWN JCT SUB	35300 - Station Equipment	Wiring	\$21,192.12	\$14,525.29	\$6,666.83
MTED - Trans Subs	MIDDLETOWN JCT SUB	35300 - Station Equipment	Non-Unitized	\$21,447.68	\$978.72	\$20,468.96
MTED - Trans Subs	MIDDLETOWN JCT SUB	35300 - Station Equipment	Conduit/Duct System	\$23,605.62	\$19,661.32	\$3,944.30
MTED - Trans Subs	MIDDLETOWN JCT SUB	35300 - Station Equipment	Foundation - Equipment	\$24,293.04	\$18,498.00	\$5,795.04
MTED - Trans Subs	MIDDLETOWN JCT SUB	35300 - Station Equipment	Controls and Instrumentation	\$24,684.68	\$10,045.50	\$14,639.18
MTED - Trans Subs	MIDDLETOWN JCT SUB	35300 - Station Equipment	Switch	\$26,203.43	\$21,825.06	\$4,378.37
MTED - Trans Subs	MIDDLETOWN JCT SUB	35300 - Station Equipment	Battery System	\$27,324.25	\$8,552.26	\$18,771.99
MTED - Trans Subs	MIDDLETOWN JCT SUB	35300 - Station Equipment	Relays	\$27,725.66	\$754.91	\$26,970.75
MTED - Trans Subs	MIDDLETOWN JCT SUB	35300 - Station Equipment	Coupling Capacitor	\$28,137.39	\$3,937.17	\$24,200.22
MTED - Trans Subs	MIDDLETOWN JCT SUB	35300 - Station Equipment	Arrester, Lightning & Surge Protect	\$28,538.96	\$13,169.44	\$15,369.52
MTED - Trans Subs	MIDDLETOWN JCT SUB	35300 - Station Equipment	Control Wiring	\$29,571.82	\$805.18	\$28,766.64
MTED - Trans Subs	MIDDLETOWN JCT SUB	35300 - Station Equipment	Circuit Breaker	\$30,842.57	\$23,123.13	\$7,719.44
MTED - Trans Subs	MIDDLETOWN JCT SUB	35300 - Station Equipment	Transformer, Power	\$31,321.26	\$22,711.31	\$8,609.95
MTED - Trans Subs	MIDDLETOWN JCT SUB	35300 - Station Equipment	Wiring	\$31,512.95	\$22,850.31	\$8,662.64
MTED - Trans Subs	MIDDLETOWN JCT SUB	35300 - Station Equipment	Switchgear	\$32,092.60	\$17,045.09	\$15,047.51
MTED - Trans Subs	MIDDLETOWN JCT SUB	35300 - Station Equipment	Structure	\$32,398.27	\$23,492.27	\$8,906.00
MTED - Trans Subs	MIDDLETOWN JCT SUB	35300 - Station Equipment	Grounding System, Station	\$33,735.27	\$25,687.82	\$8,047.45
MTED - Trans Subs	MIDDLETOWN JCT SUB	35300 - Station Equipment	Conduit/Duct System	\$33,952.97	\$30,495.58	\$3,457.39
MTED - Trans Subs	MIDDLETOWN JCT SUB	35300 - Station Equipment	Switchgear	\$37,265.54	\$29,208.26	\$8,057.28
MTED - Trans Subs	MIDDLETOWN JCT SUB	35300 - Station Equipment	Structure	\$37,895.44	\$29,701.96	\$8,193.48
MTED - Trans Subs	MIDDLETOWN JCT SUB	35300 - Station Equipment	Carrier Equipment System	\$38,343.82	\$14,894.05	\$23,449.77
MTED - Trans Subs	MIDDLETOWN JCT SUB	35300 - Station Equipment	Controls and Instrumentation	\$38,472.15	\$32,043.77	\$6,428.38
MTED - Trans Subs	MIDDLETOWN JCT SUB	35300 - Station Equipment	Arrester, Lightning & Surge Protect	\$38,578.86	\$6,137.76	\$32,441.10
MTED - Trans Subs	MIDDLETOWN JCT SUB	35300 - Station Equipment	Disconnect Switch	\$38,637.32	\$3,934.70	\$34,702.62
MTED - Trans Subs	MIDDLETOWN JCT SUB	35300 - Station Equipment	Non-Unitized	\$38,646.77	\$3,206.04	\$35,440.73
MTED - Trans Subs	MIDDLETOWN JCT SUB	35300 - Station Equipment	Carrier Equipment System	\$42,324.97	\$32,228.46	\$10,096.51
MTED - Trans Subs	MIDDLETOWN JCT SUB	35300 - Station Equipment	Controls and Instrumentation	\$44,029.17	\$30,178.04	\$13,851.13
MTED - Trans Subs	MIDDLETOWN JCT SUB	35300 - Station Equipment	Bus	\$45,145.63	\$7,182.51	\$37,963.12
MTED - Trans Subs	MIDDLETOWN JCT SUB	35300 - Station Equipment	Switch	\$45,184.81	\$35,415.28	\$9,769.53
MTED - Trans Subs	MIDDLETOWN JCT SUB	35300 - Station Equipment	Transformer, Power	\$45,766.68	\$5,530.16	\$40,236.52

Major Location	Asset Location	Utility Account	Asset Retirement Unit	Book Cost	Allocated Reserve	Net Book Value
MTED - Trans Subs	MIDDLETOWN JCT SUB	35300 - Station Equipment	Grounding System, Station	\$45,815.68	\$35,406.85	\$10,408.83
MTED - Trans Subs	MIDDLETOWN JCT SUB	35300 - Station Equipment	Arrester, Lightning & Surge Protect	\$46,088.07	\$4,693.47	\$41,394.60
MTED - Trans Subs	MIDDLETOWN JCT SUB	35300 - Station Equipment	Capacitor Bank	\$47,965.20	\$25,475.37	\$22,489.83
MTED - Trans Subs	MIDDLETOWN JCT SUB	35300 - Station Equipment	Conduit/Duct System	\$48,096.44	\$36,623.17	\$11,473.27
MTED - Trans Subs	MIDDLETOWN JCT SUB	35300 - Station Equipment	Transformer, Instrument	\$48,530.40	\$36,953.61	\$11,576.79
MTED - Trans Subs	MIDDLETOWN JCT SUB	35300 - Station Equipment	Controls and Instrumentation	\$51,063.48	\$21,717.59	\$29,345.89
MTED - Trans Subs	MIDDLETOWN JCT SUB	35300 - Station Equipment	Circuit Breaker	\$55,065.67	\$49,458.40	\$5,607.27
MTED - Trans Subs	MIDDLETOWN JCT SUB	35300 - Station Equipment	Wiring	\$55,975.85	\$3,594.55	\$52,381.30
MTED - Trans Subs	MIDDLETOWN JCT SUB	35300 - Station Equipment	Structure	\$57,749.94	\$48,100.41	\$9,649.53
MTED - Trans Subs	MIDDLETOWN JCT SUB	35300 - Station Equipment	Line Wave Trap	\$58,649.95	\$3,766.27	\$54,883.68
MTED - Trans Subs	MIDDLETOWN JCT SUB	35300 - Station Equipment	Switch	\$59,586.66	\$53,519.03	\$6,067.63
MTED - Trans Subs	MIDDLETOWN JCT SUB	35300 - Station Equipment	Switchgear	\$59,840.88	\$53,747.36	\$6,093.52
MTED - Trans Subs	MIDDLETOWN JCT SUB	35300 - Station Equipment	Wiring	\$60,567.85	\$47,472.32	\$13,095.53
MTED - Trans Subs	MIDDLETOWN JCT SUB	35300 - Station Equipment	Switch	\$62,733.09	\$47,768.29	\$14,964.80
MTED - Trans Subs	MIDDLETOWN JCT SUB	35300 - Station Equipment	Switch	\$63,939.81	\$5,304.29	\$58,635.52
MTED - Trans Subs	MIDDLETOWN JCT SUB	35300 - Station Equipment	Switchgear	\$64,829.30	\$47,008.28	\$17,821.02
MTED - Trans Subs	MIDDLETOWN JCT SUB	35300 - Station Equipment	Circuit Breaker	\$70,748.88	\$51,300.62	\$19,448.26
MTED - Trans Subs	MIDDLETOWN JCT SUB	35300 - Station Equipment	Disconnect Switch	\$74,886.83	\$4,808.95	\$70,077.88
MTED - Trans Subs	MIDDLETOWN JCT SUB	35300 - Station Equipment	RTU - SCADA	\$82,561.82	\$5,301.80	\$77,260.02
MTED - Trans Subs	MIDDLETOWN JCT SUB	35300 - Station Equipment	Controls and Instrumentation	\$89,104.33	\$67,848.74	\$21,255.59
MTED - Trans Subs	MIDDLETOWN JCT SUB	35300 - Station Equipment	Cabinets/Panels/Consoles	\$102,709.34	\$2,796.56	\$99,912.78
MTED - Trans Subs	MIDDLETOWN JCT SUB	35300 - Station Equipment	Cabinets/Panels/Consoles	\$103,231.35	\$931.34	\$102,300.01
MTED - Trans Subs	MIDDLETOWN JCT SUB	35300 - Station Equipment	Circuit Breaker	\$108,076.72	\$90,018.01	\$18,058.71
MTED - Trans Subs	MIDDLETOWN JCT SUB	35300 - Station Equipment	Disconnect Switch	\$109,722.15	\$13,258.16	\$96,463.99
MTED - Trans Subs	MIDDLETOWN JCT SUB	35300 - Station Equipment	Switch	\$120,184.36	\$7,717.78	\$112,466.58
MTED - Trans Subs	MIDDLETOWN JCT SUB	35300 - Station Equipment	Circuit Breaker	\$122,564.96	\$90,403.82	\$32,161.14
MTED - Trans Subs	MIDDLETOWN JCT SUB	35300 - Station Equipment	Carrier Equipment System	\$125,804.83	\$8,078.70	\$117,726.13
MTED - Trans Subs	MIDDLETOWN JCT SUB	35300 - Station Equipment	Structure	\$132,493.25	\$100,887.35	\$31,605.90
MTED - Trans Subs	MIDDLETOWN JCT SUB	35300 - Station Equipment	Switchgear	\$133,177.26	\$101,408.19	\$31,769.07
MTED - Trans Subs	MIDDLETOWN JCT SUB	35300 - Station Equipment	Circuit Breaker	\$135,240.73	\$102,979.43	\$32,261.30
MTED - Trans Subs	MIDDLETOWN JCT SUB	35300 - Station Equipment	Reactor	\$144,990.43	\$97,354.65	\$47,635.78
MTED - Trans Subs	MIDDLETOWN JCT SUB	35300 - Station Equipment	Transformer, Power	\$181,063.83	\$96,166.97	\$84,896.86
MTED - Trans Subs	MIDDLETOWN JCT SUB	35300 - Station Equipment	Transformer, Power	\$182,640.55	\$143,151.36	\$39,489.19
MTED - Trans Subs	MIDDLETOWN JCT SUB	35300 - Station Equipment	Bushings	\$186,221.52	\$18,964.22	\$167,257.30
MTED - Trans Subs	MIDDLETOWN JCT SUB	35300 - Station Equipment	Structure	\$193,379.68	\$173,688.07	\$19,691.61
MTED - Trans Subs	MIDDLETOWN JCT SUB	35300 - Station Equipment	Transformer, Power	\$203,387.94	\$169,403.52	\$33,984.42
MTED - Trans Subs	MIDDLETOWN JCT SUB	35300 - Station Equipment	Circuit Breaker	\$206,042.44	\$24,896.91	\$181,145.53
MTED - Trans Subs	MIDDLETOWN JCT SUB	35300 - Station Equipment	Controls and Instrumentation	\$217,226.20	\$80,321.70	\$136,904.50
MTED - Trans Subs	MIDDLETOWN JCT SUB	35300 - Station Equipment	Relaying Equipment	\$225,830.95	\$10,305.30	\$215,525.65
MTED - Trans Subs	MIDDLETOWN JCT SUB	35300 - Station Equipment	Wiring	\$239,922.86	\$182,689.92	\$57,232.94
MTED - Trans Subs	MIDDLETOWN JCT SUB	35300 - Station Equipment	Non-Unitized	\$239,944.08	\$2,164.77	\$237,779.31
MTED - Trans Subs	MIDDLETOWN JCT SUB	35300 - Station Equipment	Circuit Breaker	\$392,642.70	\$10,690.86	\$381,951.84
MTED - Trans Subs	MIDDLETOWN JCT SUB	35300 - Station Equipment	Relaying Equipment	\$402,701.83	\$3,633.16	\$399,068.67
MTED - Trans Subs	MIDDLETOWN JCT SUB	35300 - Station Equipment	Circuit Breaker	\$409,027.55	\$128,022.07	\$281,005.48
MTED - Trans Subs	MIDDLETOWN JCT SUB	35300 - Station Equipment	Circuit Breaker	\$489,907.73	\$162,660.36	\$327,247.37
MTED - Trans Subs	MIDDLETOWN JCT SUB	35300 - Station Equipment	Circuit Breaker	\$498,755.86	\$193,733.82	\$305,022.04
MTED - Trans Subs	MIDDLETOWN JCT SUB	35300 - Station Equipment	Transformer, Power	\$729,298.08	\$655,034.57	\$74,263.51

Major Location	Asset Location	Utility Account	Asset Retirement Unit	Book Cost	Allocated Reserve	Net Book Value
MTED - Trans Subs	MIDDLETOWN JCT SUB	35300 - Station Equipment	Circuit Breaker	\$893,363.44	\$245,396.66	\$647,966.78
	MIDDLETOWN JCT SUB Total			\$10,302,199.44	\$4,550,355.66	\$5,751,843.78
MTED - Trans Subs	MIDDLETOWN SUB	35300 - Station Equipment	Non-Unitized	(\$5,056.44)	(\$324.70)	(\$4,731.74)
MTED - Trans Subs	MIDDLETOWN SUB	35300 - Station Equipment	Transformer, Power	(\$2,351.11)	(\$1,475.38)	(\$875.73)
MTED - Trans Subs	MIDDLETOWN SUB	35300 - Station Equipment	Controls and Instrumentation	\$14.00	\$11.66	\$2.34
MTED - Trans Subs	MIDDLETOWN SUB	35300 - Station Equipment	Controls and Instrumentation	\$88.35	\$65.17	\$23.18
MTED - Trans Subs	MIDDLETOWN SUB	35300 - Station Equipment	Wiring	\$97.73	\$91.32	\$6.41
MTED - Trans Subs	MIDDLETOWN SUB	35300 - Station Equipment	Wiring	\$108.88	\$82.91	\$25.97
MTED - Trans Subs	MIDDLETOWN SUB	35300 - Station Equipment	Non-Unitized	\$157.50	\$7.19	\$150.31
MTED - Trans Subs	MIDDLETOWN SUB	35300 - Station Equipment	Equipment Protective Lighting & Pow	\$196.92	\$149.94	\$46.98
MTED - Trans Subs	MIDDLETOWN SUB	35300 - Station Equipment	Foundation - Equipment	\$225.72	\$218.71	\$7.01
MTED - Trans Subs	MIDDLETOWN SUB	35300 - Station Equipment	Controls and Instrumentation	\$286.67	\$255.79	\$30.88
MTED - Trans Subs	MIDDLETOWN SUB	35300 - Station Equipment	Wiring	\$330.80	\$266.16	\$64.64
MTED - Trans Subs	MIDDLETOWN SUB	35300 - Station Equipment	Wiring	\$332.57	\$277.00	\$55.57
MTED - Trans Subs	MIDDLETOWN SUB	35300 - Station Equipment	Grounding System, Station	\$341.89	\$132.81	\$209.08
MTED - Trans Subs	MIDDLETOWN SUB	35300 - Station Equipment	Grounding System, Station	\$348.19	\$319.83	\$28.36
MTED - Trans Subs	MIDDLETOWN SUB	35300 - Station Equipment	Wood Pole	\$356.62	\$336.57	\$20.05
MTED - Trans Subs	MIDDLETOWN SUB	35300 - Station Equipment	Grounding System, Station	\$368.88	\$300.42	\$68.46
MTED - Trans Subs	MIDDLETOWN SUB	35300 - Station Equipment	HVAC	\$436.11	\$405.96	\$30.15
MTED - Trans Subs	MIDDLETOWN SUB	35300 - Station Equipment	Wiring	\$462.90	\$425.20	\$37.70
MTED - Trans Subs	MIDDLETOWN SUB	35300 - Station Equipment	Structure	\$508.76	\$428.17	\$80.59
MTED - Trans Subs	MIDDLETOWN SUB	35300 - Station Equipment	Controls and Instrumentation	\$558.37	\$397.70	\$160.67
MTED - Trans Subs	MIDDLETOWN SUB	35300 - Station Equipment	Conduit/Duct System	\$623.13	\$298.62	\$324.51
MTED - Trans Subs	MIDDLETOWN SUB	35300 - Station Equipment	Misc Tools & Equipment	\$697.80	\$437.89	\$259.91
MTED - Trans Subs	MIDDLETOWN SUB	35300 - Station Equipment	Battery System	\$702.71	\$440.97	\$261.74
MTED - Trans Subs	MIDDLETOWN SUB	35300 - Station Equipment	Controls and Instrumentation	\$1,237.33	\$592.96	\$644.37
MTED - Trans Subs	MIDDLETOWN SUB	35300 - Station Equipment	Foundation - Equipment	\$1,905.19	\$1,750.02	\$155.17
MTED - Trans Subs	MIDDLETOWN SUB	35300 - Station Equipment	Transformer, Power	\$2,267.23	\$1,086.50	\$1,180.73
MTED - Trans Subs	MIDDLETOWN SUB	35300 - Station Equipment	Transformer, Power	\$2,313.61	\$1,734.55	\$579.06
MTED - Trans Subs	MIDDLETOWN SUB	35300 - Station Equipment	Non-Unitized	\$2,569.17	\$69.95	\$2,499.22
MTED - Trans Subs	MIDDLETOWN SUB	35300 - Station Equipment	Foundation - Equipment	\$2,963.75	\$1,420.30	\$1,543.45
MTED - Trans Subs	MIDDLETOWN SUB	35300 - Station Equipment	Circuit Breaker	\$3,267.87	\$3,001.71	\$266.16
MTED - Trans Subs	MIDDLETOWN SUB	35300 - Station Equipment	Conduit/Duct System	\$3,498.50	\$159.65	\$3,338.85
MTED - Trans Subs	MIDDLETOWN SUB	35300 - Station Equipment	Wood Pole	\$3,548.06	\$2,701.68	\$846.38
MTED - Trans Subs	MIDDLETOWN SUB	35300 - Station Equipment	Non-Unitized	\$4,031.41	\$334.43	\$3,696.98
MTED - Trans Subs	MIDDLETOWN SUB	35300 - Station Equipment	Switch	\$4,113.45	\$3,778.43	\$335.02
MTED - Trans Subs	MIDDLETOWN SUB	35300 - Station Equipment	Switch	\$4,373.23	\$4,127.42	\$245.81
MTED - Trans Subs	MIDDLETOWN SUB	35300 - Station Equipment	Recloser	\$4,594.93	\$467.93	\$4,127.00
MTED - Trans Subs	MIDDLETOWN SUB	35300 - Station Equipment	Transformer, Instrument	\$5,432.82	\$4,572.25	\$860.57
MTED - Trans Subs	MIDDLETOWN SUB	35300 - Station Equipment	Arrester, Lightning & Surge Protect	\$6,080.39	\$2,361.83	\$3,718.56
MTED - Trans Subs	MIDDLETOWN SUB	35300 - Station Equipment	Wiring	\$6,288.56	\$5,935.09	\$353.47
MTED - Trans Subs	MIDDLETOWN SUB	35300 - Station Equipment	Wiring	\$7,511.96	\$4,713.97	\$2,797.99
MTED - Trans Subs	MIDDLETOWN SUB	35300 - Station Equipment	Controls and Instrumentation	\$9,048.62	\$7,092.19	\$1,956.43
MTED - Trans Subs	MIDDLETOWN SUB	35300 - Station Equipment	Circuit Breaker	\$10,159.24	\$8,369.63	\$1,789.61
MTED - Trans Subs	MIDDLETOWN SUB	35300 - Station Equipment	Controls and Instrumentation	\$10,410.02	\$9,824.89	\$585.13
MTED - Trans Subs	MIDDLETOWN SUB	35300 - Station Equipment	Structure	\$10,659.65	\$9,791.47	\$868.18
MTED - Trans Subs	MIDDLETOWN SUB	35300 - Station Equipment	Circuit Breaker	\$10,826.07	\$6,793.66	\$4,032.41

Major Location	Asset Location	Utility Account	Asset Retirement Unit	Book Cost	Allocated Reserve	Net Book Value
MTED - Trans Subs	MIDDLETOWN SUB	35300 - Station Equipment	Transformer, Instrument	\$12,017.75	\$7,541.47	\$4,476.28
MTED - Trans Subs	MIDDLETOWN SUB	35300 - Station Equipment	Circuit Breaker	\$12,242.78	\$10,197.12	\$2,045.66
MTED - Trans Subs	MIDDLETOWN SUB	35300 - Station Equipment	Circuit Breaker	\$13,837.16	\$11,133.12	\$2,704.04
MTED - Trans Subs	MIDDLETOWN SUB	35300 - Station Equipment	Foundation - Equipment	\$16,473.94	\$15,547.97	\$925.97
MTED - Trans Subs	MIDDLETOWN SUB	35300 - Station Equipment	Controls and Instrumentation	\$16,581.01	\$6,440.63	\$10,140.38
MTED - Trans Subs	MIDDLETOWN SUB	35300 - Station Equipment	Controls and Instrumentation	\$22,845.34	\$11,348.79	\$11,496.55
MTED - Trans Subs	MIDDLETOWN SUB	35300 - Station Equipment	Structure	\$23,661.07	\$22,331.12	\$1,329.95
MTED - Trans Subs	MIDDLETOWN SUB	35300 - Station Equipment	Battery Charger	\$25,104.12	\$2,082.58	\$23,021.54
MTED - Trans Subs	MIDDLETOWN SUB	35300 - Station Equipment	RTU - SCADA	\$82,561.82	\$5,301.80	\$77,260.02
MTED - Trans Subs	MIDDLETOWN SUB	35300 - Station Equipment	Controls and Instrumentation	\$87,117.67	\$54,668.77	\$32,448.90
MTED - Trans Subs	MIDDLETOWN SUB	35300 - Station Equipment	Non-Unitized	\$137,738.77	\$1,242.67	\$136,496.10
	MIDDLETOWN SUB Total			\$567,119.44	\$232,066.44	\$335,053.00
MTED - SUB-TRANS SUBS	MILL ST SUB	35300 - Station Equipment	Battery System	\$512.41	\$238.77	\$273.64
MTED - SUB-TRANS SUBS	MILL ST SUB	35300 - Station Equipment	Battery System	\$775.16	\$449.69	\$325.47
MTED - SUB-TRANS SUBS	MILL ST SUB	35300 - Station Equipment	Wiring	\$2,165.28	\$1,611.03	\$554.25
MTED - SUB-TRANS SUBS	MILL ST SUB	35300 - Station Equipment	Switch	\$2,654.87	\$1,975.29	\$679.58
MTED - SUB-TRANS SUBS	MILL ST SUB	35300 - Station Equipment	Battery System	\$3,220.20	\$504.46	\$2,715.74
MTED - SUB-TRANS SUBS	MILL ST SUB	35300 - Station Equipment	Controls and Instrumentation	\$3,438.85	\$2,558.59	\$880.26
MTED - SUB-TRANS SUBS	MILL ST SUB	35300 - Station Equipment	Circuit Breaker	\$3,547.95	\$2,639.76	\$908.19
MTED - SUB-TRANS SUBS	MILL ST SUB	35300 - Station Equipment	Carrier Equipment System	\$3,861.88	\$2,873.34	\$988.54
MTED - SUB-TRANS SUBS	MILL ST SUB	35300 - Station Equipment	Switch	\$20,777.06	\$11,729.53	\$9,047.53
MTED - SUB-TRANS SUBS	MILL ST SUB	35300 - Station Equipment	Relaying Equipment	\$39,903.51	\$1,086.49	\$38,817.02
MTED - SUB-TRANS SUBS	MILL ST SUB	35300 - Station Equipment	Circuit Breaker	\$46,554.07	\$1,267.58	\$45,286.49
MTED - SUB-TRANS SUBS	MILL ST SUB	35300 - Station Equipment	Switch	\$82,128.04	\$2,236.17	\$79,891.87
MTED - SUB-TRANS SUBS	MILL ST SUB	35300 - Station Equipment	Bus	\$103,311.32	\$2,812.96	\$100,498.36
	MILL ST SUB Total			\$312,850.60	\$31,983.66	\$280,866.94
MTED - SUB-TRANS SUBS	MILLARDS QUARRY SUB	35300 - Station Equipment	Wiring	\$31.65	\$13.10	\$18.55
MTED - SUB-TRANS SUBS	MILLARDS QUARRY SUB	35300 - Station Equipment	Misc Tools & Equipment	\$104.50	\$78.95	\$25.55
MTED - SUB-TRANS SUBS	MILLARDS QUARRY SUB	35300 - Station Equipment	Equipment Protective Lighting & Pow	\$109.72	\$82.91	\$26.81
MTED - SUB-TRANS SUBS	MILLARDS QUARRY SUB	35300 - Station Equipment	Wiring	\$114.21	\$73.06	\$41.15
MTED - SUB-TRANS SUBS	MILLARDS QUARRY SUB	35300 - Station Equipment	Conduit/Duct System	\$118.77	\$75.97	\$42.80
MTED - SUB-TRANS SUBS	MILLARDS QUARRY SUB	35300 - Station Equipment	Conduit/Duct System	\$138.08	\$90.28	\$47.80
MTED - SUB-TRANS SUBS	MILLARDS QUARRY SUB	35300 - Station Equipment	Battery System	\$145.06	\$94.85	\$50.21
MTED - SUB-TRANS SUBS	MILLARDS QUARRY SUB	35300 - Station Equipment	Wiring	\$190.75	\$88.89	\$101.86
MTED - SUB-TRANS SUBS	MILLARDS QUARRY SUB	35300 - Station Equipment	Conduit/Duct System	\$204.05	\$95.09	\$108.96
MTED - SUB-TRANS SUBS	MILLARDS QUARRY SUB	35300 - Station Equipment	Controls and Instrumentation	\$219.93	\$143.79	\$76.14
MTED - SUB-TRANS SUBS	MILLARDS QUARRY SUB	35300 - Station Equipment	Wiring	\$245.72	\$160.66	\$85.06
MTED - SUB-TRANS SUBS	MILLARDS QUARRY SUB	35300 - Station Equipment	Controls and Instrumentation	\$330.54	\$119.10	\$211.44
MTED - SUB-TRANS SUBS	MILLARDS QUARRY SUB	35300 - Station Equipment	Conduit/Duct System	\$386.72	\$160.06	\$226.66
MTED - SUB-TRANS SUBS	MILLARDS QUARRY SUB	35300 - Station Equipment	Conduit/Duct System	\$440.98	\$158.90	\$282.08
MTED - SUB-TRANS SUBS	MILLARDS QUARRY SUB	35300 - Station Equipment	Grounding System, Station	\$561.52	\$367.13	\$194.39
MTED - SUB-TRANS SUBS	MILLARDS QUARRY SUB	35300 - Station Equipment	Foundation - Equipment	\$614.48	\$401.76	\$212.72
MTED - SUB-TRANS SUBS	MILLARDS QUARRY SUB	35300 - Station Equipment	Wood Pole	\$956.92	\$396.06	\$560.86
MTED - SUB-TRANS SUBS	MILLARDS QUARRY SUB	35300 - Station Equipment	Battery System	\$1,018.71	\$558.97	\$459.74
MTED - SUB-TRANS SUBS	MILLARDS QUARRY SUB	35300 - Station Equipment	Controls and Instrumentation	\$1,145.05	\$533.58	\$611.47
MTED - SUB-TRANS SUBS	MILLARDS QUARRY SUB	35300 - Station Equipment	Non-Unitized	\$1,154.88	\$117.61	\$1,037.27
MTED - SUB-TRANS SUBS	MILLARDS QUARRY SUB	35300 - Station Equipment	Controls and Instrumentation	\$1,191.97	\$900.63	\$291.34

Major Location	Asset Location	Utility Account	Asset Retirement Unit	Book Cost	Allocated Reserve	Net Book Value
MTED - SUB-TRANS SUBS	MILLARDS QUARRY SUB	35300 - Station Equipment	Conduit/Duct System	\$1,308.92	\$989.00	\$319.92
MTED - SUB-TRANS SUBS	MILLARDS QUARRY SUB	35300 - Station Equipment	Foundation - Equipment	\$1,454.48	\$1,098.97	\$355.51
MTED - SUB-TRANS SUBS	MILLARDS QUARRY SUB	35300 - Station Equipment	Structure	\$1,908.30	\$1,247.69	\$660.61
MTED - SUB-TRANS SUBS	MILLARDS QUARRY SUB	35300 - Station Equipment	Switch	\$2,130.69	\$1,609.91	\$520.78
MTED - SUB-TRANS SUBS	MILLARDS QUARRY SUB	35300 - Station Equipment	Carrier Equipment System	\$3,035.16	\$2,293.31	\$741.85
MTED - SUB-TRANS SUBS	MILLARDS QUARRY SUB	35300 - Station Equipment	Grounding System, Station	\$4,784.22	\$3,614.87	\$1,169.35
MTED - SUB-TRANS SUBS	MILLARDS QUARRY SUB	35300 - Station Equipment	Wiring	\$5,020.68	\$3,793.53	\$1,227.15
MTED - SUB-TRANS SUBS	MILLARDS QUARRY SUB	35300 - Station Equipment	Non-Unitized	\$5,380.36	\$146.49	\$5,233.87
MTED - SUB-TRANS SUBS	MILLARDS QUARRY SUB	35300 - Station Equipment	Structure	\$9,596.44	\$7,250.88	\$2,345.56
MTED - SUB-TRANS SUBS	MILLARDS QUARRY SUB	35300 - Station Equipment	Switch	\$9,981.47	\$4,651.23	\$5,330.24
MTED - SUB-TRANS SUBS	MILLARDS QUARRY SUB	35300 - Station Equipment	Transformer, Instrument	\$14,703.84	\$5,298.13	\$9,405.71
MTED - SUB-TRANS SUBS	MILLARDS QUARRY SUB	35300 - Station Equipment	Wiring	\$18,880.33	\$6,803.01	\$12,077.32
MTED - SUB-TRANS SUBS	MILLARDS QUARRY SUB	35300 - Station Equipment	Controls and Instrumentation	\$32,778.40	\$13,566.73	\$19,211.67
MTED - SUB-TRANS SUBS	MILLARDS QUARRY SUB	35300 - Station Equipment	Battery System	\$37,058.52	\$1,682.05	\$35,376.47
MTED - SUB-TRANS SUBS	MILLARDS QUARRY SUB	35300 - Station Equipment	Switch	\$74,373.51	\$7,492.18	\$66,881.33
	MILLARDS QUARRY SUB Total			\$231,819.53	\$66,249.33	\$165,570.20
MTED - Dist Subs	MOUNTAIN SUB	35300 - Station Equipment	Non-Unitized	\$6,973.29	\$189.86	\$6,783.43
	MOUNTAIN SUB Total			\$6,973.29	\$189.86	\$6,783.43
MTED - Capital Spares	MTED - Capital Spares	35300 - Station Equipment	Non-Unitized	\$9,790.52	\$88.33	\$9,702.19
MTED - Capital Spares	MTED - Capital Spares	35300 - Station Equipment	Transformer, Power	\$676,511.47	\$463,687.76	\$212,823.71
	MTED - Capital Spares Total			\$686,301.99	\$463,776.09	\$222,525.90
MTED - Dist Lines	MTED - Dist Lines	35300 - Station Equipment	Non-Unitized	\$18,362.44	\$1,179.16	\$17,183.28
	MTED - Dist Lines Total			\$18,362.44	\$1,179.16	\$17,183.28
MTED - Unspecified	MTED - Unspecified	35300 - Station Equipment	Unspecified Transfers	(\$420,767.08)	(\$315,455.32)	(\$105,311.76)
MTED - Unspecified	MTED - Unspecified	35300 - Station Equipment	Unspecified Transfers	(\$121,513.01)	(\$53,888.32)	(\$67,624.69)
MTED - Unspecified	MTED - Unspecified	35300 - Station Equipment	Unspecified Transfers	(\$97,634.34)	(\$50,190.93)	(\$47,443.41)
MTED - Unspecified	MTED - Unspecified	35300 - Station Equipment	Unspecified Transfers	(\$70,729.84)	(\$64,640.26)	(\$6,089.58)
MTED - Unspecified	MTED - Unspecified	35300 - Station Equipment	Unspecified Transfers	(\$61,605.58)	(\$47,609.46)	(\$13,996.12)
MTED - Unspecified	MTED - Unspecified	35300 - Station Equipment	Unspecified Transfers	(\$58,679.09)	(\$52,703.87)	(\$5,975.22)
MTED - Unspecified	MTED - Unspecified	35300 - Station Equipment	Unspecified Transfers	(\$58,220.21)	(\$27,900.39)	(\$30,319.82)
MTED - Unspecified	MTED - Unspecified	35300 - Station Equipment	Unspecified Transfers	(\$57,685.06)	(\$43,924.45)	(\$13,760.61)
MTED - Unspecified	MTED - Unspecified	35300 - Station Equipment	Unspecified Transfers	(\$56,101.44)	(\$33,469.71)	(\$22,631.73)
MTED - Unspecified	MTED - Unspecified	35300 - Station Equipment	Unspecified Transfers	(\$43,082.43)	(\$28,927.94)	(\$14,154.49)
MTED - Unspecified	MTED - Unspecified	35300 - Station Equipment	Unspecified Transfers	(\$36,200.23)	(\$10,638.32)	(\$25,561.91)
MTED - Unspecified	MTED - Unspecified	35300 - Station Equipment	Unspecified Transfers	(\$25,189.25)	(\$6,434.62)	(\$18,754.63)
MTED - Unspecified	MTED - Unspecified	35300 - Station Equipment	Unspecified Transfers	(\$21,286.11)	(\$17,126.42)	(\$4,159.69)
MTED - Unspecified	MTED - Unspecified	35300 - Station Equipment	Unspecified Transfers	(\$21,241.12)	(\$9,801.81)	(\$11,439.31)
MTED - Unspecified	MTED - Unspecified	35300 - Station Equipment	Unspecified Transfers	(\$18,357.83)	(\$16,686.59)	(\$1,671.24)
MTED - Unspecified	MTED - Unspecified	35300 - Station Equipment	Unspecified Transfers	(\$12,683.27)	(\$3,969.76)	(\$8,713.51)
MTED - Unspecified	MTED - Unspecified	35300 - Station Equipment	Unspecified Transfers	(\$8,942.13)	(\$7,008.73)	(\$1,933.40)
MTED - Unspecified	MTED - Unspecified	35300 - Station Equipment	Unspecified Transfers	(\$8,677.23)	(\$7,841.81)	(\$835.42)
MTED - Unspecified	MTED - Unspecified	35300 - Station Equipment	Unspecified Transfers	(\$8,305.07)	(\$5,915.26)	(\$2,389.81)
MTED - Unspecified	MTED - Unspecified	35300 - Station Equipment	Unspecified Transfers	(\$4,459.70)	(\$1,480.73)	(\$2,978.97)
MTED - Unspecified	MTED - Unspecified	35300 - Station Equipment	Unspecified Transfers	(\$3,454.32)	(\$3,060.84)	(\$393.48)
MTED - Unspecified	MTED - Unspecified	35300 - Station Equipment	Unspecified Transfers	(\$1,994.43)	(\$1,158.08)	(\$836.35)
MTED - Unspecified	MTED - Unspecified	35300 - Station Equipment	Unspecified Transfers	(\$1,518.94)	(\$806.75)	(\$712.19)
MTED - Unspecified	MTED - Unspecified	35300 - Station Equipment	Unspecified Transfers	(\$1,383.23)	(\$687.14)	(\$696.09)

Major Location	Asset Location	Utility Account	Asset Retirement Unit	Book Cost	Allocated Reserve	Net Book Value
MTED - Unspecified	MTED - Unspecified	35300 - Station Equipment	Unspecified Transfers	(\$522.06)	(\$202.78)	(\$319.28)
MTED - Unspecified	MTED - Unspecified	35300 - Station Equipment	Unspecified Transfers	(\$45.12)	(\$40.26)	(\$4.86)
MTED - Unspecified	MTED - Unspecified	35300 - Station Equipment	Wiring	\$1.49	\$0.29	\$1.20
MTED - Unspecified	MTED - Unspecified	35300 - Station Equipment	Non-Unitized	\$48.07	\$4.90	\$43.17
MTED - Unspecified	MTED - Unspecified	35300 - Station Equipment	Converter, Rotary	\$82.43	\$11.53	\$70.90
MTED - Unspecified	MTED - Unspecified	35300 - Station Equipment	Non-Unitized	\$468.43	\$21.38	\$447.05
MTED - Unspecified	MTED - Unspecified	35300 - Station Equipment	Transrupter	\$608.92	\$85.20	\$523.72
MTED - Unspecified	MTED - Unspecified	35300 - Station Equipment	Capacitor Bank	\$854.87	\$283.84	\$571.03
MTED - Unspecified	MTED - Unspecified	35300 - Station Equipment	Motor Control Center	\$899.28	\$125.83	\$773.45
MTED - Unspecified	MTED - Unspecified	35300 - Station Equipment	Transformer, Instrument	\$1,007.49	\$218.51	\$788.98
MTED - Unspecified	MTED - Unspecified	35300 - Station Equipment	Non-Unitized	\$1,012.01	\$122.29	\$889.72
MTED - Unspecified	MTED - Unspecified	35300 - Station Equipment	Minor Station Equipment	\$1,635.05	\$812.23	\$822.82
MTED - Unspecified	MTED - Unspecified	35300 - Station Equipment	Relaying Equipment	\$1,862.17	\$260.57	\$1,601.60
MTED - Unspecified	MTED - Unspecified	35300 - Station Equipment	Capacitor Bank	\$3,010.16	\$710.92	\$2,299.24
MTED - Unspecified	MTED - Unspecified	35300 - Station Equipment	VT 115KV	\$6,790.66	\$950.19	\$5,840.47
MTED - Unspecified	MTED - Unspecified	35300 - Station Equipment	Switch	\$8,112.14	\$1,135.10	\$6,977.04
MTED - Unspecified	MTED - Unspecified	35300 - Station Equipment	Non-Unitized	\$16,699.83	\$454.70	\$16,245.13
MTED - Unspecified	MTED - Unspecified	35300 - Station Equipment	Battery System	\$22,793.96	\$5,383.36	\$17,410.60
MTED - Unspecified	MTED - Unspecified	35300 - Station Equipment	Unspecified Transfers	\$28,180.37	\$7,740.82	\$20,439.55
MTED - Unspecified	MTED - Unspecified	35300 - Station Equipment	Circuit Breaker	\$29,867.31	\$7,629.64	\$22,237.67
MTED - Unspecified	MTED - Unspecified	35300 - Station Equipment	Unspecified Transfers	\$30,511.49	\$7,206.05	\$23,305.44
MTED - Unspecified	MTED - Unspecified	35300 - Station Equipment	Transformer, Power	\$32,577.17	\$8,321.87	\$24,255.30
MTED - Unspecified	MTED - Unspecified	35300 - Station Equipment	Minor Station Equipment	\$33,781.07	\$7,978.24	\$25,802.83
MTED - Unspecified	MTED - Unspecified	35300 - Station Equipment	Non-Unitized	\$61,003.27	\$550.37	\$60,452.90
MTED - Unspecified	MTED - Unspecified	35300 - Station Equipment	Misc Tools & Equipment	\$73,306.61	\$22,944.33	\$50,362.28
MTED - Unspecified	MTED - Unspecified	35300 - Station Equipment	Minor Station Equipment	\$74,817.01	\$20,551.37	\$54,265.64
MTED - Unspecified	MTED - Unspecified	35300 - Station Equipment	Battery System	\$75,393.03	\$16,351.48	\$59,041.55
MTED - Unspecified	MTED - Unspecified	35300 - Station Equipment	Minor Station Equipment	\$284,968.43	\$83,744.92	\$201,223.51
MTED - Unspecified	MTED - Unspecified	35300 - Station Equipment	Minor Station Equipment	\$340,537.24	\$86,990.56	\$253,546.68
MTED - Unspecified	MTED - Unspecified	35300 - Station Equipment	Unspecified	\$11,576,873.64	\$528,285.11	\$11,048,588.53
	MTED - Unspecified Total			\$11,487,425.48	(\$2,694.98)	\$11,490,120.46
MTED - Dist Subs	MUHLENBERG SUB	35300 - Station Equipment	Non-Unitized	(\$48.07)	(\$4.90)	(\$43.17)
	MUHLENBERG SUB Total			(\$48.07)	(\$4.90)	(\$43.17)
MTED - Dist Subs	MYERSTOWN SUB	35300 - Station Equipment	Non-Unitized	\$1,901.95	\$51.78	\$1,850.17
	MYERSTOWN SUB Total			\$1,901.95	\$51.78	\$1,850.17
MTED - Dist Subs	NEVERSINK	35300 - Station Equipment	Non-Unitized	\$70.12	\$1.91	\$68.21
	NEVERSINK Total			\$70.12	\$1.91	\$68.21
MTED - SUB-TRANS SUBS	NEWBERRY SUB	35300 - Station Equipment	Non-Unitized	\$2,189.27	\$59.61	\$2,129.66
	NEWBERRY SUB Total			\$2,189.27	\$59.61	\$2,129.66
MTED - Dist Subs	NORTH BANGOR SUB	35300 - Station Equipment	Non-Unitized	\$10,261.13	\$279.39	\$9,981.74
	NORTH BANGOR SUB Total			\$10,261.13	\$279.39	\$9,981.74
MTED - Trans Subs	NORTH BOYERTOWN SUB	35300 - Station Equipment	Wiring	(\$2,177.13)	(\$388.24)	(\$1,788.89)
MTED - Trans Subs	NORTH BOYERTOWN SUB	35300 - Station Equipment	Non-Unitized	(\$2,085.25)	(\$133.90)	(\$1,951.35)
MTED - Trans Subs	NORTH BOYERTOWN SUB	35300 - Station Equipment	VT 115KV	(\$84.24)	(\$11.78)	(\$72.46)
MTED - Trans Subs	NORTH BOYERTOWN SUB	35300 - Station Equipment	Office Furniture	\$10.99	\$10.27	\$0.72
MTED - Trans Subs	NORTH BOYERTOWN SUB	35300 - Station Equipment	Office Furniture	\$55.58	\$53.73	\$1.85
MTED - Trans Subs	NORTH BOYERTOWN SUB	35300 - Station Equipment	Office Furniture	\$58.70	\$46.00	\$12.70

Major Location	Asset Location	Utility Account	Asset Retirement Unit	Book Cost	Allocated Reserve	Net Book Value
MTED - Trans Subs	NORTH BOYERTOWN SUB	35300 - Station Equipment	Controls and Instrumentation	\$96.46	\$80.34	\$16.12
MTED - Trans Subs	NORTH BOYERTOWN SUB	35300 - Station Equipment	Misc Tools & Equipment	\$103.28	\$80.95	\$22.33
MTED - Trans Subs	NORTH BOYERTOWN SUB	35300 - Station Equipment	Grounding System, Station	\$130.87	\$98.12	\$32.75
MTED - Trans Subs	NORTH BOYERTOWN SUB	35300 - Station Equipment	Controls and Instrumentation	\$131.42	\$93.60	\$37.82
MTED - Trans Subs	NORTH BOYERTOWN SUB	35300 - Station Equipment	Equipment Protective Lighting & Pow	\$167.32	\$131.15	\$36.17
MTED - Trans Subs	NORTH BOYERTOWN SUB	35300 - Station Equipment	Conduit/Duct System	\$227.62	\$170.65	\$56.97
MTED - Trans Subs	NORTH BOYERTOWN SUB	35300 - Station Equipment	Equipment Protective Lighting & Pow	\$247.54	\$191.30	\$56.24
MTED - Trans Subs	NORTH BOYERTOWN SUB	35300 - Station Equipment	Battery System	\$288.16	\$225.85	\$62.31
MTED - Trans Subs	NORTH BOYERTOWN SUB	35300 - Station Equipment	Wood Pole	\$294.21	\$227.37	\$66.84
MTED - Trans Subs	NORTH BOYERTOWN SUB	35300 - Station Equipment	Arrester, Lightning & Surge Protect	\$522.98	\$409.90	\$113.08
MTED - Trans Subs	NORTH BOYERTOWN SUB	35300 - Station Equipment	Conduit/Duct System	\$571.19	\$414.17	\$157.02
MTED - Trans Subs	NORTH BOYERTOWN SUB	35300 - Station Equipment	Wiring	\$747.40	\$560.34	\$187.06
MTED - Trans Subs	NORTH BOYERTOWN SUB	35300 - Station Equipment	Switch	\$880.23	\$275.50	\$604.73
MTED - Trans Subs	NORTH BOYERTOWN SUB	35300 - Station Equipment	Grounding System, Station	\$936.04	\$678.73	\$257.31
MTED - Trans Subs	NORTH BOYERTOWN SUB	35300 - Station Equipment	Carrier Equipment System	\$1,080.06	\$517.59	\$562.47
MTED - Trans Subs	NORTH BOYERTOWN SUB	35300 - Station Equipment	Carrier Equipment System	\$1,184.72	\$165.77	\$1,018.95
MTED - Trans Subs	NORTH BOYERTOWN SUB	35300 - Station Equipment	Reactor	\$1,186.23	\$889.33	\$296.90
MTED - Trans Subs	NORTH BOYERTOWN SUB	35300 - Station Equipment	Arrester, Lightning & Surge Protect	\$1,512.78	\$1,096.93	\$415.85
MTED - Trans Subs	NORTH BOYERTOWN SUB	35300 - Station Equipment	Controls and Instrumentation	\$1,538.97	\$1,413.63	\$125.34
MTED - Trans Subs	NORTH BOYERTOWN SUB	35300 - Station Equipment	Foundation - Equipment	\$1,559.51	\$1,130.82	\$428.69
MTED - Trans Subs	NORTH BOYERTOWN SUB	35300 - Station Equipment	Controls and Instrumentation	\$1,561.49	\$1,026.14	\$535.35
MTED - Trans Subs	NORTH BOYERTOWN SUB	35300 - Station Equipment	Controls and Instrumentation	\$1,571.81	\$1,009.90	\$561.91
MTED - Trans Subs	NORTH BOYERTOWN SUB	35300 - Station Equipment	Capacitor Bank	\$2,006.18	\$627.92	\$1,378.26
MTED - Trans Subs	NORTH BOYERTOWN SUB	35300 - Station Equipment	Structure	\$2,138.90	\$1,550.94	\$587.96
MTED - Trans Subs	NORTH BOYERTOWN SUB	35300 - Station Equipment	Switch	\$2,250.63	\$1,631.95	\$618.68
MTED - Trans Subs	NORTH BOYERTOWN SUB	35300 - Station Equipment	Carrier Equipment System	\$2,947.80	\$2,137.47	\$810.33
MTED - Trans Subs	NORTH BOYERTOWN SUB	35300 - Station Equipment	Capacitor Bank	\$3,096.31	\$1,202.71	\$1,893.60
MTED - Trans Subs	NORTH BOYERTOWN SUB	35300 - Station Equipment	Transformer, Other	\$3,353.35	\$278.18	\$3,075.17
MTED - Trans Subs	NORTH BOYERTOWN SUB	35300 - Station Equipment	Capacitor Bank	\$3,424.95	\$1,266.41	\$2,158.54
MTED - Trans Subs	NORTH BOYERTOWN SUB	35300 - Station Equipment	Wiring	\$3,563.57	\$2,583.97	\$979.60
MTED - Trans Subs	NORTH BOYERTOWN SUB	35300 - Station Equipment	Battery Charger	\$3,870.54	\$321.09	\$3,549.45
MTED - Trans Subs	NORTH BOYERTOWN SUB	35300 - Station Equipment	Controls and Instrumentation	\$4,415.06	\$3,201.40	\$1,213.66
MTED - Trans Subs	NORTH BOYERTOWN SUB	35300 - Station Equipment	Controls and Instrumentation	\$5,039.43	\$2,415.00	\$2,624.43
MTED - Trans Subs	NORTH BOYERTOWN SUB	35300 - Station Equipment	Foundation - Equipment	\$5,236.16	\$4,104.04	\$1,132.12
MTED - Trans Subs	NORTH BOYERTOWN SUB	35300 - Station Equipment	Conduit/Duct System	\$5,847.98	\$4,519.38	\$1,328.60
MTED - Trans Subs	NORTH BOYERTOWN SUB	35300 - Station Equipment	VT 115KV	\$6,665.75	\$1,060.50	\$5,605.25
MTED - Trans Subs	NORTH BOYERTOWN SUB	35300 - Station Equipment	Transformer, Instrument	\$6,746.85	\$5,288.10	\$1,458.75
MTED - Trans Subs	NORTH BOYERTOWN SUB	35300 - Station Equipment	Conduit/Duct System	\$6,764.18	\$5,301.68	\$1,462.50
MTED - Trans Subs	NORTH BOYERTOWN SUB	35300 - Station Equipment	Switch	\$6,937.40	\$6,230.97	\$706.43
MTED - Trans Subs	NORTH BOYERTOWN SUB	35300 - Station Equipment	Controls and Instrumentation	\$7,565.07	\$4,392.72	\$3,172.35
MTED - Trans Subs	NORTH BOYERTOWN SUB	35300 - Station Equipment	Foundation - Equipment	\$8,717.17	\$6,736.73	\$1,980.44
MTED - Trans Subs	NORTH BOYERTOWN SUB	35300 - Station Equipment	Capacitor Bank	\$9,955.84	\$7,219.06	\$2,736.78
MTED - Trans Subs	NORTH BOYERTOWN SUB	35300 - Station Equipment	Carrier Equipment System	\$11,953.96	\$9,238.14	\$2,715.82
MTED - Trans Subs	NORTH BOYERTOWN SUB	35300 - Station Equipment	Non-Unitized	\$13,562.50	\$122.36	\$13,440.14
MTED - Trans Subs	NORTH BOYERTOWN SUB	35300 - Station Equipment	Non-Unitized	\$14,519.55	\$395.34	\$14,124.21
MTED - Trans Subs	NORTH BOYERTOWN SUB	35300 - Station Equipment	Wiring	\$17,647.33	\$13,831.76	\$3,815.57
MTED - Trans Subs	NORTH BOYERTOWN SUB	35300 - Station Equipment	Switch	\$18,900.07	\$14,606.18	\$4,293.89

Major Location	Asset Location	Utility Account	Asset Retirement Unit	Book Cost	Allocated Reserve	Net Book Value
MTED - Trans Subs	NORTH BOYERTOWN SUB	35300 - Station Equipment	Grounding System, Station	\$20,746.62	\$16,260.94	\$4,485.68
MTED - Trans Subs	NORTH BOYERTOWN SUB	35300 - Station Equipment	Non-Unitized	\$23,523.47	\$1,073.44	\$22,450.03
MTED - Trans Subs	NORTH BOYERTOWN SUB	35300 - Station Equipment	Structure	\$24,628.38	\$19,303.42	\$5,324.96
MTED - Trans Subs	NORTH BOYERTOWN SUB	35300 - Station Equipment	Switch	\$25,833.85	\$20,248.24	\$5,585.61
MTED - Trans Subs	NORTH BOYERTOWN SUB	35300 - Station Equipment	Capacitor Bank	\$25,976.02	\$12,448.28	\$13,527.74
MTED - Trans Subs	NORTH BOYERTOWN SUB	35300 - Station Equipment	Controls and Instrumentation	\$27,584.63	\$21,620.48	\$5,964.15
MTED - Trans Subs	NORTH BOYERTOWN SUB	35300 - Station Equipment	Controls and Instrumentation	\$29,657.01	\$22,919.26	\$6,737.75
MTED - Trans Subs	NORTH BOYERTOWN SUB	35300 - Station Equipment	Relays	\$32,004.09	\$3,259.20	\$28,744.89
MTED - Trans Subs	NORTH BOYERTOWN SUB	35300 - Station Equipment	Bushings	\$36,246.53	\$5,766.69	\$30,479.84
MTED - Trans Subs	NORTH BOYERTOWN SUB	35300 - Station Equipment	Wiring	\$38,733.40	\$29,933.59	\$8,799.81
MTED - Trans Subs	NORTH BOYERTOWN SUB	35300 - Station Equipment	Structure	\$41,412.53	\$32,004.06	\$9,408.47
MTED - Trans Subs	NORTH BOYERTOWN SUB	35300 - Station Equipment	Non-Unitized	\$42,136.97	\$3,495.58	\$38,641.39
MTED - Trans Subs	NORTH BOYERTOWN SUB	35300 - Station Equipment	Bushings	\$44,961.55	\$1,224.21	\$43,737.34
MTED - Trans Subs	NORTH BOYERTOWN SUB	35300 - Station Equipment	Arrester, Lightning & Surge Protect	\$45,172.72	\$4,600.25	\$40,572.47
MTED - Trans Subs	NORTH BOYERTOWN SUB	35300 - Station Equipment	Carrier Equipment System	\$46,498.00	\$8,291.76	\$38,206.24
MTED - Trans Subs	NORTH BOYERTOWN SUB	35300 - Station Equipment	Grounding System, Station	\$46,790.85	\$36,160.47	\$10,630.38
MTED - Trans Subs	NORTH BOYERTOWN SUB	35300 - Station Equipment	Circuit Breaker	\$52,575.05	\$41,207.66	\$11,367.39
MTED - Trans Subs	NORTH BOYERTOWN SUB	35300 - Station Equipment	RTU - SCADA	\$82,561.82	\$5,301.80	\$77,260.02
MTED - Trans Subs	NORTH BOYERTOWN SUB	35300 - Station Equipment	Circuit Breaker	\$113,735.28	\$3,096.78	\$110,638.50
	NORTH BOYERTOWN SUB Total			\$990,224.24	\$398,944.28	\$591,279.96
MTED - Dist Subs	NORTH HANOVER SUB	35300 - Station Equipment	Non-Unitized	\$1,215.95	\$55.48	\$1,160.47
	NORTH HANOVER SUB Total			\$1,215.95	\$55.48	\$1,160.47
MTED - Trans Subs	NORTH HERSHEY SUB	35300 - Station Equipment	Relays	(\$1,621.25)	(\$134.50)	(\$1,486.75)
MTED - Trans Subs	NORTH HERSHEY SUB	35300 - Station Equipment	Controls and Instrumentation	\$25.96	\$23.31	\$2.65
MTED - Trans Subs	NORTH HERSHEY SUB	35300 - Station Equipment	Non-Unitized	\$48.07	\$3.09	\$44.98
MTED - Trans Subs	NORTH HERSHEY SUB	35300 - Station Equipment	Office Furniture	\$104.01	\$75.42	\$28.59
MTED - Trans Subs	NORTH HERSHEY SUB	35300 - Station Equipment	Misc Tools & Equipment	\$106.35	\$77.12	\$29.23
MTED - Trans Subs	NORTH HERSHEY SUB	35300 - Station Equipment	Controls and Instrumentation	\$197.24	\$83.89	\$113.35
MTED - Trans Subs	NORTH HERSHEY SUB	35300 - Station Equipment	Controls and Instrumentation	\$374.59	\$240.68	\$133.91
MTED - Trans Subs	NORTH HERSHEY SUB	35300 - Station Equipment	Controls and Instrumentation	\$395.50	\$281.69	\$113.81
MTED - Trans Subs	NORTH HERSHEY SUB	35300 - Station Equipment	Battery System	\$636.72	\$282.37	\$354.35
MTED - Trans Subs	NORTH HERSHEY SUB	35300 - Station Equipment	Equipment Protective Lighting & Pow	\$704.36	\$510.74	\$193.62
MTED - Trans Subs	NORTH HERSHEY SUB	35300 - Station Equipment	Wood Pole	\$1,560.74	\$1,131.71	\$429.03
MTED - Trans Subs	NORTH HERSHEY SUB	35300 - Station Equipment	Non-Unitized	\$1,782.68	\$283.62	\$1,499.06
MTED - Trans Subs	NORTH HERSHEY SUB	35300 - Station Equipment	Battery Charger	\$2,590.07	\$312.97	\$2,277.10
MTED - Trans Subs	NORTH HERSHEY SUB	35300 - Station Equipment	Transformer, Power	\$3,058.08	\$2,460.47	\$597.61
MTED - Trans Subs	NORTH HERSHEY SUB	35300 - Station Equipment	Battery Charger	\$3,104.11	\$316.11	\$2,788.00
MTED - Trans Subs	NORTH HERSHEY SUB	35300 - Station Equipment	Steel Pole Fully Dressed	\$3,263.92	\$2,366.70	\$897.22
MTED - Trans Subs	NORTH HERSHEY SUB	35300 - Station Equipment	Controls and Instrumentation	\$3,528.00	\$1,813.64	\$1,714.36
MTED - Trans Subs	NORTH HERSHEY SUB	35300 - Station Equipment	Controls and Instrumentation	\$4,066.92	\$2,228.31	\$1,838.61
MTED - Trans Subs	NORTH HERSHEY SUB	35300 - Station Equipment	Switch	\$4,452.78	\$1,478.42	\$2,974.36
MTED - Trans Subs	NORTH HERSHEY SUB	35300 - Station Equipment	Grounding System, Station	\$8,680.89	\$884.04	\$7,796.85
MTED - Trans Subs	NORTH HERSHEY SUB	35300 - Station Equipment	Battery Cell Assembly	\$11,542.14	\$1,175.41	\$10,366.73
MTED - Trans Subs	NORTH HERSHEY SUB	35300 - Station Equipment	Foundation - Equipment	\$18,829.38	\$13,653.35	\$5,176.03
MTED - Trans Subs	NORTH HERSHEY SUB	35300 - Station Equipment	Controls and Instrumentation	\$23,252.03	\$11,550.81	\$11,701.22
MTED - Trans Subs	NORTH HERSHEY SUB	35300 - Station Equipment	Conduit/Duct System	\$23,852.87	\$17,295.92	\$6,556.95
MTED - Trans Subs	NORTH HERSHEY SUB	35300 - Station Equipment	Transformer, Instrument	\$29,213.10	\$21,182.67	\$8,030.43

Major Location	Asset Location	Utility Account	Asset Retirement Unit	Book Cost	Allocated Reserve	Net Book Value
MTED - Trans Subs	NORTH HERSHEY SUB	35300 - Station Equipment	Carrier Equipment System	\$32,001.74	\$23,204.74	\$8,797.00
MTED - Trans Subs	NORTH HERSHEY SUB	35300 - Station Equipment	Bushings	\$38,818.03	\$4,690.54	\$34,127.49
MTED - Trans Subs	NORTH HERSHEY SUB	35300 - Station Equipment	Arrester, Lightning & Surge Protect	\$48,925.62	\$4,058.75	\$44,866.87
MTED - Trans Subs	NORTH HERSHEY SUB	35300 - Station Equipment	Circuit Breaker	\$53,849.48	\$39,046.72	\$14,802.76
MTED - Trans Subs	NORTH HERSHEY SUB	35300 - Station Equipment	Circuit Breaker	\$65,269.80	\$51,157.65	\$14,112.15
MTED - Trans Subs	NORTH HERSHEY SUB	35300 - Station Equipment	Switch	\$83,614.54	\$60,629.62	\$22,984.92
MTED - Trans Subs	NORTH HERSHEY SUB	35300 - Station Equipment	Wiring	\$85,123.04	\$61,723.45	\$23,399.59
MTED - Trans Subs	NORTH HERSHEY SUB	35300 - Station Equipment	Structure	\$112,714.11	\$81,729.97	\$30,984.14
MTED - Trans Subs	NORTH HERSHEY SUB	35300 - Station Equipment	Controls and Instrumentation	\$115,050.20	\$83,423.89	\$31,626.31
MTED - Trans Subs	NORTH HERSHEY SUB	35300 - Station Equipment	Grounding System, Station	\$115,162.82	\$83,505.55	\$31,657.27
MTED - Trans Subs	NORTH HERSHEY SUB	35300 - Station Equipment	Transformer, Power	\$314,676.22	\$228,174.43	\$86,501.79
	NORTH HERSHEY SUB Total			\$1,208,954.86	\$800,923.27	\$408,031.59
MTED - Trans Subs	NORTH LEBANON SUB	35300 - Station Equipment	Office Furniture	\$65.88	\$50.91	\$14.97
MTED - Trans Subs	NORTH LEBANON SUB	35300 - Station Equipment	Non-Unitized	\$107.55	\$4.91	\$102.64
MTED - Trans Subs	NORTH LEBANON SUB	35300 - Station Equipment	Transformer, Instrument	\$226.61	\$180.02	\$46.59
MTED - Trans Subs	NORTH LEBANON SUB	35300 - Station Equipment	Misc Tools & Equipment	\$310.14	\$239.68	\$70.46
MTED - Trans Subs	NORTH LEBANON SUB	35300 - Station Equipment	Grounding System, Station	\$381.81	\$281.62	\$100.19
MTED - Trans Subs	NORTH LEBANON SUB	35300 - Station Equipment	Controls and Instrumentation	\$432.00	\$343.17	\$88.83
MTED - Trans Subs	NORTH LEBANON SUB	35300 - Station Equipment	Non-Unitized	\$535.65	\$44.44	\$491.21
MTED - Trans Subs	NORTH LEBANON SUB	35300 - Station Equipment	Equipment Protective Lighting & Pow	\$664.41	\$513.46	\$150.95
MTED - Trans Subs	NORTH LEBANON SUB	35300 - Station Equipment	Controls and Instrumentation	\$764.40	\$554.28	\$210.12
MTED - Trans Subs	NORTH LEBANON SUB	35300 - Station Equipment	Wiring	\$796.79	\$324.25	\$472.54
MTED - Trans Subs	NORTH LEBANON SUB	35300 - Station Equipment	Battery System	\$935.31	\$448.22	\$487.09
MTED - Trans Subs	NORTH LEBANON SUB	35300 - Station Equipment	Controls and Instrumentation	\$1,182.18	\$686.44	\$495.74
MTED - Trans Subs	NORTH LEBANON SUB	35300 - Station Equipment	Controls and Instrumentation	\$1,251.01	\$937.90	\$313.11
MTED - Trans Subs	NORTH LEBANON SUB	35300 - Station Equipment	Conduit/Duct System	\$1,345.06	\$992.11	\$352.95
MTED - Trans Subs	NORTH LEBANON SUB	35300 - Station Equipment	Arrester, Lightning & Surge Protect	\$1,639.50	\$166.96	\$1,472.54
MTED - Trans Subs	NORTH LEBANON SUB	35300 - Station Equipment	Arrester, Lightning & Surge Protect	\$1,692.20	\$77.22	\$1,614.98
MTED - Trans Subs	NORTH LEBANON SUB	35300 - Station Equipment	Controls and Instrumentation	\$1,764.00	\$906.82	\$857.18
MTED - Trans Subs	NORTH LEBANON SUB	35300 - Station Equipment	Controls and Instrumentation	\$1,903.44	\$1,355.72	\$547.72
MTED - Trans Subs	NORTH LEBANON SUB	35300 - Station Equipment	Controls and Instrumentation	\$2,520.56	\$1,163.12	\$1,357.44
MTED - Trans Subs	NORTH LEBANON SUB	35300 - Station Equipment	Carrier Equipment System	\$2,828.63	\$2,185.99	\$642.64
MTED - Trans Subs	NORTH LEBANON SUB	35300 - Station Equipment	Cable, Wiring	\$2,929.78	\$243.05	\$2,686.73
MTED - Trans Subs	NORTH LEBANON SUB	35300 - Station Equipment	Arrester, Lightning & Surge Protect	\$2,993.54	\$2,313.44	\$680.10
MTED - Trans Subs	NORTH LEBANON SUB	35300 - Station Equipment	Minor Station Equipment	\$4,120.77	\$1,289.76	\$2,831.01
MTED - Trans Subs	NORTH LEBANON SUB	35300 - Station Equipment	Cable, Wiring	\$4,651.77	\$473.72	\$4,178.05
MTED - Trans Subs	NORTH LEBANON SUB	35300 - Station Equipment	Wiring	\$4,721.93	\$3,482.89	\$1,239.04
MTED - Trans Subs	NORTH LEBANON SUB	35300 - Station Equipment	Battery Charger	\$5,312.80	\$341.17	\$4,971.63
MTED - Trans Subs	NORTH LEBANON SUB	35300 - Station Equipment	Circuit Breaker	\$5,901.18	\$4,352.70	\$1,548.48
MTED - Trans Subs	NORTH LEBANON SUB	35300 - Station Equipment	Circuit Breaker	\$7,492.24	\$3,590.44	\$3,901.80
MTED - Trans Subs	NORTH LEBANON SUB	35300 - Station Equipment	Controls and Instrumentation	\$10,157.93	\$7,492.48	\$2,665.45
MTED - Trans Subs	NORTH LEBANON SUB	35300 - Station Equipment	Controls and Instrumentation	\$11,370.23	\$6,961.10	\$4,409.13
MTED - Trans Subs	NORTH LEBANON SUB	35300 - Station Equipment	Arrester, Lightning & Surge Protect	\$11,480.68	\$952.41	\$10,528.27
MTED - Trans Subs	NORTH LEBANON SUB	35300 - Station Equipment	Switch	\$12,459.44	\$568.56	\$11,890.88
MTED - Trans Subs	NORTH LEBANON SUB	35300 - Station Equipment	Controls and Instrumentation	\$13,209.58	\$7,237.69	\$5,971.89
MTED - Trans Subs	NORTH LEBANON SUB	35300 - Station Equipment	Non-Unitized	\$17,110.12	\$465.87	\$16,644.25
MTED - Trans Subs	NORTH LEBANON SUB	35300 - Station Equipment	Bushings	\$17,835.89	\$1,816.35	\$16,019.54

Major Location	Asset Location	Utility Account	Asset Retirement Unit	Book Cost	Allocated Reserve	Net Book Value
MTED - Trans Subs	NORTH LEBANON SUB	35300 - Station Equipment	Structure	\$21,733.44	\$5,551.83	\$16,181.61
MTED - Trans Subs	NORTH LEBANON SUB	35300 - Station Equipment	Foundation - Equipment	\$23,887.54	\$18,460.55	\$5,426.99
MTED - Trans Subs	NORTH LEBANON SUB	35300 - Station Equipment	Switch	\$25,041.78	\$2,077.40	\$22,964.38
MTED - Trans Subs	NORTH LEBANON SUB	35300 - Station Equipment	Transformer, Instrument	\$26,027.94	\$20,114.67	\$5,913.27
MTED - Trans Subs	NORTH LEBANON SUB	35300 - Station Equipment	Battery System	\$28,268.22	\$255.03	\$28,013.19
MTED - Trans Subs	NORTH LEBANON SUB	35300 - Station Equipment	Grounding System, Station	\$39,919.65	\$30,850.33	\$9,069.32
MTED - Trans Subs	NORTH LEBANON SUB	35300 - Station Equipment	Non-Unitized	\$44,675.27	\$2,868.88	\$41,806.39
MTED - Trans Subs	NORTH LEBANON SUB	35300 - Station Equipment	Pump	\$50,892.47	\$5,182.73	\$45,709.74
MTED - Trans Subs	NORTH LEBANON SUB	35300 - Station Equipment	Conduit/Duct System	\$57,430.49	\$44,382.91	\$13,047.58
MTED - Trans Subs	NORTH LEBANON SUB	35300 - Station Equipment	Controls and Instrumentation	\$63,975.69	\$23,655.69	\$40,320.00
MTED - Trans Subs	NORTH LEBANON SUB	35300 - Station Equipment	Switch	\$69,312.62	\$53,565.54	\$15,747.08
MTED - Trans Subs	NORTH LEBANON SUB	35300 - Station Equipment	Circuit Breaker	\$73,584.08	\$66,091.11	\$7,492.97
MTED - Trans Subs	NORTH LEBANON SUB	35300 - Station Equipment	RTU - SCADA	\$82,561.82	\$5,301.80	\$77,260.02
MTED - Trans Subs	NORTH LEBANON SUB	35300 - Station Equipment	Circuit Breaker	\$96,543.21	\$74,609.64	\$21,933.57
MTED - Trans Subs	NORTH LEBANON SUB	35300 - Station Equipment	Wiring	\$97,926.19	\$75,678.42	\$22,247.77
MTED - Trans Subs	NORTH LEBANON SUB	35300 - Station Equipment	Circuit Breaker	\$116,856.76	\$32,099.21	\$84,757.55
MTED - Trans Subs	NORTH LEBANON SUB	35300 - Station Equipment	Controls and Instrumentation	\$122,837.95	\$94,930.50	\$27,907.45
MTED - Trans Subs	NORTH LEBANON SUB	35300 - Station Equipment	Structure	\$133,812.63	\$103,411.85	\$30,400.78
MTED - Trans Subs	NORTH LEBANON SUB	35300 - Station Equipment	Non-Unitized	\$217,807.33	\$1,965.05	\$215,842.28
MTED - Trans Subs	NORTH LEBANON SUB	35300 - Station Equipment	Transformer, Power	\$237,848.62	\$183,811.99	\$54,036.63
MTED - Trans Subs	NORTH LEBANON SUB	35300 - Station Equipment	Non-Unitized	\$469,127.68	\$4,232.45	\$464,895.23
MTED - Trans Subs	NORTH LEBANON SUB	35300 - Station Equipment	Transformer, Power	\$656,071.94	\$180,215.41	\$475,856.53
	NORTH LEBANON SUB Total			\$2,909,238.33	\$1,082,351.87	\$1,826,886.46
MTED - Trans Subs	NORTH TEMPLE SUB	35300 - Station Equipment	Misc Tools & Equipment	\$24.26	\$21.50	\$2.76
MTED - Trans Subs	NORTH TEMPLE SUB	35300 - Station Equipment	Wiring	\$31.04	\$14.33	\$16.71
MTED - Trans Subs	NORTH TEMPLE SUB	35300 - Station Equipment	Office Furniture	\$34.17	\$31.39	\$2.78
MTED - Trans Subs	NORTH TEMPLE SUB	35300 - Station Equipment	Grounding System, Station	\$38.29	\$28.70	\$9.59
MTED - Trans Subs	NORTH TEMPLE SUB	35300 - Station Equipment	Misc Tools & Equipment	\$40.56	\$36.19	\$4.37
MTED - Trans Subs	NORTH TEMPLE SUB	35300 - Station Equipment	Controls and Instrumentation	\$47.05	\$43.61	\$3.44
MTED - Trans Subs	NORTH TEMPLE SUB	35300 - Station Equipment	Office Furniture	\$60.20	\$39.56	\$20.64
MTED - Trans Subs	NORTH TEMPLE SUB	35300 - Station Equipment	Equipment Protective Lighting & Pow	\$83.28	\$61.43	\$21.85
MTED - Trans Subs	NORTH TEMPLE SUB	35300 - Station Equipment	Conduit/Duct System	\$87.07	\$77.16	\$9.91
MTED - Trans Subs	NORTH TEMPLE SUB	35300 - Station Equipment	Office Furniture	\$96.46	\$74.54	\$21.92
MTED - Trans Subs	NORTH TEMPLE SUB	35300 - Station Equipment	Controls and Instrumentation	\$112.06	\$51.71	\$60.35
MTED - Trans Subs	NORTH TEMPLE SUB	35300 - Station Equipment	Controls and Instrumentation	\$135.25	\$119.85	\$15.40
MTED - Trans Subs	NORTH TEMPLE SUB	35300 - Station Equipment	Conduit/Duct System	\$152.35	\$132.95	\$19.40
MTED - Trans Subs	NORTH TEMPLE SUB	35300 - Station Equipment	Office Furniture	\$165.15	\$113.19	\$51.96
MTED - Trans Subs	NORTH TEMPLE SUB	35300 - Station Equipment	Grounding System, Station	\$166.55	\$132.30	\$34.25
MTED - Trans Subs	NORTH TEMPLE SUB	35300 - Station Equipment	Conduit/Duct System	\$210.93	\$185.52	\$25.41
MTED - Trans Subs	NORTH TEMPLE SUB	35300 - Station Equipment	Conduit/Duct System	\$211.61	\$163.53	\$48.08
MTED - Trans Subs	NORTH TEMPLE SUB	35300 - Station Equipment	Grounding System, Station	\$249.34	\$217.60	\$31.74
MTED - Trans Subs	NORTH TEMPLE SUB	35300 - Station Equipment	Controls and Instrumentation	\$256.00	\$221.55	\$34.45
MTED - Trans Subs	NORTH TEMPLE SUB	35300 - Station Equipment	Equipment Protective Lighting & Pow	\$263.48	\$206.51	\$56.97
MTED - Trans Subs	NORTH TEMPLE SUB	35300 - Station Equipment	Battery System	\$270.48	\$199.50	\$70.98
MTED - Trans Subs	NORTH TEMPLE SUB	35300 - Station Equipment	Wiring	\$274.81	\$239.82	\$34.99
MTED - Trans Subs	NORTH TEMPLE SUB	35300 - Station Equipment	Office Furniture	\$280.15	\$222.54	\$57.61
MTED - Trans Subs	NORTH TEMPLE SUB	35300 - Station Equipment	Wood Pole	\$286.73	\$252.20	\$34.53

Major Location	Asset Location	Utility Account	Asset Retirement Unit	Book Cost	Allocated Reserve	Net Book Value
MTED - Trans Subs	NORTH TEMPLE SUB	35300 - Station Equipment	Transformer, Power	\$306.16	\$42.84	\$263.32
MTED - Trans Subs	NORTH TEMPLE SUB	35300 - Station Equipment	Circuit Breaker	\$325.95	\$286.69	\$39.26
MTED - Trans Subs	NORTH TEMPLE SUB	35300 - Station Equipment	Grounding System, Station	\$335.46	\$234.49	\$100.97
MTED - Trans Subs	NORTH TEMPLE SUB	35300 - Station Equipment	Wood Pole	\$349.29	\$281.03	\$68.26
MTED - Trans Subs	NORTH TEMPLE SUB	35300 - Station Equipment	Battery System	\$376.53	\$52.69	\$323.84
MTED - Trans Subs	NORTH TEMPLE SUB	35300 - Station Equipment	Conduit/Duct System	\$410.68	\$189.51	\$221.17
MTED - Trans Subs	NORTH TEMPLE SUB	35300 - Station Equipment	Foundation - Equipment	\$422.91	\$295.62	\$127.29
MTED - Trans Subs	NORTH TEMPLE SUB	35300 - Station Equipment	Foundation - Equipment	\$460.40	\$407.96	\$52.44
MTED - Trans Subs	NORTH TEMPLE SUB	35300 - Station Equipment	Motor	\$480.07	\$48.89	\$431.18
MTED - Trans Subs	NORTH TEMPLE SUB	35300 - Station Equipment	Controls and Instrumentation	\$495.43	\$310.90	\$184.53
MTED - Trans Subs	NORTH TEMPLE SUB	35300 - Station Equipment	Controls and Instrumentation	\$508.03	\$427.56	\$80.47
MTED - Trans Subs	NORTH TEMPLE SUB	35300 - Station Equipment	Wiring	\$515.02	\$452.99	\$62.03
MTED - Trans Subs	NORTH TEMPLE SUB	35300 - Station Equipment	Circuit Breaker	\$556.13	\$485.32	\$70.81
MTED - Trans Subs	NORTH TEMPLE SUB	35300 - Station Equipment	Office Furniture	\$577.46	\$403.65	\$173.81
MTED - Trans Subs	NORTH TEMPLE SUB	35300 - Station Equipment	Grounding System, Station	\$579.82	\$288.03	\$291.79
MTED - Trans Subs	NORTH TEMPLE SUB	35300 - Station Equipment	Conduit/Duct System	\$738.49	\$586.64	\$151.85
MTED - Trans Subs	NORTH TEMPLE SUB	35300 - Station Equipment	Wiring	\$759.43	\$586.90	\$172.53
MTED - Trans Subs	NORTH TEMPLE SUB	35300 - Station Equipment	Foundation - Equipment	\$864.97	\$658.63	\$206.34
MTED - Trans Subs	NORTH TEMPLE SUB	35300 - Station Equipment	Computer	\$876.07	\$89.22	\$786.85
MTED - Trans Subs	NORTH TEMPLE SUB	35300 - Station Equipment	Arrester, Lightning & Surge Protect	\$900.28	\$685.52	\$214.76
MTED - Trans Subs	NORTH TEMPLE SUB	35300 - Station Equipment	Arrester, Lightning & Surge Protect	\$1,021.30	\$811.30	\$210.00
MTED - Trans Subs	NORTH TEMPLE SUB	35300 - Station Equipment	Arrester, Lightning & Surge Protect	\$1,022.36	\$912.25	\$110.11
MTED - Trans Subs	NORTH TEMPLE SUB	35300 - Station Equipment	Cable, Wiring	\$1,061.71	\$412.41	\$649.30
MTED - Trans Subs	NORTH TEMPLE SUB	35300 - Station Equipment	Circuit Breaker	\$1,071.82	\$956.38	\$115.44
MTED - Trans Subs	NORTH TEMPLE SUB	35300 - Station Equipment	Equipment Protective Lighting & Pow	\$1,126.19	\$559.45	\$566.74
MTED - Trans Subs	NORTH TEMPLE SUB	35300 - Station Equipment	Grounding System, Station	\$1,289.49	\$981.89	\$307.60
MTED - Trans Subs	NORTH TEMPLE SUB	35300 - Station Equipment	Grounding System, Station	\$1,300.11	\$1,143.52	\$156.59
MTED - Trans Subs	NORTH TEMPLE SUB	35300 - Station Equipment	Structure	\$1,300.54	\$909.09	\$391.45
MTED - Trans Subs	NORTH TEMPLE SUB	35300 - Station Equipment	Wiring	\$1,312.53	\$674.74	\$637.79
MTED - Trans Subs	NORTH TEMPLE SUB	35300 - Station Equipment	Capacitor Bank	\$1,354.60	\$526.17	\$828.43
MTED - Trans Subs	NORTH TEMPLE SUB	35300 - Station Equipment	Structure	\$1,389.92	\$1,104.12	\$285.80
MTED - Trans Subs	NORTH TEMPLE SUB	35300 - Station Equipment	Arrester, Lightning & Surge Protect	\$1,444.50	\$1,065.46	\$379.04
MTED - Trans Subs	NORTH TEMPLE SUB	35300 - Station Equipment	Wood Pole	\$1,601.50	\$1,181.27	\$420.23
MTED - Trans Subs	NORTH TEMPLE SUB	35300 - Station Equipment	Controls and Instrumentation	\$1,713.41	\$851.17	\$862.24
MTED - Trans Subs	NORTH TEMPLE SUB	35300 - Station Equipment	Misc Tools & Equipment	\$1,728.38	\$1,274.85	\$453.53
MTED - Trans Subs	NORTH TEMPLE SUB	35300 - Station Equipment	Controls and Instrumentation	\$1,851.31	\$1,342.40	\$508.91
MTED - Trans Subs	NORTH TEMPLE SUB	35300 - Station Equipment	Capacitor Bank	\$1,954.60	\$536.91	\$1,417.69
MTED - Trans Subs	NORTH TEMPLE SUB	35300 - Station Equipment	Wiring	\$1,965.44	\$976.37	\$989.07
MTED - Trans Subs	NORTH TEMPLE SUB	35300 - Station Equipment	HVAC System	\$2,275.66	\$318.43	\$1,957.23
MTED - Trans Subs	NORTH TEMPLE SUB	35300 - Station Equipment	Transformer Equipment	\$2,865.82	\$951.52	\$1,914.30
MTED - Trans Subs	NORTH TEMPLE SUB	35300 - Station Equipment	Carrier Equipment System	\$2,892.10	\$2,326.93	\$565.17
MTED - Trans Subs	NORTH TEMPLE SUB	35300 - Station Equipment	Wiring	\$2,925.81	\$2,324.20	\$601.61
MTED - Trans Subs	NORTH TEMPLE SUB	35300 - Station Equipment	Controls and Instrumentation	\$3,043.10	\$2,534.63	\$508.47
MTED - Trans Subs	NORTH TEMPLE SUB	35300 - Station Equipment	Carrier Equipment System	\$3,129.60	\$2,308.39	\$821.21
MTED - Trans Subs	NORTH TEMPLE SUB	35300 - Station Equipment	Wiring	\$3,211.13	\$2,845.35	\$365.78
MTED - Trans Subs	NORTH TEMPLE SUB	35300 - Station Equipment	Transformer, Power	\$3,269.00	\$520.08	\$2,748.92
MTED - Trans Subs	NORTH TEMPLE SUB	35300 - Station Equipment	Misc Tools & Equipment	\$3,485.51	\$2,804.38	\$681.13

Major Location	Asset Location	Utility Account	Asset Retirement Unit	Book Cost	Allocated Reserve	Net Book Value
MTED - Trans Subs	NORTH TEMPLE SUB	35300 - Station Equipment	Equipment Spill and Leakage System	\$3,523.24	\$1,302.76	\$2,220.48
MTED - Trans Subs	NORTH TEMPLE SUB	35300 - Station Equipment	Transformer, Power	\$3,531.70	\$2,604.98	\$926.72
MTED - Trans Subs	NORTH TEMPLE SUB	35300 - Station Equipment	Controls and Instrumentation	\$3,542.30	\$2,476.10	\$1,066.20
MTED - Trans Subs	NORTH TEMPLE SUB	35300 - Station Equipment	Minor Station Equipment	\$3,556.08	\$429.70	\$3,126.38
MTED - Trans Subs	NORTH TEMPLE SUB	35300 - Station Equipment	Grounding System, Station	\$3,645.41	\$3,252.78	\$392.63
MTED - Trans Subs	NORTH TEMPLE SUB	35300 - Station Equipment	Transformer, Instrument	\$3,761.54	\$3,356.40	\$405.14
MTED - Trans Subs	NORTH TEMPLE SUB	35300 - Station Equipment	Switchgear	\$3,934.36	\$1,231.42	\$2,702.94
MTED - Trans Subs	NORTH TEMPLE SUB	35300 - Station Equipment	Switch	\$3,994.45	\$3,041.59	\$952.86
MTED - Trans Subs	NORTH TEMPLE SUB	35300 - Station Equipment	Switch	\$4,118.27	\$3,622.25	\$496.02
MTED - Trans Subs	NORTH TEMPLE SUB	35300 - Station Equipment	Controls and Instrumentation	\$4,228.91	\$3,719.56	\$509.35
MTED - Trans Subs	NORTH TEMPLE SUB	35300 - Station Equipment	Conduit/Duct System	\$4,276.37	\$2,124.36	\$2,152.01
MTED - Trans Subs	NORTH TEMPLE SUB	35300 - Station Equipment	Switch	\$4,368.16	\$3,811.99	\$556.17
MTED - Trans Subs	NORTH TEMPLE SUB	35300 - Station Equipment	Relays	\$4,470.84	\$540.23	\$3,930.61
MTED - Trans Subs	NORTH TEMPLE SUB	35300 - Station Equipment	Controls and Instrumentation	\$4,480.46	\$2,601.61	\$1,878.85
MTED - Trans Subs	NORTH TEMPLE SUB	35300 - Station Equipment	Controls and Instrumentation	\$4,658.85	\$1,895.93	\$2,762.92
MTED - Trans Subs	NORTH TEMPLE SUB	35300 - Station Equipment	Conduit/Duct System	\$4,689.42	\$3,570.77	\$1,118.65
MTED - Trans Subs	NORTH TEMPLE SUB	35300 - Station Equipment	Wiring	\$4,834.43	\$2,884.19	\$1,950.24
MTED - Trans Subs	NORTH TEMPLE SUB	35300 - Station Equipment	Controls and Instrumentation	\$4,990.81	\$3,856.95	\$1,133.86
MTED - Trans Subs	NORTH TEMPLE SUB	35300 - Station Equipment	Wiring	\$5,061.53	\$3,538.06	\$1,523.47
MTED - Trans Subs	NORTH TEMPLE SUB	35300 - Station Equipment	Foundation - Equipment	\$5,544.49	\$4,947.32	\$597.17
MTED - Trans Subs	NORTH TEMPLE SUB	35300 - Station Equipment	Switch	\$5,594.68	\$3,910.74	\$1,683.94
MTED - Trans Subs	NORTH TEMPLE SUB	35300 - Station Equipment	Battery System	\$5,811.88	\$2,471.83	\$3,340.05
MTED - Trans Subs	NORTH TEMPLE SUB	35300 - Station Equipment	Non-Unitized	\$5,990.90	\$163.12	\$5,827.78
MTED - Trans Subs	NORTH TEMPLE SUB	35300 - Station Equipment	Controls and Instrumentation	\$6,103.07	\$3,241.48	\$2,861.59
MTED - Trans Subs	NORTH TEMPLE SUB	35300 - Station Equipment	Foundation - Equipment	\$6,162.22	\$4,958.01	\$1,204.21
MTED - Trans Subs	NORTH TEMPLE SUB	35300 - Station Equipment	Transformer, Power	\$6,574.32	\$4,682.54	\$1,891.78
MTED - Trans Subs	NORTH TEMPLE SUB	35300 - Station Equipment	Relaying Equipment	\$6,667.48	\$304.25	\$6,363.23
MTED - Trans Subs	NORTH TEMPLE SUB	35300 - Station Equipment	Battery System	\$7,057.41	\$1,122.81	\$5,934.60
MTED - Trans Subs	NORTH TEMPLE SUB	35300 - Station Equipment	Foundation - Equipment	\$7,135.12	\$5,592.42	\$1,542.70
MTED - Trans Subs	NORTH TEMPLE SUB	35300 - Station Equipment	Transformer, Instrument	\$7,175.22	\$5,699.84	\$1,475.38
MTED - Trans Subs	NORTH TEMPLE SUB	35300 - Station Equipment	Controls and Instrumentation	\$7,536.90	\$5,987.16	\$1,549.74
MTED - Trans Subs	NORTH TEMPLE SUB	35300 - Station Equipment	HVAC	\$7,676.63	\$2,838.51	\$4,838.12
MTED - Trans Subs	NORTH TEMPLE SUB	35300 - Station Equipment	Foundation - Equipment	\$7,840.31	\$5,783.00	\$2,057.31
MTED - Trans Subs	NORTH TEMPLE SUB	35300 - Station Equipment	Battery System	\$7,976.66	\$2,648.43	\$5,328.23
MTED - Trans Subs	NORTH TEMPLE SUB	35300 - Station Equipment	Controls and Instrumentation	\$8,082.06	\$7,053.02	\$1,029.04
MTED - Trans Subs	NORTH TEMPLE SUB	35300 - Station Equipment	Conduit/Duct System	\$8,158.05	\$6,017.37	\$2,140.68
MTED - Trans Subs	NORTH TEMPLE SUB	35300 - Station Equipment	Conduit/Duct System	\$8,213.95	\$6,437.99	\$1,775.96
MTED - Trans Subs	NORTH TEMPLE SUB	35300 - Station Equipment	Conduit/Duct System	\$8,256.24	\$7,367.00	\$889.24
MTED - Trans Subs	NORTH TEMPLE SUB	35300 - Station Equipment	Circuit Breaker	\$9,074.76	\$7,112.68	\$1,962.08
MTED - Trans Subs	NORTH TEMPLE SUB	35300 - Station Equipment	Switch	\$10,616.64	\$9,473.17	\$1,143.47
MTED - Trans Subs	NORTH TEMPLE SUB	35300 - Station Equipment	Switch	\$10,940.55	\$8,575.06	\$2,365.49
MTED - Trans Subs	NORTH TEMPLE SUB	35300 - Station Equipment	Grounding System, Station	\$10,987.29	\$8,840.17	\$2,147.12
MTED - Trans Subs	NORTH TEMPLE SUB	35300 - Station Equipment	Arrester, Lightning & Surge Protect	\$11,362.90	\$9,142.38	\$2,220.52
MTED - Trans Subs	NORTH TEMPLE SUB	35300 - Station Equipment	Wiring	\$11,869.38	\$10,590.98	\$1,278.40
MTED - Trans Subs	NORTH TEMPLE SUB	35300 - Station Equipment	Grounding System, Station	\$11,997.37	\$547.48	\$11,449.89
MTED - Trans Subs	NORTH TEMPLE SUB	35300 - Station Equipment	Switch	\$12,074.48	\$9,714.91	\$2,359.57
MTED - Trans Subs	NORTH TEMPLE SUB	35300 - Station Equipment	Switch	\$12,564.27	\$5,343.66	\$7,220.61

Major Location	Asset Location	Utility Account	Asset Retirement Unit	Book Cost	Allocated Reserve	Net Book Value
MTED - Trans Subs	NORTH TEMPLE SUB	35300 - Station Equipment	Structure	\$13,579.85	\$12,117.22	\$1,462.63
MTED - Trans Subs	NORTH TEMPLE SUB	35300 - Station Equipment	Controls and Instrumentation	\$13,691.68	\$8,797.00	\$4,894.68
MTED - Trans Subs	NORTH TEMPLE SUB	35300 - Station Equipment	Arresters and Surge Protectors	\$13,949.86	\$4,631.67	\$9,318.19
MTED - Trans Subs	NORTH TEMPLE SUB	35300 - Station Equipment	Controls and Instrumentation	\$14,837.42	\$7,110.42	\$7,727.00
MTED - Trans Subs	NORTH TEMPLE SUB	35300 - Station Equipment	Structure	\$15,135.94	\$11,525.31	\$3,610.63
MTED - Trans Subs	NORTH TEMPLE SUB	35300 - Station Equipment	Wiring	\$15,269.41	\$11,967.97	\$3,301.44
MTED - Trans Subs	NORTH TEMPLE SUB	35300 - Station Equipment	Relays	\$15,389.39	\$702.27	\$14,687.12
MTED - Trans Subs	NORTH TEMPLE SUB	35300 - Station Equipment	Equipment Spill and Leakage System	\$16,177.89	\$1,342.08	\$14,835.81
MTED - Trans Subs	NORTH TEMPLE SUB	35300 - Station Equipment	Wiring	\$16,206.21	\$12,340.26	\$3,865.95
MTED - Trans Subs	NORTH TEMPLE SUB	35300 - Station Equipment	Switch	\$16,460.27	\$2,935.28	\$13,524.99
MTED - Trans Subs	NORTH TEMPLE SUB	35300 - Station Equipment	Wiring	\$16,748.74	\$6,193.02	\$10,555.72
MTED - Trans Subs	NORTH TEMPLE SUB	35300 - Station Equipment	Conduit/Duct System	\$17,082.21	\$13,744.03	\$3,338.18
MTED - Trans Subs	NORTH TEMPLE SUB	35300 - Station Equipment	Wiring	\$17,818.67	\$14,336.57	\$3,482.10
MTED - Trans Subs	NORTH TEMPLE SUB	35300 - Station Equipment	Circuit Breaker	\$18,463.53	\$14,667.05	\$3,796.48
MTED - Trans Subs	NORTH TEMPLE SUB	35300 - Station Equipment	Transformer, Instrument	\$19,348.59	\$15,165.18	\$4,183.41
MTED - Trans Subs	NORTH TEMPLE SUB	35300 - Station Equipment	Controls and Instrumentation	\$20,284.83	\$18,100.05	\$2,184.78
MTED - Trans Subs	NORTH TEMPLE SUB	35300 - Station Equipment	Controls and Instrumentation	\$20,358.78	\$15,502.25	\$4,856.53
MTED - Trans Subs	NORTH TEMPLE SUB	35300 - Station Equipment	Air Break	\$21,053.32	\$6,990.18	\$14,063.14
MTED - Trans Subs	NORTH TEMPLE SUB	35300 - Station Equipment	Circuit Breaker	\$24,069.78	\$17,753.85	\$6,315.93
MTED - Trans Subs	NORTH TEMPLE SUB	35300 - Station Equipment	Switch	\$24,980.12	\$22,436.43	\$2,543.69
MTED - Trans Subs	NORTH TEMPLE SUB	35300 - Station Equipment	Structure	\$25,319.62	\$18,675.73	\$6,643.89
MTED - Trans Subs	NORTH TEMPLE SUB	35300 - Station Equipment	Transformer, Potential : Each	\$26,990.55	\$1,231.65	\$25,758.90
MTED - Trans Subs	NORTH TEMPLE SUB	35300 - Station Equipment	Non-Unitized	\$27,302.75	\$1,753.28	\$25,549.47
MTED - Trans Subs	NORTH TEMPLE SUB	35300 - Station Equipment	Cable, Wiring	\$27,976.68	\$9,288.89	\$18,687.79
MTED - Trans Subs	NORTH TEMPLE SUB	35300 - Station Equipment	Structure	\$28,935.59	\$23,281.05	\$5,654.54
MTED - Trans Subs	NORTH TEMPLE SUB	35300 - Station Equipment	Structure	\$31,339.05	\$24,563.15	\$6,775.90
MTED - Trans Subs	NORTH TEMPLE SUB	35300 - Station Equipment	Relays	\$31,792.18	\$5,058.02	\$26,734.16
MTED - Trans Subs	NORTH TEMPLE SUB	35300 - Station Equipment	Controls and Instrumentation	\$32,277.37	\$25,969.78	\$6,307.59
MTED - Trans Subs	NORTH TEMPLE SUB	35300 - Station Equipment	Non-Unitized	\$33,047.82	\$298.15	\$32,749.67
MTED - Trans Subs	NORTH TEMPLE SUB	35300 - Station Equipment	Roof Covering	\$35,024.20	\$3,566.75	\$31,457.45
MTED - Trans Subs	NORTH TEMPLE SUB	35300 - Station Equipment	Transformer, Station Service : Each	\$36,740.22	\$12,198.58	\$24,541.64
MTED - Trans Subs	NORTH TEMPLE SUB	35300 - Station Equipment	Wiring	\$37,382.15	\$27,573.04	\$9,809.11
MTED - Trans Subs	NORTH TEMPLE SUB	35300 - Station Equipment	Non-Unitized	\$38,642.59	\$3,205.69	\$35,436.90
MTED - Trans Subs	NORTH TEMPLE SUB	35300 - Station Equipment	HVAC System	\$42,653.75	\$6,786.05	\$35,867.70
MTED - Trans Subs	NORTH TEMPLE SUB	35300 - Station Equipment	Controls and Instrumentation	\$44,756.22	\$16,549.09	\$28,207.13
MTED - Trans Subs	NORTH TEMPLE SUB	35300 - Station Equipment	Bus	\$45,356.15	\$8,088.13	\$37,268.02
MTED - Trans Subs	NORTH TEMPLE SUB	35300 - Station Equipment	Controls and Instrumentation	\$53,591.06	\$42,004.00	\$11,587.06
MTED - Trans Subs	NORTH TEMPLE SUB	35300 - Station Equipment	Controls and Instrumentation	\$59,054.49	\$43,558.54	\$15,495.95
MTED - Trans Subs	NORTH TEMPLE SUB	35300 - Station Equipment	Switch	\$61,916.75	\$45,669.75	\$16,247.00
MTED - Trans Subs	NORTH TEMPLE SUB	35300 - Station Equipment	Grounding System, Station	\$62,696.99	\$49,141.11	\$13,555.88
MTED - Trans Subs	NORTH TEMPLE SUB	35300 - Station Equipment	Grounding System, Station	\$66,706.02	\$49,202.31	\$17,503.71
MTED - Trans Subs	NORTH TEMPLE SUB	35300 - Station Equipment	RTU - SCADA	\$68,515.92	\$21,444.89	\$47,071.03
MTED - Trans Subs	NORTH TEMPLE SUB	35300 - Station Equipment	Circuit Breaker	\$73,584.08	\$66,091.11	\$7,492.97
MTED - Trans Subs	NORTH TEMPLE SUB	35300 - Station Equipment	Circuit Breaker	\$73,810.41	\$59,386.50	\$14,423.91
MTED - Trans Subs	NORTH TEMPLE SUB	35300 - Station Equipment	RTU - SCADA	\$82,561.82	\$5,301.80	\$77,260.02
MTED - Trans Subs	NORTH TEMPLE SUB	35300 - Station Equipment	Arrester, Lightning Mass	\$83,681.24	\$2,278.47	\$81,402.77
MTED - Trans Subs	NORTH TEMPLE SUB	35300 - Station Equipment	Controls and Instrumentation	\$121,630.52	\$62,526.66	\$59,103.86

Major Location	Asset Location	Utility Account	Asset Retirement Unit	Book Cost	Allocated Reserve	Net Book Value
MTED - Trans Subs	NORTH TEMPLE SUB	35300 - Station Equipment	Circuit Breaker	\$132,666.65	\$44,048.31	\$88,618.34
MTED - Trans Subs	NORTH TEMPLE SUB	35300 - Station Equipment	Circuit Switcher	\$150,791.35	\$50,066.11	\$100,725.24
MTED - Trans Subs	NORTH TEMPLE SUB	35300 - Station Equipment	Circuit Breaker	\$167,478.96	\$17,055.54	\$150,423.42
MTED - Trans Subs	NORTH TEMPLE SUB	35300 - Station Equipment	Minor Station Equipment	\$202,974.73	\$67,392.17	\$135,582.56
MTED - Trans Subs	NORTH TEMPLE SUB	35300 - Station Equipment	Non-Unitized	\$361,376.32	\$16,490.61	\$344,885.71
MTED - Trans Subs	NORTH TEMPLE SUB	35300 - Station Equipment	Transformer, Power	\$1,967,748.84	\$836,895.10	\$1,130,853.74
MTED - Trans Subs	NORTH TEMPLE SUB	35300 - Station Equipment	Transformer, Power	\$2,010,244.97	\$667,446.45	\$1,342,798.52
	NORTH TEMPLE SUB Total			\$7,079,210.15	\$2,795,729.43	\$4,283,480.72
MTED - TL 230KV	NORTH TEMPLE to HOSENSACK (1003)	35300 - Station Equipment	Non-Unitized	\$1,397.48	\$38.05	\$1,359.43
MTED - TL 230KV	NORTH TEMPLE to HOSENSACK (1003)	35300 - Station Equipment	Non-Unitized	\$974,923.79	\$8,795.72	\$966,128.07
	NORTH TEMPLE to HOSENSACK (1003) Total			\$976,321.27	\$8,833.77	\$967,487.50
MTED - Trans Subs	NORTHKILL SUB	35300 - Station Equipment	Non-Unitized	\$26,793.54	\$241.73	\$26,551.81
	NORTHKILL SUB Total			\$26,793.54	\$241.73	\$26,551.81
MTED - Trans Subs	NORTHWOOD SUB	35300 - Station Equipment	Non-Unitized	(\$40,527.71)	(\$2,602.54)	(\$37,925.17)
MTED - Trans Subs	NORTHWOOD SUB	35300 - Station Equipment	Arrester, Lightning & Surge Protect	(\$383.50)	(\$31.81)	(\$351.69)
MTED - Trans Subs	NORTHWOOD SUB	35300 - Station Equipment	Minor Station Equipment	\$2.84	\$1.41	\$1.43
MTED - Trans Subs	NORTHWOOD SUB	35300 - Station Equipment	Controls and Instrumentation	\$5.51	\$4.77	\$0.74
MTED - Trans Subs	NORTHWOOD SUB	35300 - Station Equipment	Controls and Instrumentation	\$13.00	\$11.74	\$1.26
MTED - Trans Subs	NORTHWOOD SUB	35300 - Station Equipment	Office Furniture	\$19.18	\$18.54	\$0.64
MTED - Trans Subs	NORTHWOOD SUB	35300 - Station Equipment	Controls and Instrumentation	\$22.71	\$21.55	\$1.16
MTED - Trans Subs	NORTHWOOD SUB	35300 - Station Equipment	Controls and Instrumentation	\$23.73	\$21.90	\$1.83
MTED - Trans Subs	NORTHWOOD SUB	35300 - Station Equipment	Cable, Wiring	\$24.44	\$8.58	\$15.86
MTED - Trans Subs	NORTHWOOD SUB	35300 - Station Equipment	Office Furniture	\$35.82	\$34.59	\$1.23
MTED - Trans Subs	NORTHWOOD SUB	35300 - Station Equipment	Misc Tools & Equipment	\$44.14	\$39.64	\$4.50
MTED - Trans Subs	NORTHWOOD SUB	35300 - Station Equipment	Conduit/Duct System	\$50.16	\$44.45	\$5.71
MTED - Trans Subs	NORTHWOOD SUB	35300 - Station Equipment	Grounding System, Station	\$57.08	\$49.81	\$7.27
MTED - Trans Subs	NORTHWOOD SUB	35300 - Station Equipment	Controls and Instrumentation	\$77.00	\$68.71	\$8.29
MTED - Trans Subs	NORTHWOOD SUB	35300 - Station Equipment	Controls and Instrumentation	\$93.50	\$71.19	\$22.31
MTED - Trans Subs	NORTHWOOD SUB	35300 - Station Equipment	Wiring	\$95.46	\$74.83	\$20.63
MTED - Trans Subs	NORTHWOOD SUB	35300 - Station Equipment	Controls and Instrumentation	\$104.99	\$83.40	\$21.59
MTED - Trans Subs	NORTHWOOD SUB	35300 - Station Equipment	Conduit/Duct System	\$116.73	\$91.49	\$25.24
MTED - Trans Subs	NORTHWOOD SUB	35300 - Station Equipment	Structure	\$147.04	\$115.24	\$31.80
MTED - Trans Subs	NORTHWOOD SUB	35300 - Station Equipment	Equipment Protective Lighting & Pow	\$148.79	\$91.10	\$57.69
MTED - Trans Subs	NORTHWOOD SUB	35300 - Station Equipment	Controls and Instrumentation	\$168.00	\$136.82	\$31.18
MTED - Trans Subs	NORTHWOOD SUB	35300 - Station Equipment	Equipment Protective Lighting & Pow	\$183.47	\$135.33	\$48.14
MTED - Trans Subs	NORTHWOOD SUB	35300 - Station Equipment	Grounding System, Station	\$192.10	\$170.21	\$21.89
MTED - Trans Subs	NORTHWOOD SUB	35300 - Station Equipment	Foundation - Equipment	\$196.25	\$5.34	\$190.91
MTED - Trans Subs	NORTHWOOD SUB	35300 - Station Equipment	Carrier Equipment System	\$219.49	\$172.03	\$47.46
MTED - Trans Subs	NORTHWOOD SUB	35300 - Station Equipment	Conduit/Duct System	\$249.77	\$92.36	\$157.41
MTED - Trans Subs	NORTHWOOD SUB	35300 - Station Equipment	Battery System	\$253.65	\$190.17	\$63.48
MTED - Trans Subs	NORTHWOOD SUB	35300 - Station Equipment	Conduit/Duct System	\$281.66	\$98.85	\$182.81
MTED - Trans Subs	NORTHWOOD SUB	35300 - Station Equipment	Non-Unitized	\$314.20	\$8.56	\$305.64
MTED - Trans Subs	NORTHWOOD SUB	35300 - Station Equipment	Grounding System, Station	\$316.85	\$248.34	\$68.51
MTED - Trans Subs	NORTHWOOD SUB	35300 - Station Equipment	Structure	\$325.91	\$251.87	\$74.04
MTED - Trans Subs	NORTHWOOD SUB	35300 - Station Equipment	Conduit/Duct System	\$393.92	\$188.78	\$205.14
MTED - Trans Subs	NORTHWOOD SUB	35300 - Station Equipment	Conduit/Duct System	\$395.19	\$317.96	\$77.23
MTED - Trans Subs	NORTHWOOD SUB	35300 - Station Equipment	Grounding System, Station	\$413.12	\$197.98	\$215.14

Major Location	Asset Location	Utility Account	Asset Retirement Unit	Book Cost	Allocated Reserve	Net Book Value
MTED - Trans Subs	NORTHWOOD SUB	35300 - Station Equipment	Controls and Instrumentation	\$419.37	\$328.69	\$90.68
MTED - Trans Subs	NORTHWOOD SUB	35300 - Station Equipment	Conduit/Duct System	\$446.40	\$317.95	\$128.45
MTED - Trans Subs	NORTHWOOD SUB	35300 - Station Equipment	Arrester, Lightning & Surge Protect	\$458.05	\$343.41	\$114.64
MTED - Trans Subs	NORTHWOOD SUB	35300 - Station Equipment	Grounding System, Station	\$484.77	\$345.28	\$139.49
MTED - Trans Subs	NORTHWOOD SUB	35300 - Station Equipment	Switch	\$517.52	\$405.63	\$111.89
MTED - Trans Subs	NORTHWOOD SUB	35300 - Station Equipment	Wiring	\$547.38	\$477.68	\$69.70
MTED - Trans Subs	NORTHWOOD SUB	35300 - Station Equipment	Controls and Instrumentation	\$553.80	\$363.94	\$189.86
MTED - Trans Subs	NORTHWOOD SUB	35300 - Station Equipment	Arrester, Lightning & Surge Protect	\$612.85	\$543.04	\$69.81
MTED - Trans Subs	NORTHWOOD SUB	35300 - Station Equipment	Controls and Instrumentation	\$621.49	\$434.43	\$187.06
MTED - Trans Subs	NORTHWOOD SUB	35300 - Station Equipment	Foundation - Equipment	\$637.69	\$513.07	\$124.62
MTED - Trans Subs	NORTHWOOD SUB	35300 - Station Equipment	Conduit/Duct System	\$654.47	\$571.14	\$83.33
MTED - Trans Subs	NORTHWOOD SUB	35300 - Station Equipment	Wiring	\$684.88	\$478.73	\$206.15
MTED - Trans Subs	NORTHWOOD SUB	35300 - Station Equipment	Grounding System, Station	\$814.54	\$655.37	\$159.17
MTED - Trans Subs	NORTHWOOD SUB	35300 - Station Equipment	Foundation - Equipment	\$845.41	\$759.32	\$86.09
MTED - Trans Subs	NORTHWOOD SUB	35300 - Station Equipment	Arrester, Lightning & Surge Protect	\$889.66	\$715.81	\$173.85
MTED - Trans Subs	NORTHWOOD SUB	35300 - Station Equipment	Grounding System, Station	\$953.73	\$352.65	\$601.08
MTED - Trans Subs	NORTHWOOD SUB	35300 - Station Equipment	Transformer, Power	\$993.08	\$756.19	\$236.89
MTED - Trans Subs	NORTHWOOD SUB	35300 - Station Equipment	Bus-Insulators	\$1,002.13	\$64.35	\$937.78
MTED - Trans Subs	NORTHWOOD SUB	35300 - Station Equipment	Conduit/Duct System	\$1,014.09	\$521.32	\$492.77
MTED - Trans Subs	NORTHWOOD SUB	35300 - Station Equipment	Conduit/Duct System	\$1,046.33	\$67.19	\$979.14
MTED - Trans Subs	NORTHWOOD SUB	35300 - Station Equipment	Circuit Breaker	\$1,184.93	\$165.80	\$1,019.13
MTED - Trans Subs	NORTHWOOD SUB	35300 - Station Equipment	Non-Unitized	\$1,269.55	\$11.45	\$1,258.10
MTED - Trans Subs	NORTHWOOD SUB	35300 - Station Equipment	Minor Station Equipment	\$1,325.67	\$440.15	\$885.52
MTED - Trans Subs	NORTHWOOD SUB	35300 - Station Equipment	Switchgear	\$1,421.92	\$681.42	\$740.50
MTED - Trans Subs	NORTHWOOD SUB	35300 - Station Equipment	Transformer, Power	\$1,431.11	\$1,285.38	\$145.73
MTED - Trans Subs	NORTHWOOD SUB	35300 - Station Equipment	Grounding System, Station	\$1,437.61	\$504.53	\$933.08
MTED - Trans Subs	NORTHWOOD SUB	35300 - Station Equipment	Wiring	\$1,439.94	\$1,275.92	\$164.02
MTED - Trans Subs	NORTHWOOD SUB	35300 - Station Equipment	Controls and Instrumentation	\$1,669.11	\$1,210.28	\$458.83
MTED - Trans Subs	NORTHWOOD SUB	35300 - Station Equipment	Arrester, Lightning & Surge Protect	\$1,682.67	\$1,511.32	\$171.35
MTED - Trans Subs	NORTHWOOD SUB	35300 - Station Equipment	Controls and Instrumentation	\$1,783.12	\$1,378.01	\$405.11
MTED - Trans Subs	NORTHWOOD SUB	35300 - Station Equipment	Arrester, Lightning & Surge Protect	\$1,791.93	\$1,276.30	\$515.63
MTED - Trans Subs	NORTHWOOD SUB	35300 - Station Equipment	Foundation - Equipment	\$1,795.73	\$1,387.75	\$407.98
MTED - Trans Subs	NORTHWOOD SUB	35300 - Station Equipment	Switch	\$1,882.80	\$1,341.02	\$541.78
MTED - Trans Subs	NORTHWOOD SUB	35300 - Station Equipment	Transformer, Power	\$1,911.31	\$1,361.32	\$549.99
MTED - Trans Subs	NORTHWOOD SUB	35300 - Station Equipment	Wiring	\$1,913.76	\$1,539.77	\$373.99
MTED - Trans Subs	NORTHWOOD SUB	35300 - Station Equipment	Transformer, Power	\$1,984.57	\$1,813.70	\$170.87
MTED - Trans Subs	NORTHWOOD SUB	35300 - Station Equipment	Capacitor Bank	\$1,994.43	\$1,158.08	\$836.35
MTED - Trans Subs	NORTHWOOD SUB	35300 - Station Equipment	Fire Protection System for Equipmnt	\$1,997.65	\$1,794.24	\$203.41
MTED - Trans Subs	NORTHWOOD SUB	35300 - Station Equipment	Grounding System, Station	\$2,042.78	\$1,371.64	\$671.14
MTED - Trans Subs	NORTHWOOD SUB	35300 - Station Equipment	Conduit/Duct System	\$2,090.95	\$1,403.98	\$686.97
MTED - Trans Subs	NORTHWOOD SUB	35300 - Station Equipment	Switch	\$2,120.28	\$1,705.94	\$414.34
MTED - Trans Subs	NORTHWOOD SUB	35300 - Station Equipment	Carrier Equipment System	\$2,141.11	\$1,868.50	\$272.61
MTED - Trans Subs	NORTHWOOD SUB	35300 - Station Equipment	Foundation - Equipment	\$2,352.70	\$1,440.37	\$912.33
MTED - Trans Subs	NORTHWOOD SUB	35300 - Station Equipment	Control Wiring	\$2,357.93	\$151.42	\$2,206.51
MTED - Trans Subs	NORTHWOOD SUB	35300 - Station Equipment	Relays	\$2,379.46	\$242.32	\$2,137.14
MTED - Trans Subs	NORTHWOOD SUB	35300 - Station Equipment	Transformer, Instrument	\$2,398.77	\$1,610.67	\$788.10
MTED - Trans Subs	NORTHWOOD SUB	35300 - Station Equipment	Wiring	\$2,790.74	\$1,987.70	\$803.04

Major Location	Asset Location	Utility Account	Asset Retirement Unit	Book Cost	Allocated Reserve	Net Book Value
MTED - Trans Subs	NORTHWOOD SUB	35300 - Station Equipment	Carrier Equipment System	\$2,808.67	\$2,522.67	\$286.00
MTED - Trans Subs	NORTHWOOD SUB	35300 - Station Equipment	Structure	\$2,841.47	\$2,517.80	\$323.67
MTED - Trans Subs	NORTHWOOD SUB	35300 - Station Equipment	Arrester, Lightning & Surge Protect	\$2,943.61	\$1,410.64	\$1,532.97
MTED - Trans Subs	NORTHWOOD SUB	35300 - Station Equipment	Bushings	\$3,241.18	\$268.88	\$2,972.30
MTED - Trans Subs	NORTHWOOD SUB	35300 - Station Equipment	Wiring	\$3,363.22	\$1,728.93	\$1,634.29
MTED - Trans Subs	NORTHWOOD SUB	35300 - Station Equipment	Wiring	\$3,564.00	\$1,707.95	\$1,856.05
MTED - Trans Subs	NORTHWOOD SUB	35300 - Station Equipment	Grounding System, Station	\$3,592.18	\$2,776.07	\$816.11
MTED - Trans Subs	NORTHWOOD SUB	35300 - Station Equipment	Foundation - Equipment	\$3,949.58	\$2,813.07	\$1,136.51
MTED - Trans Subs	NORTHWOOD SUB	35300 - Station Equipment	Circuit Breaker	\$3,999.44	\$636.30	\$3,363.14
MTED - Trans Subs	NORTHWOOD SUB	35300 - Station Equipment	Transformer, Current : Each	\$4,261.45	\$273.66	\$3,987.79
MTED - Trans Subs	NORTHWOOD SUB	35300 - Station Equipment	Carrier Equipment System	\$4,271.88	\$3,042.64	\$1,229.24
MTED - Trans Subs	NORTHWOOD SUB	35300 - Station Equipment	Relaying Equipment	\$4,728.02	\$128.74	\$4,599.28
MTED - Trans Subs	NORTHWOOD SUB	35300 - Station Equipment	Switch	\$4,774.12	\$4,287.98	\$486.14
MTED - Trans Subs	NORTHWOOD SUB	35300 - Station Equipment	Switch	\$4,977.13	\$2,385.15	\$2,591.98
MTED - Trans Subs	NORTHWOOD SUB	35300 - Station Equipment	Bus-Insulators	\$5,003.38	\$136.24	\$4,867.14
MTED - Trans Subs	NORTHWOOD SUB	35300 - Station Equipment	Controls and Instrumentation	\$5,271.53	\$4,671.06	\$600.47
MTED - Trans Subs	NORTHWOOD SUB	35300 - Station Equipment	Structure	\$5,530.87	\$150.59	\$5,380.28
MTED - Trans Subs	NORTHWOOD SUB	35300 - Station Equipment	Capacitor Bank	\$6,401.84	\$3,067.90	\$3,333.94
MTED - Trans Subs	NORTHWOOD SUB	35300 - Station Equipment	Arrester, Lightning & Surge Protect	\$6,516.67	\$2,287.03	\$4,229.64
MTED - Trans Subs	NORTHWOOD SUB	35300 - Station Equipment	Controls and Instrumentation	\$6,553.60	\$4,667.78	\$1,885.82
MTED - Trans Subs	NORTHWOOD SUB	35300 - Station Equipment	Structure	\$6,752.88	\$5,433.24	\$1,319.64
MTED - Trans Subs	NORTHWOOD SUB	35300 - Station Equipment	Relays	\$6,958.20	\$973.64	\$5,984.56
MTED - Trans Subs	NORTHWOOD SUB	35300 - Station Equipment	Wiring	\$7,252.09	\$6,513.62	\$738.47
MTED - Trans Subs	NORTHWOOD SUB	35300 - Station Equipment	Foundation - Equipment	\$7,468.40	\$3,839.28	\$3,629.12
MTED - Trans Subs	NORTHWOOD SUB	35300 - Station Equipment	Structure	\$7,655.55	\$5,140.36	\$2,515.19
MTED - Trans Subs	NORTHWOOD SUB	35300 - Station Equipment	Carrier Equipment System	\$7,841.82	\$5,784.12	\$2,057.70
MTED - Trans Subs	NORTHWOOD SUB	35300 - Station Equipment	Battery System	\$7,939.50	\$3,083.97	\$4,855.53
MTED - Trans Subs	NORTHWOOD SUB	35300 - Station Equipment	Capacitor Bank	\$8,277.57	\$6,487.85	\$1,789.72
MTED - Trans Subs	NORTHWOOD SUB	35300 - Station Equipment	Conduit/Duct System	\$8,541.21	\$6,600.74	\$1,940.47
MTED - Trans Subs	NORTHWOOD SUB	35300 - Station Equipment	Controls and Instrumentation	\$8,654.05	\$4,596.35	\$4,057.70
MTED - Trans Subs	NORTHWOOD SUB	35300 - Station Equipment	Circuit Breaker	\$9,261.24	\$6,831.09	\$2,430.15
MTED - Trans Subs	NORTHWOOD SUB	35300 - Station Equipment	Circuit Breaker	\$9,681.36	\$7,481.86	\$2,199.50
MTED - Trans Subs	NORTHWOOD SUB	35300 - Station Equipment	Controls and Instrumentation	\$9,817.06	\$4,353.64	\$5,463.42
MTED - Trans Subs	NORTHWOOD SUB	35300 - Station Equipment	Circuit Breaker	\$9,825.46	\$7,905.39	\$1,920.07
MTED - Trans Subs	NORTHWOOD SUB	35300 - Station Equipment	Grounding System, Station	\$10,226.33	\$7,542.93	\$2,683.40
MTED - Trans Subs	NORTHWOOD SUB	35300 - Station Equipment	Wiring	\$10,833.53	\$294.98	\$10,538.55
MTED - Trans Subs	NORTHWOOD SUB	35300 - Station Equipment	Grounding System, Station	\$11,292.38	\$6,913.43	\$4,378.95
MTED - Trans Subs	NORTHWOOD SUB	35300 - Station Equipment	Wiring	\$11,691.70	\$7,850.46	\$3,841.24
MTED - Trans Subs	NORTHWOOD SUB	35300 - Station Equipment	Conduit/Duct System	\$11,693.84	\$8,625.36	\$3,068.48
MTED - Trans Subs	NORTHWOOD SUB	35300 - Station Equipment	Wiring	\$12,078.27	\$4,466.07	\$7,612.20
MTED - Trans Subs	NORTHWOOD SUB	35300 - Station Equipment	Conduit/Duct System	\$12,091.90	\$10,860.59	\$1,231.31
MTED - Trans Subs	NORTHWOOD SUB	35300 - Station Equipment	Grounding System, Station	\$12,111.68	\$329.77	\$11,781.91
MTED - Trans Subs	NORTHWOOD SUB	35300 - Station Equipment	Controls and Instrumentation	\$12,170.07	\$9,791.82	\$2,378.25
MTED - Trans Subs	NORTHWOOD SUB	35300 - Station Equipment	Wiring	\$12,406.56	\$4,354.09	\$8,052.47
MTED - Trans Subs	NORTHWOOD SUB	35300 - Station Equipment	Foundation - Equipment	\$12,797.13	\$9,594.20	\$3,202.93
MTED - Trans Subs	NORTHWOOD SUB	35300 - Station Equipment	Wiring	\$13,031.64	\$10,070.99	\$2,960.65
MTED - Trans Subs	NORTHWOOD SUB	35300 - Station Equipment	Controls and Instrumentation	\$16,507.50	\$6,103.83	\$10,403.67

Major Location	Asset Location	Utility Account	Asset Retirement Unit	Book Cost	Allocated Reserve	Net Book Value
MTED - Trans Subs	NORTHWOOD SUB	35300 - Station Equipment	Conduit/Duct System	\$16,537.81	\$450.29	\$16,087.52
MTED - Trans Subs	NORTHWOOD SUB	35300 - Station Equipment	Structure	\$16,590.77	\$14,901.35	\$1,689.42
MTED - Trans Subs	NORTHWOOD SUB	35300 - Station Equipment	Conduit/Duct System	\$17,645.28	\$13,228.93	\$4,416.35
MTED - Trans Subs	NORTHWOOD SUB	35300 - Station Equipment	Controls and Instrumentation	\$18,461.28	\$8,847.05	\$9,614.23
MTED - Trans Subs	NORTHWOOD SUB	35300 - Station Equipment	Non-Unitized	\$18,600.07	\$1,543.02	\$17,057.05
MTED - Trans Subs	NORTHWOOD SUB	35300 - Station Equipment	Controls and Instrumentation	\$18,904.47	\$12,693.51	\$6,210.96
MTED - Trans Subs	NORTHWOOD SUB	35300 - Station Equipment	Grounding System, Station	\$19,479.71	\$14,604.22	\$4,875.49
MTED - Trans Subs	NORTHWOOD SUB	35300 - Station Equipment	Arrester, Lightning & Surge Protect	\$19,740.85	\$7,299.39	\$12,441.46
MTED - Trans Subs	NORTHWOOD SUB	35300 - Station Equipment	Capacitor Bank	\$21,241.12	\$9,801.81	\$11,439.31
MTED - Trans Subs	NORTHWOOD SUB	35300 - Station Equipment	Controls and Instrumentation	\$21,859.82	\$19,633.86	\$2,225.96
MTED - Trans Subs	NORTHWOOD SUB	35300 - Station Equipment	Wiring	\$22,189.05	\$13,584.61	\$8,604.44
MTED - Trans Subs	NORTHWOOD SUB	35300 - Station Equipment	Foundation - Equipment	\$22,744.37	\$15,271.83	\$7,472.54
MTED - Trans Subs	NORTHWOOD SUB	35300 - Station Equipment	Switch	\$22,942.17	\$17,200.09	\$5,742.08
MTED - Trans Subs	NORTHWOOD SUB	35300 - Station Equipment	Non-Unitized	\$24,150.28	\$657.56	\$23,492.72
MTED - Trans Subs	NORTHWOOD SUB	35300 - Station Equipment	Arrester, Lightning & Surge Protect	\$24,185.61	\$12,433.10	\$11,752.51
MTED - Trans Subs	NORTHWOOD SUB	35300 - Station Equipment	Foundation - Equipment	\$24,541.08	\$18,101.48	\$6,439.60
MTED - Trans Subs	NORTHWOOD SUB	35300 - Station Equipment	Relays	\$24,993.33	\$3,976.35	\$21,016.98
MTED - Trans Subs	NORTHWOOD SUB	35300 - Station Equipment	Circuit Breaker	\$25,771.70	\$23,147.40	\$2,624.30
MTED - Trans Subs	NORTHWOOD SUB	35300 - Station Equipment	Circuit Breaker	\$27,669.31	\$18,578.71	\$9,090.60
MTED - Trans Subs	NORTHWOOD SUB	35300 - Station Equipment	Structure	\$28,672.55	\$17,553.95	\$11,118.60
MTED - Trans Subs	NORTHWOOD SUB	35300 - Station Equipment	Coupling Capacitor	\$30,063.88	\$4,206.73	\$25,857.15
MTED - Trans Subs	NORTHWOOD SUB	35300 - Station Equipment	Carrier Equipment System	\$30,246.79	\$10,615.14	\$19,631.65
MTED - Trans Subs	NORTHWOOD SUB	35300 - Station Equipment	Switch	\$30,594.06	\$1,964.63	\$28,629.43
MTED - Trans Subs	NORTHWOOD SUB	35300 - Station Equipment	Battery Cell Assembly	\$30,906.43	\$3,147.41	\$27,759.02
MTED - Trans Subs	NORTHWOOD SUB	35300 - Station Equipment	Transformer, Instrument	\$31,102.53	\$22,941.20	\$8,161.33
MTED - Trans Subs	NORTHWOOD SUB	35300 - Station Equipment	Carrier Transmitter/Receiver Assemb	\$34,745.74	\$946.05	\$33,799.69
MTED - Trans Subs	NORTHWOOD SUB	35300 - Station Equipment	Minor Station Equipment	\$34,855.38	\$13,539.02	\$21,316.36
MTED - Trans Subs	NORTHWOOD SUB	35300 - Station Equipment	Wiring	\$38,464.78	\$28,837.62	\$9,627.16
MTED - Trans Subs	NORTHWOOD SUB	35300 - Station Equipment	Controls and Instrumentation	\$40,976.96	\$14,380.90	\$26,596.06
MTED - Trans Subs	NORTHWOOD SUB	35300 - Station Equipment	Circuit Breaker	\$42,494.55	\$20,364.31	\$22,130.24
MTED - Trans Subs	NORTHWOOD SUB	35300 - Station Equipment	Conduit	\$48,309.96	\$8,614.88	\$39,695.08
MTED - Trans Subs	NORTHWOOD SUB	35300 - Station Equipment	Switchgear	\$49,072.88	\$37,924.05	\$11,148.83
MTED - Trans Subs	NORTHWOOD SUB	35300 - Station Equipment	Structure	\$51,239.82	\$38,415.26	\$12,824.56
MTED - Trans Subs	NORTHWOOD SUB	35300 - Station Equipment	Controls and Instrumentation	\$51,421.31	\$31,481.22	\$19,940.09
MTED - Trans Subs	NORTHWOOD SUB	35300 - Station Equipment	Structure	\$55,215.01	\$40,726.55	\$14,488.46
MTED - Trans Subs	NORTHWOOD SUB	35300 - Station Equipment	Wiring	\$55,281.94	\$40,775.91	\$14,506.03
MTED - Trans Subs	NORTHWOOD SUB	35300 - Station Equipment	Switch	\$56,913.69	\$34,843.77	\$22,069.92
MTED - Trans Subs	NORTHWOOD SUB	35300 - Station Equipment	Switch	\$57,188.58	\$42,182.25	\$15,006.33
MTED - Trans Subs	NORTHWOOD SUB	35300 - Station Equipment	Circuit Breaker	\$58,670.00	\$45,984.81	\$12,685.19
MTED - Trans Subs	NORTHWOOD SUB	35300 - Station Equipment	Line Wave Trap	\$58,894.03	\$1,603.57	\$57,290.46
MTED - Trans Subs	NORTHWOOD SUB	35300 - Station Equipment	Transformer, Power	\$59,034.99	\$44,259.41	\$14,775.58
MTED - Trans Subs	NORTHWOOD SUB	35300 - Station Equipment	Controls and Instrumentation	\$62,551.51	\$46,895.80	\$15,655.71
MTED - Trans Subs	NORTHWOOD SUB	35300 - Station Equipment	Bus	\$67,550.84	\$4,337.86	\$63,212.98
MTED - Trans Subs	NORTHWOOD SUB	35300 - Station Equipment	Transformer, Other	\$69,475.95	\$1,891.68	\$67,584.27
MTED - Trans Subs	NORTHWOOD SUB	35300 - Station Equipment	Circuit Breaker	\$79,789.74	\$59,819.55	\$19,970.19
MTED - Trans Subs	NORTHWOOD SUB	35300 - Station Equipment	Bushings	\$82,111.40	\$8,361.97	\$73,749.43
MTED - Trans Subs	NORTHWOOD SUB	35300 - Station Equipment	Carrier Equipment System	\$82,269.90	\$33,479.97	\$48,789.93

Major Location	Asset Location	Utility Account	Asset Retirement Unit	Book Cost	Allocated Reserve	Net Book Value
MTED - Trans Subs	NORTHWOOD SUB	35300 - Station Equipment	Controls and Instrumentation	\$86,717.41	\$63,962.69	\$22,754.72
MTED - Trans Subs	NORTHWOOD SUB	35300 - Station Equipment	Relays	\$98,855.89	\$2,691.64	\$96,164.25
MTED - Trans Subs	NORTHWOOD SUB	35300 - Station Equipment	Coupling Capacitor	\$100,795.87	\$16,036.26	\$84,759.61
MTED - Trans Subs	NORTHWOOD SUB	35300 - Station Equipment	Switch	\$100,997.77	\$35,445.27	\$65,552.50
MTED - Trans Subs	NORTHWOOD SUB	35300 - Station Equipment	Switch	\$104,531.51	\$2,846.18	\$101,685.33
MTED - Trans Subs	NORTHWOOD SUB	35300 - Station Equipment	Switch	\$107,609.29	\$39,789.68	\$67,819.61
MTED - Trans Subs	NORTHWOOD SUB	35300 - Station Equipment	Relaying Equipment	\$109,908.48	\$23,837.29	\$86,071.19
MTED - Trans Subs	NORTHWOOD SUB	35300 - Station Equipment	Circuit Breaker	\$123,054.16	\$7,902.07	\$115,152.09
MTED - Trans Subs	NORTHWOOD SUB	35300 - Station Equipment	Controls and Instrumentation	\$142,720.09	\$3,885.98	\$138,834.11
MTED - Trans Subs	NORTHWOOD SUB	35300 - Station Equipment	Control Wiring	\$167,443.43	\$4,559.14	\$162,884.29
MTED - Trans Subs	NORTHWOOD SUB	35300 - Station Equipment	Bus	\$187,088.71	\$5,094.04	\$181,994.67
MTED - Trans Subs	NORTHWOOD SUB	35300 - Station Equipment	Switch	\$206,348.10	\$21,013.85	\$185,334.25
MTED - Trans Subs	NORTHWOOD SUB	35300 - Station Equipment	Circuit Breaker	\$484,206.94	\$13,183.96	\$471,022.98
MTED - Trans Subs	NORTHWOOD SUB	35300 - Station Equipment	Transformer, Power	\$856,662.18	\$440,384.75	\$416,277.43
MTED - Trans Subs	NORTHWOOD SUB	35300 - Station Equipment	Transformer, Power	\$968,517.72	\$339,902.25	\$628,615.47
MTED - Trans Subs	NORTHWOOD SUB	35300 - Station Equipment	Transformer, Power	\$1,261,774.21	\$466,554.47	\$795,219.74
	NORTHWOOD SUB Total			\$7,325,912.46	\$2,617,811.71	\$4,708,100.75
MTED - Trans Subs	ONTELAUNEE ENERGY CENTER (OEC) SUB	35300 - Station Equipment	Non-Unitized	(\$593.55)	(\$71.72)	(\$521.83)
	ONTELAUNEE ENERGY CENTER (OEC) SUB Total			(\$593.55)	(\$71.72)	(\$521.83)
MTED - Dist Subs	P H GLATFELTER CO SUB	35300 - Station Equipment	Non-Unitized	\$5,650.63	\$153.86	\$5,496.77
	P H GLATFELTER CO SUB Total			\$5,650.63	\$153.86	\$5,496.77
MTED - Trans Subs	P.H. GLATFELDER SUB	35300 - Station Equipment	Controls and Instrumentation	\$420.82	\$155.60	\$265.22
MTED - Trans Subs	P.H. GLATFELDER SUB	35300 - Station Equipment	Controls and Instrumentation	\$3,412.86	\$1,451.51	\$1,961.35
MTED - Trans Subs	P.H. GLATFELDER SUB	35300 - Station Equipment	Controls and Instrumentation	\$11,203.60	\$5,369.01	\$5,834.59
MTED - Trans Subs	P.H. GLATFELDER SUB	35300 - Station Equipment	Controls and Instrumentation	\$72,799.94	\$39,887.93	\$32,912.01
	P.H. GLATFELDER SUB Total			\$87,837.22	\$46,864.05	\$40,973.17
MTED - SUB-TRANS SUBS	PITTSBURGH PLATE GLASS SUB	35300 - Station Equipment	Wood Pole	\$27.84	\$20.04	\$7.80
MTED - SUB-TRANS SUBS	PITTSBURGH PLATE GLASS SUB	35300 - Station Equipment	Office Furniture	\$31.52	\$22.69	\$8.83
MTED - SUB-TRANS SUBS	PITTSBURGH PLATE GLASS SUB	35300 - Station Equipment	Conduit/Duct System	\$38.02	\$16.41	\$21.61
MTED - SUB-TRANS SUBS	PITTSBURGH PLATE GLASS SUB	35300 - Station Equipment	Wiring	\$602.19	\$259.80	\$342.39
MTED - SUB-TRANS SUBS	PITTSBURGH PLATE GLASS SUB	35300 - Station Equipment	Conduit/Duct System	\$876.06	\$630.67	\$245.39
MTED - SUB-TRANS SUBS	PITTSBURGH PLATE GLASS SUB	35300 - Station Equipment	Wiring	\$1,028.49	\$740.41	\$288.08
MTED - SUB-TRANS SUBS	PITTSBURGH PLATE GLASS SUB	35300 - Station Equipment	Foundation - Equipment	\$1,509.07	\$1,086.38	\$422.69
MTED - SUB-TRANS SUBS	PITTSBURGH PLATE GLASS SUB	35300 - Station Equipment	Grounding System, Station	\$2,455.56	\$1,767.76	\$687.80
MTED - SUB-TRANS SUBS	PITTSBURGH PLATE GLASS SUB	35300 - Station Equipment	Battery System	\$3,202.10	\$2,137.97	\$1,064.13
MTED - SUB-TRANS SUBS	PITTSBURGH PLATE GLASS SUB	35300 - Station Equipment	Controls and Instrumentation	\$4,607.65	\$2,528.25	\$2,079.40
MTED - SUB-TRANS SUBS	PITTSBURGH PLATE GLASS SUB	35300 - Station Equipment	Transformer, Instrument	\$6,595.14	\$4,747.83	\$1,847.31
MTED - SUB-TRANS SUBS	PITTSBURGH PLATE GLASS SUB	35300 - Station Equipment	Carrier Equipment System	\$7,491.62	\$5,393.20	\$2,098.42
MTED - SUB-TRANS SUBS	PITTSBURGH PLATE GLASS SUB	35300 - Station Equipment	Structure	\$7,569.89	\$5,449.55	\$2,120.34
MTED - SUB-TRANS SUBS	PITTSBURGH PLATE GLASS SUB	35300 - Station Equipment	Switch	\$8,867.83	\$6,383.93	\$2,483.90
MTED - SUB-TRANS SUBS	PITTSBURGH PLATE GLASS SUB	35300 - Station Equipment	Carrier Equipment System	\$8,913.39	\$3,845.56	\$5,067.83
MTED - SUB-TRANS SUBS	PITTSBURGH PLATE GLASS SUB	35300 - Station Equipment	Battery Charger	\$11,706.71	\$962.33	\$10,744.38
MTED - SUB-TRANS SUBS	PITTSBURGH PLATE GLASS SUB	35300 - Station Equipment	Controls and Instrumentation	\$15,317.31	\$11,026.90	\$4,290.41
MTED - SUB-TRANS SUBS	PITTSBURGH PLATE GLASS SUB	35300 - Station Equipment	Circuit Breaker	\$31,664.41	\$22,795.15	\$8,869.26
MTED - SUB-TRANS SUBS	PITTSBURGH PLATE GLASS SUB	35300 - Station Equipment	Controls and Instrumentation	\$49,391.82	\$21,309.40	\$28,082.42
	PITTSBURGH PLATE GLASS SUB Total			\$161,896.62	\$91,124.23	\$70,772.39
MTED - Dist Subs	PLEASUREVILLE SUB	35300 - Station Equipment	Non-Unitized	\$5,029.50	\$136.94	\$4,892.56

Major Location	Asset Location	Utility Account	Asset Retirement Unit	Book Cost	Allocated Reserve	Net Book Value
MTED - Dist Subs	PLEASUREVILLE SUB	35300 - Station Equipment	Non-Unitized	\$66,147.43	\$596.78	\$65,550.65
	PLEASUREVILLE SUB Total			\$71,176.93	\$733.73	\$70,443.20
MTED - Trans Subs	PORTLAND SUB	35300 - Station Equipment	Wiring	\$33.68	\$14.94	\$18.74
MTED - Trans Subs	PORTLAND SUB	35300 - Station Equipment	Switch	\$46.31	\$6.48	\$39.83
MTED - Trans Subs	PORTLAND SUB	35300 - Station Equipment	Office Furniture	\$52.08	\$50.52	\$1.56
MTED - Trans Subs	PORTLAND SUB	35300 - Station Equipment	Office Furniture	\$57.59	\$48.47	\$9.12
MTED - Trans Subs	PORTLAND SUB	35300 - Station Equipment	Office Furniture	\$63.31	\$56.50	\$6.81
MTED - Trans Subs	PORTLAND SUB	35300 - Station Equipment	Controls and Instrumentation	\$65.00	\$59.99	\$5.01
MTED - Trans Subs	PORTLAND SUB	35300 - Station Equipment	Controls and Instrumentation	\$65.03	\$60.28	\$4.75
MTED - Trans Subs	PORTLAND SUB	35300 - Station Equipment	Wiring	\$74.34	\$39.49	\$34.85
MTED - Trans Subs	PORTLAND SUB	35300 - Station Equipment	Equipment Spill and Leakage System	\$74.64	\$52.17	\$22.47
MTED - Trans Subs	PORTLAND SUB	35300 - Station Equipment	Carrier Equipment System	\$96.57	\$75.69	\$20.88
MTED - Trans Subs	PORTLAND SUB	35300 - Station Equipment	Grounding System, Station	\$110.46	\$50.97	\$59.49
MTED - Trans Subs	PORTLAND SUB	35300 - Station Equipment	Conduit/Duct System	\$122.97	\$84.29	\$38.68
MTED - Trans Subs	PORTLAND SUB	35300 - Station Equipment	Controls and Instrumentation	\$183.23	\$123.03	\$60.20
MTED - Trans Subs	PORTLAND SUB	35300 - Station Equipment	Equipment Protective Lighting & Pow	\$200.17	\$77.75	\$122.42
MTED - Trans Subs	PORTLAND SUB	35300 - Station Equipment	Structure	\$204.71	\$177.17	\$27.54
MTED - Trans Subs	PORTLAND SUB	35300 - Station Equipment	Transformer, Instrument	\$224.49	\$178.33	\$46.16
MTED - Trans Subs	PORTLAND SUB	35300 - Station Equipment	Foundation - Equipment	\$257.86	\$7.02	\$250.84
MTED - Trans Subs	PORTLAND SUB	35300 - Station Equipment	Equipment Spill and Leakage System	\$271.23	\$185.90	\$85.33
MTED - Trans Subs	PORTLAND SUB	35300 - Station Equipment	Switch	\$478.91	\$380.44	\$98.47
MTED - Trans Subs	PORTLAND SUB	35300 - Station Equipment	Non-Unitized	\$520.33	\$33.42	\$486.91
MTED - Trans Subs	PORTLAND SUB	35300 - Station Equipment	Transformer, Instrument	\$526.38	\$455.56	\$70.82
MTED - Trans Subs	PORTLAND SUB	35300 - Station Equipment	Misc Tools & Equipment	\$535.90	\$436.44	\$99.46
MTED - Trans Subs	PORTLAND SUB	35300 - Station Equipment	Wiring	\$542.60	\$250.38	\$292.22
MTED - Trans Subs	PORTLAND SUB	35300 - Station Equipment	Wiring	\$608.41	\$441.16	\$167.25
MTED - Trans Subs	PORTLAND SUB	35300 - Station Equipment	Foundation - Equipment	\$662.08	\$471.56	\$190.52
MTED - Trans Subs	PORTLAND SUB	35300 - Station Equipment	Controls and Instrumentation	\$684.55	\$469.19	\$215.36
MTED - Trans Subs	PORTLAND SUB	35300 - Station Equipment	Conduit/Duct System	\$740.89	\$393.50	\$347.39
MTED - Trans Subs	PORTLAND SUB	35300 - Station Equipment	Conduit/Duct System	\$784.36	\$638.79	\$145.57
MTED - Trans Subs	PORTLAND SUB	35300 - Station Equipment	Grounding System, Station	\$927.15	\$755.07	\$172.08
MTED - Trans Subs	PORTLAND SUB	35300 - Station Equipment	Conduit/Duct System	\$973.50	\$693.37	\$280.13
MTED - Trans Subs	PORTLAND SUB	35300 - Station Equipment	Misc Tools & Equipment	\$1,046.97	\$520.10	\$526.87
MTED - Trans Subs	PORTLAND SUB	35300 - Station Equipment	Transformer, Power	\$1,081.50	\$770.29	\$311.21
MTED - Trans Subs	PORTLAND SUB	35300 - Station Equipment	Grounding System, Station	\$1,126.38	\$458.38	\$668.00
MTED - Trans Subs	PORTLAND SUB	35300 - Station Equipment	Minor Station Equipment	\$1,145.92	\$801.01	\$344.91
MTED - Trans Subs	PORTLAND SUB	35300 - Station Equipment	Conduit/Duct System	\$1,237.57	\$1,019.56	\$218.01
MTED - Trans Subs	PORTLAND SUB	35300 - Station Equipment	Grounding System, Station	\$1,274.16	\$907.52	\$366.64
MTED - Trans Subs	PORTLAND SUB	35300 - Station Equipment	Controls and Instrumentation	\$1,364.90	\$555.45	\$809.45
MTED - Trans Subs	PORTLAND SUB	35300 - Station Equipment	Grounding System, Station	\$1,421.02	\$1,170.70	\$250.32
MTED - Trans Subs	PORTLAND SUB	35300 - Station Equipment	Wiring	\$1,428.06	\$1,134.42	\$293.64
MTED - Trans Subs	PORTLAND SUB	35300 - Station Equipment	Battery System	\$1,479.88	\$150.71	\$1,329.17
MTED - Trans Subs	PORTLAND SUB	35300 - Station Equipment	Generator, Motor Sets & Auxiliary S	\$1,496.31	\$1,305.79	\$190.52
MTED - Trans Subs	PORTLAND SUB	35300 - Station Equipment	Structure	\$1,617.53	\$1,284.93	\$332.60
MTED - Trans Subs	PORTLAND SUB	35300 - Station Equipment	Grounding System, Station	\$1,670.39	\$1,326.93	\$343.46
MTED - Trans Subs	PORTLAND SUB	35300 - Station Equipment	Switching Equipment	\$1,742.34	\$243.80	\$1,498.54
MTED - Trans Subs	PORTLAND SUB	35300 - Station Equipment	Circuit Breaker	\$1,858.85	\$1,476.64	\$382.21

Major Location	Asset Location	Utility Account	Asset Retirement Unit	Book Cost	Allocated Reserve	Net Book Value
MTED - Trans Subs	PORTLAND SUB	35300 - Station Equipment	Foundation - Equipment	\$1,962.26	\$1,598.07	\$364.19
MTED - Trans Subs	PORTLAND SUB	35300 - Station Equipment	Wiring	\$2,016.11	\$1,660.96	\$355.15
MTED - Trans Subs	PORTLAND SUB	35300 - Station Equipment	Wiring	\$2,016.43	\$1,382.08	\$634.35
MTED - Trans Subs	PORTLAND SUB	35300 - Station Equipment	Carrier Equipment System	\$2,046.94	\$1,838.50	\$208.44
MTED - Trans Subs	PORTLAND SUB	35300 - Station Equipment	Relays	\$2,112.01	\$215.08	\$1,896.93
MTED - Trans Subs	PORTLAND SUB	35300 - Station Equipment	Misc Tools & Equipment	\$2,329.49	\$1,960.50	\$368.99
MTED - Trans Subs	PORTLAND SUB	35300 - Station Equipment	Grounding System, Station	\$2,351.26	\$1,000.00	\$1,351.26
MTED - Trans Subs	PORTLAND SUB	35300 - Station Equipment	Foundation - Equipment	\$2,439.43	\$2,009.71	\$429.72
MTED - Trans Subs	PORTLAND SUB	35300 - Station Equipment	Relays	\$2,614.68	\$868.14	\$1,746.54
MTED - Trans Subs	PORTLAND SUB	35300 - Station Equipment	Misc Tools & Equipment	\$2,777.79	\$2,424.11	\$353.68
MTED - Trans Subs	PORTLAND SUB	35300 - Station Equipment	Bus	\$2,780.16	\$75.70	\$2,704.46
MTED - Trans Subs	PORTLAND SUB	35300 - Station Equipment	Conduit/Duct System	\$3,009.81	\$1,388.89	\$1,620.92
MTED - Trans Subs	PORTLAND SUB	35300 - Station Equipment	Conduit/Duct System	\$3,285.63	\$89.46	\$3,196.17
MTED - Trans Subs	PORTLAND SUB	35300 - Station Equipment	Structure	\$3,425.95	\$2,822.45	\$603.50
MTED - Trans Subs	PORTLAND SUB	35300 - Station Equipment	Minor Station Equipment	\$3,591.44	\$2,557.99	\$1,033.45
MTED - Trans Subs	PORTLAND SUB	35300 - Station Equipment	Structure	\$3,691.66	\$1,502.33	\$2,189.33
MTED - Trans Subs	PORTLAND SUB	35300 - Station Equipment	Grounding System, Station	\$3,733.52	\$239.75	\$3,493.77
MTED - Trans Subs	PORTLAND SUB	35300 - Station Equipment	Wiring	\$3,751.92	\$3,055.58	\$696.34
MTED - Trans Subs	PORTLAND SUB	35300 - Station Equipment	Carrier Equipment System	\$3,779.70	\$3,078.20	\$701.50
MTED - Trans Subs	PORTLAND SUB	35300 - Station Equipment	Transformer, Instrument	\$3,880.10	\$3,484.99	\$395.11
MTED - Trans Subs	PORTLAND SUB	35300 - Station Equipment	Grounding System, Station	\$3,939.91	\$179.79	\$3,760.12
MTED - Trans Subs	PORTLAND SUB	35300 - Station Equipment	Foundation - Equipment	\$4,089.51	\$3,248.63	\$840.88
MTED - Trans Subs	PORTLAND SUB	35300 - Station Equipment	Controls and Instrumentation	\$4,099.69	\$2,694.12	\$1,405.57
MTED - Trans Subs	PORTLAND SUB	35300 - Station Equipment	Arrester, Lightning & Surge Protect	\$4,219.96	\$3,682.66	\$537.30
MTED - Trans Subs	PORTLAND SUB	35300 - Station Equipment	Minor Station Equipment	\$5,108.49	\$2,265.50	\$2,842.99
MTED - Trans Subs	PORTLAND SUB	35300 - Station Equipment	Structure	\$5,529.30	\$3,938.23	\$1,591.07
MTED - Trans Subs	PORTLAND SUB	35300 - Station Equipment	Structure	\$5,543.73	\$4,514.83	\$1,028.90
MTED - Trans Subs	PORTLAND SUB	35300 - Station Equipment	Wiring	\$5,819.64	\$3,284.76	\$2,534.88
MTED - Trans Subs	PORTLAND SUB	35300 - Station Equipment	Controls and Instrumentation	\$6,009.23	\$3,191.64	\$2,817.59
MTED - Trans Subs	PORTLAND SUB	35300 - Station Equipment	Carrier Equipment System	\$6,218.95	\$4,262.53	\$1,956.42
MTED - Trans Subs	PORTLAND SUB	35300 - Station Equipment	Battery Charger	\$6,449.40	\$656.79	\$5,792.61
MTED - Trans Subs	PORTLAND SUB	35300 - Station Equipment	Carrier Equipment System	\$6,455.13	\$5,432.63	\$1,022.50
MTED - Trans Subs	PORTLAND SUB	35300 - Station Equipment	Circuit Breaker	\$6,621.05	\$4,715.82	\$1,905.23
MTED - Trans Subs	PORTLAND SUB	35300 - Station Equipment	Controls and Instrumentation	\$7,538.51	\$3,875.33	\$3,663.18
MTED - Trans Subs	PORTLAND SUB	35300 - Station Equipment	Grounding System, Station	\$7,588.97	\$6,622.71	\$966.26
MTED - Trans Subs	PORTLAND SUB	35300 - Station Equipment	Conduit/Duct System	\$7,769.91	\$3,018.10	\$4,751.81
MTED - Trans Subs	PORTLAND SUB	35300 - Station Equipment	Transformer, Instrument	\$8,019.55	\$6,998.47	\$1,021.08
MTED - Trans Subs	PORTLAND SUB	35300 - Station Equipment	Circuit Breaker	\$8,053.69	\$6,558.95	\$1,494.74
MTED - Trans Subs	PORTLAND SUB	35300 - Station Equipment	Structure	\$8,425.25	\$384.47	\$8,040.78
MTED - Trans Subs	PORTLAND SUB	35300 - Station Equipment	Carrier Equipment System	\$8,429.99	\$7,356.65	\$1,073.34
MTED - Trans Subs	PORTLAND SUB	35300 - Station Equipment	Conduit/Duct System	\$8,827.43	\$7,429.15	\$1,398.28
MTED - Trans Subs	PORTLAND SUB	35300 - Station Equipment	Controls and Instrumentation	\$9,053.18	\$4,338.48	\$4,714.70
MTED - Trans Subs	PORTLAND SUB	35300 - Station Equipment	Bus-Insulators	\$9,076.06	\$414.17	\$8,661.89
MTED - Trans Subs	PORTLAND SUB	35300 - Station Equipment	Carrier Equipment System	\$9,127.00	\$6,500.67	\$2,626.33
MTED - Trans Subs	PORTLAND SUB	35300 - Station Equipment	Foundation - Equipment	\$10,260.72	\$8,954.28	\$1,306.44
MTED - Trans Subs	PORTLAND SUB	35300 - Station Equipment	HVAC	\$11,301.92	\$4,599.35	\$6,702.57
MTED - Trans Subs	PORTLAND SUB	35300 - Station Equipment	Relaying Equipment	\$11,427.28	\$311.14	\$11,116.14

Major Location	Asset Location	Utility Account	Asset Retirement Unit	Book Cost	Allocated Reserve	Net Book Value
MTED - Trans Subs	PORTLAND SUB	35300 - Station Equipment	Switch	\$11,460.05	\$10,000.91	\$1,459.14
MTED - Trans Subs	PORTLAND SUB	35300 - Station Equipment	Grounding System, Station	\$11,978.87	\$4,653.00	\$7,325.87
MTED - Trans Subs	PORTLAND SUB	35300 - Station Equipment	Relays	\$12,108.99	\$552.57	\$11,556.42
MTED - Trans Subs	PORTLAND SUB	35300 - Station Equipment	Wiring	\$12,166.48	\$10,239.29	\$1,927.19
MTED - Trans Subs	PORTLAND SUB	35300 - Station Equipment	Battery System	\$12,221.66	\$557.71	\$11,663.95
MTED - Trans Subs	PORTLAND SUB	35300 - Station Equipment	Arrester, Lightning & Surge Protect	\$12,462.27	\$568.69	\$11,893.58
MTED - Trans Subs	PORTLAND SUB	35300 - Station Equipment	Equipment Spill and Leakage System	\$13,370.86	\$5,193.70	\$8,177.16
MTED - Trans Subs	PORTLAND SUB	35300 - Station Equipment	Switch	\$13,495.34	\$11,118.06	\$2,377.28
MTED - Trans Subs	PORTLAND SUB	35300 - Station Equipment	Circuit Switcher	\$13,831.83	\$1,671.36	\$12,160.47
MTED - Trans Subs	PORTLAND SUB	35300 - Station Equipment	Grounding System, Station	\$13,960.71	\$11,749.30	\$2,211.41
MTED - Trans Subs	PORTLAND SUB	35300 - Station Equipment	Switch	\$14,064.86	\$10,017.65	\$4,047.21
MTED - Trans Subs	PORTLAND SUB	35300 - Station Equipment	Controls and Instrumentation	\$14,978.72	\$683.52	\$14,295.20
MTED - Trans Subs	PORTLAND SUB	35300 - Station Equipment	Foundation - Equipment	\$15,313.55	\$5,948.30	\$9,365.25
MTED - Trans Subs	PORTLAND SUB	35300 - Station Equipment	Foundation - Equipment	\$16,118.42	\$13,565.23	\$2,553.19
MTED - Trans Subs	PORTLAND SUB	35300 - Station Equipment	Switch	\$16,154.79	\$6,574.24	\$9,580.55
MTED - Trans Subs	PORTLAND SUB	35300 - Station Equipment	Conduit/Duct System	\$16,918.64	\$13,439.82	\$3,478.82
MTED - Trans Subs	PORTLAND SUB	35300 - Station Equipment	Switch	\$17,370.12	\$1,768.92	\$15,601.20
MTED - Trans Subs	PORTLAND SUB	35300 - Station Equipment	Wiring	\$17,689.06	\$12,598.98	\$5,090.08
MTED - Trans Subs	PORTLAND SUB	35300 - Station Equipment	Switch	\$17,997.97	\$14,657.60	\$3,340.37
MTED - Trans Subs	PORTLAND SUB	35300 - Station Equipment	Controls and Instrumentation	\$18,058.48	\$13,094.36	\$4,964.12
MTED - Trans Subs	PORTLAND SUB	35300 - Station Equipment	Switch	\$18,620.52	\$15,671.00	\$2,949.52
MTED - Trans Subs	PORTLAND SUB	35300 - Station Equipment	Control Wiring	\$19,234.71	\$877.73	\$18,356.98
MTED - Trans Subs	PORTLAND SUB	35300 - Station Equipment	Non-Unitized	\$22,606.64	\$1,031.60	\$21,575.04
MTED - Trans Subs	PORTLAND SUB	35300 - Station Equipment	Controls and Instrumentation	\$24,915.22	\$20,526.26	\$4,388.96
MTED - Trans Subs	PORTLAND SUB	35300 - Station Equipment	Transformer, Power	\$24,967.65	\$10,618.89	\$14,348.76
MTED - Trans Subs	PORTLAND SUB	35300 - Station Equipment	Switch	\$25,081.79	\$3,990.42	\$21,091.37
MTED - Trans Subs	PORTLAND SUB	35300 - Station Equipment	Controls and Instrumentation	\$25,239.34	\$17,976.64	\$7,262.70
MTED - Trans Subs	PORTLAND SUB	35300 - Station Equipment	Wiring	\$25,272.23	\$10,748.43	\$14,523.80
MTED - Trans Subs	PORTLAND SUB	35300 - Station Equipment	Cable, Wiring	\$28,481.26	\$3,985.28	\$24,495.98
MTED - Trans Subs	PORTLAND SUB	35300 - Station Equipment	Circuit Breaker	\$28,751.55	\$24,197.25	\$4,554.30
MTED - Trans Subs	PORTLAND SUB	35300 - Station Equipment	Transformer, Instrument	\$28,800.70	\$24,238.62	\$4,562.08
MTED - Trans Subs	PORTLAND SUB	35300 - Station Equipment	Foundation - Equipment	\$30,343.76	\$1,384.67	\$28,959.09
MTED - Trans Subs	PORTLAND SUB	35300 - Station Equipment	Switch	\$30,444.73	\$12,948.32	\$17,496.41
MTED - Trans Subs	PORTLAND SUB	35300 - Station Equipment	Controls and Instrumentation	\$30,837.73	\$25,114.34	\$5,723.39
MTED - Trans Subs	PORTLAND SUB	35300 - Station Equipment	Battery Cell Assembly	\$31,030.43	\$3,160.04	\$27,870.39
MTED - Trans Subs	PORTLAND SUB	35300 - Station Equipment	Battery System	\$31,220.32	\$12,127.04	\$19,093.28
MTED - Trans Subs	PORTLAND SUB	35300 - Station Equipment	Controls and Instrumentation	\$31,879.22	\$25,324.20	\$6,555.02
MTED - Trans Subs	PORTLAND SUB	35300 - Station Equipment	Carrier Equipment System	\$34,608.49	\$18,381.33	\$16,227.16
MTED - Trans Subs	PORTLAND SUB	35300 - Station Equipment	Controls and Instrumentation	\$35,402.47	\$30,894.88	\$4,507.59
MTED - Trans Subs	PORTLAND SUB	35300 - Station Equipment	Transformer, Instrument	\$37,313.48	\$14,493.83	\$22,819.65
MTED - Trans Subs	PORTLAND SUB	35300 - Station Equipment	Controls and Instrumentation	\$38,619.78	\$17,821.27	\$20,798.51
MTED - Trans Subs	PORTLAND SUB	35300 - Station Equipment	Line Wave Trap	\$40,752.51	\$4,924.29	\$35,828.22
MTED - Trans Subs	PORTLAND SUB	35300 - Station Equipment	Controls and Instrumentation	\$40,763.64	\$34,306.61	\$6,457.03
MTED - Trans Subs	PORTLAND SUB	35300 - Station Equipment	Relays	\$43,138.05	\$6,036.16	\$37,101.89
MTED - Trans Subs	PORTLAND SUB	35300 - Station Equipment	Line Wave Trap	\$46,144.73	\$2,105.72	\$44,039.01
MTED - Trans Subs	PORTLAND SUB	35300 - Station Equipment	Conduit/Duct System	\$49,261.04	\$42,988.92	\$6,272.12
MTED - Trans Subs	PORTLAND SUB	35300 - Station Equipment	Structure	\$50,878.45	\$44,400.39	\$6,478.06

Major Location	Asset Location	Utility Account	Asset Retirement Unit	Book Cost	Allocated Reserve	Net Book Value
MTED - Trans Subs	PORTLAND SUB	35300 - Station Equipment	Circuit Breaker	\$63,078.68	\$32,426.89	\$30,651.79
MTED - Trans Subs	PORTLAND SUB	35300 - Station Equipment	Line Wave Trap	\$63,629.82	\$8,903.50	\$54,726.32
MTED - Trans Subs	PORTLAND SUB	35300 - Station Equipment	Switch	\$71,985.52	\$27,961.64	\$44,023.88
MTED - Trans Subs	PORTLAND SUB	35300 - Station Equipment	Switch	\$75,135.36	\$9,078.90	\$66,056.46
MTED - Trans Subs	PORTLAND SUB	35300 - Station Equipment	RTU - SCADA	\$82,561.82	\$5,301.80	\$77,260.02
MTED - Trans Subs	PORTLAND SUB	35300 - Station Equipment	Structure	\$83,565.86	\$32,459.83	\$51,106.03
MTED - Trans Subs	PORTLAND SUB	35300 - Station Equipment	Wiring	\$84,005.25	\$32,630.50	\$51,374.75
MTED - Trans Subs	PORTLAND SUB	35300 - Station Equipment	Relays	\$90,041.97	\$2,451.65	\$87,590.32
MTED - Trans Subs	PORTLAND SUB	35300 - Station Equipment	Bus-Insulators	\$94,985.12	\$13,290.93	\$81,694.19
MTED - Trans Subs	PORTLAND SUB	35300 - Station Equipment	Structure	\$100,930.46	\$84,942.90	\$15,987.56
MTED - Trans Subs	PORTLAND SUB	35300 - Station Equipment	Switch	\$116,655.43	\$7,491.17	\$109,164.26
MTED - Trans Subs	PORTLAND SUB	35300 - Station Equipment	Steel Pole Fully Dressed	\$126,579.25	\$49,167.71	\$77,411.54
MTED - Trans Subs	PORTLAND SUB	35300 - Station Equipment	Circuit Breaker	\$127,439.74	\$111,213.57	\$16,226.17
MTED - Trans Subs	PORTLAND SUB	35300 - Station Equipment	Controls and Instrumentation	\$130,663.86	\$57,946.52	\$72,717.34
MTED - Trans Subs	PORTLAND SUB	35300 - Station Equipment	Carrier Equipment System	\$133,308.33	\$54,250.21	\$79,058.12
MTED - Trans Subs	PORTLAND SUB	35300 - Station Equipment	Bus	\$133,946.81	\$6,112.37	\$127,834.44
MTED - Trans Subs	PORTLAND SUB	35300 - Station Equipment	Control Wiring	\$143,089.95	\$3,896.05	\$139,193.90
MTED - Trans Subs	PORTLAND SUB	35300 - Station Equipment	Controls and Instrumentation	\$143,770.56	\$55,845.39	\$87,925.17
MTED - Trans Subs	PORTLAND SUB	35300 - Station Equipment	Carrier Equipment System	\$161,300.75	\$62,654.72	\$98,646.03
MTED - Trans Subs	PORTLAND SUB	35300 - Station Equipment	Relays	\$169,338.97	\$53,001.63	\$116,337.34
MTED - Trans Subs	PORTLAND SUB	35300 - Station Equipment	Circuit Breaker	\$195,033.71	\$49,821.55	\$145,212.16
MTED - Trans Subs	PORTLAND SUB	35300 - Station Equipment	Switchgear	\$212,128.92	\$82,398.12	\$129,730.80
MTED - Trans Subs	PORTLAND SUB	35300 - Station Equipment	Circuit Breaker	\$238,967.55	\$110,272.65	\$128,694.90
MTED - Trans Subs	PORTLAND SUB	35300 - Station Equipment	Non-Unitized	\$253,777.02	\$6,909.83	\$246,867.19
MTED - Trans Subs	PORTLAND SUB	35300 - Station Equipment	Circuit Breaker	\$278,097.34	\$7,572.01	\$270,525.33
MTED - Trans Subs	PORTLAND SUB	35300 - Station Equipment	Non-Unitized	\$306,598.11	\$2,766.12	\$303,831.99
MTED - Trans Subs	PORTLAND SUB	35300 - Station Equipment	Circuit Breaker	\$342,136.31	\$15,612.64	\$326,523.67
MTED - Trans Subs	PORTLAND SUB	35300 - Station Equipment	Transformer, Power	\$539,366.73	\$453,930.10	\$85,436.63
MTED - Trans Subs	PORTLAND SUB	35300 - Station Equipment	Circuit Breaker	\$637,497.54	\$247,625.82	\$389,871.72
	PORTLAND SUB Total			\$6,649,729.10	\$2,429,440.48	\$4,220,288.62
MTED - General Bldg	READING OFFICE & SERVICE BLDG	35300 - Station Equipment	Arrester, Lightning & Surge Protect	\$16,506.82	\$2,309.75	\$14,197.07
MTED - General Bldg	READING OFFICE & SERVICE BLDG	35300 - Station Equipment	Non-Unitized	\$21,974.80	\$198.26	\$21,776.54
	READING OFFICE & SERVICE BLDG Total			\$38,481.62	\$2,508.00	\$35,973.62
MTED - Dist Subs	ROUNDTOP SUB	35300 - Station Equipment	Non-Unitized	\$12,358.00	\$336.48	\$12,021.52
	ROUNDTOP SUB Total			\$12,358.00	\$336.48	\$12,021.52
MTED - Dist Subs	SHAWNEE SUB	35300 - Station Equipment	Non-Unitized	(\$14.97)	(\$0.96)	(\$14.01)
MTED - Dist Subs	SHAWNEE SUB	35300 - Station Equipment	Non-Unitized	\$115.15	\$9.55	\$105.60
MTED - Dist Subs	SHAWNEE SUB	35300 - Station Equipment	Transformer, Instrument	\$2,813.38	\$911.37	\$1,902.01
MTED - Dist Subs	SHAWNEE SUB	35300 - Station Equipment	Regulating Equipment	\$2,877.63	\$289.89	\$2,587.74
MTED - Dist Subs	SHAWNEE SUB	35300 - Station Equipment	Bus-Insulators	\$3,923.52	\$395.24	\$3,528.28
MTED - Dist Subs	SHAWNEE SUB	35300 - Station Equipment	Arrester, Lightning & Surge Protect	\$7,790.35	\$784.77	\$7,005.58
MTED - Dist Subs	SHAWNEE SUB	35300 - Station Equipment	Control Wiring	\$14,678.30	\$1,478.65	\$13,199.65
MTED - Dist Subs	SHAWNEE SUB	35300 - Station Equipment	Battery Cell Assembly	\$22,415.30	\$2,258.06	\$20,157.24
MTED - Dist Subs	SHAWNEE SUB	35300 - Station Equipment	Transformer, Station Service : Each	\$24,345.96	\$2,452.55	\$21,893.41
MTED - Dist Subs	SHAWNEE SUB	35300 - Station Equipment	Controls and Instrumentation	\$26,987.62	\$2,718.66	\$24,268.96
MTED - Dist Subs	SHAWNEE SUB	35300 - Station Equipment	Transformer, Potential : Each	\$33,622.92	\$3,387.08	\$30,235.84
MTED - Dist Subs	SHAWNEE SUB	35300 - Station Equipment	Duct	\$50,545.89	\$5,091.85	\$45,454.04

Major Location	Asset Location	Utility Account	Asset Retirement Unit	Book Cost	Allocated Reserve	Net Book Value
MTED - Dist Subs	SHAWNEE SUB	35300 - Station Equipment	Wiring	\$70,846.58	\$7,136.89	\$63,709.69
MTED - Dist Subs	SHAWNEE SUB	35300 - Station Equipment	Switchgear	\$88,240.34	\$8,889.08	\$79,351.26
MTED - Dist Subs	SHAWNEE SUB	35300 - Station Equipment	CT 600V CATEGORY 1	\$109,215.59	\$11,002.06	\$98,213.53
MTED - Dist Subs	SHAWNEE SUB	35300 - Station Equipment	Bushings	\$119,335.76	\$12,021.54	\$107,314.22
MTED - Dist Subs	SHAWNEE SUB	35300 - Station Equipment	Cable, Wiring	\$135,504.91	\$13,650.38	\$121,854.53
MTED - Dist Subs	SHAWNEE SUB	35300 - Station Equipment	Cabinets/Panels/Consoles	\$151,432.40	\$15,254.87	\$136,177.53
MTED - Dist Subs	SHAWNEE SUB	35300 - Station Equipment	Relaying Equipment	\$164,649.01	\$16,586.28	\$148,062.73
MTED - Dist Subs	SHAWNEE SUB	35300 - Station Equipment	Bus	\$237,184.38	\$23,893.28	\$213,291.10
MTED - Dist Subs	SHAWNEE SUB	35300 - Station Equipment	Transformer, Power	\$262,963.13	\$171,931.84	\$91,031.29
MTED - Dist Subs	SHAWNEE SUB	35300 - Station Equipment	Switch	\$299,544.90	\$30,175.31	\$269,369.59
MTED - Dist Subs	SHAWNEE SUB	35300 - Station Equipment	Structural Steel Support	\$450,300.15	\$45,361.96	\$404,938.19
MTED - Dist Subs	SHAWNEE SUB	35300 - Station Equipment	Circuit Breaker	\$763,346.81	\$76,897.39	\$686,449.42
	SHAWNEE SUB Total			\$3,042,665.01	\$452,577.57	\$2,590,087.44
MTED - Trans Subs	SMITH ST. SUB	35300 - Station Equipment	Grounding System, Station	\$3.79	\$3.65	\$0.14
MTED - Trans Subs	SMITH ST. SUB	35300 - Station Equipment	Controls and Instrumentation	\$9.93	\$9.50	\$0.43
MTED - Trans Subs	SMITH ST. SUB	35300 - Station Equipment	Misc Tools & Equipment	\$19.02	\$17.89	\$1.13
MTED - Trans Subs	SMITH ST. SUB	35300 - Station Equipment	Controls and Instrumentation	\$19.78	\$17.77	\$2.01
MTED - Trans Subs	SMITH ST. SUB	35300 - Station Equipment	Grounding System, Station	\$21.74	\$20.07	\$1.67
MTED - Trans Subs	SMITH ST. SUB	35300 - Station Equipment	Misc Tools & Equipment	\$23.00	\$21.56	\$1.44
MTED - Trans Subs	SMITH ST. SUB	35300 - Station Equipment	Misc Tools & Equipment	\$24.08	\$21.89	\$2.19
MTED - Trans Subs	SMITH ST. SUB	35300 - Station Equipment	Controls and Instrumentation	\$29.94	\$24.38	\$5.56
MTED - Trans Subs	SMITH ST. SUB	35300 - Station Equipment	Structure	\$30.57	\$29.59	\$0.98
MTED - Trans Subs	SMITH ST. SUB	35300 - Station Equipment	Controls and Instrumentation	\$32.73	\$31.66	\$1.07
MTED - Trans Subs	SMITH ST. SUB	35300 - Station Equipment	Controls and Instrumentation	\$32.74	\$30.22	\$2.52
MTED - Trans Subs	SMITH ST. SUB	35300 - Station Equipment	Misc Tools & Equipment	\$32.95	\$30.68	\$2.27
MTED - Trans Subs	SMITH ST. SUB	35300 - Station Equipment	Wiring	\$34.22	\$32.55	\$1.67
MTED - Trans Subs	SMITH ST. SUB	35300 - Station Equipment	Conduit/Duct System	\$34.88	\$29.35	\$5.53
MTED - Trans Subs	SMITH ST. SUB	35300 - Station Equipment	Foundation - Equipment	\$37.85	\$36.61	\$1.24
MTED - Trans Subs	SMITH ST. SUB	35300 - Station Equipment	Grounding System, Station	\$38.36	\$33.47	\$4.89
MTED - Trans Subs	SMITH ST. SUB	35300 - Station Equipment	Controls and Instrumentation	\$39.62	\$37.69	\$1.93
MTED - Trans Subs	SMITH ST. SUB	35300 - Station Equipment	Misc Tools & Equipment	\$40.48	\$35.87	\$4.61
MTED - Trans Subs	SMITH ST. SUB	35300 - Station Equipment	Structure	\$46.64	\$45.00	\$1.64
MTED - Trans Subs	SMITH ST. SUB	35300 - Station Equipment	Conduit/Duct System	\$47.65	\$22.84	\$24.81
MTED - Trans Subs	SMITH ST. SUB	35300 - Station Equipment	Misc Tools & Equipment	\$49.93	\$48.33	\$1.60
MTED - Trans Subs	SMITH ST. SUB	35300 - Station Equipment	Conduit/Duct System	\$54.45	\$42.67	\$11.78
MTED - Trans Subs	SMITH ST. SUB	35300 - Station Equipment	Controls and Instrumentation	\$56.56	\$52.43	\$4.13
MTED - Trans Subs	SMITH ST. SUB	35300 - Station Equipment	Foundation - Equipment	\$56.69	\$53.79	\$2.90
MTED - Trans Subs	SMITH ST. SUB	35300 - Station Equipment	Transformer, Instrument	\$58.78	\$53.43	\$5.35
MTED - Trans Subs	SMITH ST. SUB	35300 - Station Equipment	Controls and Instrumentation	\$60.83	\$58.91	\$1.92
MTED - Trans Subs	SMITH ST. SUB	35300 - Station Equipment	Grounding System, Station	\$61.17	\$57.36	\$3.81
MTED - Trans Subs	SMITH ST. SUB	35300 - Station Equipment	Controls and Instrumentation	\$69.00	\$50.89	\$18.11
MTED - Trans Subs	SMITH ST. SUB	35300 - Station Equipment	Circuit Breaker	\$70.53	\$66.93	\$3.60
MTED - Trans Subs	SMITH ST. SUB	35300 - Station Equipment	Structure	\$75.66	\$73.42	\$2.24
MTED - Trans Subs	SMITH ST. SUB	35300 - Station Equipment	Grounding System, Station	\$79.75	\$74.52	\$5.23
MTED - Trans Subs	SMITH ST. SUB	35300 - Station Equipment	Misc Tools & Equipment	\$81.58	\$76.99	\$4.59
MTED - Trans Subs	SMITH ST. SUB	35300 - Station Equipment	Controls and Instrumentation	\$82.61	\$66.47	\$16.14
MTED - Trans Subs	SMITH ST. SUB	35300 - Station Equipment	Wiring	\$83.79	\$80.46	\$3.33

Major Location	Asset Location	Utility Account	Asset Retirement Unit	Book Cost	Allocated Reserve	Net Book Value
MTED - Trans Subs	SMITH ST. SUB	35300 - Station Equipment	Transformer, Instrument	\$87.55	\$83.08	\$4.47
MTED - Trans Subs	SMITH ST. SUB	35300 - Station Equipment	Controls and Instrumentation	\$96.84	\$83.81	\$13.03
MTED - Trans Subs	SMITH ST. SUB	35300 - Station Equipment	Conduit/Duct System	\$99.44	\$94.37	\$5.07
MTED - Trans Subs	SMITH ST. SUB	35300 - Station Equipment	Misc Tools & Equipment	\$100.50	\$97.22	\$3.28
MTED - Trans Subs	SMITH ST. SUB	35300 - Station Equipment	Office Furniture	\$101.83	\$73.83	\$28.00
MTED - Trans Subs	SMITH ST. SUB	35300 - Station Equipment	Conduit/Duct System	\$102.61	\$95.13	\$7.48
MTED - Trans Subs	SMITH ST. SUB	35300 - Station Equipment	Wiring	\$110.17	\$103.32	\$6.85
MTED - Trans Subs	SMITH ST. SUB	35300 - Station Equipment	Foundation - Equipment	\$115.48	\$98.15	\$17.33
MTED - Trans Subs	SMITH ST. SUB	35300 - Station Equipment	Controls and Instrumentation	\$123.98	\$119.04	\$4.94
MTED - Trans Subs	SMITH ST. SUB	35300 - Station Equipment	Structure	\$129.32	\$125.09	\$4.23
MTED - Trans Subs	SMITH ST. SUB	35300 - Station Equipment	Grounding System, Station	\$130.64	\$102.39	\$28.25
MTED - Trans Subs	SMITH ST. SUB	35300 - Station Equipment	Grounding System, Station	\$133.35	\$101.54	\$31.81
MTED - Trans Subs	SMITH ST. SUB	35300 - Station Equipment	Controls and Instrumentation	\$135.00	\$124.01	\$10.99
MTED - Trans Subs	SMITH ST. SUB	35300 - Station Equipment	Controls and Instrumentation	\$137.25	\$115.51	\$21.74
MTED - Trans Subs	SMITH ST. SUB	35300 - Station Equipment	Controls and Instrumentation	\$137.46	\$88.32	\$49.14
MTED - Trans Subs	SMITH ST. SUB	35300 - Station Equipment	Circuit Breaker	\$140.14	\$135.64	\$4.50
MTED - Trans Subs	SMITH ST. SUB	35300 - Station Equipment	Conduit/Duct System	\$146.96	\$135.63	\$11.33
MTED - Trans Subs	SMITH ST. SUB	35300 - Station Equipment	Conduit/Duct System	\$165.63	\$137.95	\$27.68
MTED - Trans Subs	SMITH ST. SUB	35300 - Station Equipment	Equipment Spill and Leakage System	\$166.85	\$157.47	\$9.38
MTED - Trans Subs	SMITH ST. SUB	35300 - Station Equipment	Misc Tools & Equipment	\$174.02	\$166.24	\$7.78
MTED - Trans Subs	SMITH ST. SUB	35300 - Station Equipment	Conduit/Duct System	\$179.38	\$122.95	\$56.43
MTED - Trans Subs	SMITH ST. SUB	35300 - Station Equipment	Grounding System, Station	\$180.48	\$171.27	\$9.21
MTED - Trans Subs	SMITH ST. SUB	35300 - Station Equipment	Structure	\$181.18	\$149.26	\$31.92
MTED - Trans Subs	SMITH ST. SUB	35300 - Station Equipment	Wiring	\$183.29	\$120.45	\$62.84
MTED - Trans Subs	SMITH ST. SUB	35300 - Station Equipment	Conduit/Duct System	\$189.76	\$121.93	\$67.83
MTED - Trans Subs	SMITH ST. SUB	35300 - Station Equipment	Conduit/Duct System	\$191.40	\$178.17	\$13.23
MTED - Trans Subs	SMITH ST. SUB	35300 - Station Equipment	Grounding System, Station	\$193.39	\$164.37	\$29.02
MTED - Trans Subs	SMITH ST. SUB	35300 - Station Equipment	Structure	\$201.77	\$194.87	\$6.90
MTED - Trans Subs	SMITH ST. SUB	35300 - Station Equipment	Wood Pole	\$203.89	\$192.43	\$11.46
MTED - Trans Subs	SMITH ST. SUB	35300 - Station Equipment	Controls and Instrumentation	\$210.08	\$159.97	\$50.11
MTED - Trans Subs	SMITH ST. SUB	35300 - Station Equipment	Conduit/Duct System	\$212.27	\$161.64	\$50.63
MTED - Trans Subs	SMITH ST. SUB	35300 - Station Equipment	Equipment Spill and Leakage System	\$213.10	\$193.70	\$19.40
MTED - Trans Subs	SMITH ST. SUB	35300 - Station Equipment	Controls and Instrumentation	\$225.58	\$218.35	\$7.23
MTED - Trans Subs	SMITH ST. SUB	35300 - Station Equipment	Misc Tools & Equipment	\$226.71	\$219.56	\$7.15
MTED - Trans Subs	SMITH ST. SUB	35300 - Station Equipment	Grounding System, Station	\$230.29	\$185.29	\$45.00
MTED - Trans Subs	SMITH ST. SUB	35300 - Station Equipment	Arrester, Lightning & Surge Protect	\$232.58	\$225.77	\$6.81
MTED - Trans Subs	SMITH ST. SUB	35300 - Station Equipment	Conduit/Duct System	\$232.65	\$115.57	\$117.08
MTED - Trans Subs	SMITH ST. SUB	35300 - Station Equipment	Wood Pole	\$276.86	\$235.31	\$41.55
MTED - Trans Subs	SMITH ST. SUB	35300 - Station Equipment	Grounding System, Station	\$282.72	\$273.04	\$9.68
MTED - Trans Subs	SMITH ST. SUB	35300 - Station Equipment	Wood Pole	\$284.76	\$213.49	\$71.27
MTED - Trans Subs	SMITH ST. SUB	35300 - Station Equipment	Misc Tools & Equipment	\$306.26	\$286.19	\$20.07
MTED - Trans Subs	SMITH ST. SUB	35300 - Station Equipment	Conduit/Duct System	\$306.75	\$280.34	\$26.41
MTED - Trans Subs	SMITH ST. SUB	35300 - Station Equipment	Controls and Instrumentation	\$312.32	\$244.80	\$67.52
MTED - Trans Subs	SMITH ST. SUB	35300 - Station Equipment	Carrier Equipment System	\$318.35	\$184.85	\$133.50
MTED - Trans Subs	SMITH ST. SUB	35300 - Station Equipment	Circuit Breaker	\$328.00	\$316.48	\$11.52
MTED - Trans Subs	SMITH ST. SUB	35300 - Station Equipment	Controls and Instrumentation	\$332.82	\$249.52	\$83.30
MTED - Trans Subs	SMITH ST. SUB	35300 - Station Equipment	Equipment Spill and Leakage System	\$339.47	\$258.49	\$80.98

Major Location	Asset Location	Utility Account	Asset Retirement Unit	Book Cost	Allocated Reserve	Net Book Value
MTED - Trans Subs	SMITH ST. SUB	35300 - Station Equipment	Controls and Instrumentation	\$370.69	\$221.15	\$149.54
MTED - Trans Subs	SMITH ST. SUB	35300 - Station Equipment	Grounding System, Station	\$372.36	\$346.62	\$25.74
MTED - Trans Subs	SMITH ST. SUB	35300 - Station Equipment	Arrester, Lightning & Surge Protect	\$391.42	\$379.26	\$12.16
MTED - Trans Subs	SMITH ST. SUB	35300 - Station Equipment	Controls and Instrumentation	\$400.86	\$309.79	\$91.07
MTED - Trans Subs	SMITH ST. SUB	35300 - Station Equipment	Circuit Breaker	\$402.10	\$374.30	\$27.80
MTED - Trans Subs	SMITH ST. SUB	35300 - Station Equipment	Grounding System, Station	\$408.03	\$358.88	\$49.15
MTED - Trans Subs	SMITH ST. SUB	35300 - Station Equipment	Transformer, Power	\$423.94	\$210.60	\$213.34
MTED - Trans Subs	SMITH ST. SUB	35300 - Station Equipment	Conduit/Duct System	\$429.43	\$235.29	\$194.14
MTED - Trans Subs	SMITH ST. SUB	35300 - Station Equipment	Equipment Spill and Leakage System	\$440.85	\$426.71	\$14.14
MTED - Trans Subs	SMITH ST. SUB	35300 - Station Equipment	Controls and Instrumentation	\$468.00	\$422.95	\$45.05
MTED - Trans Subs	SMITH ST. SUB	35300 - Station Equipment	Wiring	\$472.68	\$436.24	\$36.44
MTED - Trans Subs	SMITH ST. SUB	35300 - Station Equipment	Controls and Instrumentation	\$475.56	\$451.29	\$24.27
MTED - Trans Subs	SMITH ST. SUB	35300 - Station Equipment	Conduit/Duct System	\$554.27	\$491.14	\$63.13
MTED - Trans Subs	SMITH ST. SUB	35300 - Station Equipment	Circuit Breaker	\$556.73	\$473.18	\$83.55
MTED - Trans Subs	SMITH ST. SUB	35300 - Station Equipment	Battery System	\$563.75	\$441.86	\$121.89
MTED - Trans Subs	SMITH ST. SUB	35300 - Station Equipment	Battery System	\$569.68	\$302.57	\$267.11
MTED - Trans Subs	SMITH ST. SUB	35300 - Station Equipment	Foundation - Equipment	\$591.78	\$470.10	\$121.68
MTED - Trans Subs	SMITH ST. SUB	35300 - Station Equipment	Wiring	\$594.07	\$542.92	\$51.15
MTED - Trans Subs	SMITH ST. SUB	35300 - Station Equipment	Grounding System, Station	\$601.79	\$495.78	\$106.01
MTED - Trans Subs	SMITH ST. SUB	35300 - Station Equipment	Transformer, Instrument	\$630.08	\$562.21	\$67.87
MTED - Trans Subs	SMITH ST. SUB	35300 - Station Equipment	Controls and Instrumentation	\$652.11	\$607.02	\$45.09
MTED - Trans Subs	SMITH ST. SUB	35300 - Station Equipment	Circuit Breaker	\$687.67	\$613.61	\$74.06
MTED - Trans Subs	SMITH ST. SUB	35300 - Station Equipment	Circuit Breaker	\$715.63	\$692.22	\$23.41
MTED - Trans Subs	SMITH ST. SUB	35300 - Station Equipment	Grounding System, Station	\$740.91	\$673.46	\$67.45
MTED - Trans Subs	SMITH ST. SUB	35300 - Station Equipment	Transformer, Power	\$776.91	\$683.33	\$93.58
MTED - Trans Subs	SMITH ST. SUB	35300 - Station Equipment	Wiring	\$806.77	\$252.51	\$554.26
MTED - Trans Subs	SMITH ST. SUB	35300 - Station Equipment	Wiring	\$807.46	\$672.54	\$134.92
MTED - Trans Subs	SMITH ST. SUB	35300 - Station Equipment	Conduit/Duct System	\$851.40	\$571.67	\$279.73
MTED - Trans Subs	SMITH ST. SUB	35300 - Station Equipment	Conduit/Duct System	\$894.08	\$786.40	\$107.68
MTED - Trans Subs	SMITH ST. SUB	35300 - Station Equipment	Conduit/Duct System	\$898.64	\$723.03	\$175.61
MTED - Trans Subs	SMITH ST. SUB	35300 - Station Equipment	Grounding System, Station	\$919.82	\$820.75	\$99.07
MTED - Trans Subs	SMITH ST. SUB	35300 - Station Equipment	Controls and Instrumentation	\$930.27	\$850.18	\$80.09
MTED - Trans Subs	SMITH ST. SUB	35300 - Station Equipment	Controls and Instrumentation	\$933.26	\$826.95	\$106.31
MTED - Trans Subs	SMITH ST. SUB	35300 - Station Equipment	Foundation - Equipment	\$938.92	\$909.77	\$29.15
MTED - Trans Subs	SMITH ST. SUB	35300 - Station Equipment	Grounding System, Station	\$950.87	\$920.89	\$29.98
MTED - Trans Subs	SMITH ST. SUB	35300 - Station Equipment	Wiring	\$963.63	\$914.45	\$49.18
MTED - Trans Subs	SMITH ST. SUB	35300 - Station Equipment	Conduit/Duct System	\$978.08	\$696.63	\$281.45
MTED - Trans Subs	SMITH ST. SUB	35300 - Station Equipment	Carrier Equipment System	\$986.39	\$901.47	\$84.92
MTED - Trans Subs	SMITH ST. SUB	35300 - Station Equipment	Grounding System, Station	\$989.45	\$824.12	\$165.33
MTED - Trans Subs	SMITH ST. SUB	35300 - Station Equipment	Conduit/Duct System	\$1,070.09	\$826.98	\$243.11
MTED - Trans Subs	SMITH ST. SUB	35300 - Station Equipment	Wiring	\$1,083.16	\$1,004.12	\$79.04
MTED - Trans Subs	SMITH ST. SUB	35300 - Station Equipment	Structure	\$1,083.98	\$1,028.66	\$55.32
MTED - Trans Subs	SMITH ST. SUB	35300 - Station Equipment	Grounding System, Station	\$1,128.54	\$872.15	\$256.39
MTED - Trans Subs	SMITH ST. SUB	35300 - Station Equipment	Controls and Instrumentation	\$1,130.61	\$790.31	\$340.30
MTED - Trans Subs	SMITH ST. SUB	35300 - Station Equipment	Grounding System, Station	\$1,168.94	\$928.59	\$240.35
MTED - Trans Subs	SMITH ST. SUB	35300 - Station Equipment	Controls and Instrumentation	\$1,222.21	\$542.03	\$680.18
MTED - Trans Subs	SMITH ST. SUB	35300 - Station Equipment	Misc Tools & Equipment	\$1,233.82	\$1,100.93	\$132.89

Major Location	Asset Location	Utility Account	Asset Retirement Unit	Book Cost	Allocated Reserve	Net Book Value
MTED - Trans Subs	SMITH ST. SUB	35300 - Station Equipment	Conduit/Duct System	\$1,262.13	\$1,002.61	\$259.52
MTED - Trans Subs	SMITH ST. SUB	35300 - Station Equipment	Wiring	\$1,269.13	\$1,181.39	\$87.74
MTED - Trans Subs	SMITH ST. SUB	35300 - Station Equipment	Controls and Instrumentation	\$1,349.60	\$906.20	\$443.40
MTED - Trans Subs	SMITH ST. SUB	35300 - Station Equipment	Wiring	\$1,352.88	\$828.26	\$524.62
MTED - Trans Subs	SMITH ST. SUB	35300 - Station Equipment	Conduit/Duct System	\$1,388.87	\$1,341.35	\$47.52
MTED - Trans Subs	SMITH ST. SUB	35300 - Station Equipment	Foundation - Equipment	\$1,430.35	\$1,382.56	\$47.79
MTED - Trans Subs	SMITH ST. SUB	35300 - Station Equipment	Structure	\$1,440.50	\$1,392.37	\$48.13
MTED - Trans Subs	SMITH ST. SUB	35300 - Station Equipment	Arrester, Lightning & Surge Protect	\$1,476.44	\$1,216.36	\$260.08
MTED - Trans Subs	SMITH ST. SUB	35300 - Station Equipment	Controls and Instrumentation	\$1,493.49	\$1,441.05	\$52.44
MTED - Trans Subs	SMITH ST. SUB	35300 - Station Equipment	Conduit/Duct System	\$1,508.99	\$1,462.13	\$46.86
MTED - Trans Subs	SMITH ST. SUB	35300 - Station Equipment	Conduit/Duct System	\$1,530.75	\$1,479.60	\$51.15
MTED - Trans Subs	SMITH ST. SUB	35300 - Station Equipment	Wiring	\$1,553.74	\$689.04	\$864.70
MTED - Trans Subs	SMITH ST. SUB	35300 - Station Equipment	Circuit Breaker	\$1,569.38	\$1,481.17	\$88.21
MTED - Trans Subs	SMITH ST. SUB	35300 - Station Equipment	Battery System	\$1,612.27	\$910.01	\$702.26
MTED - Trans Subs	SMITH ST. SUB	35300 - Station Equipment	Grounding System, Station	\$1,692.33	\$1,499.56	\$192.77
MTED - Trans Subs	SMITH ST. SUB	35300 - Station Equipment	Capacitor Bank	\$1,810.98	\$566.82	\$1,244.16
MTED - Trans Subs	SMITH ST. SUB	35300 - Station Equipment	Controls and Instrumentation	\$1,853.50	\$984.43	\$869.07
MTED - Trans Subs	SMITH ST. SUB	35300 - Station Equipment	Controls and Instrumentation	\$1,863.83	\$1,800.06	\$63.77
MTED - Trans Subs	SMITH ST. SUB	35300 - Station Equipment	Arrester, Lightning & Surge Protect	\$1,906.28	\$740.46	\$1,165.82
MTED - Trans Subs	SMITH ST. SUB	35300 - Station Equipment	Grounding System, Station	\$1,913.80	\$1,806.23	\$107.57
MTED - Trans Subs	SMITH ST. SUB	35300 - Station Equipment	Wiring	\$2,010.98	\$1,033.79	\$977.19
MTED - Trans Subs	SMITH ST. SUB	35300 - Station Equipment	Controls and Instrumentation	\$2,021.67	\$1,764.26	\$257.41
MTED - Trans Subs	SMITH ST. SUB	35300 - Station Equipment	Wiring	\$2,055.22	\$1,320.50	\$734.72
MTED - Trans Subs	SMITH ST. SUB	35300 - Station Equipment	Controls and Instrumentation	\$2,093.96	\$2,028.94	\$65.02
MTED - Trans Subs	SMITH ST. SUB	35300 - Station Equipment	Capacitor Bank	\$2,120.70	\$704.12	\$1,416.58
MTED - Trans Subs	SMITH ST. SUB	35300 - Station Equipment	Switch	\$2,160.00	\$1,869.37	\$290.63
MTED - Trans Subs	SMITH ST. SUB	35300 - Station Equipment	Transformer, Power	\$2,178.95	\$2,072.74	\$106.21
MTED - Trans Subs	SMITH ST. SUB	35300 - Station Equipment	Transformer, Power	\$2,183.06	\$1,496.29	\$686.77
MTED - Trans Subs	SMITH ST. SUB	35300 - Station Equipment	Foundation - Equipment	\$2,210.48	\$1,602.84	\$607.64
MTED - Trans Subs	SMITH ST. SUB	35300 - Station Equipment	Wiring	\$2,215.96	\$1,518.84	\$697.12
MTED - Trans Subs	SMITH ST. SUB	35300 - Station Equipment	Transformer, Power	\$2,261.72	\$2,077.51	\$184.21
MTED - Trans Subs	SMITH ST. SUB	35300 - Station Equipment	Arrester, Lightning & Surge Protect	\$2,371.41	\$2,238.12	\$133.29
MTED - Trans Subs	SMITH ST. SUB	35300 - Station Equipment	Wiring	\$2,382.76	\$2,111.34	\$271.42
MTED - Trans Subs	SMITH ST. SUB	35300 - Station Equipment	Wiring	\$2,384.83	\$1,815.94	\$568.89
MTED - Trans Subs	SMITH ST. SUB	35300 - Station Equipment	Wiring	\$2,386.61	\$2,312.50	\$74.11
MTED - Trans Subs	SMITH ST. SUB	35300 - Station Equipment	Controls and Instrumentation	\$2,388.96	\$1,387.17	\$1,001.79
MTED - Trans Subs	SMITH ST. SUB	35300 - Station Equipment	Arrester, Lightning & Surge Protect	\$2,424.03	\$1,845.79	\$578.24
MTED - Trans Subs	SMITH ST. SUB	35300 - Station Equipment	Conduit/Duct System	\$2,424.77	\$2,348.32	\$76.45
MTED - Trans Subs	SMITH ST. SUB	35300 - Station Equipment	Carrier Equipment System	\$2,528.63	\$2,256.28	\$272.35
MTED - Trans Subs	SMITH ST. SUB	35300 - Station Equipment	Conduit/Duct System	\$2,617.02	\$2,224.25	\$392.77
MTED - Trans Subs	SMITH ST. SUB	35300 - Station Equipment	Transformer, Instrument	\$2,627.73	\$1,567.68	\$1,060.05
MTED - Trans Subs	SMITH ST. SUB	35300 - Station Equipment	Wiring	\$2,691.86	\$1,917.27	\$774.59
MTED - Trans Subs	SMITH ST. SUB	35300 - Station Equipment	Arrester, Lightning & Surge Protect	\$2,963.05	\$2,768.81	\$194.24
MTED - Trans Subs	SMITH ST. SUB	35300 - Station Equipment	Controls and Instrumentation	\$2,974.69	\$2,363.03	\$611.66
MTED - Trans Subs	SMITH ST. SUB	35300 - Station Equipment	Wiring	\$2,999.49	\$2,899.26	\$100.23
MTED - Trans Subs	SMITH ST. SUB	35300 - Station Equipment	Wiring	\$3,107.41	\$3,001.09	\$106.32
MTED - Trans Subs	SMITH ST. SUB	35300 - Station Equipment	Wiring	\$3,139.63	\$2,194.63	\$945.00

Major Location	Asset Location	Utility Account	Asset Retirement Unit	Book Cost	Allocated Reserve	Net Book Value
MTED - Trans Subs	SMITH ST. SUB	35300 - Station Equipment	Wiring	\$3,163.15	\$2,479.24	\$683.91
MTED - Trans Subs	SMITH ST. SUB	35300 - Station Equipment	Transformer, Power	\$3,177.89	\$2,455.91	\$721.98
MTED - Trans Subs	SMITH ST. SUB	35300 - Station Equipment	Switch	\$3,180.07	\$2,619.89	\$560.18
MTED - Trans Subs	SMITH ST. SUB	35300 - Station Equipment	Controls and Instrumentation	\$3,188.98	\$1,297.77	\$1,891.21
MTED - Trans Subs	SMITH ST. SUB	35300 - Station Equipment	Carrier Equipment System	\$3,227.89	\$2,716.59	\$511.30
MTED - Trans Subs	SMITH ST. SUB	35300 - Station Equipment	Conduit/Duct System	\$3,405.41	\$2,805.53	\$599.88
MTED - Trans Subs	SMITH ST. SUB	35300 - Station Equipment	Controls and Instrumentation	\$3,445.06	\$2,928.02	\$517.04
MTED - Trans Subs	SMITH ST. SUB	35300 - Station Equipment	Wiring	\$3,639.18	\$1,807.82	\$1,831.36
MTED - Trans Subs	SMITH ST. SUB	35300 - Station Equipment	Battery System	\$3,792.00	\$2,700.84	\$1,091.16
MTED - Trans Subs	SMITH ST. SUB	35300 - Station Equipment	Arrester, Lightning & Surge Protect	\$3,899.14	\$3,544.18	\$354.96
MTED - Trans Subs	SMITH ST. SUB	35300 - Station Equipment	Controls and Instrumentation	\$4,028.02	\$1,713.14	\$2,314.88
MTED - Trans Subs	SMITH ST. SUB	35300 - Station Equipment	Conduit/Duct System	\$4,044.01	\$3,816.71	\$227.30
MTED - Trans Subs	SMITH ST. SUB	35300 - Station Equipment	Switchgear	\$4,488.98	\$3,815.26	\$673.72
MTED - Trans Subs	SMITH ST. SUB	35300 - Station Equipment	Controls and Instrumentation	\$4,611.73	\$4,056.27	\$555.46
MTED - Trans Subs	SMITH ST. SUB	35300 - Station Equipment	Conduit/Duct System	\$4,853.35	\$4,235.40	\$617.95
MTED - Trans Subs	SMITH ST. SUB	35300 - Station Equipment	Transformer, Power	\$4,893.72	\$3,485.54	\$1,408.18
MTED - Trans Subs	SMITH ST. SUB	35300 - Station Equipment	Switch	\$4,894.44	\$4,159.87	\$734.57
MTED - Trans Subs	SMITH ST. SUB	35300 - Station Equipment	Controls and Instrumentation	\$5,080.73	\$4,618.20	\$462.53
MTED - Trans Subs	SMITH ST. SUB	35300 - Station Equipment	Switch	\$5,126.81	\$4,660.08	\$466.73
MTED - Trans Subs	SMITH ST. SUB	35300 - Station Equipment	Controls and Instrumentation	\$5,150.12	\$4,978.02	\$172.10
MTED - Trans Subs	SMITH ST. SUB	35300 - Station Equipment	Controls and Instrumentation	\$5,243.41	\$5,084.67	\$158.74
MTED - Trans Subs	SMITH ST. SUB	35300 - Station Equipment	Controls and Instrumentation	\$5,475.28	\$2,623.88	\$2,851.40
MTED - Trans Subs	SMITH ST. SUB	35300 - Station Equipment	Transformer, Instrument	\$5,647.36	\$5,472.01	\$175.35
MTED - Trans Subs	SMITH ST. SUB	35300 - Station Equipment	Transformer, Instrument	\$5,853.79	\$3,207.36	\$2,646.43
MTED - Trans Subs	SMITH ST. SUB	35300 - Station Equipment	Carrier Equipment System	\$6,040.00	\$2,894.50	\$3,145.50
MTED - Trans Subs	SMITH ST. SUB	35300 - Station Equipment	Carrier Equipment System	\$6,057.39	\$5,716.91	\$340.48
MTED - Trans Subs	SMITH ST. SUB	35300 - Station Equipment	Carrier Equipment System	\$6,523.08	\$5,374.01	\$1,149.07
MTED - Trans Subs	SMITH ST. SUB	35300 - Station Equipment	Carrier Equipment System	\$6,677.00	\$4,841.55	\$1,835.45
MTED - Trans Subs	SMITH ST. SUB	35300 - Station Equipment	Wiring	\$6,745.30	\$5,886.46	\$858.84
MTED - Trans Subs	SMITH ST. SUB	35300 - Station Equipment	Carrier Equipment System	\$6,833.24	\$6,211.17	\$622.07
MTED - Trans Subs	SMITH ST. SUB	35300 - Station Equipment	Controls and Instrumentation	\$7,102.91	\$3,528.48	\$3,574.43
MTED - Trans Subs	SMITH ST. SUB	35300 - Station Equipment	Bus	\$7,163.41	\$1,277.42	\$5,885.99
MTED - Trans Subs	SMITH ST. SUB	35300 - Station Equipment	Conduit	\$7,184.17	\$1,281.12	\$5,903.05
MTED - Trans Subs	SMITH ST. SUB	35300 - Station Equipment	Transformer, Instrument	\$7,243.65	\$3,847.26	\$3,396.39
MTED - Trans Subs	SMITH ST. SUB	35300 - Station Equipment	Wiring	\$7,525.72	\$5,053.19	\$2,472.53
MTED - Trans Subs	SMITH ST. SUB	35300 - Station Equipment	Circuit Breaker	\$8,003.57	\$5,374.04	\$2,629.53
MTED - Trans Subs	SMITH ST. SUB	35300 - Station Equipment	Conduit/Duct System	\$8,112.52	\$7,238.75	\$873.77
MTED - Trans Subs	SMITH ST. SUB	35300 - Station Equipment	Wiring	\$8,314.30	\$7,418.81	\$895.49
MTED - Trans Subs	SMITH ST. SUB	35300 - Station Equipment	Wiring	\$8,327.99	\$6,435.96	\$1,892.03
MTED - Trans Subs	SMITH ST. SUB	35300 - Station Equipment	Non-Unitized	\$8,349.53	\$536.18	\$7,813.35
MTED - Trans Subs	SMITH ST. SUB	35300 - Station Equipment	Foundation - Equipment	\$8,687.50	\$8,199.19	\$488.31
MTED - Trans Subs	SMITH ST. SUB	35300 - Station Equipment	Battery System	\$9,056.96	\$2,834.75	\$6,222.21
MTED - Trans Subs	SMITH ST. SUB	35300 - Station Equipment	Controls and Instrumentation	\$9,175.34	\$6,029.60	\$3,145.74
MTED - Trans Subs	SMITH ST. SUB	35300 - Station Equipment	Foundation - Equipment	\$9,231.70	\$8,391.27	\$840.43
MTED - Trans Subs	SMITH ST. SUB	35300 - Station Equipment	Wiring	\$9,246.84	\$7,859.05	\$1,387.79
MTED - Trans Subs	SMITH ST. SUB	35300 - Station Equipment	Battery System	\$9,496.12	\$4,717.35	\$4,778.77
MTED - Trans Subs	SMITH ST. SUB	35300 - Station Equipment	Wiring	\$9,548.63	\$8,398.54	\$1,150.09

Major Location	Asset Location	Utility Account	Asset Retirement Unit	Book Cost	Allocated Reserve	Net Book Value
MTED - Trans Subs	SMITH ST. SUB	35300 - Station Equipment	Minor Station Equipment	\$9,601.45	\$4,935.82	\$4,665.63
MTED - Trans Subs	SMITH ST. SUB	35300 - Station Equipment	Bus-Insulators	\$10,497.46	\$1,871.96	\$8,625.50
MTED - Trans Subs	SMITH ST. SUB	35300 - Station Equipment	Structure	\$10,616.45	\$10,286.81	\$329.64
MTED - Trans Subs	SMITH ST. SUB	35300 - Station Equipment	Controls and Instrumentation	\$11,280.22	\$5,798.83	\$5,481.39
MTED - Trans Subs	SMITH ST. SUB	35300 - Station Equipment	Switch	\$11,307.25	\$10,089.40	\$1,217.85
MTED - Trans Subs	SMITH ST. SUB	35300 - Station Equipment	Wiring	\$11,396.74	\$8,263.88	\$3,132.86
MTED - Trans Subs	SMITH ST. SUB	35300 - Station Equipment	Circuit Breaker	\$11,508.40	\$9,481.12	\$2,027.28
MTED - Trans Subs	SMITH ST. SUB	35300 - Station Equipment	Transformer, Instrument	\$11,531.12	\$7,742.64	\$3,788.48
MTED - Trans Subs	SMITH ST. SUB	35300 - Station Equipment	Capacitor Bank	\$11,642.76	\$4,305.04	\$7,337.72
MTED - Trans Subs	SMITH ST. SUB	35300 - Station Equipment	Controls and Instrumentation	\$12,041.66	\$8,576.64	\$3,465.02
MTED - Trans Subs	SMITH ST. SUB	35300 - Station Equipment	Relays	\$12,339.78	\$1,491.06	\$10,848.72
MTED - Trans Subs	SMITH ST. SUB	35300 - Station Equipment	Arrester, Lightning & Surge Protect	\$12,980.71	\$5,756.66	\$7,224.05
MTED - Trans Subs	SMITH ST. SUB	35300 - Station Equipment	Conduit/Duct System	\$13,377.99	\$9,700.50	\$3,677.49
MTED - Trans Subs	SMITH ST. SUB	35300 - Station Equipment	Controls and Instrumentation	\$13,402.19	\$11,162.80	\$2,239.39
MTED - Trans Subs	SMITH ST. SUB	35300 - Station Equipment	Structure	\$14,230.04	\$12,934.58	\$1,295.46
MTED - Trans Subs	SMITH ST. SUB	35300 - Station Equipment	Conduit/Duct System	\$14,337.22	\$13,032.01	\$1,305.21
MTED - Trans Subs	SMITH ST. SUB	35300 - Station Equipment	Controls and Instrumentation	\$14,534.46	\$8,898.31	\$5,636.15
MTED - Trans Subs	SMITH ST. SUB	35300 - Station Equipment	Controls and Instrumentation	\$16,533.46	\$15,604.15	\$929.31
MTED - Trans Subs	SMITH ST. SUB	35300 - Station Equipment	Controls and Instrumentation	\$16,569.66	\$9,352.37	\$7,217.29
MTED - Trans Subs	SMITH ST. SUB	35300 - Station Equipment	Controls and Instrumentation	\$16,614.80	\$7,666.98	\$8,947.82
MTED - Trans Subs	SMITH ST. SUB	35300 - Station Equipment	Switch	\$16,648.17	\$15,712.41	\$935.76
MTED - Trans Subs	SMITH ST. SUB	35300 - Station Equipment	Non-Unitized	\$16,673.87	\$1,383.23	\$15,290.64
MTED - Trans Subs	SMITH ST. SUB	35300 - Station Equipment	Controls and Instrumentation	\$17,885.85	\$9,799.86	\$8,085.99
MTED - Trans Subs	SMITH ST. SUB	35300 - Station Equipment	Transformer, Power	\$18,670.71	\$15,022.11	\$3,648.60
MTED - Trans Subs	SMITH ST. SUB	35300 - Station Equipment	Wiring	\$18,929.43	\$17,206.15	\$1,723.28
MTED - Trans Subs	SMITH ST. SUB	35300 - Station Equipment	Circuit Breaker	\$20,956.27	\$19,048.48	\$1,907.79
MTED - Trans Subs	SMITH ST. SUB	35300 - Station Equipment	Controls and Instrumentation	\$21,078.81	\$17,365.66	\$3,713.15
MTED - Trans Subs	SMITH ST. SUB	35300 - Station Equipment	Wiring	\$21,367.74	\$20,166.70	\$1,201.04
MTED - Trans Subs	SMITH ST. SUB	35300 - Station Equipment	Grounding System, Station	\$23,326.14	\$16,913.99	\$6,412.15
MTED - Trans Subs	SMITH ST. SUB	35300 - Station Equipment	Structure	\$23,691.31	\$22,359.66	\$1,331.65
MTED - Trans Subs	SMITH ST. SUB	35300 - Station Equipment	Controls and Instrumentation	\$26,481.49	\$23,629.29	\$2,852.20
MTED - Trans Subs	SMITH ST. SUB	35300 - Station Equipment	Wiring	\$26,879.52	\$21,626.77	\$5,252.75
MTED - Trans Subs	SMITH ST. SUB	35300 - Station Equipment	Carrier Equipment System	\$27,242.65	\$11,086.48	\$16,156.17
MTED - Trans Subs	SMITH ST. SUB	35300 - Station Equipment	Foundation - Equipment	\$28,719.63	\$5,121.43	\$23,598.20
MTED - Trans Subs	SMITH ST. SUB	35300 - Station Equipment	Arrester, Lightning Mass	\$31,253.44	\$1,426.18	\$29,827.26
MTED - Trans Subs	SMITH ST. SUB	35300 - Station Equipment	Wiring	\$32,212.69	\$26,538.24	\$5,674.45
MTED - Trans Subs	SMITH ST. SUB	35300 - Station Equipment	Non-Unitized	\$32,314.91	\$879.87	\$31,435.04
MTED - Trans Subs	SMITH ST. SUB	35300 - Station Equipment	Transformer, Power	\$33,253.64	\$27,986.21	\$5,267.43
MTED - Trans Subs	SMITH ST. SUB	35300 - Station Equipment	Equipment Spill and Leakage System	\$35,661.51	\$2,958.39	\$32,703.12
MTED - Trans Subs	SMITH ST. SUB	35300 - Station Equipment	Conduit/Duct System	\$35,903.92	\$18,457.14	\$17,446.78
MTED - Trans Subs	SMITH ST. SUB	35300 - Station Equipment	Transformer, Power	\$36,724.25	\$31,504.50	\$5,219.75
MTED - Trans Subs	SMITH ST. SUB	35300 - Station Equipment	Capacitor Bank	\$37,108.01	\$13,023.09	\$24,084.92
MTED - Trans Subs	SMITH ST. SUB	35300 - Station Equipment	Switch	\$37,942.19	\$3,147.59	\$34,794.60
MTED - Trans Subs	SMITH ST. SUB	35300 - Station Equipment	Transformer, Power	\$40,505.67	\$17,963.36	\$22,542.31
MTED - Trans Subs	SMITH ST. SUB	35300 - Station Equipment	Controls and Instrumentation	\$46,721.04	\$32,023.07	\$14,697.97
MTED - Trans Subs	SMITH ST. SUB	35300 - Station Equipment	Non-Unitized	\$49,967.39	\$2,280.15	\$47,687.24
MTED - Trans Subs	SMITH ST. SUB	35300 - Station Equipment	Wiring	\$52,147.18	\$41,424.65	\$10,722.53

Major Location	Asset Location	Utility Account	Asset Retirement Unit	Book Cost	Allocated Reserve	Net Book Value
MTED - Trans Subs	SMITH ST. SUB	35300 - Station Equipment	Controls and Instrumentation	\$59,462.16	\$43,116.53	\$16,345.63
MTED - Trans Subs	SMITH ST. SUB	35300 - Station Equipment	Grounding System, Station	\$75,847.33	\$68,544.96	\$7,302.37
MTED - Trans Subs	SMITH ST. SUB	35300 - Station Equipment	Non-Unitized	\$77,223.06	\$696.70	\$76,526.36
MTED - Trans Subs	SMITH ST. SUB	35300 - Station Equipment	RTU - SCADA	\$82,561.82	\$5,301.80	\$77,260.02
MTED - Trans Subs	SMITH ST. SUB	35300 - Station Equipment	Circuit Breaker	\$89,670.83	\$24,631.54	\$65,039.29
MTED - Trans Subs	SMITH ST. SUB	35300 - Station Equipment	Transformer, Power	\$94,809.93	\$84,598.38	\$10,211.55
MTED - Trans Subs	SMITH ST. SUB	35300 - Station Equipment	Circuit Breaker	\$106,600.84	\$82,382.28	\$24,218.56
MTED - Trans Subs	SMITH ST. SUB	35300 - Station Equipment	Switchgear	\$112,181.55	\$53,759.84	\$58,421.71
MTED - Trans Subs	SMITH ST. SUB	35300 - Station Equipment	Circuit Breaker	\$124,712.98	\$36,649.95	\$88,063.03
MTED - Trans Subs	SMITH ST. SUB	35300 - Station Equipment	Transformer, Power	\$228,936.73	\$208,095.01	\$20,841.72
MTED - Trans Subs	SMITH ST. SUB	35300 - Station Equipment	Transformer, Power	\$246,824.09	\$44,014.92	\$202,809.17
MTED - Trans Subs	SMITH ST. SUB	35300 - Station Equipment	Circuit Breaker	\$251,000.27	\$30,329.35	\$220,670.92
MTED - Trans Subs	SMITH ST. SUB	35300 - Station Equipment	Transformer, Power	\$343,027.20	\$54,574.39	\$288,452.81
MTED - Trans Subs	SMITH ST. SUB	35300 - Station Equipment	Transformer, Power	\$849,850.49	\$233,444.15	\$616,406.34
	SMITH ST. SUB Total			\$4,236,596.86	\$1,888,678.29	\$2,347,918.57
MTED - Dist Subs	SOUTH HAMBURG SUB	35300 - Station Equipment	Non-Unitized	\$2,976.54	\$81.04	\$2,895.50
	SOUTH HAMBURG SUB Total			\$2,976.54	\$81.04	\$2,895.50
MTED - Trans Subs	SOUTH LEBANON SUB	35300 - Station Equipment	Circuit Breaker	(\$33,629.96)	(\$8,590.80)	(\$25,039.16)
MTED - Trans Subs	SOUTH LEBANON SUB	35300 - Station Equipment	Non-Unitized	(\$5,753.41)	(\$369.46)	(\$5,383.95)
MTED - Trans Subs	SOUTH LEBANON SUB	35300 - Station Equipment	Carrier Transmitter/Receiver Assemb	(\$4,569.32)	(\$552.13)	(\$4,017.19)
MTED - Trans Subs	SOUTH LEBANON SUB	35300 - Station Equipment	Relaying Equipment	(\$508.88)	(\$61.49)	(\$447.39)
MTED - Trans Subs	SOUTH LEBANON SUB	35300 - Station Equipment	Non-Unitized	(\$16.14)	(\$0.44)	(\$15.70)
MTED - Trans Subs	SOUTH LEBANON SUB	35300 - Station Equipment	Relays	(\$2.42)	(\$0.29)	(\$2.13)
MTED - Trans Subs	SOUTH LEBANON SUB	35300 - Station Equipment	Grounding System, Station	\$30.84	\$27.87	\$2.97
MTED - Trans Subs	SOUTH LEBANON SUB	35300 - Station Equipment	Wiring	\$33.56	\$31.85	\$1.71
MTED - Trans Subs	SOUTH LEBANON SUB	35300 - Station Equipment	Foundation - Equipment	\$34.87	\$28.40	\$6.47
MTED - Trans Subs	SOUTH LEBANON SUB	35300 - Station Equipment	Office Furniture	\$35.82	\$33.20	\$2.62
MTED - Trans Subs	SOUTH LEBANON SUB	35300 - Station Equipment	Grounding System, Station	\$36.50	\$33.36	\$3.14
MTED - Trans Subs	SOUTH LEBANON SUB	35300 - Station Equipment	Office Furniture	\$41.15	\$39.87	\$1.28
MTED - Trans Subs	SOUTH LEBANON SUB	35300 - Station Equipment	Office Furniture	\$41.40	\$39.98	\$1.42
MTED - Trans Subs	SOUTH LEBANON SUB	35300 - Station Equipment	Wiring	\$53.93	\$39.78	\$14.15
MTED - Trans Subs	SOUTH LEBANON SUB	35300 - Station Equipment	Foundation - Equipment	\$65.33	\$51.20	\$14.13
MTED - Trans Subs	SOUTH LEBANON SUB	35300 - Station Equipment	Conduit/Duct System	\$68.89	\$54.73	\$14.16
MTED - Trans Subs	SOUTH LEBANON SUB	35300 - Station Equipment	Office Furniture	\$70.41	\$68.30	\$2.11
MTED - Trans Subs	SOUTH LEBANON SUB	35300 - Station Equipment	Conduit/Duct System	\$78.59	\$53.86	\$24.73
MTED - Trans Subs	SOUTH LEBANON SUB	35300 - Station Equipment	Battery System	\$81.89	\$68.21	\$13.68
MTED - Trans Subs	SOUTH LEBANON SUB	35300 - Station Equipment	Conduit/Duct System	\$85.77	\$81.18	\$4.59
MTED - Trans Subs	SOUTH LEBANON SUB	35300 - Station Equipment	Grounding System, Station	\$101.01	\$97.47	\$3.54
MTED - Trans Subs	SOUTH LEBANON SUB	35300 - Station Equipment	Wiring	\$108.33	\$95.28	\$13.05
MTED - Trans Subs	SOUTH LEBANON SUB	35300 - Station Equipment	Wood Pole	\$114.35	\$89.63	\$24.72
MTED - Trans Subs	SOUTH LEBANON SUB	35300 - Station Equipment	Foundation - Equipment	\$114.40	\$108.82	\$5.58
MTED - Trans Subs	SOUTH LEBANON SUB	35300 - Station Equipment	Wiring	\$114.56	\$108.98	\$5.58
MTED - Trans Subs	SOUTH LEBANON SUB	35300 - Station Equipment	Conduit/Duct System	\$123.87	\$111.94	\$11.93
MTED - Trans Subs	SOUTH LEBANON SUB	35300 - Station Equipment	Office Furniture	\$153.50	\$116.89	\$36.61
MTED - Trans Subs	SOUTH LEBANON SUB	35300 - Station Equipment	Grounding System, Station	\$158.75	\$151.01	\$7.74
MTED - Trans Subs	SOUTH LEBANON SUB	35300 - Station Equipment	Structure	\$194.93	\$176.16	\$18.77
MTED - Trans Subs	SOUTH LEBANON SUB	35300 - Station Equipment	Office Furniture	\$197.92	\$191.68	\$6.24

Major Location	Asset Location	Utility Account	Asset Retirement Unit	Book Cost	Allocated Reserve	Net Book Value
MTED - Trans Subs	SOUTH LEBANON SUB	35300 - Station Equipment	Conduit/Duct System	\$198.92	\$189.22	\$9.70
MTED - Trans Subs	SOUTH LEBANON SUB	35300 - Station Equipment	Wiring	\$203.99	\$162.04	\$41.95
MTED - Trans Subs	SOUTH LEBANON SUB	35300 - Station Equipment	Conduit/Duct System	\$233.63	\$218.32	\$15.31
MTED - Trans Subs	SOUTH LEBANON SUB	35300 - Station Equipment	Wiring	\$246.24	\$221.16	\$25.08
MTED - Trans Subs	SOUTH LEBANON SUB	35300 - Station Equipment	Transformer, Instrument	\$251.16	\$209.20	\$41.96
MTED - Trans Subs	SOUTH LEBANON SUB	35300 - Station Equipment	Sump	\$264.99	\$21.98	\$243.01
MTED - Trans Subs	SOUTH LEBANON SUB	35300 - Station Equipment	Conduit/Duct System	\$267.59	\$200.62	\$66.97
MTED - Trans Subs	SOUTH LEBANON SUB	35300 - Station Equipment	Conduit/Duct System	\$276.44	\$252.64	\$23.80
MTED - Trans Subs	SOUTH LEBANON SUB	35300 - Station Equipment	Structure	\$296.54	\$241.50	\$55.04
MTED - Trans Subs	SOUTH LEBANON SUB	35300 - Station Equipment	Foundation - Equipment	\$303.15	\$279.79	\$23.36
MTED - Trans Subs	SOUTH LEBANON SUB	35300 - Station Equipment	Foundation - Equipment	\$338.67	\$300.10	\$38.57
MTED - Trans Subs	SOUTH LEBANON SUB	35300 - Station Equipment	Battery System	\$353.43	\$317.45	\$35.98
MTED - Trans Subs	SOUTH LEBANON SUB	35300 - Station Equipment	Grounding System, Station	\$378.52	\$335.41	\$43.11
MTED - Trans Subs	SOUTH LEBANON SUB	35300 - Station Equipment	Equipment Enclosure	\$379.12	\$367.17	\$11.95
MTED - Trans Subs	SOUTH LEBANON SUB	35300 - Station Equipment	Arrester, Lightning & Surge Protect	\$390.15	\$360.08	\$30.07
MTED - Trans Subs	SOUTH LEBANON SUB	35300 - Station Equipment	Grounding System, Station	\$432.58	\$402.67	\$29.91
MTED - Trans Subs	SOUTH LEBANON SUB	35300 - Station Equipment	Grounding System, Station	\$446.97	\$417.67	\$29.30
MTED - Trans Subs	SOUTH LEBANON SUB	35300 - Station Equipment	Foundation - Equipment	\$473.93	\$381.31	\$92.62
MTED - Trans Subs	SOUTH LEBANON SUB	35300 - Station Equipment	Conduit/Duct System	\$483.72	\$446.43	\$37.29
MTED - Trans Subs	SOUTH LEBANON SUB	35300 - Station Equipment	Foundation - Equipment	\$487.80	\$440.84	\$46.96
MTED - Trans Subs	SOUTH LEBANON SUB	35300 - Station Equipment	Conduit/Duct System	\$494.48	\$407.38	\$87.10
MTED - Trans Subs	SOUTH LEBANON SUB	35300 - Station Equipment	Battery System	\$514.64	\$391.87	\$122.77
MTED - Trans Subs	SOUTH LEBANON SUB	35300 - Station Equipment	Conduit/Duct System	\$573.27	\$521.08	\$52.19
MTED - Trans Subs	SOUTH LEBANON SUB	35300 - Station Equipment	Foundation - Equipment	\$577.12	\$475.46	\$101.66
MTED - Trans Subs	SOUTH LEBANON SUB	35300 - Station Equipment	Equipment Protective Lighting & Pow	\$589.22	\$250.60	\$338.62
MTED - Trans Subs	SOUTH LEBANON SUB	35300 - Station Equipment	Conduit/Duct System	\$625.63	\$321.62	\$304.01
MTED - Trans Subs	SOUTH LEBANON SUB	35300 - Station Equipment	Structure	\$637.41	\$499.60	\$137.81
MTED - Trans Subs	SOUTH LEBANON SUB	35300 - Station Equipment	Transformer, Instrument	\$700.88	\$460.59	\$240.29
MTED - Trans Subs	SOUTH LEBANON SUB	35300 - Station Equipment	Grounding System, Station	\$735.85	\$679.14	\$56.71
MTED - Trans Subs	SOUTH LEBANON SUB	35300 - Station Equipment	Wiring	\$814.48	\$736.06	\$78.42
MTED - Trans Subs	SOUTH LEBANON SUB	35300 - Station Equipment	Switch	\$827.41	\$787.08	\$40.33
MTED - Trans Subs	SOUTH LEBANON SUB	35300 - Station Equipment	Grounding System, Station	\$846.62	\$697.49	\$149.13
MTED - Trans Subs	SOUTH LEBANON SUB	35300 - Station Equipment	Battery System	\$871.43	\$402.13	\$469.30
MTED - Trans Subs	SOUTH LEBANON SUB	35300 - Station Equipment	Wiring	\$873.43	\$793.91	\$79.52
MTED - Trans Subs	SOUTH LEBANON SUB	35300 - Station Equipment	Conduit/Duct System	\$878.07	\$778.05	\$100.02
MTED - Trans Subs	SOUTH LEBANON SUB	35300 - Station Equipment	Wiring	\$882.09	\$854.28	\$27.81
MTED - Trans Subs	SOUTH LEBANON SUB	35300 - Station Equipment	Controls and Instrumentation	\$917.60	\$653.56	\$264.04
MTED - Trans Subs	SOUTH LEBANON SUB	35300 - Station Equipment	Foundation - Equipment	\$966.85	\$936.37	\$30.48
MTED - Trans Subs	SOUTH LEBANON SUB	35300 - Station Equipment	Misc Tools & Equipment	\$1,223.42	\$931.58	\$291.84
MTED - Trans Subs	SOUTH LEBANON SUB	35300 - Station Equipment	Carrier Equipment System	\$1,232.75	\$1,026.77	\$205.98
MTED - Trans Subs	SOUTH LEBANON SUB	35300 - Station Equipment	Switch	\$1,250.32	\$1,129.94	\$120.38
MTED - Trans Subs	SOUTH LEBANON SUB	35300 - Station Equipment	Transformer, Power	\$1,336.45	\$1,113.14	\$223.31
MTED - Trans Subs	SOUTH LEBANON SUB	35300 - Station Equipment	Controls and Instrumentation	\$1,366.66	\$1,056.17	\$310.49
MTED - Trans Subs	SOUTH LEBANON SUB	35300 - Station Equipment	Controls and Instrumentation	\$1,404.51	\$837.92	\$566.59
MTED - Trans Subs	SOUTH LEBANON SUB	35300 - Station Equipment	Grounding System, Station	\$1,413.66	\$1,369.08	\$44.58
MTED - Trans Subs	SOUTH LEBANON SUB	35300 - Station Equipment	Conduit/Duct System	\$1,464.48	\$1,192.67	\$271.81
MTED - Trans Subs	SOUTH LEBANON SUB	35300 - Station Equipment	Battery System	\$1,487.01	\$123.35	\$1,363.66

Major Location	Asset Location	Utility Account	Asset Retirement Unit	Book Cost	Allocated Reserve	Net Book Value
MTED - Trans Subs	SOUTH LEBANON SUB	35300 - Station Equipment	Switch	\$1,534.47	\$1,378.22	\$156.25
MTED - Trans Subs	SOUTH LEBANON SUB	35300 - Station Equipment	Transformer, Power	\$1,569.20	\$219.57	\$1,349.63
MTED - Trans Subs	SOUTH LEBANON SUB	35300 - Station Equipment	Structure	\$1,569.46	\$1,492.95	\$76.51
MTED - Trans Subs	SOUTH LEBANON SUB	35300 - Station Equipment	Carrier Equipment System	\$1,580.18	\$917.54	\$662.64
MTED - Trans Subs	SOUTH LEBANON SUB	35300 - Station Equipment	Switch	\$1,608.59	\$441.86	\$1,166.73
MTED - Trans Subs	SOUTH LEBANON SUB	35300 - Station Equipment	Controls and Instrumentation	\$1,697.73	\$1,272.81	\$424.92
MTED - Trans Subs	SOUTH LEBANON SUB	35300 - Station Equipment	Controls and Instrumentation	\$1,852.66	\$1,075.76	\$776.90
MTED - Trans Subs	SOUTH LEBANON SUB	35300 - Station Equipment	Wiring	\$1,993.92	\$1,766.80	\$227.12
MTED - Trans Subs	SOUTH LEBANON SUB	35300 - Station Equipment	Switch	\$2,203.15	\$1,794.26	\$408.89
MTED - Trans Subs	SOUTH LEBANON SUB	35300 - Station Equipment	Grounding System, Station	\$2,233.57	\$1,797.09	\$436.48
MTED - Trans Subs	SOUTH LEBANON SUB	35300 - Station Equipment	Switchgear	\$2,275.13	\$1,783.22	\$491.91
MTED - Trans Subs	SOUTH LEBANON SUB	35300 - Station Equipment	Switch	\$2,386.35	\$1,965.99	\$420.36
MTED - Trans Subs	SOUTH LEBANON SUB	35300 - Station Equipment	Transformer, Power	\$2,405.39	\$1,958.95	\$446.44
MTED - Trans Subs	SOUTH LEBANON SUB	35300 - Station Equipment	Switch	\$2,512.98	\$303.65	\$2,209.33
MTED - Trans Subs	SOUTH LEBANON SUB	35300 - Station Equipment	Grounding System, Station	\$2,524.11	\$2,055.64	\$468.47
MTED - Trans Subs	SOUTH LEBANON SUB	35300 - Station Equipment	Non-Unitized	\$2,568.76	\$69.94	\$2,498.82
MTED - Trans Subs	SOUTH LEBANON SUB	35300 - Station Equipment	Structure	\$2,646.29	\$2,442.33	\$203.96
MTED - Trans Subs	SOUTH LEBANON SUB	35300 - Station Equipment	Switch	\$2,948.48	\$1,615.50	\$1,332.98
MTED - Trans Subs	SOUTH LEBANON SUB	35300 - Station Equipment	Controls and Instrumentation	\$2,975.94	\$2,423.61	\$552.33
MTED - Trans Subs	SOUTH LEBANON SUB	35300 - Station Equipment	Grounding System, Station	\$3,294.11	\$2,581.89	\$712.22
MTED - Trans Subs	SOUTH LEBANON SUB	35300 - Station Equipment	Controls and Instrumentation	\$3,326.42	\$2,740.45	\$585.97
MTED - Trans Subs	SOUTH LEBANON SUB	35300 - Station Equipment	Transformer, Instrument	\$3,343.24	\$3,085.56	\$257.68
MTED - Trans Subs	SOUTH LEBANON SUB	35300 - Station Equipment	Wiring	\$3,433.24	\$2,828.46	\$604.78
MTED - Trans Subs	SOUTH LEBANON SUB	35300 - Station Equipment	Carrier Equipment System	\$3,756.94	\$2,241.36	\$1,515.58
MTED - Trans Subs	SOUTH LEBANON SUB	35300 - Station Equipment	Transformer, Instrument	\$3,795.11	\$1,474.15	\$2,320.96
MTED - Trans Subs	SOUTH LEBANON SUB	35300 - Station Equipment	Wiring	\$3,945.74	\$2,028.39	\$1,917.35
MTED - Trans Subs	SOUTH LEBANON SUB	35300 - Station Equipment	Transformer, Instrument	\$4,096.54	\$3,965.13	\$131.41
MTED - Trans Subs	SOUTH LEBANON SUB	35300 - Station Equipment	Controls and Instrumentation	\$4,148.49	\$2,899.84	\$1,248.65
MTED - Trans Subs	SOUTH LEBANON SUB	35300 - Station Equipment	Structure	\$4,721.08	\$3,889.43	\$831.65
MTED - Trans Subs	SOUTH LEBANON SUB	35300 - Station Equipment	Foundation - Equipment	\$5,024.17	\$4,184.67	\$839.50
MTED - Trans Subs	SOUTH LEBANON SUB	35300 - Station Equipment	Wiring	\$5,055.43	\$3,790.13	\$1,265.30
MTED - Trans Subs	SOUTH LEBANON SUB	35300 - Station Equipment	Structure	\$5,081.81	\$4,088.73	\$993.08
MTED - Trans Subs	SOUTH LEBANON SUB	35300 - Station Equipment	Conduit/Duct System	\$5,313.00	\$845.28	\$4,467.72
MTED - Trans Subs	SOUTH LEBANON SUB	35300 - Station Equipment	Battery Charger	\$5,449.21	\$554.93	\$4,894.28
MTED - Trans Subs	SOUTH LEBANON SUB	35300 - Station Equipment	Switch	\$5,498.95	\$4,424.35	\$1,074.60
MTED - Trans Subs	SOUTH LEBANON SUB	35300 - Station Equipment	Conduit/Duct System	\$5,677.46	\$5,498.46	\$179.00
MTED - Trans Subs	SOUTH LEBANON SUB	35300 - Station Equipment	Conduit	\$5,783.02	\$809.19	\$4,973.83
MTED - Trans Subs	SOUTH LEBANON SUB	35300 - Station Equipment	Circuit Breaker	\$5,949.36	\$4,530.15	\$1,419.21
MTED - Trans Subs	SOUTH LEBANON SUB	35300 - Station Equipment	Structure	\$6,180.88	\$5,148.10	\$1,032.78
MTED - Trans Subs	SOUTH LEBANON SUB	35300 - Station Equipment	Wiring	\$6,256.82	\$2,313.52	\$3,943.30
MTED - Trans Subs	SOUTH LEBANON SUB	35300 - Station Equipment	Wiring	\$6,283.89	\$4,307.04	\$1,976.85
MTED - Trans Subs	SOUTH LEBANON SUB	35300 - Station Equipment	Controls and Instrumentation	\$6,322.73	\$3,250.33	\$3,072.40
MTED - Trans Subs	SOUTH LEBANON SUB	35300 - Station Equipment	Wiring	\$6,601.28	\$5,376.10	\$1,225.18
MTED - Trans Subs	SOUTH LEBANON SUB	35300 - Station Equipment	Switch	\$6,678.37	\$1,062.51	\$5,615.86
MTED - Trans Subs	SOUTH LEBANON SUB	35300 - Station Equipment	Non-Unitized	\$6,755.84	\$60.95	\$6,694.89
MTED - Trans Subs	SOUTH LEBANON SUB	35300 - Station Equipment	Relays	\$6,797.69	\$563.92	\$6,233.77
MTED - Trans Subs	SOUTH LEBANON SUB	35300 - Station Equipment	Crossarm	\$7,036.39	\$850.23	\$6,186.16

Major Location	Asset Location	Utility Account	Asset Retirement Unit	Book Cost	Allocated Reserve	Net Book Value
MTED - Trans Subs	SOUTH LEBANON SUB	35300 - Station Equipment	Wiring	\$7,335.27	\$6,109.61	\$1,225.66
MTED - Trans Subs	SOUTH LEBANON SUB	35300 - Station Equipment	Controls and Instrumentation	\$7,695.91	\$6,113.47	\$1,582.44
MTED - Trans Subs	SOUTH LEBANON SUB	35300 - Station Equipment	Cable, Wiring	\$8,974.06	\$1,084.37	\$7,889.69
MTED - Trans Subs	SOUTH LEBANON SUB	35300 - Station Equipment	Disconnect Switch	\$9,141.75	\$2,861.29	\$6,280.46
MTED - Trans Subs	SOUTH LEBANON SUB	35300 - Station Equipment	Conduit/Duct System	\$9,338.00	\$7,513.19	\$1,824.81
MTED - Trans Subs	SOUTH LEBANON SUB	35300 - Station Equipment	Wiring	\$10,018.53	\$8,060.72	\$1,957.81
MTED - Trans Subs	SOUTH LEBANON SUB	35300 - Station Equipment	Controls and Instrumentation	\$10,340.25	\$8,104.56	\$2,235.69
MTED - Trans Subs	SOUTH LEBANON SUB	35300 - Station Equipment	Conduit/Duct System	\$10,361.13	\$8,120.93	\$2,240.20
MTED - Trans Subs	SOUTH LEBANON SUB	35300 - Station Equipment	Grounding System, Station	\$10,833.69	\$9,023.47	\$1,810.22
MTED - Trans Subs	SOUTH LEBANON SUB	35300 - Station Equipment	Non-Unitized	\$11,374.53	\$519.05	\$10,855.48
MTED - Trans Subs	SOUTH LEBANON SUB	35300 - Station Equipment	Arrester, Lightning & Surge Protect	\$11,432.16	\$8,705.05	\$2,727.11
MTED - Trans Subs	SOUTH LEBANON SUB	35300 - Station Equipment	Arrester, Lightning & Surge Protect	\$12,112.17	\$5,589.21	\$6,522.96
MTED - Trans Subs	SOUTH LEBANON SUB	35300 - Station Equipment	Grounding System, Station	\$12,605.98	\$5,817.09	\$6,788.89
MTED - Trans Subs	SOUTH LEBANON SUB	35300 - Station Equipment	Conduit/Duct System	\$12,780.48	\$5,897.61	\$6,882.87
MTED - Trans Subs	SOUTH LEBANON SUB	35300 - Station Equipment	Circuit Breaker	\$12,996.30	\$10,706.92	\$2,289.38
MTED - Trans Subs	SOUTH LEBANON SUB	35300 - Station Equipment	Carrier Equipment System	\$13,158.70	\$6,072.14	\$7,086.56
MTED - Trans Subs	SOUTH LEBANON SUB	35300 - Station Equipment	Conduit/Duct System	\$13,536.82	\$11,274.93	\$2,261.89
MTED - Trans Subs	SOUTH LEBANON SUB	35300 - Station Equipment	Cable, Wiring	\$13,688.16	\$4,284.28	\$9,403.88
MTED - Trans Subs	SOUTH LEBANON SUB	35300 - Station Equipment	Control Wiring	\$14,953.74	\$407.16	\$14,546.58
MTED - Trans Subs	SOUTH LEBANON SUB	35300 - Station Equipment	Transformer, Instrument	\$18,926.73	\$14,411.81	\$4,514.92
MTED - Trans Subs	SOUTH LEBANON SUB	35300 - Station Equipment	Controls and Instrumentation	\$19,179.96	\$8,850.68	\$10,329.28
MTED - Trans Subs	SOUTH LEBANON SUB	35300 - Station Equipment	Wiring	\$19,554.78	\$15,326.79	\$4,227.99
MTED - Trans Subs	SOUTH LEBANON SUB	35300 - Station Equipment	Foundation - Equipment	\$20,098.56	\$15,304.10	\$4,794.46
MTED - Trans Subs	SOUTH LEBANON SUB	35300 - Station Equipment	Controls and Instrumentation	\$20,208.66	\$16,831.97	\$3,376.69
MTED - Trans Subs	SOUTH LEBANON SUB	35300 - Station Equipment	Circuit Breaker	\$20,258.77	\$6,340.82	\$13,917.95
MTED - Trans Subs	SOUTH LEBANON SUB	35300 - Station Equipment	Controls and Instrumentation	\$25,197.39	\$10,254.15	\$14,943.24
MTED - Trans Subs	SOUTH LEBANON SUB	35300 - Station Equipment	Ground	\$26,365.93	\$8,252.31	\$18,113.62
MTED - Trans Subs	SOUTH LEBANON SUB	35300 - Station Equipment	Circuit Breaker	\$27,468.35	\$22,370.30	\$5,098.05
MTED - Trans Subs	SOUTH LEBANON SUB	35300 - Station Equipment	Carrier Equipment System	\$29,492.09	\$22,456.84	\$7,035.25
MTED - Trans Subs	SOUTH LEBANON SUB	35300 - Station Equipment	Circuit Breaker	\$30,487.80	\$15,145.30	\$15,342.50
MTED - Trans Subs	SOUTH LEBANON SUB	35300 - Station Equipment	Controls and Instrumentation	\$31,609.97	\$25,432.80	\$6,177.17
MTED - Trans Subs	SOUTH LEBANON SUB	35300 - Station Equipment	Battery Cell Assembly	\$34,398.59	\$3,503.05	\$30,895.54
MTED - Trans Subs	SOUTH LEBANON SUB	35300 - Station Equipment	Relays	\$37,138.20	\$1,694.72	\$35,443.48
MTED - Trans Subs	SOUTH LEBANON SUB	35300 - Station Equipment	Conduit/Duct System	\$37,535.17	\$28,581.26	\$8,953.91
MTED - Trans Subs	SOUTH LEBANON SUB	35300 - Station Equipment	Arresters and Surge Protectors	\$37,777.99	\$11,824.18	\$25,953.81
MTED - Trans Subs	SOUTH LEBANON SUB	35300 - Station Equipment	Transformer, Power	\$38,144.16	\$4,609.11	\$33,535.05
MTED - Trans Subs	SOUTH LEBANON SUB	35300 - Station Equipment	Controls and Instrumentation	\$38,778.19	\$14,338.65	\$24,439.54
MTED - Trans Subs	SOUTH LEBANON SUB	35300 - Station Equipment	Circuit Breaker	\$40,247.16	\$32,382.12	\$7,865.04
MTED - Trans Subs	SOUTH LEBANON SUB	35300 - Station Equipment	Bus	\$50,136.56	\$2,287.87	\$47,848.69
MTED - Trans Subs	SOUTH LEBANON SUB	35300 - Station Equipment	Switch	\$51,628.56	\$39,312.71	\$12,315.85
MTED - Trans Subs	SOUTH LEBANON SUB	35300 - Station Equipment	Transformer, Power	\$53,337.93	\$14,651.32	\$38,686.61
MTED - Trans Subs	SOUTH LEBANON SUB	35300 - Station Equipment	Minor Station Equipment	\$53,831.63	\$16,848.83	\$36,982.80
MTED - Trans Subs	SOUTH LEBANON SUB	35300 - Station Equipment	Arrester, Lightning & Surge Protect	\$56,770.91	\$4,709.58	\$52,061.33
MTED - Trans Subs	SOUTH LEBANON SUB	35300 - Station Equipment	Air Break	\$58,140.84	\$18,197.58	\$39,943.26
MTED - Trans Subs	SOUTH LEBANON SUB	35300 - Station Equipment	Wiring	\$64,632.79	\$49,214.82	\$15,417.97
MTED - Trans Subs	SOUTH LEBANON SUB	35300 - Station Equipment	Bus	\$67,362.69	\$10,717.16	\$56,645.53
MTED - Trans Subs	SOUTH LEBANON SUB	35300 - Station Equipment	Structure	\$74,321.23	\$56,592.11	\$17,729.12

Major Location	Asset Location	Utility Account	Asset Retirement Unit	Book Cost	Allocated Reserve	Net Book Value
MTED - Trans Subs	SOUTH LEBANON SUB	35300 - Station Equipment	Control Wiring	\$81,529.39	\$11,408.13	\$70,121.26
MTED - Trans Subs	SOUTH LEBANON SUB	35300 - Station Equipment	Structure	\$82,511.34	\$25,825.33	\$56,686.01
MTED - Trans Subs	SOUTH LEBANON SUB	35300 - Station Equipment	RTU - SCADA	\$82,561.82	\$5,301.80	\$77,260.02
MTED - Trans Subs	SOUTH LEBANON SUB	35300 - Station Equipment	Sump	\$84,213.18	\$13,398.01	\$70,815.17
MTED - Trans Subs	SOUTH LEBANON SUB	35300 - Station Equipment	Grounding System, Station	\$92,534.56	\$70,460.70	\$22,073.86
MTED - Trans Subs	SOUTH LEBANON SUB	35300 - Station Equipment	Wiring	\$108,147.12	\$49,904.98	\$58,242.14
MTED - Trans Subs	SOUTH LEBANON SUB	35300 - Station Equipment	Controls and Instrumentation	\$116,762.98	\$88,909.49	\$27,853.49
MTED - Trans Subs	SOUTH LEBANON SUB	35300 - Station Equipment	Circuit Breaker	\$130,841.64	\$102,552.04	\$28,289.60
MTED - Trans Subs	SOUTH LEBANON SUB	35300 - Station Equipment	Equipment Spill and Leakage System	\$134,300.82	\$61,973.72	\$72,327.10
MTED - Trans Subs	SOUTH LEBANON SUB	35300 - Station Equipment	Circuit Switcher	\$171,472.15	\$53,669.29	\$117,802.86
MTED - Trans Subs	SOUTH LEBANON SUB	35300 - Station Equipment	Relaying Equipment	\$182,598.39	\$4,971.78	\$177,626.61
MTED - Trans Subs	SOUTH LEBANON SUB	35300 - Station Equipment	Foundation - Equipment	\$190,272.94	\$59,553.77	\$130,719.17
MTED - Trans Subs	SOUTH LEBANON SUB	35300 - Station Equipment	Transformer, Power	\$201,327.97	\$32,030.55	\$169,297.42
MTED - Trans Subs	SOUTH LEBANON SUB	35300 - Station Equipment	Grounding Transformer	\$209,586.24	\$65,598.67	\$143,987.57
MTED - Trans Subs	SOUTH LEBANON SUB	35300 - Station Equipment	Transformer, Power	\$261,819.87	\$199,363.47	\$62,456.40
MTED - Trans Subs	SOUTH LEBANON SUB	35300 - Station Equipment	Transformer, Power	\$290,372.74	\$214,178.69	\$76,194.05
MTED - Trans Subs	SOUTH LEBANON SUB	35300 - Station Equipment	Transformer, Power	\$323,738.62	\$101,327.37	\$222,411.25
MTED - Trans Subs	SOUTH LEBANON SUB	35300 - Station Equipment	Circuit Breaker	\$351,379.34	\$22,564.24	\$328,815.10
	SOUTH LEBANON SUB Total			\$4,568,247.62	\$1,913,386.53	\$2,654,861.09
MTED - Trans Subs	SOUTH READING SUB	35300 - Station Equipment	Relays	(\$6,632.67)	(\$801.45)	(\$5,831.22)
MTED - Trans Subs	SOUTH READING SUB	35300 - Station Equipment	Non-Utilized	(\$711.79)	(\$32.48)	(\$679.31)
MTED - Trans Subs	SOUTH READING SUB	35300 - Station Equipment	Transformer, Station Service : Each	(\$0.07)	(\$0.01)	(\$0.06)
MTED - Trans Subs	SOUTH READING SUB	35300 - Station Equipment	Wiring	\$4.59	\$3.39	\$1.20
MTED - Trans Subs	SOUTH READING SUB	35300 - Station Equipment	Conduit/Duct System	\$5.93	\$5.58	\$0.35
MTED - Trans Subs	SOUTH READING SUB	35300 - Station Equipment	Controls and Instrumentation	\$9.47	\$4.54	\$4.93
MTED - Trans Subs	SOUTH READING SUB	35300 - Station Equipment	Misc Tools & Equipment	\$16.13	\$15.12	\$1.01
MTED - Trans Subs	SOUTH READING SUB	35300 - Station Equipment	Conduit/Duct System	\$17.69	\$13.26	\$4.43
MTED - Trans Subs	SOUTH READING SUB	35300 - Station Equipment	Wiring	\$26.48	\$24.74	\$1.74
MTED - Trans Subs	SOUTH READING SUB	35300 - Station Equipment	Office Furniture	\$30.79	\$29.89	\$0.90
MTED - Trans Subs	SOUTH READING SUB	35300 - Station Equipment	Conduit/Duct System	\$30.89	\$22.40	\$8.49
MTED - Trans Subs	SOUTH READING SUB	35300 - Station Equipment	Office Furniture	\$34.29	\$33.21	\$1.08
MTED - Trans Subs	SOUTH READING SUB	35300 - Station Equipment	Controls and Instrumentation	\$38.28	\$36.02	\$2.26
MTED - Trans Subs	SOUTH READING SUB	35300 - Station Equipment	Conduit/Duct System	\$39.09	\$33.53	\$5.56
MTED - Trans Subs	SOUTH READING SUB	35300 - Station Equipment	Conduit/Duct System	\$39.55	\$35.05	\$4.50
MTED - Trans Subs	SOUTH READING SUB	35300 - Station Equipment	Grounding System, Station	\$45.83	\$40.61	\$5.22
MTED - Trans Subs	SOUTH READING SUB	35300 - Station Equipment	Grounding System, Station	\$46.42	\$34.80	\$11.62
MTED - Trans Subs	SOUTH READING SUB	35300 - Station Equipment	Misc Tools & Equipment	\$48.57	\$47.01	\$1.56
MTED - Trans Subs	SOUTH READING SUB	35300 - Station Equipment	Misc Tools & Equipment	\$52.89	\$47.50	\$5.39
MTED - Trans Subs	SOUTH READING SUB	35300 - Station Equipment	Office Furniture	\$59.92	\$58.06	\$1.86
MTED - Trans Subs	SOUTH READING SUB	35300 - Station Equipment	Grounding System, Station	\$61.01	\$57.75	\$3.26
MTED - Trans Subs	SOUTH READING SUB	35300 - Station Equipment	Wiring	\$65.17	\$62.26	\$2.91
MTED - Trans Subs	SOUTH READING SUB	35300 - Station Equipment	Office Furniture	\$72.60	\$57.67	\$14.93
MTED - Trans Subs	SOUTH READING SUB	35300 - Station Equipment	Foundation - Equipment	\$75.42	\$61.42	\$14.00
MTED - Trans Subs	SOUTH READING SUB	35300 - Station Equipment	Controls and Instrumentation	\$77.14	\$52.87	\$24.27
MTED - Trans Subs	SOUTH READING SUB	35300 - Station Equipment	Conduit/Duct System	\$91.35	\$84.68	\$6.67
MTED - Trans Subs	SOUTH READING SUB	35300 - Station Equipment	Misc Tools & Equipment	\$93.60	\$90.40	\$3.20
MTED - Trans Subs	SOUTH READING SUB	35300 - Station Equipment	Conduit/Duct System	\$96.72	\$80.56	\$16.16

Major Location	Asset Location	Utility Account	Asset Retirement Unit	Book Cost	Allocated Reserve	Net Book Value
MTED - Trans Subs	SOUTH READING SUB	35300 - Station Equipment	Transformer, Power	\$99.85	\$94.51	\$5.34
MTED - Trans Subs	SOUTH READING SUB	35300 - Station Equipment	Wiring	\$104.59	\$87.11	\$17.48
MTED - Trans Subs	SOUTH READING SUB	35300 - Station Equipment	Foundation - Equipment	\$120.31	\$101.26	\$19.05
MTED - Trans Subs	SOUTH READING SUB	35300 - Station Equipment	Conduit/Duct System	\$124.00	\$45.85	\$78.15
MTED - Trans Subs	SOUTH READING SUB	35300 - Station Equipment	Grounding System, Station	\$129.03	\$124.71	\$4.32
MTED - Trans Subs	SOUTH READING SUB	35300 - Station Equipment	Conduit/Duct System	\$138.01	\$84.49	\$53.52
MTED - Trans Subs	SOUTH READING SUB	35300 - Station Equipment	Wood Pole	\$143.08	\$101.91	\$41.17
MTED - Trans Subs	SOUTH READING SUB	35300 - Station Equipment	Controls and Instrumentation	\$149.26	\$106.31	\$42.95
MTED - Trans Subs	SOUTH READING SUB	35300 - Station Equipment	Grounding System, Station	\$149.46	\$144.74	\$4.72
MTED - Trans Subs	SOUTH READING SUB	35300 - Station Equipment	Conduit/Duct System	\$157.38	\$66.94	\$90.44
MTED - Trans Subs	SOUTH READING SUB	35300 - Station Equipment	Misc Tools & Equipment	\$178.50	\$172.95	\$5.55
MTED - Trans Subs	SOUTH READING SUB	35300 - Station Equipment	Recloser	\$196.58	\$20.02	\$176.56
MTED - Trans Subs	SOUTH READING SUB	35300 - Station Equipment	Foundation - Equipment	\$199.68	\$154.31	\$45.37
MTED - Trans Subs	SOUTH READING SUB	35300 - Station Equipment	Equipment Spill and Leakage System	\$202.27	\$195.99	\$6.28
MTED - Trans Subs	SOUTH READING SUB	35300 - Station Equipment	Circuit Breaker	\$202.31	\$191.48	\$10.83
MTED - Trans Subs	SOUTH READING SUB	35300 - Station Equipment	Wiring	\$202.96	\$104.34	\$98.62
MTED - Trans Subs	SOUTH READING SUB	35300 - Station Equipment	Conduit/Duct System	\$225.72	\$213.63	\$12.09
MTED - Trans Subs	SOUTH READING SUB	35300 - Station Equipment	Conduit/Duct System	\$248.33	\$240.04	\$8.29
MTED - Trans Subs	SOUTH READING SUB	35300 - Station Equipment	Control Wiring	\$253.35	\$25.80	\$227.55
MTED - Trans Subs	SOUTH READING SUB	35300 - Station Equipment	Wiring	\$254.56	\$218.37	\$36.19
MTED - Trans Subs	SOUTH READING SUB	35300 - Station Equipment	Conduit/Duct System	\$261.74	\$244.58	\$17.16
MTED - Trans Subs	SOUTH READING SUB	35300 - Station Equipment	Grounding System, Station	\$268.26	\$259.93	\$8.33
MTED - Trans Subs	SOUTH READING SUB	35300 - Station Equipment	Battery System	\$283.00	\$168.83	\$114.17
MTED - Trans Subs	SOUTH READING SUB	35300 - Station Equipment	Wiring	\$294.81	\$272.09	\$22.72
MTED - Trans Subs	SOUTH READING SUB	35300 - Station Equipment	Carrier Equipment System	\$298.73	\$243.29	\$55.44
MTED - Trans Subs	SOUTH READING SUB	35300 - Station Equipment	Grounding System, Station	\$306.45	\$233.34	\$73.11
MTED - Trans Subs	SOUTH READING SUB	35300 - Station Equipment	Wiring	\$306.86	\$230.06	\$76.80
MTED - Trans Subs	SOUTH READING SUB	35300 - Station Equipment	Grounding System, Station	\$314.98	\$304.21	\$10.77
MTED - Trans Subs	SOUTH READING SUB	35300 - Station Equipment	Carrier Equipment System	\$323.15	\$238.36	\$84.79
MTED - Trans Subs	SOUTH READING SUB	35300 - Station Equipment	Wiring	\$330.36	\$306.26	\$24.10
MTED - Trans Subs	SOUTH READING SUB	35300 - Station Equipment	Controls and Instrumentation	\$343.43	\$294.62	\$48.81
MTED - Trans Subs	SOUTH READING SUB	35300 - Station Equipment	Controls and Instrumentation	\$361.77	\$301.32	\$60.45
MTED - Trans Subs	SOUTH READING SUB	35300 - Station Equipment	Switch	\$371.46	\$37.83	\$333.63
MTED - Trans Subs	SOUTH READING SUB	35300 - Station Equipment	Wiring	\$372.00	\$137.55	\$234.45
MTED - Trans Subs	SOUTH READING SUB	35300 - Station Equipment	Battery System	\$405.47	\$364.18	\$41.29
MTED - Trans Subs	SOUTH READING SUB	35300 - Station Equipment	Controls and Instrumentation	\$409.78	\$387.85	\$21.93
MTED - Trans Subs	SOUTH READING SUB	35300 - Station Equipment	Controls and Instrumentation	\$432.56	\$168.02	\$264.54
MTED - Trans Subs	SOUTH READING SUB	35300 - Station Equipment	Conduit/Duct System	\$477.25	\$413.04	\$64.21
MTED - Trans Subs	SOUTH READING SUB	35300 - Station Equipment	Grounding System, Station	\$480.56	\$456.03	\$24.53
MTED - Trans Subs	SOUTH READING SUB	35300 - Station Equipment	Conduit/Duct System	\$492.02	\$475.19	\$16.83
MTED - Trans Subs	SOUTH READING SUB	35300 - Station Equipment	Carrier Equipment System	\$494.93	\$438.56	\$56.37
MTED - Trans Subs	SOUTH READING SUB	35300 - Station Equipment	Circuit Breaker	\$515.31	\$445.98	\$69.33
MTED - Trans Subs	SOUTH READING SUB	35300 - Station Equipment	Controls and Instrumentation	\$577.98	\$560.04	\$17.94
MTED - Trans Subs	SOUTH READING SUB	35300 - Station Equipment	Battery System	\$579.99	\$405.42	\$174.57
MTED - Trans Subs	SOUTH READING SUB	35300 - Station Equipment	Controls and Instrumentation	\$629.92	\$583.95	\$45.97
MTED - Trans Subs	SOUTH READING SUB	35300 - Station Equipment	Controls and Instrumentation	\$645.58	\$567.83	\$77.75
MTED - Trans Subs	SOUTH READING SUB	35300 - Station Equipment	Conduit/Duct System	\$687.36	\$634.39	\$52.97

Major Location	Asset Location	Utility Account	Asset Retirement Unit	Book Cost	Allocated Reserve	Net Book Value
MTED - Trans Subs	SOUTH READING SUB	35300 - Station Equipment	Disconnect Switch	\$689.29	\$57.18	\$632.11
MTED - Trans Subs	SOUTH READING SUB	35300 - Station Equipment	Wiring	\$711.14	\$598.49	\$112.65
MTED - Trans Subs	SOUTH READING SUB	35300 - Station Equipment	Wiring	\$712.95	\$617.02	\$95.93
MTED - Trans Subs	SOUTH READING SUB	35300 - Station Equipment	Grounding System, Station	\$745.35	\$627.28	\$118.07
MTED - Trans Subs	SOUTH READING SUB	35300 - Station Equipment	Wiring	\$752.20	\$347.10	\$405.10
MTED - Trans Subs	SOUTH READING SUB	35300 - Station Equipment	Transformer, Instrument	\$759.66	\$531.01	\$228.65
MTED - Trans Subs	SOUTH READING SUB	35300 - Station Equipment	Foundation - Equipment	\$813.58	\$568.70	\$244.88
MTED - Trans Subs	SOUTH READING SUB	35300 - Station Equipment	Cable, Wiring	\$842.79	\$85.83	\$756.96
MTED - Trans Subs	SOUTH READING SUB	35300 - Station Equipment	Conduit/Duct System	\$856.02	\$720.42	\$135.60
MTED - Trans Subs	SOUTH READING SUB	35300 - Station Equipment	Wiring	\$932.43	\$599.10	\$333.33
MTED - Trans Subs	SOUTH READING SUB	35300 - Station Equipment	Switch	\$937.64	\$744.84	\$192.80
MTED - Trans Subs	SOUTH READING SUB	35300 - Station Equipment	Conduit/Duct System	\$967.06	\$446.25	\$520.81
MTED - Trans Subs	SOUTH READING SUB	35300 - Station Equipment	Switchgear	\$1,008.50	\$756.09	\$252.41
MTED - Trans Subs	SOUTH READING SUB	35300 - Station Equipment	Wiring	\$1,011.37	\$957.24	\$54.13
MTED - Trans Subs	SOUTH READING SUB	35300 - Station Equipment	Grounding System, Station	\$1,016.25	\$879.51	\$136.74
MTED - Trans Subs	SOUTH READING SUB	35300 - Station Equipment	Carrier Equipment System	\$1,020.65	\$713.45	\$307.20
MTED - Trans Subs	SOUTH READING SUB	35300 - Station Equipment	Wiring	\$1,020.90	\$904.61	\$116.29
MTED - Trans Subs	SOUTH READING SUB	35300 - Station Equipment	Conduit/Duct System	\$1,097.00	\$893.40	\$203.60
MTED - Trans Subs	SOUTH READING SUB	35300 - Station Equipment	Grounding System, Station	\$1,111.57	\$915.76	\$195.81
MTED - Trans Subs	SOUTH READING SUB	35300 - Station Equipment	Carrier Equipment System	\$1,117.76	\$810.50	\$307.26
MTED - Trans Subs	SOUTH READING SUB	35300 - Station Equipment	Structure	\$1,122.39	\$1,062.32	\$60.07
MTED - Trans Subs	SOUTH READING SUB	35300 - Station Equipment	Foundation - Equipment	\$1,155.80	\$952.20	\$203.60
MTED - Trans Subs	SOUTH READING SUB	35300 - Station Equipment	Wiring	\$1,182.16	\$939.09	\$243.07
MTED - Trans Subs	SOUTH READING SUB	35300 - Station Equipment	Conduit/Duct System	\$1,192.46	\$982.40	\$210.06
MTED - Trans Subs	SOUTH READING SUB	35300 - Station Equipment	Arrester, Lightning & Surge Protect	\$1,203.50	\$1,093.93	\$109.57
MTED - Trans Subs	SOUTH READING SUB	35300 - Station Equipment	Carrier Equipment System	\$1,263.25	\$1,134.61	\$128.64
MTED - Trans Subs	SOUTH READING SUB	35300 - Station Equipment	Structure	\$1,278.08	\$496.45	\$781.63
MTED - Trans Subs	SOUTH READING SUB	35300 - Station Equipment	Conduit/Duct System	\$1,295.61	\$1,130.65	\$164.96
MTED - Trans Subs	SOUTH READING SUB	35300 - Station Equipment	Grounding System, Station	\$1,333.27	\$1,211.90	\$121.37
MTED - Trans Subs	SOUTH READING SUB	35300 - Station Equipment	Structure	\$1,381.30	\$612.58	\$768.72
MTED - Trans Subs	SOUTH READING SUB	35300 - Station Equipment	Wiring	\$1,383.73	\$140.92	\$1,242.81
MTED - Trans Subs	SOUTH READING SUB	35300 - Station Equipment	Wiring	\$1,405.63	\$1,284.61	\$121.02
MTED - Trans Subs	SOUTH READING SUB	35300 - Station Equipment	Controls and Instrumentation	\$1,422.97	\$1,115.30	\$307.67
MTED - Trans Subs	SOUTH READING SUB	35300 - Station Equipment	Arrester, Lightning & Surge Protect	\$1,443.40	\$640.12	\$803.28
MTED - Trans Subs	SOUTH READING SUB	35300 - Station Equipment	Wood Pole	\$1,569.46	\$724.24	\$845.22
MTED - Trans Subs	SOUTH READING SUB	35300 - Station Equipment	Wood Pole	\$1,606.71	\$958.55	\$648.16
MTED - Trans Subs	SOUTH READING SUB	35300 - Station Equipment	Foundation - Equipment	\$1,639.33	\$1,588.43	\$50.90
MTED - Trans Subs	SOUTH READING SUB	35300 - Station Equipment	Structure	\$1,660.84	\$1,397.76	\$263.08
MTED - Trans Subs	SOUTH READING SUB	35300 - Station Equipment	Foundation - Equipment	\$1,676.72	\$743.59	\$933.13
MTED - Trans Subs	SOUTH READING SUB	35300 - Station Equipment	Microwave System	\$1,702.41	\$1,315.64	\$386.77
MTED - Trans Subs	SOUTH READING SUB	35300 - Station Equipment	Circuit Breaker	\$1,705.62	\$1,550.34	\$155.28
MTED - Trans Subs	SOUTH READING SUB	35300 - Station Equipment	Wiring	\$1,720.81	\$1,247.77	\$473.04
MTED - Trans Subs	SOUTH READING SUB	35300 - Station Equipment	Equipment Enclosure	\$1,740.72	\$177.27	\$1,563.45
MTED - Trans Subs	SOUTH READING SUB	35300 - Station Equipment	Transformer, Instrument	\$1,809.83	\$1,635.58	\$174.25
MTED - Trans Subs	SOUTH READING SUB	35300 - Station Equipment	Grounding System, Station	\$1,813.01	\$1,081.63	\$731.38
MTED - Trans Subs	SOUTH READING SUB	35300 - Station Equipment	Grounding System, Station	\$1,978.93	\$1,915.44	\$63.49
MTED - Trans Subs	SOUTH READING SUB	35300 - Station Equipment	Conduit/Duct System	\$1,990.45	\$1,187.49	\$802.96

Major Location	Asset Location	Utility Account	Asset Retirement Unit	Book Cost	Allocated Reserve	Net Book Value
MTED - Trans Subs	SOUTH READING SUB	35300 - Station Equipment	Transformer, Instrument	\$2,010.21	\$1,907.62	\$102.59
MTED - Trans Subs	SOUTH READING SUB	35300 - Station Equipment	Structure	\$2,015.24	\$1,641.22	\$374.02
MTED - Trans Subs	SOUTH READING SUB	35300 - Station Equipment	Conduit/Duct System	\$2,070.08	\$1,964.43	\$105.65
MTED - Trans Subs	SOUTH READING SUB	35300 - Station Equipment	Controls and Instrumentation	\$2,175.44	\$1,365.15	\$810.29
MTED - Trans Subs	SOUTH READING SUB	35300 - Station Equipment	Controls and Instrumentation	\$2,180.59	\$2,069.30	\$111.29
MTED - Trans Subs	SOUTH READING SUB	35300 - Station Equipment	Controls and Instrumentation	\$2,211.72	\$1,914.13	\$297.59
MTED - Trans Subs	SOUTH READING SUB	35300 - Station Equipment	Controls and Instrumentation	\$2,276.69	\$841.83	\$1,434.86
MTED - Trans Subs	SOUTH READING SUB	35300 - Station Equipment	Carrier Equipment System	\$2,280.23	\$1,360.37	\$919.86
MTED - Trans Subs	SOUTH READING SUB	35300 - Station Equipment	Grounding System, Station	\$2,316.95	\$1,840.54	\$476.41
MTED - Trans Subs	SOUTH READING SUB	35300 - Station Equipment	Foundation - Equipment	\$2,358.72	\$1,897.78	\$460.94
MTED - Trans Subs	SOUTH READING SUB	35300 - Station Equipment	Structure	\$2,508.62	\$1,819.03	\$689.59
MTED - Trans Subs	SOUTH READING SUB	35300 - Station Equipment	Transformer, Power	\$2,529.11	\$1,121.61	\$1,407.50
MTED - Trans Subs	SOUTH READING SUB	35300 - Station Equipment	Battery System	\$2,567.67	\$1,861.84	\$705.83
MTED - Trans Subs	SOUTH READING SUB	35300 - Station Equipment	Controls and Instrumentation	\$2,586.42	\$1,661.79	\$924.63
MTED - Trans Subs	SOUTH READING SUB	35300 - Station Equipment	Structure	\$2,651.46	\$2,516.13	\$135.33
MTED - Trans Subs	SOUTH READING SUB	35300 - Station Equipment	Transformer, Instrument	\$2,702.49	\$2,174.37	\$528.12
MTED - Trans Subs	SOUTH READING SUB	35300 - Station Equipment	Switchgear	\$2,745.87	\$2,122.04	\$623.83
MTED - Trans Subs	SOUTH READING SUB	35300 - Station Equipment	Grounding System, Station	\$2,890.76	\$2,522.70	\$368.06
MTED - Trans Subs	SOUTH READING SUB	35300 - Station Equipment	Wiring	\$2,973.99	\$2,822.20	\$151.79
MTED - Trans Subs	SOUTH READING SUB	35300 - Station Equipment	Conduit/Duct System	\$3,105.48	\$2,170.76	\$934.72
MTED - Trans Subs	SOUTH READING SUB	35300 - Station Equipment	Structure	\$3,160.37	\$2,209.13	\$951.24
MTED - Trans Subs	SOUTH READING SUB	35300 - Station Equipment	Controls and Instrumentation	\$3,303.61	\$336.43	\$2,967.18
MTED - Trans Subs	SOUTH READING SUB	35300 - Station Equipment	Conduit/Duct System	\$3,343.66	\$3,021.74	\$321.92
MTED - Trans Subs	SOUTH READING SUB	35300 - Station Equipment	Switchgear	\$3,407.16	\$2,774.80	\$632.36
MTED - Trans Subs	SOUTH READING SUB	35300 - Station Equipment	Switchgear	\$3,442.17	\$2,053.57	\$1,388.60
MTED - Trans Subs	SOUTH READING SUB	35300 - Station Equipment	Foundation - Equipment	\$3,442.65	\$3,266.95	\$175.70
MTED - Trans Subs	SOUTH READING SUB	35300 - Station Equipment	Grounding System, Station	\$3,546.35	\$2,888.16	\$658.19
MTED - Trans Subs	SOUTH READING SUB	35300 - Station Equipment	Switch	\$3,560.74	\$2,751.78	\$808.96
MTED - Trans Subs	SOUTH READING SUB	35300 - Station Equipment	Controls and Instrumentation	\$3,803.61	\$2,020.18	\$1,783.43
MTED - Trans Subs	SOUTH READING SUB	35300 - Station Equipment	Equipment Spill and Leakage System	\$3,822.86	\$1,625.89	\$2,196.97
MTED - Trans Subs	SOUTH READING SUB	35300 - Station Equipment	Wiring	\$3,848.77	\$3,170.79	\$677.98
MTED - Trans Subs	SOUTH READING SUB	35300 - Station Equipment	Wiring	\$3,898.23	\$2,446.25	\$1,451.98
MTED - Trans Subs	SOUTH READING SUB	35300 - Station Equipment	Carrier Equipment System	\$3,949.96	\$1,822.73	\$2,127.23
MTED - Trans Subs	SOUTH READING SUB	35300 - Station Equipment	Structure	\$4,005.36	\$3,495.38	\$509.98
MTED - Trans Subs	SOUTH READING SUB	35300 - Station Equipment	Carrier Equipment System	\$4,065.26	\$3,141.68	\$923.58
MTED - Trans Subs	SOUTH READING SUB	35300 - Station Equipment	Arrester, Lightning & Surge Protect	\$4,147.02	\$3,619.00	\$528.02
MTED - Trans Subs	SOUTH READING SUB	35300 - Station Equipment	Conduit/Duct System	\$4,149.21	\$4,020.38	\$128.83
MTED - Trans Subs	SOUTH READING SUB	35300 - Station Equipment	Grounding System, Station	\$4,257.12	\$3,847.26	\$409.86
MTED - Trans Subs	SOUTH READING SUB	35300 - Station Equipment	Equipment Enclosure	\$4,261.21	\$1,734.11	\$2,527.10
MTED - Trans Subs	SOUTH READING SUB	35300 - Station Equipment	Relaying Equipment	\$4,359.09	\$443.92	\$3,915.17
MTED - Trans Subs	SOUTH READING SUB	35300 - Station Equipment	Switchgear	\$4,385.20	\$3,938.66	\$446.54
MTED - Trans Subs	SOUTH READING SUB	35300 - Station Equipment	Battery System	\$4,421.01	\$1,880.28	\$2,540.73
MTED - Trans Subs	SOUTH READING SUB	35300 - Station Equipment	Foundation - Equipment	\$4,565.98	\$4,101.03	\$464.95
MTED - Trans Subs	SOUTH READING SUB	35300 - Station Equipment	Conduit/Duct System	\$4,772.30	\$4,337.84	\$434.46
MTED - Trans Subs	SOUTH READING SUB	35300 - Station Equipment	Grounding System, Station	\$4,893.23	\$4,303.86	\$589.37
MTED - Trans Subs	SOUTH READING SUB	35300 - Station Equipment	Controls and Instrumentation	\$4,898.49	\$4,340.51	\$557.98
MTED - Trans Subs	SOUTH READING SUB	35300 - Station Equipment	Wiring	\$5,164.04	\$4,506.53	\$657.51

Major Location	Asset Location	Utility Account	Asset Retirement Unit	Book Cost	Allocated Reserve	Net Book Value
MTED - Trans Subs	SOUTH READING SUB	35300 - Station Equipment	Switch	\$5,366.04	\$4,516.05	\$849.99
MTED - Trans Subs	SOUTH READING SUB	35300 - Station Equipment	Structure	\$5,625.55	\$4,634.58	\$990.97
MTED - Trans Subs	SOUTH READING SUB	35300 - Station Equipment	Relays	\$5,759.80	\$586.56	\$5,173.24
MTED - Trans Subs	SOUTH READING SUB	35300 - Station Equipment	Foundation - Equipment	\$5,894.86	\$5,358.21	\$536.65
MTED - Trans Subs	SOUTH READING SUB	35300 - Station Equipment	Grounding System, Station	\$5,914.36	\$4,758.58	\$1,155.78
MTED - Trans Subs	SOUTH READING SUB	35300 - Station Equipment	Circuit Breaker	\$6,075.78	\$3,226.98	\$2,848.80
MTED - Trans Subs	SOUTH READING SUB	35300 - Station Equipment	Controls and Instrumentation	\$6,082.43	\$4,953.55	\$1,128.88
MTED - Trans Subs	SOUTH READING SUB	35300 - Station Equipment	Switchgear	\$6,194.54	\$5,361.06	\$833.48
MTED - Trans Subs	SOUTH READING SUB	35300 - Station Equipment	Lighting and Power System	\$6,330.23	\$525.14	\$5,805.09
MTED - Trans Subs	SOUTH READING SUB	35300 - Station Equipment	Grounding System, Station	\$6,491.29	\$5,830.29	\$661.00
MTED - Trans Subs	SOUTH READING SUB	35300 - Station Equipment	Conduit/Duct System	\$6,582.58	\$5,087.09	\$1,495.49
MTED - Trans Subs	SOUTH READING SUB	35300 - Station Equipment	Carrier Equipment System	\$6,762.56	\$2,876.15	\$3,886.41
MTED - Trans Subs	SOUTH READING SUB	35300 - Station Equipment	Wood Pole	\$6,910.91	\$4,830.78	\$2,080.13
MTED - Trans Subs	SOUTH READING SUB	35300 - Station Equipment	Controls and Instrumentation	\$7,044.52	\$4,202.71	\$2,841.81
MTED - Trans Subs	SOUTH READING SUB	35300 - Station Equipment	Switch	\$7,066.31	\$6,166.60	\$899.71
MTED - Trans Subs	SOUTH READING SUB	35300 - Station Equipment	Switch	\$7,096.04	\$5,910.35	\$1,185.69
MTED - Trans Subs	SOUTH READING SUB	35300 - Station Equipment	Battery System	\$7,127.21	\$3,160.76	\$3,966.45
MTED - Trans Subs	SOUTH READING SUB	35300 - Station Equipment	Switch	\$7,145.79	\$5,749.37	\$1,396.42
MTED - Trans Subs	SOUTH READING SUB	35300 - Station Equipment	Structure	\$7,211.41	\$6,590.54	\$620.87
MTED - Trans Subs	SOUTH READING SUB	35300 - Station Equipment	Motor Control Center	\$7,792.60	\$646.46	\$7,146.14
MTED - Trans Subs	SOUTH READING SUB	35300 - Station Equipment	Controls and Instrumentation	\$8,027.26	\$6,203.55	\$1,823.71
MTED - Trans Subs	SOUTH READING SUB	35300 - Station Equipment	Conduit/Duct System	\$8,304.17	\$8,037.79	\$266.38
MTED - Trans Subs	SOUTH READING SUB	35300 - Station Equipment	Circuit Breaker	\$8,670.00	\$7,142.73	\$1,527.27
MTED - Trans Subs	SOUTH READING SUB	35300 - Station Equipment	Wiring	\$8,861.51	\$8,008.35	\$853.16
MTED - Trans Subs	SOUTH READING SUB	35300 - Station Equipment	Conduit/Duct System	\$9,007.74	\$4,630.61	\$4,377.13
MTED - Trans Subs	SOUTH READING SUB	35300 - Station Equipment	Switch	\$9,575.69	\$7,798.47	\$1,777.22
MTED - Trans Subs	SOUTH READING SUB	35300 - Station Equipment	Carrier Equipment System	\$9,764.99	\$4,330.55	\$5,434.44
MTED - Trans Subs	SOUTH READING SUB	35300 - Station Equipment	Controls and Instrumentation	\$9,787.21	\$8,844.92	\$942.29
MTED - Trans Subs	SOUTH READING SUB	35300 - Station Equipment	Structural Steel Support	\$9,864.60	\$1,191.97	\$8,672.63
MTED - Trans Subs	SOUTH READING SUB	35300 - Station Equipment	Wiring	\$9,883.68	\$8,983.90	\$899.78
MTED - Trans Subs	SOUTH READING SUB	35300 - Station Equipment	Structure	\$9,944.75	\$7,685.41	\$2,259.34
MTED - Trans Subs	SOUTH READING SUB	35300 - Station Equipment	Switch	\$10,313.59	\$6,626.55	\$3,687.04
MTED - Trans Subs	SOUTH READING SUB	35300 - Station Equipment	Sump	\$10,841.60	\$1,104.07	\$9,737.53
MTED - Trans Subs	SOUTH READING SUB	35300 - Station Equipment	Testing Equipment	\$11,244.38	\$1,145.10	\$10,099.28
MTED - Trans Subs	SOUTH READING SUB	35300 - Station Equipment	Controls and Instrumentation	\$11,552.14	\$4,701.17	\$6,850.97
MTED - Trans Subs	SOUTH READING SUB	35300 - Station Equipment	Controls and Instrumentation	\$12,011.93	\$9,895.96	\$2,115.97
MTED - Trans Subs	SOUTH READING SUB	35300 - Station Equipment	Controls and Instrumentation	\$12,145.66	\$9,772.18	\$2,373.48
MTED - Trans Subs	SOUTH READING SUB	35300 - Station Equipment	Controls and Instrumentation	\$12,336.81	\$9,249.09	\$3,087.72
MTED - Trans Subs	SOUTH READING SUB	35300 - Station Equipment	Controls and Instrumentation	\$12,345.58	\$7,558.23	\$4,787.35
MTED - Trans Subs	SOUTH READING SUB	35300 - Station Equipment	Wiring	\$12,443.32	\$10,133.88	\$2,309.44
MTED - Trans Subs	SOUTH READING SUB	35300 - Station Equipment	Switch	\$12,504.91	\$4,623.82	\$7,881.09
MTED - Trans Subs	SOUTH READING SUB	35300 - Station Equipment	Disconnect Switch	\$12,562.19	\$1,279.29	\$11,282.90
MTED - Trans Subs	SOUTH READING SUB	35300 - Station Equipment	Switch	\$12,606.96	\$8,812.38	\$3,794.58
MTED - Trans Subs	SOUTH READING SUB	35300 - Station Equipment	Wiring	\$12,695.14	\$11,166.07	\$1,529.07
MTED - Trans Subs	SOUTH READING SUB	35300 - Station Equipment	Carrier Equipment System	\$12,990.62	\$10,702.25	\$2,288.37
MTED - Trans Subs	SOUTH READING SUB	35300 - Station Equipment	Non-Unitized	\$13,457.80	\$366.43	\$13,091.37
MTED - Trans Subs	SOUTH READING SUB	35300 - Station Equipment	Circuit Breaker	\$13,842.53	\$10,996.23	\$2,846.30

Major Location	Asset Location	Utility Account	Asset Retirement Unit	Book Cost	Allocated Reserve	Net Book Value
MTED - Trans Subs	SOUTH READING SUB	35300 - Station Equipment	Transformer, Instrument	\$14,026.91	\$5,186.60	\$8,840.31
MTED - Trans Subs	SOUTH READING SUB	35300 - Station Equipment	Controls and Instrumentation	\$14,541.91	\$12,690.37	\$1,851.54
MTED - Trans Subs	SOUTH READING SUB	35300 - Station Equipment	Conduit/Duct System	\$15,136.59	\$13,595.25	\$1,541.34
MTED - Trans Subs	SOUTH READING SUB	35300 - Station Equipment	Battery Charger	\$15,339.41	\$1,272.52	\$14,066.89
MTED - Trans Subs	SOUTH READING SUB	35300 - Station Equipment	Arrester, Lightning & Surge Protect	\$15,474.09	\$8,985.16	\$6,488.93
MTED - Trans Subs	SOUTH READING SUB	35300 - Station Equipment	Conduit/Duct System	\$15,489.60	\$11,794.60	\$3,695.00
MTED - Trans Subs	SOUTH READING SUB	35300 - Station Equipment	Switch	\$15,595.17	\$9,303.97	\$6,291.20
MTED - Trans Subs	SOUTH READING SUB	35300 - Station Equipment	Non-Unitized	\$15,675.30	\$1,300.39	\$14,374.91
MTED - Trans Subs	SOUTH READING SUB	35300 - Station Equipment	Structure	\$15,720.33	\$14,289.20	\$1,431.13
MTED - Trans Subs	SOUTH READING SUB	35300 - Station Equipment	Circuit Breaker	\$15,931.92	\$12,312.36	\$3,619.56
MTED - Trans Subs	SOUTH READING SUB	35300 - Station Equipment	Controls and Instrumentation	\$16,153.21	\$11,712.83	\$4,440.38
MTED - Trans Subs	SOUTH READING SUB	35300 - Station Equipment	Transformer, Power	\$16,662.61	\$13,878.43	\$2,784.18
MTED - Trans Subs	SOUTH READING SUB	35300 - Station Equipment	Transformer, Potential : Each	\$17,276.04	\$2,087.53	\$15,188.51
MTED - Trans Subs	SOUTH READING SUB	35300 - Station Equipment	Arrester, Lightning & Surge Protect	\$17,453.10	\$12,199.88	\$5,253.22
MTED - Trans Subs	SOUTH READING SUB	35300 - Station Equipment	Switch	\$17,995.37	\$16,357.13	\$1,638.24
MTED - Trans Subs	SOUTH READING SUB	35300 - Station Equipment	Conduit/Duct System	\$18,417.88	\$14,630.78	\$3,787.10
MTED - Trans Subs	SOUTH READING SUB	35300 - Station Equipment	Transformer, Instrument	\$18,697.59	\$15,403.90	\$3,293.69
MTED - Trans Subs	SOUTH READING SUB	35300 - Station Equipment	Arrester, Lightning & Surge Protect	\$19,290.70	\$1,964.51	\$17,326.19
MTED - Trans Subs	SOUTH READING SUB	35300 - Station Equipment	Controls and Instrumentation	\$19,764.55	\$17,965.25	\$1,799.30
MTED - Trans Subs	SOUTH READING SUB	35300 - Station Equipment	Wiring	\$19,870.54	\$15,987.47	\$3,883.07
MTED - Trans Subs	SOUTH READING SUB	35300 - Station Equipment	Structure	\$20,292.13	\$16,326.68	\$3,965.45
MTED - Trans Subs	SOUTH READING SUB	35300 - Station Equipment	Grounding System, Station	\$21,402.54	\$14,960.56	\$6,441.98
MTED - Trans Subs	SOUTH READING SUB	35300 - Station Equipment	Switch	\$21,763.00	\$6,811.63	\$14,951.37
MTED - Trans Subs	SOUTH READING SUB	35300 - Station Equipment	Arrester, Lightning & Surge Protect	\$21,953.36	\$1,821.20	\$20,132.16
MTED - Trans Subs	SOUTH READING SUB	35300 - Station Equipment	Non-Unitized	\$22,552.50	\$1,448.23	\$21,104.27
MTED - Trans Subs	SOUTH READING SUB	35300 - Station Equipment	Switchgear	\$23,010.42	\$18,957.00	\$4,053.42
MTED - Trans Subs	SOUTH READING SUB	35300 - Station Equipment	Cabinets/Panels/Consoles	\$23,590.07	\$1,514.87	\$22,075.20
MTED - Trans Subs	SOUTH READING SUB	35300 - Station Equipment	Controls and Instrumentation	\$24,088.25	\$20,272.63	\$3,815.62
MTED - Trans Subs	SOUTH READING SUB	35300 - Station Equipment	Switch	\$24,218.99	\$19,952.67	\$4,266.32
MTED - Trans Subs	SOUTH READING SUB	35300 - Station Equipment	Wiring	\$24,224.77	\$18,721.16	\$5,503.61
MTED - Trans Subs	SOUTH READING SUB	35300 - Station Equipment	Controls and Instrumentation	\$25,691.04	\$23,074.95	\$2,616.09
MTED - Trans Subs	SOUTH READING SUB	35300 - Station Equipment	Wiring	\$25,860.74	\$15,428.33	\$10,432.41
MTED - Trans Subs	SOUTH READING SUB	35300 - Station Equipment	Conduit/Duct System	\$26,495.64	\$21,317.91	\$5,177.73
MTED - Trans Subs	SOUTH READING SUB	35300 - Station Equipment	Controls and Instrumentation	\$26,499.96	\$21,051.03	\$5,448.93
MTED - Trans Subs	SOUTH READING SUB	35300 - Station Equipment	Controls and Instrumentation	\$29,047.23	\$22,118.09	\$6,929.14
MTED - Trans Subs	SOUTH READING SUB	35300 - Station Equipment	Switch	\$29,447.50	\$26,448.90	\$2,998.60
MTED - Trans Subs	SOUTH READING SUB	35300 - Station Equipment	Carrier Equipment System	\$30,887.76	\$16,405.16	\$14,482.60
MTED - Trans Subs	SOUTH READING SUB	35300 - Station Equipment	Circuit Breaker	\$32,895.77	\$26,467.33	\$6,428.44
MTED - Trans Subs	SOUTH READING SUB	35300 - Station Equipment	Wiring	\$33,434.67	\$30,030.06	\$3,404.61
MTED - Trans Subs	SOUTH READING SUB	35300 - Station Equipment	Controls and Instrumentation	\$34,711.48	\$24,263.63	\$10,447.85
MTED - Trans Subs	SOUTH READING SUB	35300 - Station Equipment	Controls and Instrumentation	\$36,049.34	\$17,908.08	\$18,141.26
MTED - Trans Subs	SOUTH READING SUB	35300 - Station Equipment	Wiring	\$37,528.94	\$26,233.07	\$11,295.87
MTED - Trans Subs	SOUTH READING SUB	35300 - Station Equipment	Controls and Instrumentation	\$37,630.99	\$34,391.10	\$3,239.89
MTED - Trans Subs	SOUTH READING SUB	35300 - Station Equipment	Circuit Breaker	\$38,827.45	\$27,140.74	\$11,686.71
MTED - Trans Subs	SOUTH READING SUB	35300 - Station Equipment	Transformer, Instrument	\$39,354.13	\$15,286.49	\$24,067.64
MTED - Trans Subs	SOUTH READING SUB	35300 - Station Equipment	Grounding System, Station	\$42,238.38	\$18,731.78	\$23,506.60
MTED - Trans Subs	SOUTH READING SUB	35300 - Station Equipment	Wiring	\$48,541.87	\$29,718.37	\$18,823.50

Major Location	Asset Location	Utility Account	Asset Retirement Unit	Book Cost	Allocated Reserve	Net Book Value
MTED - Trans Subs	SOUTH READING SUB	35300 - Station Equipment	Equipment Spill and Leakage System	\$53,156.64	\$26,406.41	\$26,750.23
MTED - Trans Subs	SOUTH READING SUB	35300 - Station Equipment	Controls and Instrumentation	\$56,532.99	\$29,061.95	\$27,471.04
MTED - Trans Subs	SOUTH READING SUB	35300 - Station Equipment	Circuit Breaker	\$59,203.08	\$54,105.91	\$5,097.17
MTED - Trans Subs	SOUTH READING SUB	35300 - Station Equipment	Grounding System, Station	\$60,552.04	\$55,338.74	\$5,213.30
MTED - Trans Subs	SOUTH READING SUB	35300 - Station Equipment	Wiring	\$61,305.15	\$46,680.98	\$14,624.17
MTED - Trans Subs	SOUTH READING SUB	35300 - Station Equipment	Conduit/Duct System	\$63,563.61	\$58,091.02	\$5,472.59
MTED - Trans Subs	SOUTH READING SUB	35300 - Station Equipment	Circuit Breaker	\$65,917.86	\$32,745.75	\$33,172.11
MTED - Trans Subs	SOUTH READING SUB	35300 - Station Equipment	Transformer, Power	\$70,597.86	\$66,994.67	\$3,603.19
MTED - Trans Subs	SOUTH READING SUB	35300 - Station Equipment	Grounding System, Station	\$71,941.49	\$55,597.16	\$16,344.33
MTED - Trans Subs	SOUTH READING SUB	35300 - Station Equipment	Control Wiring	\$73,282.69	\$6,079.36	\$67,203.33
MTED - Trans Subs	SOUTH READING SUB	35300 - Station Equipment	RTU - SCADA	\$82,561.82	\$5,301.80	\$77,260.02
MTED - Trans Subs	SOUTH READING SUB	35300 - Station Equipment	Circuit Breaker	\$91,498.92	\$77,005.33	\$14,493.59
MTED - Trans Subs	SOUTH READING SUB	35300 - Station Equipment	Non-Unitized	\$95,601.86	\$862.51	\$94,739.35
MTED - Trans Subs	SOUTH READING SUB	35300 - Station Equipment	Conduit/Duct System	\$107,874.75	\$47,840.05	\$60,034.70
MTED - Trans Subs	SOUTH READING SUB	35300 - Station Equipment	Wiring	\$108,265.59	\$48,013.38	\$60,252.21
MTED - Trans Subs	SOUTH READING SUB	35300 - Station Equipment	Structure	\$127,594.88	\$114,602.06	\$12,992.82
MTED - Trans Subs	SOUTH READING SUB	35300 - Station Equipment	Circuit Breaker	\$129,284.00	\$47,804.14	\$81,479.86
MTED - Trans Subs	SOUTH READING SUB	35300 - Station Equipment	Controls and Instrumentation	\$130,628.56	\$57,930.86	\$72,697.70
MTED - Trans Subs	SOUTH READING SUB	35300 - Station Equipment	Transformer, Power	\$133,751.05	\$121,574.75	\$12,176.30
MTED - Trans Subs	SOUTH READING SUB	35300 - Station Equipment	Controls and Instrumentation	\$171,023.65	\$78,919.63	\$92,104.02
MTED - Trans Subs	SOUTH READING SUB	35300 - Station Equipment	Cabinets/Panels/Consoles	\$202,309.81	\$9,231.97	\$193,077.84
MTED - Trans Subs	SOUTH READING SUB	35300 - Station Equipment	Circuit Breaker	\$227,137.27	\$135,508.46	\$91,628.81
MTED - Trans Subs	SOUTH READING SUB	35300 - Station Equipment	Circuit Breaker	\$266,024.22	\$238,935.31	\$27,088.91
MTED - Trans Subs	SOUTH READING SUB	35300 - Station Equipment	Circuit Breaker	\$320,299.83	\$38,703.08	\$281,596.75
MTED - Trans Subs	SOUTH READING SUB	35300 - Station Equipment	Transformer, Power	\$481,676.52	\$336,696.22	\$144,980.30
MTED - Trans Subs	SOUTH READING SUB	35300 - Station Equipment	Transformer, Power	\$545,696.58	\$316,863.17	\$228,833.41
	SOUTH READING SUB Total			\$5,647,511.16	\$3,271,231.39	\$2,376,279.77
Trans Sub - Unspecified MTED	TMI #2 Sub MTED	35300 - Station Equipment	Non-Unitized	(\$13.57)	(\$0.13)	(\$13.44)
Trans Sub - Unspecified MTED	TMI #2 Sub MTED	35300 - Station Equipment	Battery System	\$542.94	\$75.97	\$466.97
Trans Sub - Unspecified MTED	TMI #2 Sub MTED	35300 - Station Equipment	Relays	\$5,880.26	\$822.80	\$5,057.46
Trans Sub - Unspecified MTED	TMI #2 Sub MTED	35300 - Station Equipment	Non-Unitized	\$7,504.37	\$342.45	\$7,161.92
Trans Sub - Unspecified MTED	TMI #2 Sub MTED	35300 - Station Equipment	Circuit Breaker	\$311,456.85	\$97,483.28	\$213,973.57
Trans Sub - Unspecified MTED	TMI #2 Sub MTED	35300 - Station Equipment	Transformer, Power	\$1,742,338.26	\$344,274.80	\$1,398,063.46
	TMI #2 Sub MTED Total			\$2,067,709.11	\$442,999.18	\$1,624,709.93
MTED - Trans Subs	TMI 500 KV SUB	35300 - Station Equipment	Non-Unitized	(\$615.40)	(\$39.52)	(\$575.88)
MTED - Trans Subs	TMI 500 KV SUB	35300 - Station Equipment	Non-Unitized	(\$12.46)	(\$0.57)	(\$11.89)
MTED - Trans Subs	TMI 500 KV SUB	35300 - Station Equipment	Non-Unitized	\$3.26	\$0.03	\$3.23
MTED - Trans Subs	TMI 500 KV SUB	35300 - Station Equipment	Office Furniture	\$36.75	\$30.28	\$6.47
MTED - Trans Subs	TMI 500 KV SUB	35300 - Station Equipment	Office Furniture	\$60.45	\$58.62	\$1.83
MTED - Trans Subs	TMI 500 KV SUB	35300 - Station Equipment	Office Furniture	\$72.89	\$61.34	\$11.55
MTED - Trans Subs	TMI 500 KV SUB	35300 - Station Equipment	Office Furniture	\$82.31	\$62.67	\$19.64
MTED - Trans Subs	TMI 500 KV SUB	35300 - Station Equipment	Non-Unitized	\$128.97	\$10.69	\$118.28
MTED - Trans Subs	TMI 500 KV SUB	35300 - Station Equipment	Controls and Instrumentation	\$247.91	\$139.93	\$107.98
MTED - Trans Subs	TMI 500 KV SUB	35300 - Station Equipment	Equipment Protective Lighting & Pow	\$291.72	\$199.95	\$91.77
MTED - Trans Subs	TMI 500 KV SUB	35300 - Station Equipment	Bus-Insulators	\$358.91	\$23.05	\$335.86
MTED - Trans Subs	TMI 500 KV SUB	35300 - Station Equipment	Minor Station Equipment	\$710.72	\$487.13	\$223.59
MTED - Trans Subs	TMI 500 KV SUB	35300 - Station Equipment	Relaying Equipment	\$1,152.71	\$31.39	\$1,121.32

Major Location	Asset Location	Utility Account	Asset Retirement Unit	Book Cost	Allocated Reserve	Net Book Value
MTED - Trans Subs	TMI 500 KV SUB	35300 - Station Equipment	Controls and Instrumentation	\$2,087.46	\$1,143.75	\$943.71
MTED - Trans Subs	TMI 500 KV SUB	35300 - Station Equipment	Office Furniture	\$2,244.75	\$1,538.57	\$706.18
MTED - Trans Subs	TMI 500 KV SUB	35300 - Station Equipment	Circuit Breaker	\$2,257.26	\$1,483.37	\$773.89
MTED - Trans Subs	TMI 500 KV SUB	35300 - Station Equipment	Microwave System	\$2,577.98	\$1,369.22	\$1,208.76
MTED - Trans Subs	TMI 500 KV SUB	35300 - Station Equipment	Wiring	\$2,928.39	\$298.22	\$2,630.17
MTED - Trans Subs	TMI 500 KV SUB	35300 - Station Equipment	Microwave System	\$3,292.16	\$1,460.00	\$1,832.16
MTED - Trans Subs	TMI 500 KV SUB	35300 - Station Equipment	Condensers - Rooftop	\$4,737.13	\$753.66	\$3,983.47
MTED - Trans Subs	TMI 500 KV SUB	35300 - Station Equipment	Site Clearing	\$5,878.85	\$160.07	\$5,718.78
MTED - Trans Subs	TMI 500 KV SUB	35300 - Station Equipment	Wiring	\$6,829.19	\$3,741.79	\$3,087.40
MTED - Trans Subs	TMI 500 KV SUB	35300 - Station Equipment	Relays	\$7,463.84	\$2,336.12	\$5,127.72
MTED - Trans Subs	TMI 500 KV SUB	35300 - Station Equipment	Conduit/Duct System	\$7,584.16	\$206.50	\$7,377.66
MTED - Trans Subs	TMI 500 KV SUB	35300 - Station Equipment	Control Wiring	\$10,091.29	\$1,605.49	\$8,485.80
MTED - Trans Subs	TMI 500 KV SUB	35300 - Station Equipment	Battery System	\$10,939.40	\$1,740.42	\$9,198.98
MTED - Trans Subs	TMI 500 KV SUB	35300 - Station Equipment	Carrier Equipment System	\$12,709.20	\$6,313.50	\$6,395.70
MTED - Trans Subs	TMI 500 KV SUB	35300 - Station Equipment	Carrier Equipment System	\$14,026.78	\$6,220.57	\$7,806.21
MTED - Trans Subs	TMI 500 KV SUB	35300 - Station Equipment	Minor Station Equipment	\$15,133.74	\$8,291.95	\$6,841.79
MTED - Trans Subs	TMI 500 KV SUB	35300 - Station Equipment	Relays	\$16,068.87	\$437.53	\$15,631.34
MTED - Trans Subs	TMI 500 KV SUB	35300 - Station Equipment	Battery System	\$16,139.63	\$11,062.26	\$5,077.37
MTED - Trans Subs	TMI 500 KV SUB	35300 - Station Equipment	Switch	\$16,334.55	\$2,598.77	\$13,735.78
MTED - Trans Subs	TMI 500 KV SUB	35300 - Station Equipment	Bus-Insulators	\$18,385.82	\$500.61	\$17,885.21
MTED - Trans Subs	TMI 500 KV SUB	35300 - Station Equipment	Wiring	\$22,491.39	\$4,010.78	\$18,480.61
MTED - Trans Subs	TMI 500 KV SUB	35300 - Station Equipment	Transformer, Station Service : Each	\$22,898.78	\$2,331.94	\$20,566.84
MTED - Trans Subs	TMI 500 KV SUB	35300 - Station Equipment	Wiring	\$23,681.30	\$17,754.22	\$5,927.08
MTED - Trans Subs	TMI 500 KV SUB	35300 - Station Equipment	Conduit/Duct System	\$24,941.46	\$13,665.71	\$11,275.75
MTED - Trans Subs	TMI 500 KV SUB	35300 - Station Equipment	Microwave System	\$26,299.70	\$12,603.39	\$13,696.31
MTED - Trans Subs	TMI 500 KV SUB	35300 - Station Equipment	Capacitor Bank	\$26,411.97	\$7,255.06	\$19,156.91
MTED - Trans Subs	TMI 500 KV SUB	35300 - Station Equipment	Carrier Equipment System	\$26,629.11	\$10,343.66	\$16,285.45
MTED - Trans Subs	TMI 500 KV SUB	35300 - Station Equipment	Arrester, Lightning & Surge Protect	\$29,278.97	\$797.21	\$28,481.76
MTED - Trans Subs	TMI 500 KV SUB	35300 - Station Equipment	Carrier Equipment System	\$31,446.63	\$11,036.23	\$20,410.40
MTED - Trans Subs	TMI 500 KV SUB	35300 - Station Equipment	Grounding System, Station	\$32,275.99	\$878.81	\$31,397.18
MTED - Trans Subs	TMI 500 KV SUB	35300 - Station Equipment	Misc Tools & Equipment	\$38,161.75	\$26,156.45	\$12,005.30
MTED - Trans Subs	TMI 500 KV SUB	35300 - Station Equipment	Cable, Wiring	\$38,816.39	\$3,952.94	\$34,863.45
MTED - Trans Subs	TMI 500 KV SUB	35300 - Station Equipment	Non-Unitized	\$41,276.87	\$1,123.88	\$40,152.99
MTED - Trans Subs	TMI 500 KV SUB	35300 - Station Equipment	Equipment Enclosure	\$45,184.72	\$30,970.07	\$14,214.65
MTED - Trans Subs	TMI 500 KV SUB	35300 - Station Equipment	Foundation - Equipment	\$49,797.16	\$1,355.87	\$48,441.29
MTED - Trans Subs	TMI 500 KV SUB	35300 - Station Equipment	Microwave System	\$51,136.93	\$35,049.76	\$16,087.17
MTED - Trans Subs	TMI 500 KV SUB	35300 - Station Equipment	Steel Pole Fully Dressed	\$51,496.92	\$35,296.50	\$16,200.42
MTED - Trans Subs	TMI 500 KV SUB	35300 - Station Equipment	Arrester, Lightning & Surge Protect	\$51,756.22	\$35,474.23	\$16,281.99
MTED - Trans Subs	TMI 500 KV SUB	35300 - Station Equipment	Transformer, Instrument	\$53,143.76	\$9,476.86	\$43,666.90
MTED - Trans Subs	TMI 500 KV SUB	35300 - Station Equipment	Relaying Equipment	\$61,714.64	\$556.78	\$61,157.86
MTED - Trans Subs	TMI 500 KV SUB	35300 - Station Equipment	Bus	\$62,971.46	\$1,714.58	\$61,256.88
MTED - Trans Subs	TMI 500 KV SUB	35300 - Station Equipment	Carrier Equipment System	\$75,152.08	\$2,046.24	\$73,105.84
MTED - Trans Subs	TMI 500 KV SUB	35300 - Station Equipment	RTU - SCADA	\$82,561.82	\$5,301.80	\$77,260.02
MTED - Trans Subs	TMI 500 KV SUB	35300 - Station Equipment	Protective Lighting	\$84,370.32	\$15,045.34	\$69,324.98
MTED - Trans Subs	TMI 500 KV SUB	35300 - Station Equipment	Grounding System, Station	\$88,134.63	\$60,408.36	\$27,726.27
MTED - Trans Subs	TMI 500 KV SUB	35300 - Station Equipment	Control Wiring	\$98,364.18	\$2,678.26	\$95,685.92
MTED - Trans Subs	TMI 500 KV SUB	35300 - Station Equipment	Switch	\$98,823.82	\$2,690.77	\$96,133.05

Major Location	Asset Location	Utility Account	Asset Retirement Unit	Book Cost	Allocated Reserve	Net Book Value
MTED - Trans Subs	TMI 500 KV SUB	35300 - Station Equipment	Conduit/Duct System	\$120,149.41	\$82,351.61	\$37,797.80
MTED - Trans Subs	TMI 500 KV SUB	35300 - Station Equipment	Controls and Instrumentation	\$120,269.11	\$61,826.80	\$58,442.31
MTED - Trans Subs	TMI 500 KV SUB	35300 - Station Equipment	VT 115KV	\$125,166.93	\$12,746.62	\$112,420.31
MTED - Trans Subs	TMI 500 KV SUB	35300 - Station Equipment	Relaying Equipment	\$169,103.98	\$14,028.46	\$155,075.52
MTED - Trans Subs	TMI 500 KV SUB	35300 - Station Equipment	Cabinets/Panels/Consoles	\$171,907.50	\$4,680.69	\$167,226.81
MTED - Trans Subs	TMI 500 KV SUB	35300 - Station Equipment	Carrier Transmitter/Receiver Assemb	\$174,386.05	\$17,758.93	\$156,627.12
MTED - Trans Subs	TMI 500 KV SUB	35300 - Station Equipment	Carrier Equipment System	\$183,385.31	\$125,694.13	\$57,691.18
MTED - Trans Subs	TMI 500 KV SUB	35300 - Station Equipment	Carrier Equipment System	\$216,720.73	\$17,978.63	\$198,742.10
MTED - Trans Subs	TMI 500 KV SUB	35300 - Station Equipment	Circuit Breaker	\$253,597.15	\$6,904.93	\$246,692.22
MTED - Trans Subs	TMI 500 KV SUB	35300 - Station Equipment	Foundation - Equipment	\$266,991.43	\$182,998.61	\$83,992.82
MTED - Trans Subs	TMI 500 KV SUB	35300 - Station Equipment	Relays	\$289,728.82	\$46,094.81	\$243,634.01
MTED - Trans Subs	TMI 500 KV SUB	35300 - Station Equipment	Relays	\$329,099.50	\$33,514.47	\$295,585.03
MTED - Trans Subs	TMI 500 KV SUB	35300 - Station Equipment	Structure	\$344,661.64	\$9,384.42	\$335,277.22
MTED - Trans Subs	TMI 500 KV SUB	35300 - Station Equipment	Controls and Instrumentation	\$506,327.59	\$347,042.02	\$159,285.57
MTED - Trans Subs	TMI 500 KV SUB	35300 - Station Equipment	Wiring	\$576,145.75	\$394,896.09	\$181,249.66
MTED - Trans Subs	TMI 500 KV SUB	35300 - Station Equipment	Transformer, Instrument	\$658,336.29	\$451,230.31	\$207,105.98
MTED - Trans Subs	TMI 500 KV SUB	35300 - Station Equipment	Transformer, Power	\$939,203.02	\$239,920.30	\$699,282.72
MTED - Trans Subs	TMI 500 KV SUB	35300 - Station Equipment	Structure	\$1,208,845.83	\$828,555.08	\$380,290.75
MTED - Trans Subs	TMI 500 KV SUB	35300 - Station Equipment	Circuit Breaker	\$1,483,359.92	\$1,016,709.79	\$466,650.13
MTED - Trans Subs	TMI 500 KV SUB	35300 - Station Equipment	Transformer, Power	\$2,764,811.30	\$1,895,029.44	\$869,781.86
	TMI 500 KV SUB Total			\$12,421,645.42	\$6,193,649.20	\$6,227,996.22
MTED - Trans Subs	TMI#2 230 KV SUB	35300 - Station Equipment	Non-Unitized	(\$11,985.60)	(\$769.67)	(\$11,215.93)
MTED - Trans Subs	TMI#2 230 KV SUB	35300 - Station Equipment	Non-Unitized	(\$12.46)	(\$0.57)	(\$11.89)
MTED - Trans Subs	TMI#2 230 KV SUB	35300 - Station Equipment	Non-Unitized	\$3.26	\$0.03	\$3.23
MTED - Trans Subs	TMI#2 230 KV SUB	35300 - Station Equipment	Office Furniture	\$48.42	\$40.75	\$7.67
MTED - Trans Subs	TMI#2 230 KV SUB	35300 - Station Equipment	Office Furniture	\$51.02	\$42.50	\$8.52
MTED - Trans Subs	TMI#2 230 KV SUB	35300 - Station Equipment	Controls and Instrumentation	\$106.27	\$74.28	\$31.99
MTED - Trans Subs	TMI#2 230 KV SUB	35300 - Station Equipment	Office Furniture	\$221.15	\$145.33	\$75.82
MTED - Trans Subs	TMI#2 230 KV SUB	35300 - Station Equipment	Conduit/Duct System	\$227.34	\$10.37	\$216.97
MTED - Trans Subs	TMI#2 230 KV SUB	35300 - Station Equipment	Office Furniture	\$249.62	\$187.15	\$62.47
MTED - Trans Subs	TMI#2 230 KV SUB	35300 - Station Equipment	Minor Station Equipment	\$512.16	\$170.05	\$342.11
MTED - Trans Subs	TMI#2 230 KV SUB	35300 - Station Equipment	Grounding System, Station	\$744.78	\$432.47	\$312.31
MTED - Trans Subs	TMI#2 230 KV SUB	35300 - Station Equipment	Controls and Instrumentation	\$859.85	\$365.70	\$494.15
MTED - Trans Subs	TMI#2 230 KV SUB	35300 - Station Equipment	Circuit Breaker	\$898.28	\$651.35	\$246.93
MTED - Trans Subs	TMI#2 230 KV SUB	35300 - Station Equipment	Controls and Instrumentation	\$1,083.18	\$420.74	\$662.44
MTED - Trans Subs	TMI#2 230 KV SUB	35300 - Station Equipment	Misc Tools & Equipment	\$1,131.61	\$791.01	\$340.60
MTED - Trans Subs	TMI#2 230 KV SUB	35300 - Station Equipment	Switchgear	\$1,203.94	\$825.19	\$378.75
MTED - Trans Subs	TMI#2 230 KV SUB	35300 - Station Equipment	Conduit/Duct System	\$1,558.85	\$905.16	\$653.69
MTED - Trans Subs	TMI#2 230 KV SUB	35300 - Station Equipment	Grounding System, Station	\$2,000.46	\$777.05	\$1,223.41
MTED - Trans Subs	TMI#2 230 KV SUB	35300 - Station Equipment	Conduit/Duct System	\$2,158.52	\$838.44	\$1,320.08
MTED - Trans Subs	TMI#2 230 KV SUB	35300 - Station Equipment	Controls and Instrumentation	\$3,066.32	\$1,970.13	\$1,096.19
MTED - Trans Subs	TMI#2 230 KV SUB	35300 - Station Equipment	Carrier Equipment System	\$3,316.43	\$1,288.22	\$2,028.21
MTED - Trans Subs	TMI#2 230 KV SUB	35300 - Station Equipment	Conduit/Duct System	\$4,172.54	\$2,680.89	\$1,491.65
MTED - Trans Subs	TMI#2 230 KV SUB	35300 - Station Equipment	Transformer, Power	\$4,176.44	\$3,131.14	\$1,045.30
MTED - Trans Subs	TMI#2 230 KV SUB	35300 - Station Equipment	Transformer, Power	\$4,248.47	\$2,110.50	\$2,137.97
MTED - Trans Subs	TMI#2 230 KV SUB	35300 - Station Equipment	Bus	\$4,262.85	\$194.53	\$4,068.32
MTED - Trans Subs	TMI#2 230 KV SUB	35300 - Station Equipment	Foundation - Equipment	\$5,274.90	\$3,062.91	\$2,211.99

Major Location	Asset Location	Utility Account	Asset Retirement Unit	Book Cost	Allocated Reserve	Net Book Value
MTED - Trans Subs	TMI#2 230 KV SUB	35300 - Station Equipment	Non-Unitized	\$5,695.40	\$472.48	\$5,222.92
MTED - Trans Subs	TMI#2 230 KV SUB	35300 - Station Equipment	Switchgear	\$6,096.40	\$3,133.98	\$2,962.42
MTED - Trans Subs	TMI#2 230 KV SUB	35300 - Station Equipment	Controls and Instrumentation	\$6,850.23	\$3,402.96	\$3,447.27
MTED - Trans Subs	TMI#2 230 KV SUB	35300 - Station Equipment	Carrier Equipment System	\$6,863.04	\$3,166.98	\$3,696.06
MTED - Trans Subs	TMI#2 230 KV SUB	35300 - Station Equipment	Structure	\$7,159.18	\$4,157.04	\$3,002.14
MTED - Trans Subs	TMI#2 230 KV SUB	35300 - Station Equipment	Wiring	\$7,553.46	\$4,385.98	\$3,167.48
MTED - Trans Subs	TMI#2 230 KV SUB	35300 - Station Equipment	Carrier Equipment System	\$8,094.87	\$4,700.36	\$3,394.51
MTED - Trans Subs	TMI#2 230 KV SUB	35300 - Station Equipment	Switchgear	\$11,231.12	\$4,776.66	\$6,454.46
MTED - Trans Subs	TMI#2 230 KV SUB	35300 - Station Equipment	Carrier Equipment System	\$11,293.68	\$1,580.28	\$9,713.40
MTED - Trans Subs	TMI#2 230 KV SUB	35300 - Station Equipment	Battery System	\$12,624.07	\$6,271.21	\$6,352.86
MTED - Trans Subs	TMI#2 230 KV SUB	35300 - Station Equipment	Coupling Capacitor	\$12,726.82	\$3,983.39	\$8,743.43
MTED - Trans Subs	TMI#2 230 KV SUB	35300 - Station Equipment	Battery System	\$13,678.32	\$1,913.96	\$11,764.36
MTED - Trans Subs	TMI#2 230 KV SUB	35300 - Station Equipment	Carrier Equipment System	\$15,855.46	\$2,522.54	\$13,332.92
MTED - Trans Subs	TMI#2 230 KV SUB	35300 - Station Equipment	Non-Unitized	\$17,207.00	\$468.51	\$16,738.49
MTED - Trans Subs	TMI#2 230 KV SUB	35300 - Station Equipment	Conduit/Duct System	\$22,074.51	\$10,965.86	\$11,108.65
MTED - Trans Subs	TMI#2 230 KV SUB	35300 - Station Equipment	CT 600V CATEGORY 1	\$22,886.07	\$1,898.57	\$20,987.50
MTED - Trans Subs	TMI#2 230 KV SUB	35300 - Station Equipment	Conduit/Duct System	\$35,815.91	\$26,851.72	\$8,964.19
MTED - Trans Subs	TMI#2 230 KV SUB	35300 - Station Equipment	Switch	\$39,315.36	\$22,828.79	\$16,486.57
MTED - Trans Subs	TMI#2 230 KV SUB	35300 - Station Equipment	Battery System	\$42,219.80	\$6,717.02	\$35,502.78
MTED - Trans Subs	TMI#2 230 KV SUB	35300 - Station Equipment	Transformer, Station Service : Each	\$43,238.35	\$11,045.28	\$32,193.07
MTED - Trans Subs	TMI#2 230 KV SUB	35300 - Station Equipment	Wiring	\$44,980.59	\$17,471.99	\$27,508.60
MTED - Trans Subs	TMI#2 230 KV SUB	35300 - Station Equipment	Wiring	\$46,801.03	\$23,249.16	\$23,551.87
MTED - Trans Subs	TMI#2 230 KV SUB	35300 - Station Equipment	Equipment Spill and Leakage System	\$50,012.60	\$19,426.61	\$30,585.99
MTED - Trans Subs	TMI#2 230 KV SUB	35300 - Station Equipment	Generator, Motor Sets & Auxiliary S	\$68,036.38	\$33,798.16	\$34,238.22
MTED - Trans Subs	TMI#2 230 KV SUB	35300 - Station Equipment	RTU - SCADA	\$82,561.82	\$5,301.80	\$77,260.02
MTED - Trans Subs	TMI#2 230 KV SUB	35300 - Station Equipment	Carrier Equipment System	\$101,457.28	\$76,064.03	\$25,393.25
MTED - Trans Subs	TMI#2 230 KV SUB	35300 - Station Equipment	Grounding System, Station	\$124,880.73	\$93,624.93	\$31,255.80
MTED - Trans Subs	TMI#2 230 KV SUB	35300 - Station Equipment	Circuit Breaker	\$127,021.81	\$56,331.34	\$70,690.47
MTED - Trans Subs	TMI#2 230 KV SUB	35300 - Station Equipment	Controls and Instrumentation	\$129,193.64	\$57,294.51	\$71,899.13
MTED - Trans Subs	TMI#2 230 KV SUB	35300 - Station Equipment	Circuit Breaker	\$135,452.14	\$101,550.48	\$33,901.66
MTED - Trans Subs	TMI#2 230 KV SUB	35300 - Station Equipment	Foundation - Equipment	\$190,582.09	\$142,882.22	\$47,699.87
MTED - Trans Subs	TMI#2 230 KV SUB	35300 - Station Equipment	Switch	\$218,581.89	\$163,874.08	\$54,707.81
MTED - Trans Subs	TMI#2 230 KV SUB	35300 - Station Equipment	Coupling Capacitor	\$228,489.29	\$10,426.60	\$218,062.69
MTED - Trans Subs	TMI#2 230 KV SUB	35300 - Station Equipment	Wiring	\$327,946.23	\$245,866.15	\$82,080.08
MTED - Trans Subs	TMI#2 230 KV SUB	35300 - Station Equipment	Structure	\$345,698.03	\$259,174.94	\$86,523.09
MTED - Trans Subs	TMI#2 230 KV SUB	35300 - Station Equipment	Switchgear	\$357,905.68	\$268,327.19	\$89,578.49
MTED - Trans Subs	TMI#2 230 KV SUB	35300 - Station Equipment	Controls and Instrumentation	\$389,072.69	\$291,693.56	\$97,379.13
MTED - Trans Subs	TMI#2 230 KV SUB	35300 - Station Equipment	Circuit Breaker	\$1,105,725.11	\$429,501.41	\$676,223.70
	TMI#2 230 KV SUB Total			\$4,452,456.68	\$2,441,448.37	\$2,011,008.31
MTED - Dist Subs	VIOLET HL SUB	35300 - Station Equipment	Non-Unitized	\$19,523.93	\$890.94	\$18,632.99
	VIOLET HL SUB Total			\$19,523.93	\$890.94	\$18,632.99
MTED - Dist Subs	W. RDG SUB	35300 - Station Equipment	Non-Unitized	(\$5,076.03)	(\$325.96)	(\$4,750.07)
MTED - Dist Subs	W. RDG SUB	35300 - Station Equipment	Non-Unitized	(\$12.46)	(\$0.57)	(\$11.89)
MTED - Dist Subs	W. RDG SUB	35300 - Station Equipment	Non-Unitized	\$3.26	\$0.03	\$3.23
MTED - Dist Subs	W. RDG SUB	35300 - Station Equipment	Non-Unitized	\$15,341.51	\$417.72	\$14,923.79
MTED - Dist Subs	W. RDG SUB	35300 - Station Equipment	RTU - SCADA	\$82,561.82	\$5,263.27	\$77,298.55
MTED - Dist Subs	W. RDG SUB	35300 - Station Equipment	Relaying Equipment	\$265,804.50	\$17,068.95	\$248,735.55

Major Location	Asset Location	Utility Account	Asset Retirement Unit	Book Cost	Allocated Reserve	Net Book Value
	W. RDG SUB Total			\$358,622.60	\$22,423.43	\$336,199.17
MTED - Dist Subs	WEST BYRTOWN SUB	35300 - Station Equipment	Non-Unitized	\$47,745.16	\$430.76	\$47,314.40
MTED - Dist Subs	WEST BYRTOWN SUB	35300 - Station Equipment	Circuit Breaker	\$49,412.01	\$2,254.80	\$47,157.21
	WEST BYRTOWN SUB Total			\$97,157.17	\$2,685.56	\$94,471.61
MTED - TL 115KV	WESTERN 115 KV NETWORK	35300 - Station Equipment	Control Wiring	\$2,301.32	\$62.66	\$2,238.66
MTED - TL 115KV	WESTERN 115 KV NETWORK	35300 - Station Equipment	Bus-Insulators	\$3,075.75	\$83.74	\$2,992.01
MTED - TL 115KV	WESTERN 115 KV NETWORK	35300 - Station Equipment	Bus	\$15,076.65	\$410.50	\$14,666.15
MTED - TL 115KV	WESTERN 115 KV NETWORK	35300 - Station Equipment	Cable, Wiring	\$54,924.03	\$1,495.47	\$53,428.56
MTED - TL 115KV	WESTERN 115 KV NETWORK	35300 - Station Equipment	Line Wave Trap	\$67,007.33	\$1,824.48	\$65,182.85
	WESTERN 115 KV NETWORK Total			\$142,385.08	\$3,876.85	\$138,508.23
MTED - Dist Subs	WESTGATE SUB	35300 - Station Equipment	Non-Unitized	\$127.49	\$8.19	\$119.30
	WESTGATE SUB Total			\$127.49	\$8.19	\$119.30
MTED - Dist Subs	WHITEFORD SUB	35300 - Station Equipment	Non-Unitized	\$15,013.97	\$408.80	\$14,605.17
	WHITEFORD SUB Total			\$15,013.97	\$408.80	\$14,605.17
MTED - Trans Subs	YOE SUB	35300 - Station Equipment	Office Furniture	\$75.95	\$57.84	\$18.11
MTED - Trans Subs	YOE SUB	35300 - Station Equipment	Arrester, Lightning & Surge Protect	\$131.43	\$82.48	\$48.95
MTED - Trans Subs	YOE SUB	35300 - Station Equipment	Grounding System, Station	\$132.81	\$105.50	\$27.31
MTED - Trans Subs	YOE SUB	35300 - Station Equipment	Wiring	\$167.69	\$123.69	\$44.00
MTED - Trans Subs	YOE SUB	35300 - Station Equipment	Wood Pole	\$233.54	\$177.83	\$55.71
MTED - Trans Subs	YOE SUB	35300 - Station Equipment	Controls and Instrumentation	\$259.21	\$119.62	\$139.59
MTED - Trans Subs	YOE SUB	35300 - Station Equipment	Conduit/Duct System	\$365.48	\$269.58	\$95.90
MTED - Trans Subs	YOE SUB	35300 - Station Equipment	Controls and Instrumentation	\$397.22	\$230.65	\$166.57
MTED - Trans Subs	YOE SUB	35300 - Station Equipment	Arrester, Lightning & Surge Protect	\$413.09	\$233.16	\$179.93
MTED - Trans Subs	YOE SUB	35300 - Station Equipment	Transformer, Instrument	\$426.99	\$241.01	\$185.98
MTED - Trans Subs	YOE SUB	35300 - Station Equipment	Arrester, Lightning & Surge Protect	\$498.74	\$341.84	\$156.90
MTED - Trans Subs	YOE SUB	35300 - Station Equipment	Controls and Instrumentation	\$614.70	\$412.75	\$201.95
MTED - Trans Subs	YOE SUB	35300 - Station Equipment	Battery System	\$904.34	\$688.61	\$215.73
MTED - Trans Subs	YOE SUB	35300 - Station Equipment	Arrester, Lightning & Surge Protect	\$929.48	\$461.73	\$467.75
MTED - Trans Subs	YOE SUB	35300 - Station Equipment	Relays	\$1,056.24	\$87.63	\$968.61
MTED - Trans Subs	YOE SUB	35300 - Station Equipment	Relays	\$1,416.00	\$470.15	\$945.85
MTED - Trans Subs	YOE SUB	35300 - Station Equipment	Arrester, Lightning & Surge Protect	\$1,690.82	\$1,287.48	\$403.34
MTED - Trans Subs	YOE SUB	35300 - Station Equipment	Controls and Instrumentation	\$1,927.24	\$1,550.63	\$376.61
MTED - Trans Subs	YOE SUB	35300 - Station Equipment	Wiring	\$2,000.00	\$739.52	\$1,260.48
MTED - Trans Subs	YOE SUB	35300 - Station Equipment	Transformer, Instrument	\$3,150.69	\$2,399.10	\$751.59
MTED - Trans Subs	YOE SUB	35300 - Station Equipment	Carrier Equipment System	\$3,866.46	\$1,987.64	\$1,878.82
MTED - Trans Subs	YOE SUB	35300 - Station Equipment	Transformer, Power	\$5,507.82	\$4,193.94	\$1,313.88
MTED - Trans Subs	YOE SUB	35300 - Station Equipment	Controls and Instrumentation	\$5,874.03	\$4,332.68	\$1,541.35
MTED - Trans Subs	YOE SUB	35300 - Station Equipment	Carrier Equipment System	\$5,970.23	\$2,647.67	\$3,322.56
MTED - Trans Subs	YOE SUB	35300 - Station Equipment	Foundation - Equipment	\$6,080.59	\$4,630.08	\$1,450.51
MTED - Trans Subs	YOE SUB	35300 - Station Equipment	Controls and Instrumentation	\$8,059.33	\$4,143.06	\$3,916.27
MTED - Trans Subs	YOE SUB	35300 - Station Equipment	Wiring	\$8,159.84	\$3,618.71	\$4,541.13
MTED - Trans Subs	YOE SUB	35300 - Station Equipment	Conduit/Duct System	\$11,480.62	\$8,741.95	\$2,738.67
MTED - Trans Subs	YOE SUB	35300 - Station Equipment	Controls and Instrumentation	\$13,629.91	\$8,131.51	\$5,498.40
MTED - Trans Subs	YOE SUB	35300 - Station Equipment	Grounding System, Station	\$14,181.09	\$10,798.23	\$3,382.86
MTED - Trans Subs	YOE SUB	35300 - Station Equipment	Carrier Equipment System	\$15,760.14	\$7,272.59	\$8,487.55
MTED - Trans Subs	YOE SUB	35300 - Station Equipment	Conduit/Duct System	\$19,238.90	\$8,532.02	\$10,706.88
MTED - Trans Subs	YOE SUB	35300 - Station Equipment	Grounding System, Station	\$24,524.76	\$10,876.18	\$13,648.58

Major Location	Asset Location	Utility Account	Asset Retirement Unit	Book Cost	Allocated Reserve	Net Book Value
MTED - Trans Subs	YOE SUB	35300 - Station Equipment	Transformer, Station Service : Each	\$26,495.88	\$8,292.98	\$18,202.90
MTED - Trans Subs	YOE SUB	35300 - Station Equipment	Controls and Instrumentation	\$30,016.52	\$13,311.66	\$16,704.86
MTED - Trans Subs	YOE SUB	35300 - Station Equipment	Wiring	\$31,656.16	\$24,104.67	\$7,551.49
MTED - Trans Subs	YOE SUB	35300 - Station Equipment	Circuit Breaker	\$38,220.11	\$29,102.81	\$9,117.30
MTED - Trans Subs	YOE SUB	35300 - Station Equipment	Controls and Instrumentation	\$38,935.17	\$29,647.30	\$9,287.87
MTED - Trans Subs	YOE SUB	35300 - Station Equipment	Switch	\$44,769.28	\$34,089.69	\$10,679.59
MTED - Trans Subs	YOE SUB	35300 - Station Equipment	Structure	\$53,786.78	\$40,956.09	\$12,830.69
MTED - Trans Subs	YOE SUB	35300 - Station Equipment	Switch	\$89,715.63	\$4,093.98	\$85,621.65
MTED - Trans Subs	YOE SUB	35300 - Station Equipment	Under-load Tap Changer (LTC)	\$100,827.61	\$4,601.04	\$96,226.57
MTED - Trans Subs	YOE SUB	35300 - Station Equipment	Arrester, Lightning & Surge Protect	\$109,936.45	\$5,016.70	\$104,919.75
	YOE SUB Total			\$723,484.97	\$283,203.95	\$440,281.02
MTED - Trans Subs	YORK HAVEN TRANS SUB	35300 - Station Equipment	Wiring	\$14,081.19	\$383.40	\$13,697.79
MTED - Trans Subs	YORK HAVEN TRANS SUB	35300 - Station Equipment	Bus-Insulators	\$15,162.37	\$412.84	\$14,749.53
MTED - Trans Subs	YORK HAVEN TRANS SUB	35300 - Station Equipment	Bus	\$15,987.98	\$435.32	\$15,552.66
MTED - Trans Subs	YORK HAVEN TRANS SUB	35300 - Station Equipment	Switch	\$87,078.24	\$2,370.96	\$84,707.28
	YORK HAVEN TRANS SUB Total			\$132,309.78	\$3,602.53	\$128,707.25
MTED - Trans Subs	YORK INCENERATOR(SLD WST AUTH) SUB	35300 - Station Equipment	Grounding System, Station	\$1.00	\$0.48	\$0.52
MTED - Trans Subs	YORK INCENERATOR(SLD WST AUTH) SUB	35300 - Station Equipment	Controls and Instrumentation	\$1.00	\$0.48	\$0.52
MTED - Trans Subs	YORK INCENERATOR(SLD WST AUTH) SUB	35300 - Station Equipment	Transformer, Instrument	\$1.65	\$0.79	\$0.86
MTED - Trans Subs	YORK INCENERATOR(SLD WST AUTH) SUB	35300 - Station Equipment	Conduit/Duct System	\$2.00	\$0.96	\$1.04
MTED - Trans Subs	YORK INCENERATOR(SLD WST AUTH) SUB	35300 - Station Equipment	Structure	\$3.00	\$1.44	\$1.56
MTED - Trans Subs	YORK INCENERATOR(SLD WST AUTH) SUB	35300 - Station Equipment	Foundation - Equipment	\$3.00	\$1.44	\$1.56
MTED - Trans Subs	YORK INCENERATOR(SLD WST AUTH) SUB	35300 - Station Equipment	Circuit Breaker	\$4.00	\$1.91	\$2.09
MTED - Trans Subs	YORK INCENERATOR(SLD WST AUTH) SUB	35300 - Station Equipment	Carrier Equipment System	\$6.00	\$2.88	\$3.12
MTED - Trans Subs	YORK INCENERATOR(SLD WST AUTH) SUB	35300 - Station Equipment	Battery Charger	\$1,093.28	\$111.34	\$981.94
MTED - Trans Subs	YORK INCENERATOR(SLD WST AUTH) SUB	35300 - Station Equipment	Non-Unitized	\$1,123.55	\$51.27	\$1,072.28
MTED - Trans Subs	YORK INCENERATOR(SLD WST AUTH) SUB	35300 - Station Equipment	Non-Unitized	\$1,478.59	\$94.95	\$1,383.64
MTED - Trans Subs	YORK INCENERATOR(SLD WST AUTH) SUB	35300 - Station Equipment	Controls and Instrumentation	\$4,042.35	\$1,865.36	\$2,176.99
MTED - Trans Subs	YORK INCENERATOR(SLD WST AUTH) SUB	35300 - Station Equipment	Disconnect Switch	\$61,433.87	\$554.26	\$60,879.61
	YORK INCENERATOR(SLD WST AUTH) SUB Total			\$69,193.29	\$2,687.54	\$66,505.75
MTED - Trans Subs	YORKANA SUB	35300 - Station Equipment	Circuit Breaker	(\$4,059.89)	(\$802.21)	(\$3,257.68)
MTED - Trans Subs	YORKANA SUB	35300 - Station Equipment	Structural Steel Support	(\$3,427.04)	(\$677.16)	(\$2,749.88)
MTED - Trans Subs	YORKANA SUB	35300 - Station Equipment	Switch	(\$2,982.30)	(\$589.28)	(\$2,393.02)
MTED - Trans Subs	YORKANA SUB	35300 - Station Equipment	Transformer, Potential : Each	(\$1,840.49)	(\$363.67)	(\$1,476.82)
MTED - Trans Subs	YORKANA SUB	35300 - Station Equipment	Coupling Capacitor	(\$1,362.25)	(\$269.17)	(\$1,093.08)
MTED - Trans Subs	YORKANA SUB	35300 - Station Equipment	Circuit Breaker	(\$1,058.16)	(\$107.76)	(\$950.40)
MTED - Trans Subs	YORKANA SUB	35300 - Station Equipment	Cabinets/Panels/Consoles	(\$952.61)	(\$188.23)	(\$764.38)
MTED - Trans Subs	YORKANA SUB	35300 - Station Equipment	Bus	(\$808.97)	(\$159.85)	(\$649.12)
MTED - Trans Subs	YORKANA SUB	35300 - Station Equipment	Arrester, Lightning & Surge Protect	(\$499.58)	(\$98.71)	(\$400.87)
MTED - Trans Subs	YORKANA SUB	35300 - Station Equipment	Under-load Tap Changer (LTC)	(\$418.84)	(\$82.76)	(\$336.08)
MTED - Trans Subs	YORKANA SUB	35300 - Station Equipment	Relays	(\$293.00)	(\$57.89)	(\$235.11)
MTED - Trans Subs	YORKANA SUB	35300 - Station Equipment	Transformer, Current : Each	(\$219.30)	(\$43.33)	(\$175.97)
MTED - Trans Subs	YORKANA SUB	35300 - Station Equipment	Bus-Insulators	(\$217.94)	(\$43.06)	(\$174.88)
MTED - Trans Subs	YORKANA SUB	35300 - Station Equipment	Grounding System, Station	\$1.00	\$0.43	\$0.57
MTED - Trans Subs	YORKANA SUB	35300 - Station Equipment	Conduit/Duct System	\$1.53	\$0.65	\$0.88
MTED - Trans Subs	YORKANA SUB	35300 - Station Equipment	Conduit/Duct System	\$13.87	\$0.89	\$12.98
MTED - Trans Subs	YORKANA SUB	35300 - Station Equipment	Arrester, Lightning & Surge Protect	\$27.94	\$21.89	\$6.05

Major Location	Asset Location	Utility Account	Asset Retirement Unit	Book Cost	Allocated Reserve	Net Book Value
MTED - Trans Subs	YORKANA SUB	35300 - Station Equipment	Transformer, Instrument	\$46.31	\$32.99	\$13.32
MTED - Trans Subs	YORKANA SUB	35300 - Station Equipment	Battery System	\$50.63	\$39.68	\$10.95
MTED - Trans Subs	YORKANA SUB	35300 - Station Equipment	Equipment Protective Lighting & Pow	\$62.97	\$48.67	\$14.30
MTED - Trans Subs	YORKANA SUB	35300 - Station Equipment	Foundation - Equipment	\$69.34	\$4.45	\$64.89
MTED - Trans Subs	YORKANA SUB	35300 - Station Equipment	Office Furniture	\$123.78	\$97.02	\$26.76
MTED - Trans Subs	YORKANA SUB	35300 - Station Equipment	Carrier Equipment System	\$137.00	\$107.38	\$29.62
MTED - Trans Subs	YORKANA SUB	35300 - Station Equipment	Conduit/Duct System	\$174.20	\$86.54	\$87.66
MTED - Trans Subs	YORKANA SUB	35300 - Station Equipment	Conduit/Duct System	\$187.95	\$83.35	\$104.60
MTED - Trans Subs	YORKANA SUB	35300 - Station Equipment	Demarcation /Telephone Alarm System	\$214.01	\$113.66	\$100.35
MTED - Trans Subs	YORKANA SUB	35300 - Station Equipment	Transformer, Instrument	\$228.30	\$173.84	\$54.46
MTED - Trans Subs	YORKANA SUB	35300 - Station Equipment	Carrier Equipment System	\$269.07	\$114.44	\$154.63
MTED - Trans Subs	YORKANA SUB	35300 - Station Equipment	Arrester, Lightning & Surge Protect	\$343.19	\$182.28	\$160.91
MTED - Trans Subs	YORKANA SUB	35300 - Station Equipment	Equipment Protective Lighting & Pow	\$385.86	\$302.43	\$83.43
MTED - Trans Subs	YORKANA SUB	35300 - Station Equipment	Controls and Instrumentation	\$396.00	\$301.53	\$94.47
MTED - Trans Subs	YORKANA SUB	35300 - Station Equipment	Arrester, Lightning & Surge Protect	\$448.03	\$252.88	\$195.15
MTED - Trans Subs	YORKANA SUB	35300 - Station Equipment	Switch	\$479.16	\$359.23	\$119.93
MTED - Trans Subs	YORKANA SUB	35300 - Station Equipment	Conduit/Duct System	\$517.30	\$247.90	\$269.40
MTED - Trans Subs	YORKANA SUB	35300 - Station Equipment	Wiring	\$524.00	\$260.31	\$263.69
MTED - Trans Subs	YORKANA SUB	35300 - Station Equipment	Fire Protection System for Equipmnt	\$528.75	\$402.62	\$126.13
MTED - Trans Subs	YORKANA SUB	35300 - Station Equipment	Generator, Motor Sets & Auxiliary S	\$533.85	\$418.43	\$115.42
MTED - Trans Subs	YORKANA SUB	35300 - Station Equipment	Grounding System, Station	\$613.24	\$459.75	\$153.49
MTED - Trans Subs	YORKANA SUB	35300 - Station Equipment	Transformer, Instrument	\$630.03	\$290.73	\$339.30
MTED - Trans Subs	YORKANA SUB	35300 - Station Equipment	Transformer, Instrument	\$632.84	\$367.46	\$265.38
MTED - Trans Subs	YORKANA SUB	35300 - Station Equipment	Grounding System, Station	\$814.48	\$361.21	\$453.27
MTED - Trans Subs	YORKANA SUB	35300 - Station Equipment	Bus	\$970.65	\$62.33	\$908.32
MTED - Trans Subs	YORKANA SUB	35300 - Station Equipment	Controls and Instrumentation	\$1,010.28	\$618.51	\$391.77
MTED - Trans Subs	YORKANA SUB	35300 - Station Equipment	Transformer, Power	\$1,078.26	\$795.32	\$282.94
MTED - Trans Subs	YORKANA SUB	35300 - Station Equipment	Grounding System, Station	\$1,151.52	\$551.84	\$599.68
MTED - Trans Subs	YORKANA SUB	35300 - Station Equipment	Structural Steel Support	\$1,193.76	\$167.04	\$1,026.72
MTED - Trans Subs	YORKANA SUB	35300 - Station Equipment	Grounding System, Station	\$1,268.63	\$980.41	\$288.22
MTED - Trans Subs	YORKANA SUB	35300 - Station Equipment	Structure	\$1,489.50	\$1,116.70	\$372.80
MTED - Trans Subs	YORKANA SUB	35300 - Station Equipment	Capacitor Bank	\$1,565.58	\$430.05	\$1,135.53
MTED - Trans Subs	YORKANA SUB	35300 - Station Equipment	Minor Station Equipment	\$1,594.29	\$407.26	\$1,187.03
MTED - Trans Subs	YORKANA SUB	35300 - Station Equipment	Conduit/Duct System	\$1,716.26	\$882.28	\$833.98
MTED - Trans Subs	YORKANA SUB	35300 - Station Equipment	Controls and Instrumentation	\$1,775.34	\$972.73	\$802.61
MTED - Trans Subs	YORKANA SUB	35300 - Station Equipment	Animal Guard	\$1,853.83	\$119.04	\$1,734.79
MTED - Trans Subs	YORKANA SUB	35300 - Station Equipment	Capacitor Bank	\$2,247.40	\$788.73	\$1,458.67
MTED - Trans Subs	YORKANA SUB	35300 - Station Equipment	Arrester, Lightning & Surge Protect	\$2,441.70	\$1,255.21	\$1,186.49
MTED - Trans Subs	YORKANA SUB	35300 - Station Equipment	Conduit/Duct System	\$2,451.84	\$1,894.81	\$557.03
MTED - Trans Subs	YORKANA SUB	35300 - Station Equipment	Foundation - Equipment	\$2,514.17	\$1,942.97	\$571.20
MTED - Trans Subs	YORKANA SUB	35300 - Station Equipment	Controls and Instrumentation	\$2,566.64	\$1,723.38	\$843.26
MTED - Trans Subs	YORKANA SUB	35300 - Station Equipment	Capacitor Bank	\$2,598.32	\$1,105.08	\$1,493.24
MTED - Trans Subs	YORKANA SUB	35300 - Station Equipment	Transformer, Instrument	\$2,636.59	\$2,196.04	\$440.55
MTED - Trans Subs	YORKANA SUB	35300 - Station Equipment	Capacitor Bank	\$2,790.02	\$1,031.64	\$1,758.38
MTED - Trans Subs	YORKANA SUB	35300 - Station Equipment	Capacitor Bank	\$2,855.56	\$1,109.19	\$1,746.37
MTED - Trans Subs	YORKANA SUB	35300 - Station Equipment	Switchgear	\$2,944.00	\$1,661.67	\$1,282.33
MTED - Trans Subs	YORKANA SUB	35300 - Station Equipment	Foundation - Equipment	\$2,959.87	\$2,219.06	\$740.81

Major Location	Asset Location	Utility Account	Asset Retirement Unit	Book Cost	Allocated Reserve	Net Book Value
MTED - Trans Subs	YORKANA SUB	35300 - Station Equipment	Insulator - transmission	\$3,043.17	\$195.42	\$2,847.75
MTED - Trans Subs	YORKANA SUB	35300 - Station Equipment	Battery System	\$3,115.41	\$1,492.97	\$1,622.44
MTED - Trans Subs	YORKANA SUB	35300 - Station Equipment	Non-Unitized	\$3,450.70	\$93.95	\$3,356.75
MTED - Trans Subs	YORKANA SUB	35300 - Station Equipment	Conduit/Duct System	\$3,867.40	\$2,899.45	\$967.95
MTED - Trans Subs	YORKANA SUB	35300 - Station Equipment	Grounding System, Station	\$4,292.65	\$3,112.64	\$1,180.01
MTED - Trans Subs	YORKANA SUB	35300 - Station Equipment	Arrester, Lightning & Surge Protect	\$4,656.05	\$1,808.56	\$2,847.49
MTED - Trans Subs	YORKANA SUB	35300 - Station Equipment	Battery System	\$4,659.69	\$386.56	\$4,273.13
MTED - Trans Subs	YORKANA SUB	35300 - Station Equipment	Circuit Breaker	\$4,698.38	\$3,406.84	\$1,291.54
MTED - Trans Subs	YORKANA SUB	35300 - Station Equipment	Switchgear	\$4,925.91	\$2,004.62	\$2,921.29
MTED - Trans Subs	YORKANA SUB	35300 - Station Equipment	Switch	\$5,076.13	\$3,922.89	\$1,153.24
MTED - Trans Subs	YORKANA SUB	35300 - Station Equipment	Capacitor Bank	\$5,234.74	\$3,924.56	\$1,310.18
MTED - Trans Subs	YORKANA SUB	35300 - Station Equipment	Controls and Instrumentation	\$5,292.93	\$2,720.94	\$2,571.99
MTED - Trans Subs	YORKANA SUB	35300 - Station Equipment	Controls and Instrumentation	\$5,329.18	\$2,553.86	\$2,775.32
MTED - Trans Subs	YORKANA SUB	35300 - Station Equipment	Controls and Instrumentation	\$5,549.83	\$1,842.67	\$3,707.16
MTED - Trans Subs	YORKANA SUB	35300 - Station Equipment	Controls and Instrumentation	\$5,563.48	\$2,366.18	\$3,197.30
MTED - Trans Subs	YORKANA SUB	35300 - Station Equipment	Wiring	\$5,776.33	\$2,768.15	\$3,008.18
MTED - Trans Subs	YORKANA SUB	35300 - Station Equipment	Transformer, Instrument	\$5,836.52	\$4,574.59	\$1,261.93
MTED - Trans Subs	YORKANA SUB	35300 - Station Equipment	Carrier Equipment System	\$6,221.78	\$3,198.44	\$3,023.34
MTED - Trans Subs	YORKANA SUB	35300 - Station Equipment	Transformer, Power	\$6,430.04	\$4,662.47	\$1,767.57
MTED - Trans Subs	YORKANA SUB	35300 - Station Equipment	Relays	\$6,447.94	\$414.06	\$6,033.88
MTED - Trans Subs	YORKANA SUB	35300 - Station Equipment	Minor Station Equipment	\$6,509.78	\$3,346.48	\$3,163.30
MTED - Trans Subs	YORKANA SUB	35300 - Station Equipment	Non-Unitized	\$7,067.13	\$322.50	\$6,744.63
MTED - Trans Subs	YORKANA SUB	35300 - Station Equipment	Equipment Spill and Leakage System	\$7,453.07	\$3,305.27	\$4,147.80
MTED - Trans Subs	YORKANA SUB	35300 - Station Equipment	Foundation - Equipment	\$7,969.92	\$5,779.06	\$2,190.86
MTED - Trans Subs	YORKANA SUB	35300 - Station Equipment	Conduit/Duct System	\$8,101.56	\$5,874.51	\$2,227.05
MTED - Trans Subs	YORKANA SUB	35300 - Station Equipment	Controls and Instrumentation	\$8,183.62	\$4,065.34	\$4,118.28
MTED - Trans Subs	YORKANA SUB	35300 - Station Equipment	Controls and Instrumentation	\$8,422.60	\$6,509.08	\$1,913.52
MTED - Trans Subs	YORKANA SUB	35300 - Station Equipment	Foundation - Equipment	\$8,523.24	\$6,680.41	\$1,842.83
MTED - Trans Subs	YORKANA SUB	35300 - Station Equipment	Arrester, Lightning & Surge Protect	\$8,582.06	\$4,263.28	\$4,318.78
MTED - Trans Subs	YORKANA SUB	35300 - Station Equipment	Bus-Insulators	\$8,807.48	\$730.65	\$8,076.83
MTED - Trans Subs	YORKANA SUB	35300 - Station Equipment	CT 600V CATEGORY 1	\$10,060.70	\$1,024.55	\$9,036.15
MTED - Trans Subs	YORKANA SUB	35300 - Station Equipment	Structure	\$11,462.37	\$8,858.24	\$2,604.13
MTED - Trans Subs	YORKANA SUB	35300 - Station Equipment	Wiring	\$11,602.37	\$8,966.44	\$2,635.93
MTED - Trans Subs	YORKANA SUB	35300 - Station Equipment	Wiring	\$11,729.49	\$973.05	\$10,756.44
MTED - Trans Subs	YORKANA SUB	35300 - Station Equipment	Transformer, Power	\$12,114.23	\$9,494.98	\$2,619.25
MTED - Trans Subs	YORKANA SUB	35300 - Station Equipment	Switch	\$12,194.82	\$9,558.14	\$2,636.68
MTED - Trans Subs	YORKANA SUB	35300 - Station Equipment	Controls and Instrumentation	\$13,062.40	\$9,793.07	\$3,269.33
MTED - Trans Subs	YORKANA SUB	35300 - Station Equipment	Switch	\$13,571.76	\$619.32	\$12,952.44
MTED - Trans Subs	YORKANA SUB	35300 - Station Equipment	Bus-Insulators	\$14,530.84	\$1,479.77	\$13,051.07
MTED - Trans Subs	YORKANA SUB	35300 - Station Equipment	Switch	\$14,988.20	\$7,182.68	\$7,805.52
MTED - Trans Subs	YORKANA SUB	35300 - Station Equipment	Wiring	\$15,237.73	\$11,423.95	\$3,813.78
MTED - Trans Subs	YORKANA SUB	35300 - Station Equipment	Arrester, Lightning & Surge Protect	\$15,417.78	\$11,558.93	\$3,858.85
MTED - Trans Subs	YORKANA SUB	35300 - Station Equipment	Circuit Breaker	\$16,320.26	\$12,235.55	\$4,084.71
MTED - Trans Subs	YORKANA SUB	35300 - Station Equipment	Switch	\$16,460.58	\$1,676.29	\$14,784.29
MTED - Trans Subs	YORKANA SUB	35300 - Station Equipment	Carrier Equipment System	\$16,463.58	\$7,889.70	\$8,573.88
MTED - Trans Subs	YORKANA SUB	35300 - Station Equipment	Transformer, Power	\$16,767.92	\$6,823.75	\$9,944.17
MTED - Trans Subs	YORKANA SUB	35300 - Station Equipment	Conduit	\$16,964.72	\$774.15	\$16,190.57

Major Location	Asset Location	Utility Account	Asset Retirement Unit	Book Cost	Allocated Reserve	Net Book Value
MTED - Trans Subs	YORKANA SUB	35300 - Station Equipment	Structure	\$17,178.37	\$8,232.25	\$8,946.12
MTED - Trans Subs	YORKANA SUB	35300 - Station Equipment	Wiring	\$17,631.16	\$1,132.21	\$16,498.95
MTED - Trans Subs	YORKANA SUB	35300 - Station Equipment	Arrester, Lightning & Surge Protect	\$17,815.40	\$10,906.97	\$6,908.43
MTED - Trans Subs	YORKANA SUB	35300 - Station Equipment	Equipment Enclosure	\$18,237.08	\$832.21	\$17,404.87
MTED - Trans Subs	YORKANA SUB	35300 - Station Equipment	Grounding System, Station	\$18,268.10	\$1,173.11	\$17,094.99
MTED - Trans Subs	YORKANA SUB	35300 - Station Equipment	Transformer, Instrument	\$18,698.31	\$14,018.40	\$4,679.91
MTED - Trans Subs	YORKANA SUB	35300 - Station Equipment	Battery Cell Assembly	\$19,237.34	\$1,595.88	\$17,641.46
MTED - Trans Subs	YORKANA SUB	35300 - Station Equipment	Grounding System, Station	\$21,058.73	\$16,505.56	\$4,553.17
MTED - Trans Subs	YORKANA SUB	35300 - Station Equipment	Switch	\$22,291.66	\$16,163.87	\$6,127.79
MTED - Trans Subs	YORKANA SUB	35300 - Station Equipment	Conduit/Duct System	\$23,827.46	\$18,675.66	\$5,151.80
MTED - Trans Subs	YORKANA SUB	35300 - Station Equipment	Carrier Equipment System	\$24,094.84	\$17,471.37	\$6,623.47
MTED - Trans Subs	YORKANA SUB	35300 - Station Equipment	Switchgear	\$24,596.18	\$15,058.30	\$9,537.88
MTED - Trans Subs	YORKANA SUB	35300 - Station Equipment	Bus	\$27,081.80	\$2,246.64	\$24,835.16
MTED - Trans Subs	YORKANA SUB	35300 - Station Equipment	Foundation - Equipment	\$27,468.71	\$13,163.61	\$14,305.10
MTED - Trans Subs	YORKANA SUB	35300 - Station Equipment	Relays	\$27,574.81	\$2,287.54	\$25,287.27
MTED - Trans Subs	YORKANA SUB	35300 - Station Equipment	Carrier Equipment System	\$28,604.58	\$11,640.71	\$16,963.87
MTED - Trans Subs	YORKANA SUB	35300 - Station Equipment	Relaying Equipment	\$30,654.07	\$1,968.49	\$28,685.58
MTED - Trans Subs	YORKANA SUB	35300 - Station Equipment	Structure	\$31,794.91	\$23,054.76	\$8,740.15
MTED - Trans Subs	YORKANA SUB	35300 - Station Equipment	Capacitor Bank	\$32,762.55	\$13,332.81	\$19,429.74
MTED - Trans Subs	YORKANA SUB	35300 - Station Equipment	Non-Unitized	\$33,088.47	\$298.52	\$32,789.95
MTED - Trans Subs	YORKANA SUB	35300 - Station Equipment	Foundation - Equipment	\$33,311.00	\$14,772.69	\$18,538.31
MTED - Trans Subs	YORKANA SUB	35300 - Station Equipment	Wiring	\$34,219.38	\$24,812.76	\$9,406.62
MTED - Trans Subs	YORKANA SUB	35300 - Station Equipment	Switchgear	\$35,909.42	\$28,145.36	\$7,764.06
MTED - Trans Subs	YORKANA SUB	35300 - Station Equipment	Switchgear	\$36,319.09	\$19,899.65	\$16,419.44
MTED - Trans Subs	YORKANA SUB	35300 - Station Equipment	Arrester, Lightning & Surge Protect	\$37,958.18	\$15,447.19	\$22,510.99
MTED - Trans Subs	YORKANA SUB	35300 - Station Equipment	Structure	\$38,011.25	\$29,792.74	\$8,218.51
MTED - Trans Subs	YORKANA SUB	35300 - Station Equipment	Non-Unitized	\$38,023.00	\$3,154.30	\$34,868.70
MTED - Trans Subs	YORKANA SUB	35300 - Station Equipment	Arrester, Lightning & Surge Protect	\$38,053.30	\$3,875.23	\$34,178.07
MTED - Trans Subs	YORKANA SUB	35300 - Station Equipment	Transformer, Instrument	\$39,890.29	\$28,924.79	\$10,965.50
MTED - Trans Subs	YORKANA SUB	35300 - Station Equipment	Transformer, Power	\$41,584.27	\$31,176.35	\$10,407.92
MTED - Trans Subs	YORKANA SUB	35300 - Station Equipment	Structural Steel Support	\$41,671.39	\$3,456.96	\$38,214.43
MTED - Trans Subs	YORKANA SUB	35300 - Station Equipment	Relays	\$44,532.40	\$2,032.14	\$42,500.26
MTED - Trans Subs	YORKANA SUB	35300 - Station Equipment	Transformer, Instrument	\$44,722.95	\$18,200.14	\$26,522.81
MTED - Trans Subs	YORKANA SUB	35300 - Station Equipment	Grounding System, Station	\$46,007.01	\$18,722.69	\$27,284.32
MTED - Trans Subs	YORKANA SUB	35300 - Station Equipment	Conduit/Duct System	\$50,973.81	\$20,743.95	\$30,229.86
MTED - Trans Subs	YORKANA SUB	35300 - Station Equipment	Controls and Instrumentation	\$52,276.73	\$40,973.84	\$11,302.89
MTED - Trans Subs	YORKANA SUB	35300 - Station Equipment	Disconnect Switch	\$52,996.82	\$1,443.00	\$51,553.82
MTED - Trans Subs	YORKANA SUB	35300 - Station Equipment	Switch	\$53,169.91	\$4,410.85	\$48,759.06
MTED - Trans Subs	YORKANA SUB	35300 - Station Equipment	Disconnect Switch	\$54,165.15	\$488.68	\$53,676.47
MTED - Trans Subs	YORKANA SUB	35300 - Station Equipment	Wiring	\$54,217.00	\$42,494.60	\$11,722.40
MTED - Trans Subs	YORKANA SUB	35300 - Station Equipment	Battery System	\$54,535.78	\$1,484.89	\$53,050.89
MTED - Trans Subs	YORKANA SUB	35300 - Station Equipment	VT 115KV	\$58,385.42	\$4,843.52	\$53,541.90
MTED - Trans Subs	YORKANA SUB	35300 - Station Equipment	Controls and Instrumentation	\$59,411.44	\$43,079.74	\$16,331.70
MTED - Trans Subs	YORKANA SUB	35300 - Station Equipment	Circuit Breaker	\$60,697.94	\$47,574.28	\$13,123.66
MTED - Trans Subs	YORKANA SUB	35300 - Station Equipment	Switchgear	\$61,199.24	\$29,328.00	\$31,871.24
MTED - Trans Subs	YORKANA SUB	35300 - Station Equipment	Non-Unitized	\$70,340.33	\$4,516.99	\$65,823.34
MTED - Trans Subs	YORKANA SUB	35300 - Station Equipment	Control Wiring	\$71,412.33	\$4,585.83	\$66,826.50

Major Location	Asset Location	Utility Account	Asset Retirement Unit	Book Cost	Allocated Reserve	Net Book Value
MTED - Trans Subs	YORKANA SUB	35300 - Station Equipment	Structure	\$72,273.51	\$5,995.64	\$66,277.87
MTED - Trans Subs	YORKANA SUB	35300 - Station Equipment	Foundation - Equipment	\$75,923.56	\$30,897.31	\$45,026.25
MTED - Trans Subs	YORKANA SUB	35300 - Station Equipment	Cable, Wiring	\$79,658.63	\$6,608.29	\$73,050.34
MTED - Trans Subs	YORKANA SUB	35300 - Station Equipment	RTU - SCADA	\$82,561.82	\$5,301.80	\$77,260.02
MTED - Trans Subs	YORKANA SUB	35300 - Station Equipment	Wire Fully Dressed	\$87,165.01	\$5,597.40	\$81,567.61
MTED - Trans Subs	YORKANA SUB	35300 - Station Equipment	Transformer, Power	\$94,651.65	\$47,019.72	\$47,631.93
MTED - Trans Subs	YORKANA SUB	35300 - Station Equipment	Circuit Breaker	\$97,604.54	\$46,774.22	\$50,830.32
MTED - Trans Subs	YORKANA SUB	35300 - Station Equipment	Switch	\$106,937.95	\$43,518.71	\$63,419.24
MTED - Trans Subs	YORKANA SUB	35300 - Station Equipment	Grounding System, Station	\$108,051.55	\$8,963.70	\$99,087.85
MTED - Trans Subs	YORKANA SUB	35300 - Station Equipment	Structure	\$124,551.65	\$50,686.66	\$73,864.99
MTED - Trans Subs	YORKANA SUB	35300 - Station Equipment	Wiring	\$136,186.91	\$6,214.58	\$129,972.33
MTED - Trans Subs	YORKANA SUB	35300 - Station Equipment	Wiring	\$139,867.63	\$56,919.54	\$82,948.09
MTED - Trans Subs	YORKANA SUB	35300 - Station Equipment	Conduit/Duct System	\$140,255.15	\$11,635.24	\$128,619.91
MTED - Trans Subs	YORKANA SUB	35300 - Station Equipment	Foundation	\$140,255.15	\$11,635.24	\$128,619.91
MTED - Trans Subs	YORKANA SUB	35300 - Station Equipment	Controls and Instrumentation	\$153,427.26	\$62,437.67	\$90,989.59
MTED - Trans Subs	YORKANA SUB	35300 - Station Equipment	Switch	\$178,589.57	\$11,468.34	\$167,121.23
MTED - Trans Subs	YORKANA SUB	35300 - Station Equipment	Circuit Breaker	\$192,020.04	\$78,143.11	\$113,876.93
MTED - Trans Subs	YORKANA SUB	35300 - Station Equipment	Circuit Breaker	\$217,315.38	\$13,955.16	\$203,360.22
MTED - Trans Subs	YORKANA SUB	35300 - Station Equipment	RTU - SCADA	\$235,072.94	\$6,400.55	\$228,672.39
MTED - Trans Subs	YORKANA SUB	35300 - Station Equipment	Relaying Equipment	\$257,029.76	\$11,728.98	\$245,300.78
MTED - Trans Subs	YORKANA SUB	35300 - Station Equipment	Circuit Breaker	\$260,790.16	\$11,900.59	\$248,889.57
MTED - Trans Subs	YORKANA SUB	35300 - Station Equipment	Switchgear	\$275,529.28	\$7,502.09	\$268,027.19
MTED - Trans Subs	YORKANA SUB	35300 - Station Equipment	Relaying Equipment	\$287,149.17	\$23,821.21	\$263,327.96
MTED - Trans Subs	YORKANA SUB	35300 - Station Equipment	Transformer, Power	\$335,216.73	\$220,288.41	\$114,928.32
MTED - Trans Subs	YORKANA SUB	35300 - Station Equipment	Switch	\$344,117.10	\$9,369.60	\$334,747.50
MTED - Trans Subs	YORKANA SUB	35300 - Station Equipment	Circuit Breaker	\$576,024.39	\$47,785.61	\$528,238.78
MTED - Trans Subs	YORKANA SUB	35300 - Station Equipment	Controls and Instrumentation	\$713,200.27	\$59,165.39	\$654,034.88
MTED - Trans Subs	YORKANA SUB	35300 - Station Equipment	Transformer, Power	\$1,729,880.18	\$767,163.39	\$962,716.79
MTED - Trans Subs	YORKANA SUB	35300 - Station Equipment	Transformer, Power	\$4,320,312.10	\$277,433.98	\$4,042,878.12
	YORKANA SUB Total			\$13,801,605.14	\$2,849,711.94	\$10,951,893.20
		35300 - Station Equipment Total		\$176,058,236.14	\$55,792,586.09	\$120,265,650.05
MTED - TL 500KV	ALBURTIS to BRANCHBURG (5016)	35400 - Towers And Fixtures	Steel Tower Fully Dressed	\$375,836.61	\$293,433.00	\$82,403.61
	ALBURTIS to BRANCHBURG (5016) Total			\$375,836.61	\$293,433.00	\$82,403.61
MTED - TL 230KV	ALBURTIS to TWR 1071-91	35400 - Towers And Fixtures	Steel Tower Fully Dressed	\$291,657.54	\$216,435.82	\$75,221.72
MTED - TL 230KV	ALBURTIS to TWR 1071-91	35400 - Towers And Fixtures	Steel Tower Fully Dressed	\$589,173.28	\$310,292.02	\$278,881.26
	ALBURTIS to TWR 1071-91 Total			\$880,830.82	\$526,727.84	\$354,102.98
MTED - TL 230KV	BRUNNER'S ISLAND to YORKANA (1055)	35400 - Towers And Fixtures	Steel Tower Fully Dressed	\$59,783.32	\$45,925.91	\$13,857.41
	BRUNNER'S ISLAND to YORKANA (1055) Total			\$59,783.32	\$45,925.91	\$13,857.41
MTED - TL 500KV	CONEMAUGH to HUNTERSTOWN (5006)	35400 - Towers And Fixtures	Steel Tower Fully Dressed	\$302,219.68	\$148,810.22	\$153,409.46
	CONEMAUGH to HUNTERSTOWN (5006) Total			\$302,219.68	\$148,810.22	\$153,409.46
MTED - TL 230KV	COPPERSTONE to MIDDLETOWN JCT (1094-2)	35400 - Towers And Fixtures	Steel Tower Fully Dressed	\$1,012,844.86	\$737,886.50	\$274,958.36
	COPPERSTONE to MIDDLETOWN JCT (1094-2) Total			\$1,012,844.86	\$737,886.50	\$274,958.36
MTED - TL 230KV	COPPERSTONE to NORTH LEBANON (1094-1)	35400 - Towers And Fixtures	Steel Tower Fully Dressed	\$1,177,610.93	\$904,647.82	\$272,963.11
	COPPERSTONE to NORTH LEBANON (1094-1) Total			\$1,177,610.93	\$904,647.82	\$272,963.11
MTED - TL 115KV	EASTERN 115 KV NETWORK	35400 - Towers And Fixtures	Steel Tower Fully Dressed	\$26,134.23	\$23,355.04	\$2,779.19
MTED - TL 115KV	EASTERN 115 KV NETWORK	35400 - Towers And Fixtures	Steel Tower Fully Dressed	\$39,700.54	\$15,355.60	\$24,344.94
MTED - TL 115KV	EASTERN 115 KV NETWORK	35400 - Towers And Fixtures	Steel Tower Fully Dressed	\$44,404.24	\$44,221.74	\$182.50

Major Location	Asset Location	Utility Account	Asset Retirement Unit	Book Cost	Allocated Reserve	Net Book Value
MTED - TL 115KV	EASTERN 115 KV NETWORK	35400 - Towers And Fixtures	Steel Tower Fully Dressed	\$59,148.39	\$59,009.91	\$138.48
MTED - TL 115KV	EASTERN 115 KV NETWORK	35400 - Towers And Fixtures	Steel Tower Fully Dressed	\$72,851.42	\$70,969.20	\$1,882.22
MTED - TL 115KV	EASTERN 115 KV NETWORK	35400 - Towers And Fixtures	Steel Tower Fully Dressed	\$128,568.38	\$113,826.72	\$14,741.66
MTED - TL 115KV	EASTERN 115 KV NETWORK	35400 - Towers And Fixtures	Steel Tower Fully Dressed	\$192,371.30	\$192,004.90	\$366.40
	EASTERN 115 KV NETWORK Total			\$563,178.50	\$518,743.11	\$44,435.39
MTED - TL 69KV	ER Pa - TL 69KV (MTED)	35400 - Towers And Fixtures	Steel Tower Fully Dressed	\$1,003.82	\$1,002.86	\$0.96
MTED - TL 69KV	ER Pa - TL 69KV (MTED)	35400 - Towers And Fixtures	Steel Tower Fully Dressed	\$1,324.65	\$1,320.88	\$3.77
MTED - TL 69KV	ER Pa - TL 69KV (MTED)	35400 - Towers And Fixtures	Steel Tower Fully Dressed	\$1,442.39	\$1,070.38	\$372.01
MTED - TL 69KV	ER Pa - TL 69KV (MTED)	35400 - Towers And Fixtures	Steel Tower Fully Dressed	\$1,467.10	\$409.92	\$1,057.18
MTED - TL 69KV	ER Pa - TL 69KV (MTED)	35400 - Towers And Fixtures	Steel Tower Fully Dressed	\$1,939.14	\$1,876.47	\$62.67
MTED - TL 69KV	ER Pa - TL 69KV (MTED)	35400 - Towers And Fixtures	Steel Tower Fully Dressed	\$2,313.86	\$2,310.31	\$3.55
MTED - TL 69KV	ER Pa - TL 69KV (MTED)	35400 - Towers And Fixtures	Steel Tower Fully Dressed	\$9,249.26	\$1,927.28	\$7,321.98
MTED - TL 69KV	ER Pa - TL 69KV (MTED)	35400 - Towers And Fixtures	Steel Tower Fully Dressed	\$9,720.09	\$9,496.57	\$223.52
MTED - TL 69KV	ER Pa - TL 69KV (MTED)	35400 - Towers And Fixtures	Steel Tower Fully Dressed	\$10,026.50	\$4,056.68	\$5,969.82
MTED - TL 69KV	ER Pa - TL 69KV (MTED)	35400 - Towers And Fixtures	Steel Tower Fully Dressed	\$11,410.99	\$2,579.16	\$8,831.83
MTED - TL 69KV	ER Pa - TL 69KV (MTED)	35400 - Towers And Fixtures	Steel Tower Fully Dressed	\$16,827.42	\$13,919.82	\$2,907.60
MTED - TL 69KV	ER Pa - TL 69KV (MTED)	35400 - Towers And Fixtures	Steel Tower Fully Dressed	\$17,765.87	\$15,244.02	\$2,521.85
MTED - TL 69KV	ER Pa - TL 69KV (MTED)	35400 - Towers And Fixtures	Steel Tower Fully Dressed	\$35,323.86	\$25,734.44	\$9,589.42
MTED - TL 69KV	ER Pa - TL 69KV (MTED)	35400 - Towers And Fixtures	Steel Tower Fully Dressed	\$54,557.17	\$50,701.33	\$3,855.84
MTED - TL 69KV	ER Pa - TL 69KV (MTED)	35400 - Towers And Fixtures	Steel Tower Fully Dressed	\$55,722.70	\$54,283.03	\$1,439.67
MTED - TL 69KV	ER Pa - TL 69KV (MTED)	35400 - Towers And Fixtures	Steel Tower Fully Dressed	\$56,482.24	\$44,785.60	\$11,696.64
MTED - TL 69KV	ER Pa - TL 69KV (MTED)	35400 - Towers And Fixtures	Steel Tower Fully Dressed	\$88,396.40	\$88,228.03	\$168.37
MTED - TL 69KV	ER Pa - TL 69KV (MTED)	35400 - Towers And Fixtures	Steel Tower Fully Dressed	\$160,110.04	\$138,901.92	\$21,208.12
	ER Pa - TL 69KV (MTED) Total			\$535,083.50	\$457,848.70	\$77,234.80
MTED - TL 230KV	HOSENSACK to SOUTH READING (1006)	35400 - Towers And Fixtures	Steel Tower Fully Dressed	\$5,216.84	\$4,742.55	\$474.29
MTED - TL 230KV	HOSENSACK to SOUTH READING (1006)	35400 - Towers And Fixtures	Steel Tower Fully Dressed	\$219,204.99	\$153,537.66	\$65,667.33
MTED - TL 230KV	HOSENSACK to SOUTH READING (1006)	35400 - Towers And Fixtures	Steel Tower Fully Dressed	\$965,392.06	\$884,499.60	\$80,892.46
	HOSENSACK to SOUTH READING (1006) Total			\$1,189,813.89	\$1,042,779.81	\$147,034.08
MTED - TL 230KV	HOSENSAK to SPRINGFIELD (HS)	35400 - Towers And Fixtures	Steel Tower Fully Dressed	\$745,883.40	\$572,992.13	\$172,891.27
	HOSENSAK to SPRINGFIELD (HS) Total			\$745,883.40	\$572,992.13	\$172,891.27
MTED - TL 230KV	HUMMELSTOWN to MIDDLETOWN JCT (1002)	35400 - Towers And Fixtures	Steel Tower Fully Dressed	\$27,904.92	\$22,126.22	\$5,778.70
MTED - TL 230KV	HUMMELSTOWN to MIDDLETOWN JCT (1002)	35400 - Towers And Fixtures	Steel Tower Fully Dressed	\$41,624.23	\$30,888.88	\$10,735.35
MTED - TL 230KV	HUMMELSTOWN to MIDDLETOWN JCT (1002)	35400 - Towers And Fixtures	Steel Tower Fully Dressed	\$43,012.97	\$38,778.65	\$4,234.32
MTED - TL 230KV	HUMMELSTOWN to MIDDLETOWN JCT (1002)	35400 - Towers And Fixtures	Steel Tower Fully Dressed	\$55,844.97	\$40,684.66	\$15,160.31
MTED - TL 230KV	HUMMELSTOWN to MIDDLETOWN JCT (1002)	35400 - Towers And Fixtures	Steel Tower Fully Dressed	\$243,493.35	\$221,356.05	\$22,137.30
	HUMMELSTOWN to MIDDLETOWN JCT (1002) Total			\$411,880.44	\$353,834.46	\$58,045.98
MTED - TL 500KV	HUNTERSTOWN TO CONASTONE (5013)	35400 - Towers And Fixtures	Extensions	(\$859.01)	(\$104.62)	(\$754.39)
MTED - TL 500KV	HUNTERSTOWN TO CONASTONE (5013)	35400 - Towers And Fixtures	Steel Tower Fully Dressed	\$101,891.25	\$75,612.36	\$26,278.89
MTED - TL 500KV	HUNTERSTOWN TO CONASTONE (5013)	35400 - Towers And Fixtures	Steel Tower Fully Dressed	\$302,219.68	\$148,810.22	\$153,409.46
	HUNTERSTOWN TO CONASTONE (5013) Total			\$403,251.92	\$224,317.96	\$178,933.96
MTED - TL 230KV	HUNTERSTOWN to JACKSON (1053)	35400 - Towers And Fixtures	Steel Tower Fully Dressed	\$1,131,748.22	\$576,735.62	\$555,012.60
	HUNTERSTOWN to JACKSON (1053) Total			\$1,131,748.22	\$576,735.62	\$555,012.60
MTED - TL 230KV	IRONWOOD to NORTH HERSHEY to NORTH TEMPLE (1001)	35400 - Towers And Fixtures	Steel Tower Fully Dressed	\$562,136.44	\$417,155.21	\$144,981.23
	IRONWOOD to NORTH HERSHEY to NORTH TEMPLE (1001) Total			\$562,136.44	\$417,155.21	\$144,981.23
MTED - TL 230KV	IRONWOOD to SOUTH LEBANON (1054)	35400 - Towers And Fixtures	Steel Tower Fully Dressed	\$84,418.20	\$19,080.59	\$65,337.61
	IRONWOOD to SOUTH LEBANON (1054) Total			\$84,418.20	\$19,080.59	\$65,337.61
MTED - TL 230KV	JACKSON to YORKANA (1052)	35400 - Towers And Fixtures	Steel Tower Fully Dressed	\$110,456.87	\$77,367.26	\$33,089.61

Major Location	Asset Location	Utility Account	Asset Retirement Unit	Book Cost	Allocated Reserve	Net Book Value
	JACKSON to YORKANA (1052) Total			\$110,456.87	\$77,367.26	\$33,089.61
MTED - TL 500KV	JUNIATA to ALBERTS (5009)	35400 - Towers And Fixtures	Steel Tower Fully Dressed	\$1,332,800.62	\$73,765.45	\$1,259,035.17
MTED - TL 500KV	JUNIATA to ALBERTS (5009)	35400 - Towers And Fixtures	Steel Tower Fully Dressed	\$3,803,085.12	\$2,969,244.18	\$833,840.94
	JUNIATA to ALBERTS (5009) Total			\$5,135,885.74	\$3,043,009.63	\$2,092,876.11
MTED - TL 230KV	JUNIATA to DAUPHIN (1087)	35400 - Towers And Fixtures	Steel Tower Fully Dressed	\$5,802.00	\$5,033.47	\$768.53
MTED - TL 230KV	JUNIATA to DAUPHIN (1087)	35400 - Towers And Fixtures	Steel Tower Fully Dressed	\$173,400.62	\$123,917.78	\$49,482.84
MTED - TL 230KV	JUNIATA to DAUPHIN (1087)	35400 - Towers And Fixtures	Steel Tower Fully Dressed	\$410,937.05	\$373,576.53	\$37,360.52
	JUNIATA to DAUPHIN (1087) Total			\$590,139.67	\$502,527.78	\$87,611.89
MTED - TL 230KV	JUNIATA to HUMELSTOWN TAP to DAPHIN SUB (1087)	35400 - Towers And Fixtures	Steel Tower Fully Dressed	\$360,481.24	\$267,509.12	\$92,972.12
MTED - TL 230KV	JUNIATA to HUMELSTOWN TAP to DAPHIN SUB (1087)	35400 - Towers And Fixtures	Steel Tower Fully Dressed	\$380,963.12	\$346,327.69	\$34,635.43
	JUNIATA to HUMELSTOWN TAP to DAPHIN SUB (1087) Total			\$741,444.36	\$613,836.81	\$127,607.55
MTED - TL 500KV	JUNIATA to TMI (5008)	35400 - Towers And Fixtures	Steel Tower Fully Dressed	\$1,318,010.13	\$1,029,031.37	\$288,978.76
MTED - TL 500KV	JUNIATA to TMI (5008)	35400 - Towers And Fixtures	Steel Tower Fully Dressed	\$1,629,091.80	\$1,068,725.58	\$560,366.22
	JUNIATA to TMI (5008) Total			\$2,947,101.93	\$2,097,756.95	\$849,344.98
MTED - TL 115KV	LEBANON 115 KV NETWORK	35400 - Towers And Fixtures	Steel Tower Fully Dressed	\$14,477.39	\$12,559.72	\$1,917.67
MTED - TL 115KV	LEBANON 115 KV NETWORK	35400 - Towers And Fixtures	Steel Tower Fully Dressed	\$59,919.18	\$59,805.05	\$114.13
MTED - TL 115KV	LEBANON 115 KV NETWORK	35400 - Towers And Fixtures	Steel Tower Fully Dressed	\$71,260.30	\$66,651.47	\$4,608.83
	LEBANON 115 KV NETWORK Total			\$145,656.87	\$139,016.24	\$6,640.63
MTED - TL 230KV	MIDDLETOWN JCT to S. LEBANON (1004)	35400 - Towers And Fixtures	Steel Tower Fully Dressed	\$6,507.46	\$4,999.07	\$1,508.39
MTED - TL 230KV	MIDDLETOWN JCT to S. LEBANON (1004)	35400 - Towers And Fixtures	Steel Tower Fully Dressed	\$245,996.72	\$182,551.43	\$63,445.29
MTED - TL 230KV	MIDDLETOWN JCT to S. LEBANON (1004)	35400 - Towers And Fixtures	Steel Tower Fully Dressed	\$778,455.01	\$707,681.44	\$70,773.57
	MIDDLETOWN JCT to S. LEBANON (1004) Total			\$1,030,959.19	\$895,231.94	\$135,727.25
MTED - TL 230KV	MIDDLETOWN JUNCTION to TMI UNIT 1 (1091)	35400 - Towers And Fixtures	Steel Tower Fully Dressed	\$442,001.46	\$328,004.37	\$113,997.09
	MIDDLETOWN JUNCTION to TMI UNIT 1 (1091) Total			\$442,001.46	\$328,004.37	\$113,997.09
MTED - TL 230KV	MIDDLETOWN JUNCTION to TMI UNIT 2 (1092)	35400 - Towers And Fixtures	Steel Tower Fully Dressed	\$454,553.20	\$337,318.88	\$117,234.32
	MIDDLETOWN JUNCTION to TMI UNIT 2 (1092) Total			\$454,553.20	\$337,318.88	\$117,234.32
MTED - Unspecified	MTED - Unspecified	35400 - Towers And Fixtures	Non-Unitized	(\$95.30)	(\$94.74)	(\$94.56)
MTED - Unspecified	MTED - Unspecified	35400 - Towers And Fixtures	Steel Tower Fully Dressed	\$1,202,103.23	\$66,531.85	\$1,135,571.38
MTED - Unspecified	MTED - Unspecified	35400 - Towers And Fixtures	Unspecified	\$1,738,125.65	\$68,204.69	\$1,669,920.96
	MTED - Unspecified Total			\$2,940,133.58	\$134,735.80	\$2,805,397.78
MTED - TL 230KV	NORTH LEBANON to NORTHKILL (NLN)	35400 - Towers And Fixtures	Steel Tower Fully Dressed	\$1,072,143.10	\$823,626.79	\$248,516.31
	NORTH LEBANON to NORTHKILL (NLN) Total			\$1,072,143.10	\$823,626.79	\$248,516.31
MTED - TL 230KV	NORTH TEMPLE to HOSENSACK (1003)	35400 - Towers And Fixtures	Steel Tower Fully Dressed	\$19,945.57	\$14,801.39	\$5,144.18
MTED - TL 230KV	NORTH TEMPLE to HOSENSACK (1003)	35400 - Towers And Fixtures	Steel Tower Fully Dressed	\$389,049.74	\$204,895.63	\$184,154.11
MTED - TL 230KV	NORTH TEMPLE to HOSENSACK (1003)	35400 - Towers And Fixtures	Steel Tower Fully Dressed	\$1,249,233.95	\$990,536.03	\$258,697.92
	NORTH TEMPLE to HOSENSACK (1003) Total			\$1,658,229.26	\$1,210,233.05	\$447,996.21
MTED - TL 230KV	NORTH TEMPLE to NORTHKILL (1071)	35400 - Towers And Fixtures	Steel Tower Fully Dressed	\$781,771.01	\$600,561.20	\$181,209.81
	NORTH TEMPLE to NORTHKILL (1071) Total			\$781,771.01	\$600,561.20	\$181,209.81
MTED - TL 230KV	NORTHWOOD to QUARRY (1012)	35400 - Towers And Fixtures	Steel Tower Fully Dressed	\$106,528.72	\$77,609.22	\$28,919.50
	NORTHWOOD to QUARRY (1012) Total			\$106,528.72	\$77,609.22	\$28,919.50
MTED - TL 230KV	PORTLAND to MARTINS CREEK (1008)	35400 - Towers And Fixtures	Steel Tower Fully Dressed	\$20,169.72	\$16,684.60	\$3,485.12
MTED - TL 230KV	PORTLAND to MARTINS CREEK (1008)	35400 - Towers And Fixtures	Steel Tower Fully Dressed	\$645,296.58	\$442,619.50	\$202,677.08
	PORTLAND to MARTINS CREEK (1008) Total			\$665,466.30	\$459,304.10	\$206,162.20
MTED - TL 230KV	PORTLAND to NJ STATE LINE (WHIPPANY)	35400 - Towers And Fixtures	Steel Tower Fully Dressed	\$38,727.75	\$32,449.19	\$6,278.56
	PORTLAND to NJ STATE LINE (WHIPPANY) Total			\$38,727.75	\$32,449.19	\$6,278.56
MTED - TL 230KV	SOUTH LEBANON to SOUTH READING (1074)	35400 - Towers And Fixtures	Steel Tower Fully Dressed	\$665,117.44	\$604,648.00	\$60,469.44
	SOUTH LEBANON to SOUTH READING (1074) Total			\$665,117.44	\$604,648.00	\$60,469.44

Major Location	Asset Location	Utility Account	Asset Retirement Unit	Book Cost	Allocated Reserve	Net Book Value
MTED - TL 230KV	SPRINGFIELD to GILBERT (1015)	35400 - Towers And Fixtures	Steel Tower Fully Dressed	\$828,759.33	\$636,657.91	\$192,101.42
	SPRINGFIELD to GILBERT (1015) Total			\$828,759.33	\$636,657.91	\$192,101.42
MTED - TL 500KV	TMI to HOSENSACK (5026)	35400 - Towers And Fixtures	Steel Tower Fully Dressed	\$132,283.11	\$48,803.05	\$83,480.06
MTED - TL 500KV	TMI to HOSENSACK (5026)	35400 - Towers And Fixtures	Steel Tower Fully Dressed	\$8,671,990.81	\$5,689,046.15	\$2,982,944.66
	TMI to HOSENSACK (5026) Total			\$8,804,273.92	\$5,737,849.20	\$3,066,424.72
MTED - TL 230KV	TMI to JACKSON (1051)	35400 - Towers And Fixtures	Steel Tower Fully Dressed	\$13,716.70	\$11,346.60	\$2,370.10
MTED - TL 230KV	TMI to JACKSON (1051)	35400 - Towers And Fixtures	Steel Tower Fully Dressed	\$1,052,983.49	\$767,128.64	\$285,854.85
	TMI to JACKSON (1051) Total			\$1,066,700.19	\$778,475.24	\$288,224.95
MTED - TL 500KV	TMI to PEACHBOTTOM (5007)	35400 - Towers And Fixtures	Steel Tower Fully Dressed	\$26,995.32	\$11,878.12	\$15,117.20
MTED - TL 500KV	TMI to PEACHBOTTOM (5007)	35400 - Towers And Fixtures	Steel Tower Fully Dressed	\$1,066,650.80	\$832,783.54	\$233,867.26
	TMI to PEACHBOTTOM (5007) Total			\$1,093,646.12	\$844,661.66	\$248,984.46
MTED - TL 115KV	WESTERN 115 KV NETWORK	35400 - Towers And Fixtures	Steel Tower Fully Dressed	\$24.52	\$20.01	\$4.51
MTED - TL 115KV	WESTERN 115 KV NETWORK	35400 - Towers And Fixtures	Steel Tower Fully Dressed	\$3,763.23	\$2,983.92	\$779.31
MTED - TL 115KV	WESTERN 115 KV NETWORK	35400 - Towers And Fixtures	Steel Tower Fully Dressed	\$4,008.81	\$3,225.99	\$782.82
MTED - TL 115KV	WESTERN 115 KV NETWORK	35400 - Towers And Fixtures	Steel Tower Fully Dressed	\$9,071.14	\$9,018.87	\$52.27
MTED - TL 115KV	WESTERN 115 KV NETWORK	35400 - Towers And Fixtures	Steel Tower Fully Dressed	\$13,302.87	\$13,212.86	\$90.01
MTED - TL 115KV	WESTERN 115 KV NETWORK	35400 - Towers And Fixtures	Steel Tower Fully Dressed	\$14,649.70	\$13,702.22	\$947.48
MTED - TL 115KV	WESTERN 115 KV NETWORK	35400 - Towers And Fixtures	Steel Tower Fully Dressed	\$49,073.84	\$38,314.21	\$10,759.63
MTED - TL 115KV	WESTERN 115 KV NETWORK	35400 - Towers And Fixtures	Steel Tower Fully Dressed	\$64,104.40	\$57,793.77	\$6,310.63
MTED - TL 115KV	WESTERN 115 KV NETWORK	35400 - Towers And Fixtures	Steel Tower Fully Dressed	\$106,424.78	\$106,222.08	\$202.70
	WESTERN 115 KV NETWORK Total			\$264,423.29	\$244,493.93	\$19,929.36
		35400 - Towers And Fixtures Total		\$41,020,640.03	\$27,060,294.03	\$13,960,346.00
MTED - TL 115KV	978 ES3 Tap - 115 KV Line	35500 - Poles And Fixtures	Wood Pole	\$18,670.42	\$1,918.30	\$16,752.12
MTED - TL 115KV	978 ES3 Tap - 115 KV Line	35500 - Poles And Fixtures	Steel Pole Fully Dressed	\$55,022.72	\$6,608.25	\$48,414.47
	978 ES3 Tap - 115 KV Line Total			\$73,693.14	\$8,526.55	\$65,166.59
MTED - TL 230KV	ALBURTIS to HOSENSACK (1073)	35500 - Poles And Fixtures	Steel Pole Fully Dressed	\$39,880.89	\$30,032.82	\$9,848.07
	ALBURTIS to HOSENSACK (1073) Total			\$39,880.89	\$30,032.82	\$9,848.07
MTED - TL 230KV	ALBURTIS to TWR 1071-91	35500 - Poles And Fixtures	Crossarm	\$2,991.49	\$2,252.78	\$738.71
MTED - TL 230KV	ALBURTIS to TWR 1071-91	35500 - Poles And Fixtures	Wood Pole	\$40,858.37	\$30,768.92	\$10,089.45
MTED - TL 230KV	ALBURTIS to TWR 1071-91	35500 - Poles And Fixtures	Steel Pole Fully Dressed	\$211,708.56	\$116,979.85	\$94,728.71
	ALBURTIS to TWR 1071-91 Total			\$255,558.42	\$150,001.55	\$105,556.87
MTED - Dist Subs	BALDY SUB	35500 - Poles And Fixtures	Wood Pole	(\$10,436.40)	(\$75.16)	(\$10,361.24)
MTED - Dist Subs	BALDY SUB	35500 - Poles And Fixtures	Non-Unitized	\$3,111.51	\$22.41	\$3,089.10
	BALDY SUB Total			(\$7,324.89)	(\$52.75)	(\$7,272.14)
MTED - Dist Subs	BIRDSBORO SUB	35500 - Poles And Fixtures	Non-Unitized	\$23,069.78	\$507.17	\$22,562.61
	BIRDSBORO SUB Total			\$23,069.78	\$507.17	\$22,562.61
MTED - TL 230KV	BRUNNER'S ISLAND to YORKANA (1055)	35500 - Poles And Fixtures	Crossarm	\$367.06	\$202.82	\$164.24
MTED - TL 230KV	BRUNNER'S ISLAND to YORKANA (1055)	35500 - Poles And Fixtures	Wood Pole	\$367.07	\$202.83	\$164.24
MTED - TL 230KV	BRUNNER'S ISLAND to YORKANA (1055)	35500 - Poles And Fixtures	Crossarm	\$1,315.90	\$607.91	\$707.99
MTED - TL 230KV	BRUNNER'S ISLAND to YORKANA (1055)	35500 - Poles And Fixtures	Wood Pole	\$1,315.90	\$607.91	\$707.99
MTED - TL 230KV	BRUNNER'S ISLAND to YORKANA (1055)	35500 - Poles And Fixtures	Crossarm	\$3,417.97	\$1,767.72	\$1,650.25
MTED - TL 230KV	BRUNNER'S ISLAND to YORKANA (1055)	35500 - Poles And Fixtures	Wood Pole	\$3,417.97	\$1,767.72	\$1,650.25
MTED - TL 230KV	BRUNNER'S ISLAND to YORKANA (1055)	35500 - Poles And Fixtures	Wood Pole	\$3,812.91	\$263.71	\$3,549.20
MTED - TL 230KV	BRUNNER'S ISLAND to YORKANA (1055)	35500 - Poles And Fixtures	Wood Pole	\$35,325.81	\$254.42	\$35,071.39
MTED - TL 230KV	BRUNNER'S ISLAND to YORKANA (1055)	35500 - Poles And Fixtures	Wood Pole	\$52,352.05	\$4,489.60	\$47,862.45
MTED - TL 230KV	BRUNNER'S ISLAND to YORKANA (1055)	35500 - Poles And Fixtures	Crossarm	\$58,402.72	\$20,245.39	\$38,157.33
MTED - TL 230KV	BRUNNER'S ISLAND to YORKANA (1055)	35500 - Poles And Fixtures	Wood Pole	\$58,402.72	\$20,245.39	\$38,157.33

Major Location	Asset Location	Utility Account	Asset Retirement Unit	Book Cost	Allocated Reserve	Net Book Value
MTED - TL 230KV	BRUNNER'S ISLAND to YORKANA (1055)	35500 - Poles And Fixtures	Wood Pole	\$78,150.59	\$60,468.42	\$17,682.17
MTED - TL 230KV	BRUNNER'S ISLAND to YORKANA (1055)	35500 - Poles And Fixtures	Crossarm	\$83,642.25	\$64,717.55	\$18,924.70
MTED - TL 230KV	BRUNNER'S ISLAND to YORKANA (1055)	35500 - Poles And Fixtures	Wood Pole	\$104,578.04	\$2,299.10	\$102,278.94
MTED - TL 230KV	BRUNNER'S ISLAND to YORKANA (1055)	35500 - Poles And Fixtures	Non-Unitized	\$130,456.08	\$939.55	\$129,516.53
	BRUNNER'S ISLAND to YORKANA (1055) Total			\$615,325.04	\$179,080.03	\$436,245.01
MTED - Dist Subs	CAMPBELLTOWN SUB	35500 - Poles And Fixtures	Non-Unitized	\$475.87	\$10.46	\$465.41
MTED - Dist Subs	CAMPBELLTOWN SUB	35500 - Poles And Fixtures	Wood Pole	\$34,460.21	\$757.59	\$33,702.62
	CAMPBELLTOWN SUB Total			\$34,936.08	\$768.05	\$34,168.03
MTED - TL 230KV	COPPERSTONE to MIDDLETOWN JCT (1094-2)	35500 - Poles And Fixtures	Crossarm	\$7,113.25	\$5,277.57	\$1,835.68
MTED - TL 230KV	COPPERSTONE to MIDDLETOWN JCT (1094-2)	35500 - Poles And Fixtures	Wood Pole	\$7,113.26	\$5,277.57	\$1,835.69
	COPPERSTONE to MIDDLETOWN JCT (1094-2) Total			\$14,226.51	\$10,555.14	\$3,671.37
MTED - TL 115KV	EASTERN 115 KV NETWORK	35500 - Poles And Fixtures	Non-Unitized	(\$10,174.38)	(\$539.12)	(\$9,635.26)
MTED - TL 115KV	EASTERN 115 KV NETWORK	35500 - Poles And Fixtures	Non-Unitized	(\$552.30)	(\$56.74)	(\$495.56)
MTED - TL 115KV	EASTERN 115 KV NETWORK	35500 - Poles And Fixtures	Crossarm	(\$503.00)	(\$34.79)	(\$468.21)
MTED - TL 115KV	EASTERN 115 KV NETWORK	35500 - Poles And Fixtures	Crossarm	\$48.55	\$42.93	\$5.62
MTED - TL 115KV	EASTERN 115 KV NETWORK	35500 - Poles And Fixtures	Crossarm	\$62.43	\$55.07	\$7.36
MTED - TL 115KV	EASTERN 115 KV NETWORK	35500 - Poles And Fixtures	Crossarm	\$142.19	\$122.18	\$20.01
MTED - TL 115KV	EASTERN 115 KV NETWORK	35500 - Poles And Fixtures	Wood Pole	\$152.37	\$130.92	\$21.45
MTED - TL 115KV	EASTERN 115 KV NETWORK	35500 - Poles And Fixtures	Wood Pole	\$162.49	\$143.34	\$19.15
MTED - TL 115KV	EASTERN 115 KV NETWORK	35500 - Poles And Fixtures	Crossarm	\$183.81	\$151.32	\$32.49
MTED - TL 115KV	EASTERN 115 KV NETWORK	35500 - Poles And Fixtures	Crossarm	\$197.68	\$158.31	\$39.37
MTED - TL 115KV	EASTERN 115 KV NETWORK	35500 - Poles And Fixtures	Wood Pole	\$201.54	\$161.40	\$40.14
MTED - TL 115KV	EASTERN 115 KV NETWORK	35500 - Poles And Fixtures	Wood Pole	\$323.31	\$266.16	\$57.15
MTED - TL 115KV	EASTERN 115 KV NETWORK	35500 - Poles And Fixtures	Crossarm	\$405.77	\$351.33	\$54.44
MTED - TL 115KV	EASTERN 115 KV NETWORK	35500 - Poles And Fixtures	Crossarm	\$416.17	\$329.73	\$86.44
MTED - TL 115KV	EASTERN 115 KV NETWORK	35500 - Poles And Fixtures	Crossarm	\$499.40	\$422.71	\$76.69
MTED - TL 115KV	EASTERN 115 KV NETWORK	35500 - Poles And Fixtures	Crossarm	\$638.13	\$394.98	\$243.15
MTED - TL 115KV	EASTERN 115 KV NETWORK	35500 - Poles And Fixtures	Wood Pole	\$784.10	\$640.04	\$144.06
MTED - TL 115KV	EASTERN 115 KV NETWORK	35500 - Poles And Fixtures	Wood Pole	\$829.12	\$573.93	\$255.19
MTED - TL 115KV	EASTERN 115 KV NETWORK	35500 - Poles And Fixtures	Crossarm	\$832.34	\$617.54	\$214.80
MTED - TL 115KV	EASTERN 115 KV NETWORK	35500 - Poles And Fixtures	Wood Pole	\$950.48	\$840.46	\$110.02
MTED - TL 115KV	EASTERN 115 KV NETWORK	35500 - Poles And Fixtures	Crossarm	\$984.94	\$668.30	\$316.64
MTED - TL 115KV	EASTERN 115 KV NETWORK	35500 - Poles And Fixtures	Crossarm	\$984.94	\$681.79	\$303.15
MTED - TL 115KV	EASTERN 115 KV NETWORK	35500 - Poles And Fixtures	Wood Pole	\$1,018.67	\$881.99	\$136.68
MTED - TL 115KV	EASTERN 115 KV NETWORK	35500 - Poles And Fixtures	Crossarm	\$1,220.77	\$494.24	\$726.53
MTED - TL 115KV	EASTERN 115 KV NETWORK	35500 - Poles And Fixtures	Crossarm	\$1,387.23	\$996.18	\$391.05
MTED - TL 115KV	EASTERN 115 KV NETWORK	35500 - Poles And Fixtures	Wood Pole	\$1,448.60	\$1,147.74	\$300.86
MTED - TL 115KV	EASTERN 115 KV NETWORK	35500 - Poles And Fixtures	Wood Pole	\$1,765.52	\$1,494.39	\$271.13
MTED - TL 115KV	EASTERN 115 KV NETWORK	35500 - Poles And Fixtures	Steel Pole Fully Dressed	\$1,871.11	\$257.83	\$1,613.28
MTED - TL 115KV	EASTERN 115 KV NETWORK	35500 - Poles And Fixtures	Wood Pole	\$2,000.84	\$1,357.61	\$643.23
MTED - TL 115KV	EASTERN 115 KV NETWORK	35500 - Poles And Fixtures	Crossarm	\$2,025.36	\$1,345.50	\$679.86
MTED - TL 115KV	EASTERN 115 KV NETWORK	35500 - Poles And Fixtures	Crossarm	\$2,823.02	\$2,125.91	\$697.11
MTED - TL 115KV	EASTERN 115 KV NETWORK	35500 - Poles And Fixtures	Crossarm	\$3,204.51	\$2,081.86	\$1,122.65
MTED - TL 115KV	EASTERN 115 KV NETWORK	35500 - Poles And Fixtures	Crossarm	\$5,398.27	\$462.95	\$4,935.32
MTED - TL 115KV	EASTERN 115 KV NETWORK	35500 - Poles And Fixtures	Wood Pole	\$5,792.14	\$2,345.00	\$3,447.14
MTED - TL 115KV	EASTERN 115 KV NETWORK	35500 - Poles And Fixtures	Crossarm	\$5,826.38	\$3,117.26	\$2,709.12
MTED - TL 115KV	EASTERN 115 KV NETWORK	35500 - Poles And Fixtures	Wood Pole	\$5,904.01	\$4,446.09	\$1,457.92

Major Location	Asset Location	Utility Account	Asset Retirement Unit	Book Cost	Allocated Reserve	Net Book Value
MTED - TL 115KV	EASTERN 115 KV NETWORK	35500 - Poles And Fixtures	Wood Pole	\$6,051.83	\$4,345.87	\$1,705.96
MTED - TL 115KV	EASTERN 115 KV NETWORK	35500 - Poles And Fixtures	Wood Pole	\$8,711.10	\$5,659.29	\$3,051.81
MTED - TL 115KV	EASTERN 115 KV NETWORK	35500 - Poles And Fixtures	Wood Pole	\$9,791.64	\$7,264.76	\$2,526.88
MTED - TL 115KV	EASTERN 115 KV NETWORK	35500 - Poles And Fixtures	Steel Pole Fully Dressed	\$10,179.94	\$5,446.53	\$4,733.41
MTED - TL 115KV	EASTERN 115 KV NETWORK	35500 - Poles And Fixtures	Steel Pole Fully Dressed	\$10,258.81	\$879.77	\$9,379.04
MTED - TL 115KV	EASTERN 115 KV NETWORK	35500 - Poles And Fixtures	Wood Pole	\$10,379.81	\$1,246.62	\$9,133.19
MTED - TL 115KV	EASTERN 115 KV NETWORK	35500 - Poles And Fixtures	Wood Pole	\$13,975.44	\$9,284.25	\$4,691.19
MTED - TL 115KV	EASTERN 115 KV NETWORK	35500 - Poles And Fixtures	Steel Pole Fully Dressed	\$15,463.36	\$1,069.50	\$14,393.86
MTED - TL 115KV	EASTERN 115 KV NETWORK	35500 - Poles And Fixtures	Crossarm	\$16,189.02	\$5,611.95	\$10,577.07
MTED - TL 115KV	EASTERN 115 KV NETWORK	35500 - Poles And Fixtures	Wood Pole	\$18,536.02	\$6,425.54	\$12,110.48
MTED - TL 115KV	EASTERN 115 KV NETWORK	35500 - Poles And Fixtures	Crossarm	\$20,447.82	\$17,490.26	\$2,957.56
MTED - TL 115KV	EASTERN 115 KV NETWORK	35500 - Poles And Fixtures	Wood Pole	\$29,803.42	\$15,945.60	\$13,857.82
MTED - TL 115KV	EASTERN 115 KV NETWORK	35500 - Poles And Fixtures	Crossarm	\$30,807.00	\$26,219.96	\$4,587.04
MTED - TL 115KV	EASTERN 115 KV NETWORK	35500 - Poles And Fixtures	Wood Pole	\$32,192.25	\$19,372.67	\$12,266.58
MTED - TL 115KV	EASTERN 115 KV NETWORK	35500 - Poles And Fixtures	Wood Pole	\$32,367.57	\$2,238.66	\$30,128.91
MTED - TL 115KV	EASTERN 115 KV NETWORK	35500 - Poles And Fixtures	Crossarm	\$35,037.46	\$3,599.92	\$31,437.54
MTED - TL 115KV	EASTERN 115 KV NETWORK	35500 - Poles And Fixtures	Wood Pole	\$48,455.49	\$41,446.91	\$7,008.58
MTED - TL 115KV	EASTERN 115 KV NETWORK	35500 - Poles And Fixtures	Wood Pole	\$54,906.04	\$46,730.76	\$8,175.28
MTED - TL 115KV	EASTERN 115 KV NETWORK	35500 - Poles And Fixtures	Phase Raiser	\$59,807.48	\$1,314.83	\$58,492.65
MTED - TL 115KV	EASTERN 115 KV NETWORK	35500 - Poles And Fixtures	Steel Pole Fully Dressed	\$63,746.38	\$39,456.37	\$24,290.01
MTED - TL 115KV	EASTERN 115 KV NETWORK	35500 - Poles And Fixtures	Wood Pole	\$111,558.55	\$15,372.39	\$96,186.16
MTED - TL 115KV	EASTERN 115 KV NETWORK	35500 - Poles And Fixtures	Wood Pole	\$121,240.30	\$18,890.07	\$102,350.23
MTED - TL 115KV	EASTERN 115 KV NETWORK	35500 - Poles And Fixtures	Wood Pole	\$124,179.29	\$21,620.04	\$102,559.25
MTED - TL 115KV	EASTERN 115 KV NETWORK	35500 - Poles And Fixtures	Wood Pole	\$400,191.11	\$34,319.49	\$365,871.62
MTED - TL 115KV	EASTERN 115 KV NETWORK	35500 - Poles And Fixtures	Wood Pole	\$433,121.81	\$44,501.06	\$388,620.75
	EASTERN 115 KV NETWORK Total			\$1,756,655.45	\$424,982.43	\$1,331,673.02
MTED - TL 69KV	ER Pa - TL 69KV (MTED)	35500 - Poles And Fixtures	Wood Pole	(\$65,416.40)	(\$13,831.39)	(\$51,585.01)
MTED - TL 69KV	ER Pa - TL 69KV (MTED)	35500 - Poles And Fixtures	Steel Pole Fully Dressed	(\$15,525.60)	(\$2,703.06)	(\$12,822.54)
MTED - TL 69KV	ER Pa - TL 69KV (MTED)	35500 - Poles And Fixtures	Wood Pole	(\$13,054.04)	(\$2,272.76)	(\$10,781.28)
MTED - TL 69KV	ER Pa - TL 69KV (MTED)	35500 - Poles And Fixtures	Non-Unitized	(\$1,645.42)	(\$197.61)	(\$1,447.81)
MTED - TL 69KV	ER Pa - TL 69KV (MTED)	35500 - Poles And Fixtures	Crossarm	\$17.87	\$15.80	\$2.07
MTED - TL 69KV	ER Pa - TL 69KV (MTED)	35500 - Poles And Fixtures	Steel Pole Fully Dressed	\$36.17	\$29.25	\$6.92
MTED - TL 69KV	ER Pa - TL 69KV (MTED)	35500 - Poles And Fixtures	Crossarm	\$52.43	\$46.17	\$6.26
MTED - TL 69KV	ER Pa - TL 69KV (MTED)	35500 - Poles And Fixtures	Crossarm	\$60.77	\$53.65	\$7.12
MTED - TL 69KV	ER Pa - TL 69KV (MTED)	35500 - Poles And Fixtures	Crossarm	\$135.83	\$119.72	\$16.11
MTED - TL 69KV	ER Pa - TL 69KV (MTED)	35500 - Poles And Fixtures	Wood Pole	\$151.22	\$133.67	\$17.55
MTED - TL 69KV	ER Pa - TL 69KV (MTED)	35500 - Poles And Fixtures	Crossarm	\$164.43	\$144.61	\$19.82
MTED - TL 69KV	ER Pa - TL 69KV (MTED)	35500 - Poles And Fixtures	Steel Pole Fully Dressed	\$303.12	\$240.16	\$62.96
MTED - TL 69KV	ER Pa - TL 69KV (MTED)	35500 - Poles And Fixtures	Wood Pole	\$352.27	\$310.18	\$42.09
MTED - TL 69KV	ER Pa - TL 69KV (MTED)	35500 - Poles And Fixtures	Steel Pole Fully Dressed	\$410.08	\$362.61	\$47.47
MTED - TL 69KV	ER Pa - TL 69KV (MTED)	35500 - Poles And Fixtures	Crossarm	\$506.38	\$126.37	\$380.01
MTED - TL 69KV	ER Pa - TL 69KV (MTED)	35500 - Poles And Fixtures	Crossarm	\$536.17	\$113.36	\$422.81
MTED - TL 69KV	ER Pa - TL 69KV (MTED)	35500 - Poles And Fixtures	Crossarm	\$571.92	\$505.39	\$66.53
MTED - TL 69KV	ER Pa - TL 69KV (MTED)	35500 - Poles And Fixtures	Steel Pole Fully Dressed	\$572.91	\$443.29	\$129.62
MTED - TL 69KV	ER Pa - TL 69KV (MTED)	35500 - Poles And Fixtures	Steel Pole Fully Dressed	\$589.12	\$520.34	\$68.78
MTED - TL 69KV	ER Pa - TL 69KV (MTED)	35500 - Poles And Fixtures	Crossarm	\$676.77	\$459.20	\$217.57
MTED - TL 69KV	ER Pa - TL 69KV (MTED)	35500 - Poles And Fixtures	Wood Pole	\$792.54	\$697.02	\$95.52

Major Location	Asset Location	Utility Account	Asset Retirement Unit	Book Cost	Allocated Reserve	Net Book Value
MTED - TL 69KV	ER Pa - TL 69KV (MTED)	35500 - Poles And Fixtures	Crossarm	\$800.68	\$703.20	\$97.48
MTED - TL 69KV	ER Pa - TL 69KV (MTED)	35500 - Poles And Fixtures	Steel Pole Fully Dressed	\$819.19	\$689.20	\$129.99
MTED - TL 69KV	ER Pa - TL 69KV (MTED)	35500 - Poles And Fixtures	Steel Pole Fully Dressed	\$952.19	\$717.06	\$235.13
MTED - TL 69KV	ER Pa - TL 69KV (MTED)	35500 - Poles And Fixtures	Crossarm	\$1,134.30	\$1,003.00	\$131.30
MTED - TL 69KV	ER Pa - TL 69KV (MTED)	35500 - Poles And Fixtures	Crossarm	\$1,161.70	\$1,005.83	\$155.87
MTED - TL 69KV	ER Pa - TL 69KV (MTED)	35500 - Poles And Fixtures	Wood Pole	\$1,260.46	\$1,110.97	\$149.49
MTED - TL 69KV	ER Pa - TL 69KV (MTED)	35500 - Poles And Fixtures	Crossarm	\$2,092.26	\$482.08	\$1,610.18
MTED - TL 69KV	ER Pa - TL 69KV (MTED)	35500 - Poles And Fixtures	Wood Pole	\$2,193.61	\$1,938.40	\$255.21
MTED - TL 69KV	ER Pa - TL 69KV (MTED)	35500 - Poles And Fixtures	Steel Pole Fully Dressed	\$2,397.19	\$1,324.57	\$1,072.62
MTED - TL 69KV	ER Pa - TL 69KV (MTED)	35500 - Poles And Fixtures	Crossarm	\$2,408.00	\$2,049.46	\$358.54
MTED - TL 69KV	ER Pa - TL 69KV (MTED)	35500 - Poles And Fixtures	Wood Pole	\$2,427.90	\$2,143.23	\$284.67
MTED - TL 69KV	ER Pa - TL 69KV (MTED)	35500 - Poles And Fixtures	Crossarm	\$2,509.25	\$2,213.51	\$295.74
MTED - TL 69KV	ER Pa - TL 69KV (MTED)	35500 - Poles And Fixtures	Crossarm	\$3,479.15	\$2,311.29	\$1,167.86
MTED - TL 69KV	ER Pa - TL 69KV (MTED)	35500 - Poles And Fixtures	Crossarm	\$4,012.94	\$1,234.64	\$2,778.30
MTED - TL 69KV	ER Pa - TL 69KV (MTED)	35500 - Poles And Fixtures	Wood Pole	\$4,028.68	\$3,538.22	\$490.46
MTED - TL 69KV	ER Pa - TL 69KV (MTED)	35500 - Poles And Fixtures	Steel Pole Fully Dressed	\$4,541.46	\$3,369.47	\$1,171.99
MTED - TL 69KV	ER Pa - TL 69KV (MTED)	35500 - Poles And Fixtures	Crossarm	\$4,665.87	\$3,991.00	\$674.87
MTED - TL 69KV	ER Pa - TL 69KV (MTED)	35500 - Poles And Fixtures	Crossarm	\$4,689.70	\$3,969.52	\$720.18
MTED - TL 69KV	ER Pa - TL 69KV (MTED)	35500 - Poles And Fixtures	Steel Pole Fully Dressed	\$4,720.94	\$2,995.60	\$1,725.34
MTED - TL 69KV	ER Pa - TL 69KV (MTED)	35500 - Poles And Fixtures	Crossarm	\$4,880.32	\$4,261.80	\$618.52
MTED - TL 69KV	ER Pa - TL 69KV (MTED)	35500 - Poles And Fixtures	Crossarm	\$5,104.33	\$4,235.33	\$869.00
MTED - TL 69KV	ER Pa - TL 69KV (MTED)	35500 - Poles And Fixtures	Wood Pole	\$5,677.27	\$3,852.13	\$1,825.14
MTED - TL 69KV	ER Pa - TL 69KV (MTED)	35500 - Poles And Fixtures	Crossarm	\$5,871.66	\$2,377.19	\$3,494.47
MTED - TL 69KV	ER Pa - TL 69KV (MTED)	35500 - Poles And Fixtures	Crossarm	\$5,880.01	\$5,121.97	\$758.04
MTED - TL 69KV	ER Pa - TL 69KV (MTED)	35500 - Poles And Fixtures	Crossarm	\$6,180.26	\$4,949.21	\$1,231.05
MTED - TL 69KV	ER Pa - TL 69KV (MTED)	35500 - Poles And Fixtures	Crossarm	\$6,204.09	\$5,330.71	\$873.38
MTED - TL 69KV	ER Pa - TL 69KV (MTED)	35500 - Poles And Fixtures	Steel Pole Fully Dressed	\$6,266.87	\$2,776.89	\$3,489.98
MTED - TL 69KV	ER Pa - TL 69KV (MTED)	35500 - Poles And Fixtures	Crossarm	\$6,605.62	\$4,291.44	\$2,314.18
MTED - TL 69KV	ER Pa - TL 69KV (MTED)	35500 - Poles And Fixtures	Pole Banding Wrap	\$7,222.88	\$499.56	\$6,723.32
MTED - TL 69KV	ER Pa - TL 69KV (MTED)	35500 - Poles And Fixtures	Crossarm	\$7,239.45	\$6,335.72	\$903.73
MTED - TL 69KV	ER Pa - TL 69KV (MTED)	35500 - Poles And Fixtures	Crossarm	\$7,315.38	\$160.82	\$7,154.56
MTED - TL 69KV	ER Pa - TL 69KV (MTED)	35500 - Poles And Fixtures	Crossarm	\$7,327.68	\$6,425.09	\$902.59
MTED - TL 69KV	ER Pa - TL 69KV (MTED)	35500 - Poles And Fixtures	Wood Pole	\$7,434.19	\$6,573.67	\$860.52
MTED - TL 69KV	ER Pa - TL 69KV (MTED)	35500 - Poles And Fixtures	Crossarm	\$7,560.00	\$2,032.39	\$5,527.61
MTED - TL 69KV	ER Pa - TL 69KV (MTED)	35500 - Poles And Fixtures	Steel Pole Fully Dressed	\$7,716.49	\$2,224.00	\$5,492.49
MTED - TL 69KV	ER Pa - TL 69KV (MTED)	35500 - Poles And Fixtures	Crossarm	\$7,758.97	\$6,739.55	\$1,019.42
MTED - TL 69KV	ER Pa - TL 69KV (MTED)	35500 - Poles And Fixtures	Crossarm	\$7,960.34	\$6,653.04	\$1,307.30
MTED - TL 69KV	ER Pa - TL 69KV (MTED)	35500 - Poles And Fixtures	Crossarm	\$8,209.36	\$6,758.42	\$1,450.94
MTED - TL 69KV	ER Pa - TL 69KV (MTED)	35500 - Poles And Fixtures	Crossarm	\$8,550.13	\$5,292.18	\$3,257.95
MTED - TL 69KV	ER Pa - TL 69KV (MTED)	35500 - Poles And Fixtures	Non-Unitized	\$8,760.09	\$605.88	\$8,154.21
MTED - TL 69KV	ER Pa - TL 69KV (MTED)	35500 - Poles And Fixtures	Crossarm	\$9,464.00	\$6,005.23	\$3,458.77
MTED - TL 69KV	ER Pa - TL 69KV (MTED)	35500 - Poles And Fixtures	Wood Pole	\$9,762.12	\$8,452.31	\$1,309.81
MTED - TL 69KV	ER Pa - TL 69KV (MTED)	35500 - Poles And Fixtures	Crossarm	\$10,332.64	\$9,126.31	\$1,206.33
MTED - TL 69KV	ER Pa - TL 69KV (MTED)	35500 - Poles And Fixtures	Crossarm	\$10,734.13	\$3,093.72	\$7,640.41
MTED - TL 69KV	ER Pa - TL 69KV (MTED)	35500 - Poles And Fixtures	Crossarm	\$12,343.83	\$10,649.04	\$1,694.79
MTED - TL 69KV	ER Pa - TL 69KV (MTED)	35500 - Poles And Fixtures	Crossarm	\$13,678.30	\$4,474.93	\$9,203.37
MTED - TL 69KV	ER Pa - TL 69KV (MTED)	35500 - Poles And Fixtures	Crossarm	\$14,825.75	\$785.59	\$14,040.16

Major Location	Asset Location	Utility Account	Asset Retirement Unit	Book Cost	Allocated Reserve	Net Book Value
MTED - TL 69KV	ER Pa - TL 69KV (MTED)	35500 - Poles And Fixtures	Crossarm	\$16,728.51	\$9,811.87	\$6,916.64
MTED - TL 69KV	ER Pa - TL 69KV (MTED)	35500 - Poles And Fixtures	Crossarm	\$16,755.92	\$14,097.15	\$2,658.77
MTED - TL 69KV	ER Pa - TL 69KV (MTED)	35500 - Poles And Fixtures	Crossarm	\$16,916.78	\$13,250.61	\$3,666.17
MTED - TL 69KV	ER Pa - TL 69KV (MTED)	35500 - Poles And Fixtures	Wood Pole	\$17,496.23	\$14,891.12	\$2,605.11
MTED - TL 69KV	ER Pa - TL 69KV (MTED)	35500 - Poles And Fixtures	Crossarm	\$17,640.00	\$9,747.00	\$7,893.00
MTED - TL 69KV	ER Pa - TL 69KV (MTED)	35500 - Poles And Fixtures	Wood Pole	\$17,710.33	\$15,622.99	\$2,087.34
MTED - TL 69KV	ER Pa - TL 69KV (MTED)	35500 - Poles And Fixtures	Crossarm	\$17,806.06	\$3,430.44	\$14,375.62
MTED - TL 69KV	ER Pa - TL 69KV (MTED)	35500 - Poles And Fixtures	Crossarm	\$17,925.96	\$8,281.33	\$9,644.63
MTED - TL 69KV	ER Pa - TL 69KV (MTED)	35500 - Poles And Fixtures	Steel Pole Fully Dressed	\$18,151.70	\$5,584.65	\$12,567.05
MTED - TL 69KV	ER Pa - TL 69KV (MTED)	35500 - Poles And Fixtures	Non-Unitized	\$18,909.51	\$704.45	\$18,205.06
MTED - TL 69KV	ER Pa - TL 69KV (MTED)	35500 - Poles And Fixtures	Steel Pole Fully Dressed	\$19,445.91	\$13,460.73	\$5,985.18
MTED - TL 69KV	ER Pa - TL 69KV (MTED)	35500 - Poles And Fixtures	Steel Pole Fully Dressed	\$19,606.29	\$11,170.28	\$8,436.01
MTED - TL 69KV	ER Pa - TL 69KV (MTED)	35500 - Poles And Fixtures	Crossarm	\$19,850.21	\$10,266.19	\$9,584.02
MTED - TL 69KV	ER Pa - TL 69KV (MTED)	35500 - Poles And Fixtures	Crossarm	\$20,398.30	\$15,134.21	\$5,264.09
MTED - TL 69KV	ER Pa - TL 69KV (MTED)	35500 - Poles And Fixtures	Crossarm	\$20,641.36	\$14,288.24	\$6,353.12
MTED - TL 69KV	ER Pa - TL 69KV (MTED)	35500 - Poles And Fixtures	Steel Pole Fully Dressed	\$20,926.51	\$12,617.79	\$8,308.72
MTED - TL 69KV	ER Pa - TL 69KV (MTED)	35500 - Poles And Fixtures	Crossarm	\$21,046.47	\$16,072.40	\$4,974.07
MTED - TL 69KV	ER Pa - TL 69KV (MTED)	35500 - Poles And Fixtures	Crossarm	\$21,160.84	\$16,765.86	\$4,394.98
MTED - TL 69KV	ER Pa - TL 69KV (MTED)	35500 - Poles And Fixtures	Crossarm	\$21,893.62	\$15,444.05	\$6,449.57
MTED - TL 69KV	ER Pa - TL 69KV (MTED)	35500 - Poles And Fixtures	Crossarm	\$21,928.17	\$16,013.66	\$5,914.51
MTED - TL 69KV	ER Pa - TL 69KV (MTED)	35500 - Poles And Fixtures	Wood Pole	\$22,240.17	\$19,023.36	\$3,216.81
MTED - TL 69KV	ER Pa - TL 69KV (MTED)	35500 - Poles And Fixtures	Crossarm	\$22,747.92	\$17,130.61	\$5,617.31
MTED - TL 69KV	ER Pa - TL 69KV (MTED)	35500 - Poles And Fixtures	Crossarm	\$22,840.85	\$18,644.52	\$4,196.33
MTED - TL 69KV	ER Pa - TL 69KV (MTED)	35500 - Poles And Fixtures	Crossarm	\$22,936.18	\$18,550.64	\$4,385.54
MTED - TL 69KV	ER Pa - TL 69KV (MTED)	35500 - Poles And Fixtures	Steel Pole Fully Dressed	\$25,706.01	\$12,828.27	\$12,877.74
MTED - TL 69KV	ER Pa - TL 69KV (MTED)	35500 - Poles And Fixtures	Crossarm	\$26,117.45	\$12,552.74	\$13,564.71
MTED - TL 69KV	ER Pa - TL 69KV (MTED)	35500 - Poles And Fixtures	Crossarm	\$28,119.15	\$20,192.59	\$7,926.56
MTED - TL 69KV	ER Pa - TL 69KV (MTED)	35500 - Poles And Fixtures	Wood Pole	\$28,245.27	\$620.96	\$27,624.31
MTED - TL 69KV	ER Pa - TL 69KV (MTED)	35500 - Poles And Fixtures	Wood Pole	\$28,479.78	\$24,470.54	\$4,009.24
MTED - TL 69KV	ER Pa - TL 69KV (MTED)	35500 - Poles And Fixtures	Wood Pole	\$28,916.47	\$5,570.93	\$23,345.54
MTED - TL 69KV	ER Pa - TL 69KV (MTED)	35500 - Poles And Fixtures	Wood Pole	\$29,099.22	\$3,494.83	\$25,604.39
MTED - TL 69KV	ER Pa - TL 69KV (MTED)	35500 - Poles And Fixtures	Crossarm	\$29,349.96	\$11,315.44	\$18,034.52
MTED - TL 69KV	ER Pa - TL 69KV (MTED)	35500 - Poles And Fixtures	Wood Pole	\$30,039.33	\$24,925.20	\$5,114.13
MTED - TL 69KV	ER Pa - TL 69KV (MTED)	35500 - Poles And Fixtures	Crossarm	\$30,501.97	\$219.68	\$30,282.29
MTED - TL 69KV	ER Pa - TL 69KV (MTED)	35500 - Poles And Fixtures	Steel Pole Fully Dressed	\$31,235.31	\$19,333.36	\$11,901.95
MTED - TL 69KV	ER Pa - TL 69KV (MTED)	35500 - Poles And Fixtures	Steel Pole Fully Dressed	\$31,980.26	\$21,245.32	\$10,734.94
MTED - TL 69KV	ER Pa - TL 69KV (MTED)	35500 - Poles And Fixtures	Crossarm	\$32,208.34	\$16,073.18	\$16,135.16
MTED - TL 69KV	ER Pa - TL 69KV (MTED)	35500 - Poles And Fixtures	Crossarm	\$32,332.24	\$25,016.82	\$7,315.42
MTED - TL 69KV	ER Pa - TL 69KV (MTED)	35500 - Poles And Fixtures	Non-Unitized	\$33,624.08	\$739.21	\$32,884.87
MTED - TL 69KV	ER Pa - TL 69KV (MTED)	35500 - Poles And Fixtures	Wood Pole	\$33,803.84	\$29,519.67	\$4,284.17
MTED - TL 69KV	ER Pa - TL 69KV (MTED)	35500 - Poles And Fixtures	Wood Pole	\$34,949.66	\$30,869.30	\$4,080.36
MTED - TL 69KV	ER Pa - TL 69KV (MTED)	35500 - Poles And Fixtures	Crossarm	\$36,402.38	\$21,949.06	\$14,453.32
MTED - TL 69KV	ER Pa - TL 69KV (MTED)	35500 - Poles And Fixtures	Steel Pole Fully Dressed	\$37,253.74	\$3,194.80	\$34,058.94
MTED - TL 69KV	ER Pa - TL 69KV (MTED)	35500 - Poles And Fixtures	Wood Pole	\$37,482.17	\$31,726.15	\$5,756.02
MTED - TL 69KV	ER Pa - TL 69KV (MTED)	35500 - Poles And Fixtures	Wood Pole	\$38,473.42	\$33,513.50	\$4,959.92
MTED - TL 69KV	ER Pa - TL 69KV (MTED)	35500 - Poles And Fixtures	Crossarm	\$39,396.60	\$13,656.90	\$25,739.70
MTED - TL 69KV	ER Pa - TL 69KV (MTED)	35500 - Poles And Fixtures	Crossarm	\$40,073.36	\$16,993.52	\$23,079.84

Major Location	Asset Location	Utility Account	Asset Retirement Unit	Book Cost	Allocated Reserve	Net Book Value
MTED - TL 69KV	ER Pa - TL 69KV (MTED)	35500 - Poles And Fixtures	Steel Pole Fully Dressed	\$41,593.64	\$22,253.67	\$19,339.97
MTED - TL 69KV	ER Pa - TL 69KV (MTED)	35500 - Poles And Fixtures	Wood Pole	\$41,861.02	\$36,635.35	\$5,225.67
MTED - TL 69KV	ER Pa - TL 69KV (MTED)	35500 - Poles And Fixtures	Wood Pole	\$42,571.48	\$27,657.17	\$14,914.31
MTED - TL 69KV	ER Pa - TL 69KV (MTED)	35500 - Poles And Fixtures	Crossarm	\$45,753.19	\$24,479.14	\$21,274.05
MTED - TL 69KV	ER Pa - TL 69KV (MTED)	35500 - Poles And Fixtures	Wood Pole	\$46,564.10	\$38,917.04	\$7,647.06
MTED - TL 69KV	ER Pa - TL 69KV (MTED)	35500 - Poles And Fixtures	Wood Pole	\$48,474.24	\$42,503.41	\$5,970.83
MTED - TL 69KV	ER Pa - TL 69KV (MTED)	35500 - Poles And Fixtures	Wood Pole	\$49,707.41	\$39,806.17	\$9,901.24
MTED - TL 69KV	ER Pa - TL 69KV (MTED)	35500 - Poles And Fixtures	Crossarm	\$50,709.79	\$22,469.86	\$28,239.93
MTED - TL 69KV	ER Pa - TL 69KV (MTED)	35500 - Poles And Fixtures	Steel Pole Fully Dressed	\$53,693.05	\$22,769.08	\$30,923.97
MTED - TL 69KV	ER Pa - TL 69KV (MTED)	35500 - Poles And Fixtures	Wood Pole	\$60,543.55	\$52,588.92	\$7,954.63
MTED - TL 69KV	ER Pa - TL 69KV (MTED)	35500 - Poles And Fixtures	Wood Pole	\$60,684.75	\$40,314.47	\$20,370.28
MTED - TL 69KV	ER Pa - TL 69KV (MTED)	35500 - Poles And Fixtures	Crossarm	\$61,252.09	\$22,425.84	\$38,826.25
MTED - TL 69KV	ER Pa - TL 69KV (MTED)	35500 - Poles And Fixtures	Crossarm	\$61,347.13	\$10,680.74	\$50,666.39
MTED - TL 69KV	ER Pa - TL 69KV (MTED)	35500 - Poles And Fixtures	Crossarm	\$62,671.21	\$7,526.84	\$55,144.37
MTED - TL 69KV	ER Pa - TL 69KV (MTED)	35500 - Poles And Fixtures	Steel Pole Fully Dressed	\$64,525.96	\$33,371.72	\$31,154.24
MTED - TL 69KV	ER Pa - TL 69KV (MTED)	35500 - Poles And Fixtures	Wood Pole	\$64,607.00	\$3,423.38	\$61,183.62
MTED - TL 69KV	ER Pa - TL 69KV (MTED)	35500 - Poles And Fixtures	Wood Pole	\$69,715.84	\$60,143.94	\$9,571.90
MTED - TL 69KV	ER Pa - TL 69KV (MTED)	35500 - Poles And Fixtures	Crossarm	\$70,726.81	\$40,295.13	\$30,431.68
MTED - TL 69KV	ER Pa - TL 69KV (MTED)	35500 - Poles And Fixtures	Wood Pole	\$82,860.11	\$68,215.22	\$14,644.89
MTED - TL 69KV	ER Pa - TL 69KV (MTED)	35500 - Poles And Fixtures	Wood Pole	\$84,232.62	\$53,448.51	\$30,784.11
MTED - TL 69KV	ER Pa - TL 69KV (MTED)	35500 - Poles And Fixtures	Steel Pole Fully Dressed	\$84,609.28	\$61,788.32	\$22,820.96
MTED - TL 69KV	ER Pa - TL 69KV (MTED)	35500 - Poles And Fixtures	Wood Pole	\$101,226.13	\$85,163.92	\$16,062.21
MTED - TL 69KV	ER Pa - TL 69KV (MTED)	35500 - Poles And Fixtures	Crossarm	\$104,213.57	\$8,937.12	\$95,276.45
MTED - TL 69KV	ER Pa - TL 69KV (MTED)	35500 - Poles And Fixtures	Wood Pole	\$104,771.50	\$48,401.74	\$56,369.76
MTED - TL 69KV	ER Pa - TL 69KV (MTED)	35500 - Poles And Fixtures	Wood Pole	\$112,092.98	\$65,746.54	\$46,346.44
MTED - TL 69KV	ER Pa - TL 69KV (MTED)	35500 - Poles And Fixtures	Wood Pole	\$112,944.87	\$91,349.13	\$21,595.74
MTED - TL 69KV	ER Pa - TL 69KV (MTED)	35500 - Poles And Fixtures	Crossarm	\$113,074.00	\$7,820.62	\$105,253.38
MTED - TL 69KV	ER Pa - TL 69KV (MTED)	35500 - Poles And Fixtures	Wood Pole	\$114,786.68	\$87,658.27	\$27,128.41
MTED - TL 69KV	ER Pa - TL 69KV (MTED)	35500 - Poles And Fixtures	Steel Pole Fully Dressed	\$115,047.15	\$37,638.35	\$77,408.80
MTED - TL 69KV	ER Pa - TL 69KV (MTED)	35500 - Poles And Fixtures	Wood Pole	\$124,321.84	\$76,950.07	\$47,371.77
MTED - TL 69KV	ER Pa - TL 69KV (MTED)	35500 - Poles And Fixtures	Wood Pole	\$131,289.58	\$107,169.04	\$24,120.54
MTED - TL 69KV	ER Pa - TL 69KV (MTED)	35500 - Poles And Fixtures	Wood Pole	\$131,415.48	\$104,121.31	\$27,294.17
MTED - TL 69KV	ER Pa - TL 69KV (MTED)	35500 - Poles And Fixtures	Wood Pole	\$132,180.41	\$103,534.59	\$28,645.82
MTED - TL 69KV	ER Pa - TL 69KV (MTED)	35500 - Poles And Fixtures	Crossarm	\$141,586.30	\$5,274.65	\$136,311.65
MTED - TL 69KV	ER Pa - TL 69KV (MTED)	35500 - Poles And Fixtures	Wood Pole	\$145,618.17	\$50,478.76	\$95,139.41
MTED - TL 69KV	ER Pa - TL 69KV (MTED)	35500 - Poles And Fixtures	Steel Pole Fully Dressed	\$161,161.93	\$65,247.65	\$95,914.28
MTED - TL 69KV	ER Pa - TL 69KV (MTED)	35500 - Poles And Fixtures	Wood Pole	\$162,295.92	\$11,224.99	\$151,070.93
MTED - TL 69KV	ER Pa - TL 69KV (MTED)	35500 - Poles And Fixtures	Wood Pole	\$163,758.42	\$1,179.39	\$162,579.03
MTED - TL 69KV	ER Pa - TL 69KV (MTED)	35500 - Poles And Fixtures	Wood Pole	\$165,137.84	\$70,028.37	\$95,109.47
MTED - TL 69KV	ER Pa - TL 69KV (MTED)	35500 - Poles And Fixtures	Wood Pole	\$165,979.58	\$91,712.24	\$74,267.34
MTED - TL 69KV	ER Pa - TL 69KV (MTED)	35500 - Poles And Fixtures	Wood Pole	\$168,760.45	\$26,294.05	\$142,466.40
MTED - TL 69KV	ER Pa - TL 69KV (MTED)	35500 - Poles And Fixtures	Wood Pole	\$171,369.21	\$118,624.18	\$52,745.03
MTED - TL 69KV	ER Pa - TL 69KV (MTED)	35500 - Poles And Fixtures	Wood Pole	\$175,637.65	\$18,045.88	\$157,591.77
MTED - TL 69KV	ER Pa - TL 69KV (MTED)	35500 - Poles And Fixtures	Crossarm	\$197,812.64	\$27,257.91	\$170,554.73
MTED - TL 69KV	ER Pa - TL 69KV (MTED)	35500 - Poles And Fixtures	Wood Pole	\$199,443.62	\$65,249.14	\$134,194.48
MTED - TL 69KV	ER Pa - TL 69KV (MTED)	35500 - Poles And Fixtures	Wood Pole	\$204,638.84	\$47,151.43	\$157,487.41
MTED - TL 69KV	ER Pa - TL 69KV (MTED)	35500 - Poles And Fixtures	Steel Pole Fully Dressed	\$210,243.48	\$76,975.13	\$133,268.35

Major Location	Asset Location	Utility Account	Asset Retirement Unit	Book Cost	Allocated Reserve	Net Book Value
MTED - TL 69KV	ER Pa - TL 69KV (MTED)	35500 - Poles And Fixtures	Wood Pole	\$214,868.16	\$161,809.22	\$53,058.94
MTED - TL 69KV	ER Pa - TL 69KV (MTED)	35500 - Poles And Fixtures	Wood Pole	\$218,904.77	\$162,413.12	\$56,491.65
MTED - TL 69KV	ER Pa - TL 69KV (MTED)	35500 - Poles And Fixtures	Wood Pole	\$219,715.79	\$18,842.33	\$200,873.46
MTED - TL 69KV	ER Pa - TL 69KV (MTED)	35500 - Poles And Fixtures	Wood Pole	\$221,550.74	\$30,528.94	\$191,021.80
MTED - TL 69KV	ER Pa - TL 69KV (MTED)	35500 - Poles And Fixtures	Steel Pole Fully Dressed	\$225,080.15	\$86,776.27	\$138,303.88
MTED - TL 69KV	ER Pa - TL 69KV (MTED)	35500 - Poles And Fixtures	Wood Pole	\$226,006.18	\$174,870.56	\$51,135.62
MTED - TL 69KV	ER Pa - TL 69KV (MTED)	35500 - Poles And Fixtures	Wood Pole	\$242,330.09	\$88,722.80	\$153,607.29
MTED - TL 69KV	ER Pa - TL 69KV (MTED)	35500 - Poles And Fixtures	Wood Pole	\$249,829.14	\$176,232.73	\$73,596.41
MTED - TL 69KV	ER Pa - TL 69KV (MTED)	35500 - Poles And Fixtures	Non-Unitized	\$256,629.24	\$1,848.24	\$254,781.00
MTED - TL 69KV	ER Pa - TL 69KV (MTED)	35500 - Poles And Fixtures	Wood Pole	\$264,951.15	\$9,870.47	\$255,080.68
MTED - TL 69KV	ER Pa - TL 69KV (MTED)	35500 - Poles And Fixtures	Wood Pole	\$273,445.52	\$196,363.39	\$77,082.13
MTED - TL 69KV	ER Pa - TL 69KV (MTED)	35500 - Poles And Fixtures	Wood Pole	\$298,209.52	\$143,327.45	\$154,882.07
MTED - TL 69KV	ER Pa - TL 69KV (MTED)	35500 - Poles And Fixtures	Crossarm	\$305,836.09	\$47,651.38	\$258,184.71
MTED - TL 69KV	ER Pa - TL 69KV (MTED)	35500 - Poles And Fixtures	Wood Pole	\$326,733.64	\$81,538.16	\$245,195.48
MTED - TL 69KV	ER Pa - TL 69KV (MTED)	35500 - Poles And Fixtures	Wood Pole	\$351,363.11	\$256,592.87	\$94,770.24
MTED - TL 69KV	ER Pa - TL 69KV (MTED)	35500 - Poles And Fixtures	Non-Unitized	\$361,928.76	\$19,177.80	\$342,750.96
MTED - TL 69KV	ER Pa - TL 69KV (MTED)	35500 - Poles And Fixtures	Wood Pole	\$457,535.36	\$275,874.06	\$181,661.30
MTED - TL 69KV	ER Pa - TL 69KV (MTED)	35500 - Poles And Fixtures	Wood Pole	\$458,915.65	\$237,343.35	\$221,572.30
MTED - TL 69KV	ER Pa - TL 69KV (MTED)	35500 - Poles And Fixtures	Wood Pole	\$523,219.59	\$279,935.99	\$243,283.60
MTED - TL 69KV	ER Pa - TL 69KV (MTED)	35500 - Poles And Fixtures	Crossarm	\$543,239.42	\$55,815.09	\$487,424.33
MTED - TL 69KV	ER Pa - TL 69KV (MTED)	35500 - Poles And Fixtures	Wood Pole	\$551,799.74	\$223,400.36	\$328,399.38
MTED - TL 69KV	ER Pa - TL 69KV (MTED)	35500 - Poles And Fixtures	Wood Pole	\$555,349.45	\$316,398.77	\$238,950.68
MTED - TL 69KV	ER Pa - TL 69KV (MTED)	35500 - Poles And Fixtures	Wood Pole	\$577,829.32	\$288,358.62	\$289,470.70
MTED - TL 69KV	ER Pa - TL 69KV (MTED)	35500 - Poles And Fixtures	Wood Pole	\$751,226.84	\$332,873.82	\$418,353.02
MTED - TL 69KV	ER Pa - TL 69KV (MTED)	35500 - Poles And Fixtures	Wood Pole	\$819,970.42	\$252,276.58	\$567,693.84
MTED - TL 69KV	ER Pa - TL 69KV (MTED)	35500 - Poles And Fixtures	Wood Pole	\$873,303.50	\$234,774.04	\$638,529.46
MTED - TL 69KV	ER Pa - TL 69KV (MTED)	35500 - Poles And Fixtures	Wood Pole	\$1,213,557.99	\$349,763.92	\$863,794.07
MTED - TL 69KV	ER Pa - TL 69KV (MTED)	35500 - Poles And Fixtures	Wood Pole	\$2,754,758.42	\$1,062,055.73	\$1,692,702.69
	ER Pa - TL 69KV (MTED) Total			\$20,822,544.24	\$8,638,600.93	\$12,183,943.31
MTED - TL 138KV	GERMANTOWN PA to MARYLAND STATE LINE	35500 - Poles And Fixtures	Non-Unitized	\$414.14	\$9.11	\$405.03
MTED - TL 138KV	GERMANTOWN PA to MARYLAND STATE LINE	35500 - Poles And Fixtures	Crossarm	\$1,789.53	\$1,306.86	\$482.67
MTED - TL 138KV	GERMANTOWN PA to MARYLAND STATE LINE	35500 - Poles And Fixtures	Crossarm	\$6,013.66	\$4,989.85	\$1,023.81
MTED - TL 138KV	GERMANTOWN PA to MARYLAND STATE LINE	35500 - Poles And Fixtures	Wood Pole	\$14,623.59	\$10,679.29	\$3,944.30
MTED - TL 138KV	GERMANTOWN PA to MARYLAND STATE LINE	35500 - Poles And Fixtures	Wood Pole	\$14,969.64	\$12,421.09	\$2,548.55
	GERMANTOWN PA to MARYLAND STATE LINE Total			\$37,810.56	\$29,406.20	\$8,404.36
MTED - TL 230KV	HOSENSACK to SOUTH READING (1006)	35500 - Poles And Fixtures	Wood Pole	(\$36,235.98)	(\$27,672.06)	(\$8,563.92)
MTED - TL 230KV	HOSENSACK to SOUTH READING (1006)	35500 - Poles And Fixtures	Steel Pole Fully Dressed	\$72,471.96	\$55,344.12	\$17,127.84
	HOSENSACK to SOUTH READING (1006) Total			\$36,235.98	\$27,672.06	\$8,563.92
MTED - TL 230KV	HUNTERSTOWN to JACKSON (1053)	35500 - Poles And Fixtures	Steel Pole Fully Dressed	(\$13,111.23)	(\$1,124.39)	(\$11,986.84)
MTED - TL 230KV	HUNTERSTOWN to JACKSON (1053)	35500 - Poles And Fixtures	Wood Pole	(\$7,296.14)	(\$625.70)	(\$6,670.44)
MTED - TL 230KV	HUNTERSTOWN to JACKSON (1053)	35500 - Poles And Fixtures	Steel Pole Fully Dressed	\$36,118.93	\$19,324.56	\$16,794.37
MTED - TL 230KV	HUNTERSTOWN to JACKSON (1053)	35500 - Poles And Fixtures	Wood Pole	\$231,413.99	\$123,812.46	\$107,601.53
MTED - TL 230KV	HUNTERSTOWN to JACKSON (1053)	35500 - Poles And Fixtures	Crossarm	\$960,510.64	\$513,898.01	\$446,612.63
	HUNTERSTOWN to JACKSON (1053) Total			\$1,207,636.19	\$655,284.94	\$552,351.25
MTED - TL 230KV	IRONWOOD to SOUTH LEBANON (1054)	35500 - Poles And Fixtures	Crossarm	\$88,734.04	\$20,445.47	\$68,288.57
MTED - TL 230KV	IRONWOOD to SOUTH LEBANON (1054)	35500 - Poles And Fixtures	Wood Pole	\$193,433.45	\$44,569.57	\$148,863.88
	IRONWOOD to SOUTH LEBANON (1054) Total			\$282,167.49	\$65,015.04	\$217,152.45

Major Location	Asset Location	Utility Account	Asset Retirement Unit	Book Cost	Allocated Reserve	Net Book Value
MTED - TL 230KV	JACKSON to YORKANA (1052)	35500 - Poles And Fixtures	Crossarm	\$786.15	\$377.84	\$408.31
MTED - TL 230KV	JACKSON to YORKANA (1052)	35500 - Poles And Fixtures	Wood Pole	\$786.16	\$377.85	\$408.31
MTED - TL 230KV	JACKSON to YORKANA (1052)	35500 - Poles And Fixtures	Crossarm	\$3,894.14	\$2,348.00	\$1,546.14
MTED - TL 230KV	JACKSON to YORKANA (1052)	35500 - Poles And Fixtures	Wood Pole	\$3,894.15	\$2,348.01	\$1,546.14
MTED - TL 230KV	JACKSON to YORKANA (1052)	35500 - Poles And Fixtures	Steel Pole Fully Dressed	\$6,983.65	\$5,015.01	\$1,968.64
MTED - TL 230KV	JACKSON to YORKANA (1052)	35500 - Poles And Fixtures	Weather station (Mass)	\$40,076.54	\$5,522.41	\$34,554.13
MTED - TL 230KV	JACKSON to YORKANA (1052)	35500 - Poles And Fixtures	Wood Pole	\$100,056.21	\$6,920.26	\$93,135.95
MTED - TL 230KV	JACKSON to YORKANA (1052)	35500 - Poles And Fixtures	Crossarm	\$272,362.34	\$195,585.55	\$76,776.79
MTED - TL 230KV	JACKSON to YORKANA (1052)	35500 - Poles And Fixtures	Wood Pole	\$272,362.35	\$195,585.56	\$76,776.79
	JACKSON to YORKANA (1052) Total			\$701,201.69	\$414,080.49	\$287,121.20
MTED - TL 500KV	JUNIATA to ALBERTS (5009)	35500 - Poles And Fixtures	Crossarm	\$6,245.99	\$1,800.18	\$4,445.81
MTED - TL 500KV	JUNIATA to ALBERTS (5009)	35500 - Poles And Fixtures	Wood Pole	\$6,246.00	\$1,800.18	\$4,445.82
	JUNIATA to ALBERTS (5009) Total			\$12,491.99	\$3,600.36	\$8,891.63
MTED - TL 230KV	JUNIATA to DAUPHIN (1087)	35500 - Poles And Fixtures	Crossarm	\$5,214.89	\$3,808.32	\$1,406.57
MTED - TL 230KV	JUNIATA to DAUPHIN (1087)	35500 - Poles And Fixtures	Steel Pole Fully Dressed	\$40,220.61	\$18,580.89	\$21,639.72
MTED - TL 230KV	JUNIATA to DAUPHIN (1087)	35500 - Poles And Fixtures	Wood Pole	\$70,982.91	\$51,837.28	\$19,145.63
	JUNIATA to DAUPHIN (1087) Total			\$116,418.41	\$74,226.49	\$42,191.92
MTED - TL 230KV	JUNIATA to HUMELSTOWN TAP to DAPHIN SUB (1087)	35500 - Poles And Fixtures	Crossarm	\$3,476.60	\$2,538.88	\$937.72
MTED - TL 230KV	JUNIATA to HUMELSTOWN TAP to DAPHIN SUB (1087)	35500 - Poles And Fixtures	Wood Pole	\$49,763.58	\$36,341.26	\$13,422.32
	JUNIATA to HUMELSTOWN TAP to DAPHIN SUB (1087) Total			\$53,240.18	\$38,880.15	\$14,360.03
MTED - TL 115KV	LEBANON 115 KV NETWORK	35500 - Poles And Fixtures	Wood Pole	\$83.55	\$73.12	\$10.43
MTED - TL 115KV	LEBANON 115 KV NETWORK	35500 - Poles And Fixtures	Crossarm	\$83.55	\$73.12	\$10.43
MTED - TL 115KV	LEBANON 115 KV NETWORK	35500 - Poles And Fixtures	Crossarm	\$110.98	\$96.92	\$14.06
MTED - TL 115KV	LEBANON 115 KV NETWORK	35500 - Poles And Fixtures	Crossarm	\$118.68	\$100.46	\$18.22
MTED - TL 115KV	LEBANON 115 KV NETWORK	35500 - Poles And Fixtures	Wood Pole	\$118.69	\$100.47	\$18.22
MTED - TL 115KV	LEBANON 115 KV NETWORK	35500 - Poles And Fixtures	Crossarm	\$156.85	\$130.14	\$26.71
MTED - TL 115KV	LEBANON 115 KV NETWORK	35500 - Poles And Fixtures	Wood Pole	\$156.85	\$130.14	\$26.71
MTED - TL 115KV	LEBANON 115 KV NETWORK	35500 - Poles And Fixtures	Crossarm	\$239.30	\$182.74	\$56.56
MTED - TL 115KV	LEBANON 115 KV NETWORK	35500 - Poles And Fixtures	Steel Pole Fully Dressed	\$327.26	\$287.41	\$39.85
MTED - TL 115KV	LEBANON 115 KV NETWORK	35500 - Poles And Fixtures	Crossarm	\$749.11	\$439.38	\$309.73
MTED - TL 115KV	LEBANON 115 KV NETWORK	35500 - Poles And Fixtures	Crossarm	\$860.09	\$429.21	\$430.88
MTED - TL 115KV	LEBANON 115 KV NETWORK	35500 - Poles And Fixtures	Wood Pole	\$883.03	\$424.41	\$458.62
MTED - TL 115KV	LEBANON 115 KV NETWORK	35500 - Poles And Fixtures	Crossarm	\$950.26	\$456.72	\$493.54
MTED - TL 115KV	LEBANON 115 KV NETWORK	35500 - Poles And Fixtures	Crossarm	\$1,238.11	\$477.34	\$760.77
MTED - TL 115KV	LEBANON 115 KV NETWORK	35500 - Poles And Fixtures	Crossarm	\$1,487.81	\$428.81	\$1,059.00
MTED - TL 115KV	LEBANON 115 KV NETWORK	35500 - Poles And Fixtures	Wood Pole	\$2,270.70	\$875.43	\$1,395.27
MTED - TL 115KV	LEBANON 115 KV NETWORK	35500 - Poles And Fixtures	Wood Pole	\$2,523.84	\$2,203.97	\$319.87
MTED - TL 115KV	LEBANON 115 KV NETWORK	35500 - Poles And Fixtures	Wood Pole	\$3,418.02	\$2,004.79	\$1,413.23
MTED - TL 115KV	LEBANON 115 KV NETWORK	35500 - Poles And Fixtures	Wood Pole	\$6,701.66	\$3,344.38	\$3,357.28
MTED - TL 115KV	LEBANON 115 KV NETWORK	35500 - Poles And Fixtures	Wood Pole	\$10,785.87	\$8,236.76	\$2,549.11
MTED - TL 115KV	LEBANON 115 KV NETWORK	35500 - Poles And Fixtures	Crossarm	\$15,224.89	\$3,508.01	\$11,716.88
MTED - TL 115KV	LEBANON 115 KV NETWORK	35500 - Poles And Fixtures	Wood Pole	\$16,065.79	\$4,630.38	\$11,435.41
MTED - TL 115KV	LEBANON 115 KV NETWORK	35500 - Poles And Fixtures	Crossarm	\$23,409.57	\$4,949.63	\$18,459.94
MTED - TL 115KV	LEBANON 115 KV NETWORK	35500 - Poles And Fixtures	Crossarm	\$70,443.21	\$1,548.66	\$68,894.55
MTED - TL 115KV	LEBANON 115 KV NETWORK	35500 - Poles And Fixtures	Wood Pole	\$180,822.32	\$41,663.80	\$139,158.52
MTED - TL 115KV	LEBANON 115 KV NETWORK	35500 - Poles And Fixtures	Wood Pole	\$306,542.90	\$82,409.29	\$224,133.61
MTED - TL 115KV	LEBANON 115 KV NETWORK	35500 - Poles And Fixtures	Wood Pole	\$331,585.75	\$70,109.20	\$261,476.55

Major Location	Asset Location	Utility Account	Asset Retirement Unit	Book Cost	Allocated Reserve	Net Book Value
MTED - TL 115KV	LEBANON 115 KV NETWORK	35500 - Poles And Fixtures	Wood Pole	\$930,389.57	\$20,454.12	\$909,935.45
	LEBANON 115 KV NETWORK Total			\$1,907,748.21	\$249,768.83	\$1,657,979.38
MTED - Trans Subs	MIDDLETOWN JCT SUB	35500 - Poles And Fixtures	Wood Pole	\$25,212.45	\$939.26	\$24,273.19
	MIDDLETOWN JCT SUB Total			\$25,212.45	\$939.26	\$24,273.19
MTED - TL 230KV	MIDDLETOWN JCT to S. LEBANON (1004)	35500 - Poles And Fixtures	Steel Pole Fully Dressed	\$646,404.36	\$486,783.09	\$159,621.27
	MIDDLETOWN JCT to S. LEBANON (1004) Total			\$646,404.36	\$486,783.09	\$159,621.27
MTED - Dist Lines	MTED - Dist Lines	35500 - Poles And Fixtures	Non-Unitized	(\$31.30)	(\$1.66)	(\$29.64)
MTED - Dist Lines	MTED - Dist Lines	35500 - Poles And Fixtures	Non-Unitized	\$2,997.45	\$65.89	\$2,931.56
MTED - Dist Lines	MTED - Dist Lines	35500 - Poles And Fixtures	Wood Pole	\$3,347.52	\$334.24	\$3,013.28
MTED - Dist Lines	MTED - Dist Lines	35500 - Poles And Fixtures	Wood Pole	\$4,075.77	\$341.01	\$3,734.76
MTED - Dist Lines	MTED - Dist Lines	35500 - Poles And Fixtures	Wood Pole	\$5,616.10	\$297.58	\$5,318.52
MTED - Dist Lines	MTED - Dist Lines	35500 - Poles And Fixtures	Wood Pole	\$15,612.53	\$343.24	\$15,269.29
MTED - Dist Lines	MTED - Dist Lines	35500 - Poles And Fixtures	Non-Unitized	\$942,071.14	\$6,784.80	\$935,286.34
	MTED - Dist Lines Total			\$973,689.21	\$8,165.11	\$965,524.10
MTED - Unspecified	MTED - Unspecified	35500 - Poles And Fixtures	Crossarm	\$20.72	\$0.77	\$19.95
MTED - Unspecified	MTED - Unspecified	35500 - Poles And Fixtures	Crossarm	\$681.43	\$4.90	\$676.53
MTED - Unspecified	MTED - Unspecified	35500 - Poles And Fixtures	Non-Unitized	\$2,711.74	\$143.69	\$2,568.05
MTED - Unspecified	MTED - Unspecified	35500 - Poles And Fixtures	Steel Pole Fully Dressed	\$3,057.26	\$367.18	\$2,690.08
MTED - Unspecified	MTED - Unspecified	35500 - Poles And Fixtures	Wood Pole	\$13,467.94	\$501.73	\$12,966.21
MTED - Unspecified	MTED - Unspecified	35500 - Poles And Fixtures	Wood Pole	\$18,249.20	\$2,191.73	\$16,057.47
MTED - Unspecified	MTED - Unspecified	35500 - Poles And Fixtures	Crossarm	\$21,093.69	\$1,117.71	\$19,975.98
MTED - Unspecified	MTED - Unspecified	35500 - Poles And Fixtures	Crossarm	\$32,335.45	\$710.88	\$31,624.57
MTED - Unspecified	MTED - Unspecified	35500 - Poles And Fixtures	Wood Pole	\$44,351.99	\$8,544.66	\$35,807.33
MTED - Unspecified	MTED - Unspecified	35500 - Poles And Fixtures	Wood Pole	\$47,470.76	\$6,541.31	\$40,929.45
MTED - Unspecified	MTED - Unspecified	35500 - Poles And Fixtures	Non-Unitized	\$67,150.46	\$2,501.62	\$64,648.84
MTED - Unspecified	MTED - Unspecified	35500 - Poles And Fixtures	Non-Unitized	\$144,915.10	\$1,043.68	\$143,871.42
MTED - Unspecified	MTED - Unspecified	35500 - Poles And Fixtures	Wood Pole	\$147,390.02	\$1,061.50	\$146,328.52
MTED - Unspecified	MTED - Unspecified	35500 - Poles And Fixtures	Crossarm	\$168,080.16	\$32,381.61	\$135,698.55
MTED - Unspecified	MTED - Unspecified	35500 - Poles And Fixtures	Wood Pole	\$216,010.10	\$4,748.87	\$211,261.23
MTED - Unspecified	MTED - Unspecified	35500 - Poles And Fixtures	Wood Pole	\$260,248.79	\$13,790.00	\$246,458.79
MTED - Unspecified	MTED - Unspecified	35500 - Poles And Fixtures	Non-Unitized	\$333,709.69	\$7,336.43	\$326,373.26
MTED - Unspecified	MTED - Unspecified	35500 - Poles And Fixtures	Unspecified	\$2,710,838.18	\$100,989.38	\$2,609,848.80
	MTED - Unspecified Total			\$4,231,782.68	\$183,977.65	\$4,047,805.03
MTED - Trans Subs	NORTH TEMPLE SUB	35500 - Poles And Fixtures	Non-Unitized	\$155,058.38	\$1,116.73	\$153,941.65
	NORTH TEMPLE SUB Total			\$155,058.38	\$1,116.73	\$153,941.65
MTED - TL 230KV	NORTHWOOD to QUARRY (1012)	35500 - Poles And Fixtures	Crossarm	\$32,340.43	\$23,994.50	\$8,345.93
MTED - TL 230KV	NORTHWOOD to QUARRY (1012)	35500 - Poles And Fixtures	Wood Pole	\$83,993.74	\$62,317.90	\$21,675.84
	NORTHWOOD to QUARRY (1012) Total			\$116,334.17	\$86,312.40	\$30,021.77
MTED - Dist Subs	ROUNDTOP SUB	35500 - Poles And Fixtures	Crossarm	\$22,726.66	\$846.66	\$21,880.00
	ROUNDTOP SUB Total			\$22,726.66	\$846.66	\$21,880.00
MTED - TL 500KV	TMI to HOSENSACK (5026)	35500 - Poles And Fixtures	Crossarm	\$3,386.95	\$976.16	\$2,410.79
MTED - TL 500KV	TMI to HOSENSACK (5026)	35500 - Poles And Fixtures	Wood Pole	\$3,386.96	\$976.17	\$2,410.79
MTED - TL 500KV	TMI to HOSENSACK (5026)	35500 - Poles And Fixtures	Crossarm	\$5,471.34	\$1,470.88	\$4,000.46
MTED - TL 500KV	TMI to HOSENSACK (5026)	35500 - Poles And Fixtures	Wood Pole	\$5,471.35	\$1,470.88	\$4,000.47
MTED - TL 500KV	TMI to HOSENSACK (5026)	35500 - Poles And Fixtures	Wood Pole	\$82,063.57	\$20,479.41	\$61,584.16
	TMI to HOSENSACK (5026) Total			\$99,780.17	\$25,373.51	\$74,406.66
MTED - TL 230KV	TMI to JACKSON (1051)	35500 - Poles And Fixtures	Crossarm	\$1,011.31	\$593.17	\$418.14

Major Location	Asset Location	Utility Account	Asset Retirement Unit	Book Cost	Allocated Reserve	Net Book Value
MTED - TL 230KV	TMI to JACKSON (1051)	35500 - Poles And Fixtures	Wood Pole	\$1,011.32	\$593.18	\$418.14
MTED - TL 230KV	TMI to JACKSON (1051)	35500 - Poles And Fixtures	Crossarm	\$1,036.07	\$399.44	\$636.63
MTED - TL 230KV	TMI to JACKSON (1051)	35500 - Poles And Fixtures	Wood Pole	\$1,036.08	\$399.45	\$636.63
MTED - TL 230KV	TMI to JACKSON (1051)	35500 - Poles And Fixtures	Wood Pole	\$1,133.81	\$925.51	\$208.30
MTED - TL 230KV	TMI to JACKSON (1051)	35500 - Poles And Fixtures	Crossarm	\$1,495.74	\$1,126.39	\$369.35
MTED - TL 230KV	TMI to JACKSON (1051)	35500 - Poles And Fixtures	Crossarm	\$3,032.48	\$1,828.46	\$1,204.02
MTED - TL 230KV	TMI to JACKSON (1051)	35500 - Poles And Fixtures	Wood Pole	\$3,032.49	\$1,828.46	\$1,204.03
MTED - TL 230KV	TMI to JACKSON (1051)	35500 - Poles And Fixtures	Wood Pole	\$3,106.79	\$2,339.61	\$767.18
MTED - TL 230KV	TMI to JACKSON (1051)	35500 - Poles And Fixtures	Crossarm	\$9,133.80	\$7,455.74	\$1,678.06
MTED - TL 230KV	TMI to JACKSON (1051)	35500 - Poles And Fixtures	Crossarm	\$9,702.13	\$7,198.35	\$2,503.78
MTED - TL 230KV	TMI to JACKSON (1051)	35500 - Poles And Fixtures	Wood Pole	\$59,017.31	\$12,478.39	\$46,538.92
MTED - TL 230KV	TMI to JACKSON (1051)	35500 - Poles And Fixtures	Wood Pole	\$72,704.18	\$61,167.74	\$11,536.44
MTED - TL 230KV	TMI to JACKSON (1051)	35500 - Poles And Fixtures	Crossarm	\$72,704.18	\$61,167.74	\$11,536.44
MTED - TL 230KV	TMI to JACKSON (1051)	35500 - Poles And Fixtures	Wood Pole	\$95,915.68	\$71,163.20	\$24,752.48
MTED - TL 230KV	TMI to JACKSON (1051)	35500 - Poles And Fixtures	Wood Pole	\$154,037.28	\$29,676.17	\$124,361.11
	TMI to JACKSON (1051) Total			\$489,110.65	\$260,340.98	\$228,769.67
MTED - TL 115KV	WESTERN 115 KV NETWORK	35500 - Poles And Fixtures	Crossarm	\$23.12	\$18.70	\$4.42
MTED - TL 115KV	WESTERN 115 KV NETWORK	35500 - Poles And Fixtures	Wood Pole	\$23.12	\$18.70	\$4.42
MTED - TL 115KV	WESTERN 115 KV NETWORK	35500 - Poles And Fixtures	Crossarm	\$76.30	\$67.19	\$9.11
MTED - TL 115KV	WESTERN 115 KV NETWORK	35500 - Poles And Fixtures	Crossarm	\$138.72	\$119.67	\$19.05
MTED - TL 115KV	WESTERN 115 KV NETWORK	35500 - Poles And Fixtures	Crossarm	\$145.66	\$128.80	\$16.86
MTED - TL 115KV	WESTERN 115 KV NETWORK	35500 - Poles And Fixtures	Wood Pole	\$148.08	\$130.94	\$17.14
MTED - TL 115KV	WESTERN 115 KV NETWORK	35500 - Poles And Fixtures	Wood Pole	\$207.38	\$178.90	\$28.48
MTED - TL 115KV	WESTERN 115 KV NETWORK	35500 - Poles And Fixtures	Crossarm	\$332.94	\$281.81	\$51.13
MTED - TL 115KV	WESTERN 115 KV NETWORK	35500 - Poles And Fixtures	Wood Pole	\$339.55	\$298.98	\$40.57
MTED - TL 115KV	WESTERN 115 KV NETWORK	35500 - Poles And Fixtures	Crossarm	\$339.87	\$285.94	\$53.93
MTED - TL 115KV	WESTERN 115 KV NETWORK	35500 - Poles And Fixtures	Wood Pole	\$442.42	\$374.48	\$67.94
MTED - TL 115KV	WESTERN 115 KV NETWORK	35500 - Poles And Fixtures	Crossarm	\$534.09	\$346.98	\$187.11
MTED - TL 115KV	WESTERN 115 KV NETWORK	35500 - Poles And Fixtures	Crossarm	\$604.03	\$497.27	\$106.76
MTED - TL 115KV	WESTERN 115 KV NETWORK	35500 - Poles And Fixtures	Wood Pole	\$604.03	\$497.27	\$106.76
MTED - TL 115KV	WESTERN 115 KV NETWORK	35500 - Poles And Fixtures	Wood Pole	\$606.44	\$510.21	\$96.23
MTED - TL 115KV	WESTERN 115 KV NETWORK	35500 - Poles And Fixtures	Steel Pole Fully Dressed	\$695.84	\$607.65	\$88.19
MTED - TL 115KV	WESTERN 115 KV NETWORK	35500 - Poles And Fixtures	Steel Pole Fully Dressed	\$737.58	\$577.73	\$159.85
MTED - TL 115KV	WESTERN 115 KV NETWORK	35500 - Poles And Fixtures	Crossarm	\$1,522.49	\$350.80	\$1,171.69
MTED - TL 115KV	WESTERN 115 KV NETWORK	35500 - Poles And Fixtures	Steel Pole Fully Dressed	\$1,871.13	\$1,428.91	\$442.22
MTED - TL 115KV	WESTERN 115 KV NETWORK	35500 - Poles And Fixtures	Steel Pole Fully Dressed	\$2,374.19	\$1,704.93	\$669.26
MTED - TL 115KV	WESTERN 115 KV NETWORK	35500 - Poles And Fixtures	Wood Pole	\$2,862.24	\$1,859.50	\$1,002.74
MTED - TL 115KV	WESTERN 115 KV NETWORK	35500 - Poles And Fixtures	Steel Pole Fully Dressed	\$3,511.57	\$2,477.10	\$1,034.47
MTED - TL 115KV	WESTERN 115 KV NETWORK	35500 - Poles And Fixtures	Steel Pole Fully Dressed	\$4,381.76	\$1,773.99	\$2,607.77
MTED - TL 115KV	WESTERN 115 KV NETWORK	35500 - Poles And Fixtures	Crossarm	\$6,970.85	\$4,203.12	\$2,767.73
MTED - TL 115KV	WESTERN 115 KV NETWORK	35500 - Poles And Fixtures	Crossarm	\$7,865.62	\$2,879.79	\$4,985.83
MTED - TL 115KV	WESTERN 115 KV NETWORK	35500 - Poles And Fixtures	Non-Unitized	\$8,640.68	\$189.96	\$8,450.72
MTED - TL 115KV	WESTERN 115 KV NETWORK	35500 - Poles And Fixtures	Crossarm	\$8,965.00	\$4,953.62	\$4,011.38
MTED - TL 115KV	WESTERN 115 KV NETWORK	35500 - Poles And Fixtures	Crossarm	\$9,193.74	\$202.12	\$8,991.62
MTED - TL 115KV	WESTERN 115 KV NETWORK	35500 - Poles And Fixtures	Crossarm	\$9,467.87	\$8,197.53	\$1,270.34
MTED - TL 115KV	WESTERN 115 KV NETWORK	35500 - Poles And Fixtures	Steel Pole Fully Dressed	\$9,735.94	\$3,753.54	\$5,982.40
MTED - TL 115KV	WESTERN 115 KV NETWORK	35500 - Poles And Fixtures	Crossarm	\$10,522.17	\$7,923.85	\$2,598.32

Major Location	Asset Location	Utility Account	Asset Retirement Unit	Book Cost	Allocated Reserve	Net Book Value
MTED - TL 115KV	WESTERN 115 KV NETWORK	35500 - Poles And Fixtures	Phase Raiser	\$10,733.03	\$235.96	\$10,497.07
MTED - TL 115KV	WESTERN 115 KV NETWORK	35500 - Poles And Fixtures	Crossarm	\$10,789.21	\$9,017.34	\$1,771.87
MTED - TL 115KV	WESTERN 115 KV NETWORK	35500 - Poles And Fixtures	Crossarm	\$11,722.13	\$7,438.10	\$4,284.03
MTED - TL 115KV	WESTERN 115 KV NETWORK	35500 - Poles And Fixtures	Wood Pole	\$12,220.10	\$6,752.23	\$5,467.87
MTED - TL 115KV	WESTERN 115 KV NETWORK	35500 - Poles And Fixtures	Crossarm	\$13,223.81	\$11,362.23	\$1,861.58
MTED - TL 115KV	WESTERN 115 KV NETWORK	35500 - Poles And Fixtures	Wood Pole	\$14,477.78	\$8,729.48	\$5,748.30
MTED - TL 115KV	WESTERN 115 KV NETWORK	35500 - Poles And Fixtures	Wood Pole	\$14,591.31	\$12,633.55	\$1,957.76
MTED - TL 115KV	WESTERN 115 KV NETWORK	35500 - Poles And Fixtures	Wood Pole	\$18,425.36	\$15,831.53	\$2,593.83
MTED - TL 115KV	WESTERN 115 KV NETWORK	35500 - Poles And Fixtures	Crossarm	\$19,102.21	\$15,850.10	\$3,252.11
MTED - TL 115KV	WESTERN 115 KV NETWORK	35500 - Poles And Fixtures	Crossarm	\$19,941.49	\$14,066.98	\$5,874.51
MTED - TL 115KV	WESTERN 115 KV NETWORK	35500 - Poles And Fixtures	Crossarm	\$20,198.13	\$15,628.15	\$4,569.98
MTED - TL 115KV	WESTERN 115 KV NETWORK	35500 - Poles And Fixtures	Crossarm	\$20,319.51	\$17,782.95	\$2,536.56
MTED - TL 115KV	WESTERN 115 KV NETWORK	35500 - Poles And Fixtures	Crossarm	\$21,724.09	\$12,741.95	\$8,982.14
MTED - TL 115KV	WESTERN 115 KV NETWORK	35500 - Poles And Fixtures	Wood Pole	\$22,492.57	\$16,938.31	\$5,554.26
MTED - TL 115KV	WESTERN 115 KV NETWORK	35500 - Poles And Fixtures	Wood Pole	\$22,799.25	\$19,055.00	\$3,744.25
MTED - TL 115KV	WESTERN 115 KV NETWORK	35500 - Poles And Fixtures	Crossarm	\$22,972.60	\$14,219.09	\$8,753.51
MTED - TL 115KV	WESTERN 115 KV NETWORK	35500 - Poles And Fixtures	Crossarm	\$23,305.53	\$13,277.84	\$10,027.69
MTED - TL 115KV	WESTERN 115 KV NETWORK	35500 - Poles And Fixtures	Wood Pole	\$24,970.39	\$5,753.50	\$19,216.89
MTED - TL 115KV	WESTERN 115 KV NETWORK	35500 - Poles And Fixtures	Crossarm	\$26,707.72	\$5,145.40	\$21,562.32
MTED - TL 115KV	WESTERN 115 KV NETWORK	35500 - Poles And Fixtures	Crossarm	\$26,745.87	\$23,356.19	\$3,389.68
MTED - TL 115KV	WESTERN 115 KV NETWORK	35500 - Poles And Fixtures	Wood Pole	\$26,883.87	\$591.03	\$26,292.84
MTED - TL 115KV	WESTERN 115 KV NETWORK	35500 - Poles And Fixtures	Steel Pole Fully Dressed	\$26,980.37	\$17,119.98	\$9,860.39
MTED - TL 115KV	WESTERN 115 KV NETWORK	35500 - Poles And Fixtures	Crossarm	\$27,386.00	\$11,087.43	\$16,298.57
MTED - TL 115KV	WESTERN 115 KV NETWORK	35500 - Poles And Fixtures	Wood Pole	\$27,386.00	\$11,087.43	\$16,298.57
MTED - TL 115KV	WESTERN 115 KV NETWORK	35500 - Poles And Fixtures	Crossarm	\$29,714.55	\$11,456.00	\$18,258.55
MTED - TL 115KV	WESTERN 115 KV NETWORK	35500 - Poles And Fixtures	Steel Pole Fully Dressed	\$30,469.05	\$14,644.24	\$15,824.81
MTED - TL 115KV	WESTERN 115 KV NETWORK	35500 - Poles And Fixtures	Crossarm	\$31,212.77	\$6,599.51	\$24,613.26
MTED - TL 115KV	WESTERN 115 KV NETWORK	35500 - Poles And Fixtures	Wood Pole	\$31,825.40	\$27,852.52	\$3,972.88
MTED - TL 115KV	WESTERN 115 KV NETWORK	35500 - Poles And Fixtures	Crossarm	\$32,211.57	\$26,293.66	\$5,917.91
MTED - TL 115KV	WESTERN 115 KV NETWORK	35500 - Poles And Fixtures	Steel Pole Fully Dressed	\$32,864.42	\$21,832.69	\$11,031.73
MTED - TL 115KV	WESTERN 115 KV NETWORK	35500 - Poles And Fixtures	Crossarm	\$33,543.32	\$26,273.89	\$7,269.43
MTED - TL 115KV	WESTERN 115 KV NETWORK	35500 - Poles And Fixtures	Crossarm	\$34,209.19	\$16,441.85	\$17,767.34
MTED - TL 115KV	WESTERN 115 KV NETWORK	35500 - Poles And Fixtures	Crossarm	\$34,334.04	\$24,655.55	\$9,678.49
MTED - TL 115KV	WESTERN 115 KV NETWORK	35500 - Poles And Fixtures	Crossarm	\$35,014.77	\$29,801.22	\$5,213.55
MTED - TL 115KV	WESTERN 115 KV NETWORK	35500 - Poles And Fixtures	Wood Pole	\$35,014.78	\$29,801.22	\$5,213.56
MTED - TL 115KV	WESTERN 115 KV NETWORK	35500 - Poles And Fixtures	Crossarm	\$35,208.00	\$9,465.12	\$25,742.88
MTED - TL 115KV	WESTERN 115 KV NETWORK	35500 - Poles And Fixtures	Crossarm	\$36,831.06	\$29,181.48	\$7,649.58
MTED - TL 115KV	WESTERN 115 KV NETWORK	35500 - Poles And Fixtures	Crossarm	\$37,954.72	\$16,818.00	\$21,136.72
MTED - TL 115KV	WESTERN 115 KV NETWORK	35500 - Poles And Fixtures	Crossarm	\$38,547.77	\$30,869.42	\$7,678.35
MTED - TL 115KV	WESTERN 115 KV NETWORK	35500 - Poles And Fixtures	Wood Pole	\$39,095.76	\$30,250.04	\$8,845.72
MTED - TL 115KV	WESTERN 115 KV NETWORK	35500 - Poles And Fixtures	Crossarm	\$44,322.13	\$30,680.40	\$13,641.73
MTED - TL 115KV	WESTERN 115 KV NETWORK	35500 - Poles And Fixtures	Wood Pole	\$46,172.50	\$38,311.73	\$7,860.77
MTED - TL 115KV	WESTERN 115 KV NETWORK	35500 - Poles And Fixtures	Wood Pole	\$50,681.01	\$18,555.52	\$32,125.49
MTED - TL 115KV	WESTERN 115 KV NETWORK	35500 - Poles And Fixtures	Crossarm	\$50,970.45	\$38,924.21	\$12,046.24
MTED - TL 115KV	WESTERN 115 KV NETWORK	35500 - Poles And Fixtures	Crossarm	\$52,492.94	\$38,334.45	\$14,158.49
MTED - TL 115KV	WESTERN 115 KV NETWORK	35500 - Poles And Fixtures	Wood Pole	\$57,339.31	\$50,072.34	\$7,266.97
MTED - TL 115KV	WESTERN 115 KV NETWORK	35500 - Poles And Fixtures	Crossarm	\$58,229.15	\$38,683.14	\$19,546.01

Major Location	Asset Location	Utility Account	Asset Retirement Unit	Book Cost	Allocated Reserve	Net Book Value
MTED - TL 115KV	WESTERN 115 KV NETWORK	35500 - Poles And Fixtures	Crossarm	\$59,096.17	\$43,845.51	\$15,250.66
MTED - TL 115KV	WESTERN 115 KV NETWORK	35500 - Poles And Fixtures	Wood Pole	\$60,033.81	\$48,075.65	\$11,958.16
MTED - TL 115KV	WESTERN 115 KV NETWORK	35500 - Poles And Fixtures	Wood Pole	\$63,809.16	\$50,556.40	\$13,252.76
MTED - TL 115KV	WESTERN 115 KV NETWORK	35500 - Poles And Fixtures	Wood Pole	\$64,339.43	\$52,518.99	\$11,820.44
MTED - TL 115KV	WESTERN 115 KV NETWORK	35500 - Poles And Fixtures	Wood Pole	\$73,441.32	\$41,841.66	\$31,599.66
MTED - TL 115KV	WESTERN 115 KV NETWORK	35500 - Poles And Fixtures	Wood Pole	\$74,906.31	\$11,670.92	\$63,235.39
MTED - TL 115KV	WESTERN 115 KV NETWORK	35500 - Poles And Fixtures	Crossarm	\$76,547.57	\$38,200.12	\$38,347.45
MTED - TL 115KV	WESTERN 115 KV NETWORK	35500 - Poles And Fixtures	Crossarm	\$78,246.94	\$27,124.43	\$51,122.51
MTED - TL 115KV	WESTERN 115 KV NETWORK	35500 - Poles And Fixtures	Non-Unitized	\$81,318.20	\$585.65	\$80,732.55
MTED - TL 115KV	WESTERN 115 KV NETWORK	35500 - Poles And Fixtures	Crossarm	\$81,995.94	\$34,771.21	\$47,224.73
MTED - TL 115KV	WESTERN 115 KV NETWORK	35500 - Poles And Fixtures	Wood Pole	\$82,041.90	\$64,261.98	\$17,779.92
MTED - TL 115KV	WESTERN 115 KV NETWORK	35500 - Poles And Fixtures	Wood Pole	\$83,188.35	\$59,738.21	\$23,450.14
MTED - TL 115KV	WESTERN 115 KV NETWORK	35500 - Poles And Fixtures	Crossarm	\$84,118.40	\$43,504.61	\$40,613.79
MTED - TL 115KV	WESTERN 115 KV NETWORK	35500 - Poles And Fixtures	Wood Pole	\$88,232.59	\$54,612.32	\$33,620.27
MTED - TL 115KV	WESTERN 115 KV NETWORK	35500 - Poles And Fixtures	Wood Pole	\$90,079.63	\$52,834.93	\$37,244.70
MTED - TL 115KV	WESTERN 115 KV NETWORK	35500 - Poles And Fixtures	Crossarm	\$90,725.11	\$48,540.28	\$42,184.83
MTED - TL 115KV	WESTERN 115 KV NETWORK	35500 - Poles And Fixtures	Steel Pole Fully Dressed	\$91,306.13	\$38,719.29	\$52,586.84
MTED - TL 115KV	WESTERN 115 KV NETWORK	35500 - Poles And Fixtures	Crossarm	\$92,077.66	\$42,537.51	\$49,540.15
MTED - TL 115KV	WESTERN 115 KV NETWORK	35500 - Poles And Fixtures	Steel Pole Fully Dressed	\$94,921.65	\$43,851.37	\$51,070.28
MTED - TL 115KV	WESTERN 115 KV NETWORK	35500 - Poles And Fixtures	Wood Pole	\$99,221.75	\$72,459.49	\$26,762.26
MTED - TL 115KV	WESTERN 115 KV NETWORK	35500 - Poles And Fixtures	Wood Pole	\$101,720.60	\$39,216.85	\$62,503.75
MTED - TL 115KV	WESTERN 115 KV NETWORK	35500 - Poles And Fixtures	Crossarm	\$116,049.06	\$33,446.92	\$82,602.14
MTED - TL 115KV	WESTERN 115 KV NETWORK	35500 - Poles And Fixtures	Steel Pole Fully Dressed	\$120,465.33	\$53,379.03	\$67,086.30
MTED - TL 115KV	WESTERN 115 KV NETWORK	35500 - Poles And Fixtures	Wood Pole	\$139,102.06	\$26,798.81	\$112,303.25
MTED - TL 115KV	WESTERN 115 KV NETWORK	35500 - Poles And Fixtures	Wood Pole	\$141,590.70	\$99,879.93	\$41,710.77
MTED - TL 115KV	WESTERN 115 KV NETWORK	35500 - Poles And Fixtures	Wood Pole	\$148,305.30	\$113,255.18	\$35,050.12
MTED - TL 115KV	WESTERN 115 KV NETWORK	35500 - Poles And Fixtures	Wood Pole	\$150,834.96	\$111,909.74	\$38,925.22
MTED - TL 115KV	WESTERN 115 KV NETWORK	35500 - Poles And Fixtures	Wood Pole	\$152,006.60	\$70,223.15	\$81,783.45
MTED - TL 115KV	WESTERN 115 KV NETWORK	35500 - Poles And Fixtures	Wood Pole	\$168,147.04	\$106,695.11	\$61,451.93
MTED - TL 115KV	WESTERN 115 KV NETWORK	35500 - Poles And Fixtures	Wood Pole	\$196,043.66	\$52,703.29	\$143,340.37
MTED - TL 115KV	WESTERN 115 KV NETWORK	35500 - Poles And Fixtures	Wood Pole	\$213,381.12	\$147,705.42	\$65,675.70
MTED - TL 115KV	WESTERN 115 KV NETWORK	35500 - Poles And Fixtures	Steel Pole Fully Dressed	\$226,924.18	\$121,410.30	\$105,513.88
MTED - TL 115KV	WESTERN 115 KV NETWORK	35500 - Poles And Fixtures	Wood Pole	\$335,203.71	\$167,279.29	\$167,924.42
MTED - TL 115KV	WESTERN 115 KV NETWORK	35500 - Poles And Fixtures	Wood Pole	\$350,186.43	\$148,500.10	\$201,686.33
MTED - TL 115KV	WESTERN 115 KV NETWORK	35500 - Poles And Fixtures	Wood Pole	\$361,705.04	\$240,290.09	\$121,414.95
MTED - TL 115KV	WESTERN 115 KV NETWORK	35500 - Poles And Fixtures	Wood Pole	\$372,624.98	\$192,715.28	\$179,909.70
MTED - TL 115KV	WESTERN 115 KV NETWORK	35500 - Poles And Fixtures	Wood Pole	\$563,141.42	\$195,213.85	\$367,927.57
MTED - TL 115KV	WESTERN 115 KV NETWORK	35500 - Poles And Fixtures	Wood Pole	\$600,237.05	\$126,911.79	\$473,325.26
MTED - TL 115KV	WESTERN 115 KV NETWORK	35500 - Poles And Fixtures	Wood Pole	\$652,907.28	\$188,176.76	\$464,730.52
MTED - TL 115KV	WESTERN 115 KV NETWORK	35500 - Poles And Fixtures	Steel Pole Fully Dressed	\$806,902.55	\$279,714.02	\$527,188.53
MTED - TL 115KV	WESTERN 115 KV NETWORK	35500 - Poles And Fixtures	Wood Pole	\$898,664.30	\$480,808.62	\$417,855.68
MTED - TL 115KV	WESTERN 115 KV NETWORK	35500 - Poles And Fixtures	Wood Pole	\$1,046,233.22	\$463,593.19	\$582,640.03
MTED - TL 115KV	WESTERN 115 KV NETWORK	35500 - Poles And Fixtures	Wood Pole	\$1,062,676.74	\$510,750.77	\$551,925.97
	WESTERN 115 KV NETWORK Total			\$12,022,942.76	\$5,779,167.97	\$6,243,774.79
MTED - Trans Subs	YORKANA SUB	35500 - Poles And Fixtures	Wood Pole	\$17,259.62	\$124.30	\$17,135.32
	YORKANA SUB Total			\$17,259.62	\$124.30	\$17,135.32
		35500 - Poles And Fixtures Total		\$46,783,816.47	\$17,834,084.14	\$28,949,732.33

Major Location	Asset Location	Utility Account	Asset Retirement Unit	Book Cost	Allocated Reserve	Net Book Value
MTED - TL 115KV	978 ES3 Tap - 115 KV Line	35610 - Overhd Conductr, Devices	Grounding (Towers & Static Wire)	\$451.00	\$52.06	\$398.94
MTED - TL 115KV	978 ES3 Tap - 115 KV Line	35610 - Overhd Conductr, Devices	Insulator - transmission	\$3,340.35	\$385.57	\$2,954.78
MTED - TL 115KV	978 ES3 Tap - 115 KV Line	35610 - Overhd Conductr, Devices	Insulator - transmission	\$4,789.60	\$470.78	\$4,318.82
MTED - TL 115KV	978 ES3 Tap - 115 KV Line	35610 - Overhd Conductr, Devices	Wire Fully Dressed	\$9,004.13	\$885.04	\$8,119.09
MTED - TL 115KV	978 ES3 Tap - 115 KV Line	35610 - Overhd Conductr, Devices	Switch - Mass	\$26,968.22	\$2,650.76	\$24,317.46
MTED - TL 115KV	978 ES3 Tap - 115 KV Line	35610 - Overhd Conductr, Devices	Wire Fully Dressed	\$39,554.34	\$4,565.67	\$34,988.67
MTED - TL 115KV	978 ES3 Tap - 115 KV Line	35610 - Overhd Conductr, Devices	Switch - Mass	\$121,891.48	\$14,069.67	\$107,821.81
	978 ES3 Tap - 115 KV Line Total			\$205,999.12	\$23,079.54	\$182,919.58
MTED - TL 500KV	ALBURTIS to BRANCHBURG (5016)	35610 - Overhd Conductr, Devices	Wire Fully Dressed	\$120.48	\$67.04	\$53.44
MTED - TL 500KV	ALBURTIS to BRANCHBURG (5016)	35610 - Overhd Conductr, Devices	Grounding (Towers & Static Wire)	\$1,059.61	\$816.53	\$243.08
MTED - TL 500KV	ALBURTIS to BRANCHBURG (5016)	35610 - Overhd Conductr, Devices	Insulator - transmission	\$32,952.91	\$25,393.48	\$7,559.43
MTED - TL 500KV	ALBURTIS to BRANCHBURG (5016)	35610 - Overhd Conductr, Devices	Wire Fully Dressed	\$230,760.55	\$177,823.86	\$52,936.69
	ALBURTIS to BRANCHBURG (5016) Total			\$264,893.55	\$204,100.91	\$60,792.64
MTED - TL 230KV	ALBURTIS to HOSENSACK (1073)	35610 - Overhd Conductr, Devices	Grounding (Towers & Static Wire)	\$1,062.90	\$791.54	\$271.36
MTED - TL 230KV	ALBURTIS to HOSENSACK (1073)	35610 - Overhd Conductr, Devices	Wire Fully Dressed	\$3,498.90	\$2,722.76	\$776.14
MTED - TL 230KV	ALBURTIS to HOSENSACK (1073)	35610 - Overhd Conductr, Devices	Insulator - transmission	\$13,659.34	\$10,172.01	\$3,487.33
MTED - TL 230KV	ALBURTIS to HOSENSACK (1073)	35610 - Overhd Conductr, Devices	Wire Fully Dressed	\$16,220.49	\$7,232.27	\$8,988.22
MTED - TL 230KV	ALBURTIS to HOSENSACK (1073)	35610 - Overhd Conductr, Devices	Wire Fully Dressed	\$139,603.87	\$103,962.06	\$35,641.81
	ALBURTIS to HOSENSACK (1073) Total			\$174,045.50	\$124,880.64	\$49,164.86
MTED - TL 230KV	ALBURTIS to LYONS (1021)	35610 - Overhd Conductr, Devices	Wire Fully Dressed	\$22,125.23	\$2,174.73	\$19,950.50
	ALBURTIS to LYONS (1021) Total			\$22,125.23	\$2,174.73	\$19,950.50
MTED - TL 230KV	ALBURTIS to TWR 1071-91	35610 - Overhd Conductr, Devices	Wire Fully Dressed	\$744.21	\$450.92	\$293.29
MTED - TL 230KV	ALBURTIS to TWR 1071-91	35610 - Overhd Conductr, Devices	Grounding (Towers & Static Wire)	\$1,240.05	\$923.46	\$316.59
MTED - TL 230KV	ALBURTIS to TWR 1071-91	35610 - Overhd Conductr, Devices	Grounding (Towers & Static Wire)	\$2,956.47	\$1,645.01	\$1,311.46
MTED - TL 230KV	ALBURTIS to TWR 1071-91	35610 - Overhd Conductr, Devices	Wire Fully Dressed	\$15,932.24	\$12,148.29	\$3,783.95
MTED - TL 230KV	ALBURTIS to TWR 1071-91	35610 - Overhd Conductr, Devices	Insulator - transmission	\$15,935.89	\$11,867.35	\$4,068.54
MTED - TL 230KV	ALBURTIS to TWR 1071-91	35610 - Overhd Conductr, Devices	Wire Fully Dressed	\$18,681.94	\$14,537.85	\$4,144.09
MTED - TL 230KV	ALBURTIS to TWR 1071-91	35610 - Overhd Conductr, Devices	Insulator - transmission	\$35,183.14	\$19,576.23	\$15,606.91
MTED - TL 230KV	ALBURTIS to TWR 1071-91	35610 - Overhd Conductr, Devices	Wire Fully Dressed	\$126,236.82	\$56,285.53	\$69,951.29
MTED - TL 230KV	ALBURTIS to TWR 1071-91	35610 - Overhd Conductr, Devices	Wire Fully Dressed	\$318,192.96	\$72,156.97	\$246,035.99
MTED - TL 230KV	ALBURTIS to TWR 1071-91	35610 - Overhd Conductr, Devices	Wire Fully Dressed	\$333,688.27	\$185,667.32	\$148,020.95
MTED - TL 230KV	ALBURTIS to TWR 1071-91	35610 - Overhd Conductr, Devices	Wire Fully Dressed	\$478,841.10	\$351,931.23	\$126,909.87
MTED - TL 230KV	ALBURTIS to TWR 1071-91	35610 - Overhd Conductr, Devices	Wire Fully Dressed	\$692,641.13	\$515,805.18	\$176,835.95
	ALBURTIS to TWR 1071-91 Total			\$2,040,274.22	\$1,242,995.33	\$797,278.89
MTED - Dist Subs	BALDY SUB	35610 - Overhd Conductr, Devices	Wire Fully Dressed	(\$21,797.21)	(\$145.65)	(\$21,651.56)
MTED - Dist Subs	BALDY SUB	35610 - Overhd Conductr, Devices	Insulator - transmission	(\$7,007.87)	(\$46.82)	(\$6,961.05)
MTED - Dist Subs	BALDY SUB	35610 - Overhd Conductr, Devices	Non-Unitized	\$6,363.71	\$42.52	\$6,321.19
	BALDY SUB Total			(\$22,441.37)	(\$149.95)	(\$22,291.42)
MTED - TL 230KV	BERKS to SOUTH LEBANON (1074)	35610 - Overhd Conductr, Devices	Transmission Shunt Splice	\$39,364.71	\$1,375.13	\$37,989.58
MTED - TL 230KV	BERKS to SOUTH LEBANON (1074)	35610 - Overhd Conductr, Devices	Wire Fully Dressed	\$268,265.63	\$9,371.38	\$258,894.25
	BERKS to SOUTH LEBANON (1074) Total			\$307,630.34	\$10,746.51	\$296,883.83
MTED - Dist Subs	BIRDSBORO SUB	35610 - Overhd Conductr, Devices	Grounding (Towers & Static Wire)	\$12,008.09	\$419.48	\$11,588.61
MTED - Dist Subs	BIRDSBORO SUB	35610 - Overhd Conductr, Devices	Insulator - transmission	\$30,672.17	\$1,071.48	\$29,600.69
MTED - Dist Subs	BIRDSBORO SUB	35610 - Overhd Conductr, Devices	Non-Unitized	\$42,945.66	\$880.66	\$42,065.00
	BIRDSBORO SUB Total			\$85,625.92	\$2,371.62	\$83,254.30
MTED - TL 230KV	BRUNNER'S ISLAND to YORKANA (1055)	35610 - Overhd Conductr, Devices	Insulator - transmission	\$28.89	\$13.44	\$15.45
MTED - TL 230KV	BRUNNER'S ISLAND to YORKANA (1055)	35610 - Overhd Conductr, Devices	Wire Fully Dressed	\$28.90	\$13.45	\$15.45

Major Location	Asset Location	Utility Account	Asset Retirement Unit	Book Cost	Allocated Reserve	Net Book Value
MTED - TL 230KV	BRUNNER'S ISLAND to YORKANA (1055)	35610 - Overhd Conductr, Devices	Wire Fully Dressed	\$130.57	\$81.13	\$49.44
MTED - TL 230KV	BRUNNER'S ISLAND to YORKANA (1055)	35610 - Overhd Conductr, Devices	Insulator - transmission	\$685.50	\$44.92	\$640.58
MTED - TL 230KV	BRUNNER'S ISLAND to YORKANA (1055)	35610 - Overhd Conductr, Devices	Grounding (Towers & Static Wire)	\$2,710.26	\$18.11	\$2,692.15
MTED - TL 230KV	BRUNNER'S ISLAND to YORKANA (1055)	35610 - Overhd Conductr, Devices	Insulator - transmission	\$6,041.51	\$40.37	\$6,001.14
MTED - TL 230KV	BRUNNER'S ISLAND to YORKANA (1055)	35610 - Overhd Conductr, Devices	Grounding (Towers & Static Wire)	\$8,023.45	\$164.54	\$7,858.91
MTED - TL 230KV	BRUNNER'S ISLAND to YORKANA (1055)	35610 - Overhd Conductr, Devices	Grounding (Towers & Static Wire)	\$9,437.44	\$7,196.03	\$2,241.41
MTED - TL 230KV	BRUNNER'S ISLAND to YORKANA (1055)	35610 - Overhd Conductr, Devices	Insulator - transmission	\$17,885.21	\$366.77	\$17,518.44
MTED - TL 230KV	BRUNNER'S ISLAND to YORKANA (1055)	35610 - Overhd Conductr, Devices	Non-Unitized	\$29,224.60	\$195.28	\$29,029.32
MTED - TL 230KV	BRUNNER'S ISLAND to YORKANA (1055)	35610 - Overhd Conductr, Devices	Wire Fully Dressed	\$42,215.37	\$18,822.68	\$23,392.69
MTED - TL 230KV	BRUNNER'S ISLAND to YORKANA (1055)	35610 - Overhd Conductr, Devices	Insulator - transmission	\$123,675.63	\$94,302.36	\$29,373.27
MTED - TL 230KV	BRUNNER'S ISLAND to YORKANA (1055)	35610 - Overhd Conductr, Devices	Wire Fully Dressed	\$146,921.44	\$112,027.24	\$34,894.20
	BRUNNER'S ISLAND to YORKANA (1055) Total			\$387,008.77	\$233,286.30	\$153,722.47
MTED - Dist Subs	CAMPBELLTOWN SUB	35610 - Overhd Conductr, Devices	Non-Unitized	\$443.72	\$9.10	\$434.62
MTED - Dist Subs	CAMPBELLTOWN SUB	35610 - Overhd Conductr, Devices	Grounding (Towers & Static Wire)	\$3,623.28	\$74.30	\$3,548.98
MTED - Dist Subs	CAMPBELLTOWN SUB	35610 - Overhd Conductr, Devices	Insulator - transmission	\$28,508.69	\$584.62	\$27,924.07
	CAMPBELLTOWN SUB Total			\$32,575.69	\$668.02	\$31,907.67
MTED - TL 500KV	CONEMAUGH to HUNTERSTOWN (5006)	35610 - Overhd Conductr, Devices	Grounding (Towers & Static Wire)	\$525.63	\$273.89	\$251.74
MTED - TL 500KV	CONEMAUGH to HUNTERSTOWN (5006)	35610 - Overhd Conductr, Devices	Insulator - transmission	\$14,771.30	\$7,696.91	\$7,074.39
MTED - TL 500KV	CONEMAUGH to HUNTERSTOWN (5006)	35610 - Overhd Conductr, Devices	Wire Fully Dressed	\$109,067.89	\$56,832.19	\$52,235.70
	CONEMAUGH to HUNTERSTOWN (5006) Total			\$124,364.82	\$64,803.00	\$59,561.82
MTED - TL 230KV	COPPERSTONE to NORTH LEBANON (1094-1)	35610 - Overhd Conductr, Devices	Wire Fully Dressed	\$372.70	\$173.36	\$199.34
MTED - TL 230KV	COPPERSTONE to NORTH LEBANON (1094-1)	35610 - Overhd Conductr, Devices	Wire Fully Dressed	\$1,986.43	\$885.70	\$1,100.73
MTED - TL 230KV	COPPERSTONE to NORTH LEBANON (1094-1)	35610 - Overhd Conductr, Devices	Grounding (Towers & Static Wire)	\$2,271.15	\$1,669.21	\$601.94
MTED - TL 230KV	COPPERSTONE to NORTH LEBANON (1094-1)	35610 - Overhd Conductr, Devices	Grounding (Towers & Static Wire)	\$3,410.56	\$2,600.55	\$810.01
MTED - TL 230KV	COPPERSTONE to NORTH LEBANON (1094-1)	35610 - Overhd Conductr, Devices	Insulator - transmission	\$29,276.17	\$21,516.95	\$7,759.22
MTED - TL 230KV	COPPERSTONE to NORTH LEBANON (1094-1)	35610 - Overhd Conductr, Devices	Insulator - transmission	\$44,490.57	\$33,923.95	\$10,566.62
MTED - TL 230KV	COPPERSTONE to NORTH LEBANON (1094-1)	35610 - Overhd Conductr, Devices	Wire Fully Dressed	\$101,923.37	\$74,910.06	\$27,013.31
MTED - TL 230KV	COPPERSTONE to NORTH LEBANON (1094-1)	35610 - Overhd Conductr, Devices	Wire Fully Dressed	\$355,419.62	\$271,006.60	\$84,413.02
	COPPERSTONE to NORTH LEBANON (1094-1) Total			\$539,150.57	\$406,686.38	\$132,464.19
MTED - TL 115KV	EASTERN 115 KV NETWORK	35610 - Overhd Conductr, Devices	Insulator - transmission	(\$45,215.50)	(\$2,962.70)	(\$42,252.80)
MTED - TL 115KV	EASTERN 115 KV NETWORK	35610 - Overhd Conductr, Devices	Non-Unitized	(\$552.30)	(\$54.28)	(\$498.02)
MTED - TL 115KV	EASTERN 115 KV NETWORK	35610 - Overhd Conductr, Devices	Non-Unitized	(\$7.87)	(\$0.05)	(\$7.82)
MTED - TL 115KV	EASTERN 115 KV NETWORK	35610 - Overhd Conductr, Devices	Wire Fully Dressed	\$0.68	\$0.40	\$0.28
MTED - TL 115KV	EASTERN 115 KV NETWORK	35610 - Overhd Conductr, Devices	Grounding (Towers & Static Wire)	\$36.99	\$30.81	\$6.18
MTED - TL 115KV	EASTERN 115 KV NETWORK	35610 - Overhd Conductr, Devices	Grounding (Towers & Static Wire)	\$42.18	\$33.90	\$8.28
MTED - TL 115KV	EASTERN 115 KV NETWORK	35610 - Overhd Conductr, Devices	Grounding (Towers & Static Wire)	\$54.50	\$46.68	\$7.82
MTED - TL 115KV	EASTERN 115 KV NETWORK	35610 - Overhd Conductr, Devices	Insulator - transmission	\$64.30	\$47.89	\$16.41
MTED - TL 115KV	EASTERN 115 KV NETWORK	35610 - Overhd Conductr, Devices	Wire Fully Dressed	\$64.30	\$47.89	\$16.41
MTED - TL 115KV	EASTERN 115 KV NETWORK	35610 - Overhd Conductr, Devices	Wire Fully Dressed	\$65.96	\$51.33	\$14.63
MTED - TL 115KV	EASTERN 115 KV NETWORK	35610 - Overhd Conductr, Devices	Insulator - transmission	\$65.96	\$51.33	\$14.63
MTED - TL 115KV	EASTERN 115 KV NETWORK	35610 - Overhd Conductr, Devices	Insulator - transmission	\$79.00	\$66.87	\$12.13
MTED - TL 115KV	EASTERN 115 KV NETWORK	35610 - Overhd Conductr, Devices	Grounding (Towers & Static Wire)	\$101.22	\$84.85	\$16.37
MTED - TL 115KV	EASTERN 115 KV NETWORK	35610 - Overhd Conductr, Devices	Wire Fully Dressed	\$116.58	\$79.01	\$37.57
MTED - TL 115KV	EASTERN 115 KV NETWORK	35610 - Overhd Conductr, Devices	Grounding (Towers & Static Wire)	\$124.59	\$102.46	\$22.13
MTED - TL 115KV	EASTERN 115 KV NETWORK	35610 - Overhd Conductr, Devices	Insulator - transmission	\$163.86	\$136.47	\$27.39
MTED - TL 115KV	EASTERN 115 KV NETWORK	35610 - Overhd Conductr, Devices	Insulator - transmission	\$172.63	\$137.75	\$34.88
MTED - TL 115KV	EASTERN 115 KV NETWORK	35610 - Overhd Conductr, Devices	Insulator - transmission	\$187.26	\$150.50	\$36.76

Major Location	Asset Location	Utility Account	Asset Retirement Unit	Book Cost	Allocated Reserve	Net Book Value
MTED - TL 115KV	EASTERN 115 KV NETWORK	35610 - Overhd Conductr, Devices	Grounding (Towers & Static Wire)	\$189.48	\$130.79	\$58.69
MTED - TL 115KV	EASTERN 115 KV NETWORK	35610 - Overhd Conductr, Devices	Grounding (Towers & Static Wire)	\$194.67	\$143.08	\$51.59
MTED - TL 115KV	EASTERN 115 KV NETWORK	35610 - Overhd Conductr, Devices	Grounding (Towers & Static Wire)	\$216.74	\$146.87	\$69.87
MTED - TL 115KV	EASTERN 115 KV NETWORK	35610 - Overhd Conductr, Devices	Grounding (Towers & Static Wire)	\$259.56	\$185.27	\$74.29
MTED - TL 115KV	EASTERN 115 KV NETWORK	35610 - Overhd Conductr, Devices	Wire Fully Dressed	\$273.08	\$228.21	\$44.87
MTED - TL 115KV	EASTERN 115 KV NETWORK	35610 - Overhd Conductr, Devices	Wire Fully Dressed	\$320.11	\$172.52	\$147.59
MTED - TL 115KV	EASTERN 115 KV NETWORK	35610 - Overhd Conductr, Devices	Wire Fully Dressed	\$331.81	\$215.89	\$115.92
MTED - TL 115KV	EASTERN 115 KV NETWORK	35610 - Overhd Conductr, Devices	Insulator - transmission	\$333.32	\$225.88	\$107.44
MTED - TL 115KV	EASTERN 115 KV NETWORK	35610 - Overhd Conductr, Devices	Wire Fully Dressed	\$401.76	\$330.42	\$71.34
MTED - TL 115KV	EASTERN 115 KV NETWORK	35610 - Overhd Conductr, Devices	Grounding (Towers & Static Wire)	\$402.99	\$250.41	\$152.58
MTED - TL 115KV	EASTERN 115 KV NETWORK	35610 - Overhd Conductr, Devices	Grounding (Towers & Static Wire)	\$417.25	\$55.50	\$361.75
MTED - TL 115KV	EASTERN 115 KV NETWORK	35610 - Overhd Conductr, Devices	Wire Fully Dressed	\$422.09	\$291.36	\$130.73
MTED - TL 115KV	EASTERN 115 KV NETWORK	35610 - Overhd Conductr, Devices	Insulator - transmission	\$438.90	\$367.94	\$70.96
MTED - TL 115KV	EASTERN 115 KV NETWORK	35610 - Overhd Conductr, Devices	Grounding (Towers & Static Wire)	\$454.16	\$388.29	\$65.87
MTED - TL 115KV	EASTERN 115 KV NETWORK	35610 - Overhd Conductr, Devices	Grounding (Towers & Static Wire)	\$467.20	\$310.43	\$156.77
MTED - TL 115KV	EASTERN 115 KV NETWORK	35610 - Overhd Conductr, Devices	Insulator - transmission	\$468.93	\$385.67	\$83.26
MTED - TL 115KV	EASTERN 115 KV NETWORK	35610 - Overhd Conductr, Devices	Insulator - transmission	\$612.41	\$422.73	\$189.68
MTED - TL 115KV	EASTERN 115 KV NETWORK	35610 - Overhd Conductr, Devices	Wire Fully Dressed	\$617.34	\$514.14	\$103.20
MTED - TL 115KV	EASTERN 115 KV NETWORK	35610 - Overhd Conductr, Devices	Wire Fully Dressed	\$622.77	\$313.12	\$309.65
MTED - TL 115KV	EASTERN 115 KV NETWORK	35610 - Overhd Conductr, Devices	Grounding (Towers & Static Wire)	\$669.66	\$435.72	\$233.94
MTED - TL 115KV	EASTERN 115 KV NETWORK	35610 - Overhd Conductr, Devices	Wire Fully Dressed	\$702.19	\$591.83	\$110.36
MTED - TL 115KV	EASTERN 115 KV NETWORK	35610 - Overhd Conductr, Devices	Wire Fully Dressed	\$825.35	\$622.21	\$203.14
MTED - TL 115KV	EASTERN 115 KV NETWORK	35610 - Overhd Conductr, Devices	Insulator - transmission	\$851.47	\$625.80	\$225.67
MTED - TL 115KV	EASTERN 115 KV NETWORK	35610 - Overhd Conductr, Devices	Wire Fully Dressed	\$873.99	\$580.72	\$293.27
MTED - TL 115KV	EASTERN 115 KV NETWORK	35610 - Overhd Conductr, Devices	Wire Fully Dressed	\$875.79	\$625.13	\$250.66
MTED - TL 115KV	EASTERN 115 KV NETWORK	35610 - Overhd Conductr, Devices	Insulator - transmission	\$1,001.97	\$651.94	\$350.03
MTED - TL 115KV	EASTERN 115 KV NETWORK	35610 - Overhd Conductr, Devices	Insulator - transmission	\$1,058.21	\$755.33	\$302.88
MTED - TL 115KV	EASTERN 115 KV NETWORK	35610 - Overhd Conductr, Devices	Grounding (Towers & Static Wire)	\$1,099.90	\$447.22	\$652.68
MTED - TL 115KV	EASTERN 115 KV NETWORK	35610 - Overhd Conductr, Devices	Wire Fully Dressed	\$1,117.56	\$946.00	\$171.56
MTED - TL 115KV	EASTERN 115 KV NETWORK	35610 - Overhd Conductr, Devices	Insulator - transmission	\$1,342.49	\$892.01	\$450.48
MTED - TL 115KV	EASTERN 115 KV NETWORK	35610 - Overhd Conductr, Devices	Wire Fully Dressed	\$1,398.38	\$778.07	\$620.31
MTED - TL 115KV	EASTERN 115 KV NETWORK	35610 - Overhd Conductr, Devices	Wire Fully Dressed	\$1,407.57	\$807.09	\$600.48
MTED - TL 115KV	EASTERN 115 KV NETWORK	35610 - Overhd Conductr, Devices	Grounding (Towers & Static Wire)	\$1,505.48	\$122.92	\$1,382.56
MTED - TL 115KV	EASTERN 115 KV NETWORK	35610 - Overhd Conductr, Devices	Grounding (Towers & Static Wire)	\$1,559.34	\$840.41	\$718.93
MTED - TL 115KV	EASTERN 115 KV NETWORK	35610 - Overhd Conductr, Devices	Insulator - transmission	\$1,781.94	\$1,107.25	\$674.69
MTED - TL 115KV	EASTERN 115 KV NETWORK	35610 - Overhd Conductr, Devices	Wire Fully Dressed	\$1,788.84	\$1,083.86	\$704.98
MTED - TL 115KV	EASTERN 115 KV NETWORK	35610 - Overhd Conductr, Devices	Insulator - transmission	\$1,825.82	\$1,561.04	\$264.78
MTED - TL 115KV	EASTERN 115 KV NETWORK	35610 - Overhd Conductr, Devices	Insulator - transmission	\$1,879.73	\$1,013.09	\$866.64
MTED - TL 115KV	EASTERN 115 KV NETWORK	35610 - Overhd Conductr, Devices	Wire Fully Dressed	\$2,010.21	\$232.03	\$1,778.18
MTED - TL 115KV	EASTERN 115 KV NETWORK	35610 - Overhd Conductr, Devices	Wire Fully Dressed	\$2,011.57	\$656.57	\$1,355.00
MTED - TL 115KV	EASTERN 115 KV NETWORK	35610 - Overhd Conductr, Devices	Insulator - transmission	\$2,012.58	\$656.90	\$1,355.68
MTED - TL 115KV	EASTERN 115 KV NETWORK	35610 - Overhd Conductr, Devices	Wire Fully Dressed	\$2,330.63	\$1,688.92	\$641.71
MTED - TL 115KV	EASTERN 115 KV NETWORK	35610 - Overhd Conductr, Devices	Grounding (Towers & Static Wire)	\$3,606.18	\$236.29	\$3,369.89
MTED - TL 115KV	EASTERN 115 KV NETWORK	35610 - Overhd Conductr, Devices	Non-Unitized	\$4,295.62	\$214.54	\$4,081.08
MTED - TL 115KV	EASTERN 115 KV NETWORK	35610 - Overhd Conductr, Devices	Insulator - transmission	\$4,884.48	\$1,986.03	\$2,898.45
MTED - TL 115KV	EASTERN 115 KV NETWORK	35610 - Overhd Conductr, Devices	Grounding (Towers & Static Wire)	\$5,913.81	\$4,906.57	\$1,007.24
MTED - TL 115KV	EASTERN 115 KV NETWORK	35610 - Overhd Conductr, Devices	Wire Fully Dressed	\$8,570.13	\$6,974.62	\$1,595.51

Major Location	Asset Location	Utility Account	Asset Retirement Unit	Book Cost	Allocated Reserve	Net Book Value
MTED - TL 115KV	EASTERN 115 KV NETWORK	35610 - Overhd Conductr, Devices	Grounding (Towers & Static Wire)	\$8,773.44	\$7,248.76	\$1,524.68
MTED - TL 115KV	EASTERN 115 KV NETWORK	35610 - Overhd Conductr, Devices	Wire Fully Dressed	\$8,828.94	\$7,224.83	\$1,604.11
MTED - TL 115KV	EASTERN 115 KV NETWORK	35610 - Overhd Conductr, Devices	Wire Fully Dressed	\$9,169.69	\$7,687.16	\$1,482.53
MTED - TL 115KV	EASTERN 115 KV NETWORK	35610 - Overhd Conductr, Devices	Wire Fully Dressed	\$9,508.01	\$7,641.50	\$1,866.51
MTED - TL 115KV	EASTERN 115 KV NETWORK	35610 - Overhd Conductr, Devices	Non-Unitized	\$9,711.12	\$339.24	\$9,371.88
MTED - TL 115KV	EASTERN 115 KV NETWORK	35610 - Overhd Conductr, Devices	Wire Fully Dressed	\$10,812.10	\$8,746.56	\$2,065.54
MTED - TL 115KV	EASTERN 115 KV NETWORK	35610 - Overhd Conductr, Devices	Wire Fully Dressed	\$11,012.49	\$1,866.48	\$9,146.01
MTED - TL 115KV	EASTERN 115 KV NETWORK	35610 - Overhd Conductr, Devices	Wire Fully Dressed	\$13,142.07	\$5,081.95	\$8,060.12
MTED - TL 115KV	EASTERN 115 KV NETWORK	35610 - Overhd Conductr, Devices	Insulator - transmission	\$13,997.02	\$11,987.97	\$2,009.05
MTED - TL 115KV	EASTERN 115 KV NETWORK	35610 - Overhd Conductr, Devices	Wire Fully Dressed	\$14,610.89	\$10,738.49	\$3,872.40
MTED - TL 115KV	EASTERN 115 KV NETWORK	35610 - Overhd Conductr, Devices	Wire Fully Dressed	\$14,842.80	\$9,222.88	\$5,619.92
MTED - TL 115KV	EASTERN 115 KV NETWORK	35610 - Overhd Conductr, Devices	Wire Fully Dressed	\$16,775.31	\$2,534.07	\$14,241.24
MTED - TL 115KV	EASTERN 115 KV NETWORK	35610 - Overhd Conductr, Devices	Wire Fully Dressed	\$20,680.17	\$16,502.71	\$4,177.46
MTED - TL 115KV	EASTERN 115 KV NETWORK	35610 - Overhd Conductr, Devices	Insulator - transmission	\$26,178.01	\$21,719.38	\$4,458.63
MTED - TL 115KV	EASTERN 115 KV NETWORK	35610 - Overhd Conductr, Devices	Wire Fully Dressed	\$29,334.82	\$13,079.59	\$16,255.23
MTED - TL 115KV	EASTERN 115 KV NETWORK	35610 - Overhd Conductr, Devices	Wire Fully Dressed	\$30,391.46	\$15,836.13	\$14,555.33
MTED - TL 115KV	EASTERN 115 KV NETWORK	35610 - Overhd Conductr, Devices	Grounding (Towers & Static Wire)	\$32,775.30	\$3,221.54	\$29,553.76
MTED - TL 115KV	EASTERN 115 KV NETWORK	35610 - Overhd Conductr, Devices	Insulator - transmission	\$39,115.84	\$32,318.14	\$6,797.70
MTED - TL 115KV	EASTERN 115 KV NETWORK	35610 - Overhd Conductr, Devices	Insulator - transmission	\$41,813.55	\$4,826.44	\$36,987.11
MTED - TL 115KV	EASTERN 115 KV NETWORK	35610 - Overhd Conductr, Devices	Superstructure	\$49,305.29	\$3,230.68	\$46,074.61
MTED - TL 115KV	EASTERN 115 KV NETWORK	35610 - Overhd Conductr, Devices	Switch	\$52,470.85	\$3,438.10	\$49,032.75
MTED - TL 115KV	EASTERN 115 KV NETWORK	35610 - Overhd Conductr, Devices	Wire Fully Dressed	\$60,049.79	\$51,341.32	\$8,708.47
MTED - TL 115KV	EASTERN 115 KV NETWORK	35610 - Overhd Conductr, Devices	Insulator - transmission	\$81,587.35	\$6,661.35	\$74,926.00
MTED - TL 115KV	EASTERN 115 KV NETWORK	35610 - Overhd Conductr, Devices	Wire Fully Dressed	\$106,710.16	\$88,535.33	\$18,174.83
MTED - TL 115KV	EASTERN 115 KV NETWORK	35610 - Overhd Conductr, Devices	Insulator - transmission	\$115,526.90	\$11,355.36	\$104,171.54
MTED - TL 115KV	EASTERN 115 KV NETWORK	35610 - Overhd Conductr, Devices	Wire Fully Dressed	\$124,384.18	\$102,768.22	\$21,615.96
MTED - TL 115KV	EASTERN 115 KV NETWORK	35610 - Overhd Conductr, Devices	Wire Fully Dressed	\$153,163.20	\$131,179.10	\$21,984.10
MTED - TL 115KV	EASTERN 115 KV NETWORK	35610 - Overhd Conductr, Devices	Wire Fully Dressed	\$197,883.77	\$80,459.70	\$117,424.07
MTED - TL 115KV	EASTERN 115 KV NETWORK	35610 - Overhd Conductr, Devices	Wire Fully Dressed	\$230,146.68	\$15,080.13	\$215,066.55
MTED - TL 115KV	EASTERN 115 KV NETWORK	35610 - Overhd Conductr, Devices	Insulator - transmission	\$302,765.53	\$40,276.60	\$262,488.93
MTED - TL 115KV	EASTERN 115 KV NETWORK	35610 - Overhd Conductr, Devices	Insulator - transmission	\$389,135.86	\$58,782.69	\$330,353.17
MTED - TL 115KV	EASTERN 115 KV NETWORK	35610 - Overhd Conductr, Devices	Wire Fully Dressed	\$584,299.75	\$47,706.26	\$536,593.49
MTED - TL 115KV	EASTERN 115 KV NETWORK	35610 - Overhd Conductr, Devices	Wire Fully Dressed	\$703,356.79	\$93,566.86	\$609,789.93
MTED - TL 115KV	EASTERN 115 KV NETWORK	35610 - Overhd Conductr, Devices	Wire Fully Dressed	\$864,404.31	\$179,262.66	\$685,141.65
MTED - TL 115KV	EASTERN 115 KV NETWORK	35610 - Overhd Conductr, Devices	Insulator - transmission	\$1,083,037.96	\$183,561.81	\$899,476.15
MTED - TL 115KV	EASTERN 115 KV NETWORK	35610 - Overhd Conductr, Devices	Wire Fully Dressed	\$1,199,580.31	\$24,599.26	\$1,174,981.05
MTED - TL 115KV	EASTERN 115 KV NETWORK	35610 - Overhd Conductr, Devices	Wire Fully Dressed	\$2,130,533.85	\$209,414.15	\$1,921,119.70
	EASTERN 115 KV NETWORK Total			\$8,812,025.36	\$1,554,213.15	\$7,257,812.21
MTED - TL 69KV	ER Pa - TL 69KV (MTED)	35610 - Overhd Conductr, Devices	Non-Unitized	(\$80,148.98)	(\$4,003.03)	(\$76,145.95)
MTED - TL 69KV	ER Pa - TL 69KV (MTED)	35610 - Overhd Conductr, Devices	Wire Fully Dressed	(\$79,274.38)	(\$16,440.15)	(\$62,834.23)
MTED - TL 69KV	ER Pa - TL 69KV (MTED)	35610 - Overhd Conductr, Devices	Insulator - transmission	\$20.06	\$17.10	\$2.96
MTED - TL 69KV	ER Pa - TL 69KV (MTED)	35610 - Overhd Conductr, Devices	Wire Fully Dressed	\$20.07	\$17.11	\$2.96
MTED - TL 69KV	ER Pa - TL 69KV (MTED)	35610 - Overhd Conductr, Devices	Grounding (Towers & Static Wire)	\$35.04	\$29.85	\$5.19
MTED - TL 69KV	ER Pa - TL 69KV (MTED)	35610 - Overhd Conductr, Devices	Grounding (Towers & Static Wire)	\$50.61	\$43.23	\$7.38
MTED - TL 69KV	ER Pa - TL 69KV (MTED)	35610 - Overhd Conductr, Devices	Insulator - transmission	\$69.94	\$59.50	\$10.44
MTED - TL 69KV	ER Pa - TL 69KV (MTED)	35610 - Overhd Conductr, Devices	Insulator - transmission	\$99.82	\$85.02	\$14.80
MTED - TL 69KV	ER Pa - TL 69KV (MTED)	35610 - Overhd Conductr, Devices	Insulator - transmission	\$139.04	\$118.79	\$20.25

Major Location	Asset Location	Utility Account	Asset Retirement Unit	Book Cost	Allocated Reserve	Net Book Value
MTED - TL 69KV	ER Pa - TL 69KV (MTED)	35610 - Overhd Conductr, Devices	Grounding (Towers & Static Wire)	\$159.20	\$135.43	\$23.77
MTED - TL 69KV	ER Pa - TL 69KV (MTED)	35610 - Overhd Conductr, Devices	Grounding (Towers & Static Wire)	\$282.93	\$69.71	\$213.22
MTED - TL 69KV	ER Pa - TL 69KV (MTED)	35610 - Overhd Conductr, Devices	Grounding (Towers & Static Wire)	\$286.82	\$59.48	\$227.34
MTED - TL 69KV	ER Pa - TL 69KV (MTED)	35610 - Overhd Conductr, Devices	Grounding (Towers & Static Wire)	\$433.48	\$293.75	\$139.73
MTED - TL 69KV	ER Pa - TL 69KV (MTED)	35610 - Overhd Conductr, Devices	Arrester, Lightning Mass	\$435.64	\$82.02	\$353.62
MTED - TL 69KV	ER Pa - TL 69KV (MTED)	35610 - Overhd Conductr, Devices	Arrester, Lightning Mass	\$551.20	\$27.53	\$523.67
MTED - TL 69KV	ER Pa - TL 69KV (MTED)	35610 - Overhd Conductr, Devices	Grounding (Towers & Static Wire)	\$576.24	\$489.48	\$86.76
MTED - TL 69KV	ER Pa - TL 69KV (MTED)	35610 - Overhd Conductr, Devices	Grounding (Towers & Static Wire)	\$607.23	\$519.51	\$87.72
MTED - TL 69KV	ER Pa - TL 69KV (MTED)	35610 - Overhd Conductr, Devices	Insulator - transmission	\$714.79	\$176.12	\$538.67
MTED - TL 69KV	ER Pa - TL 69KV (MTED)	35610 - Overhd Conductr, Devices	Grounding (Towers & Static Wire)	\$843.50	\$707.13	\$136.37
MTED - TL 69KV	ER Pa - TL 69KV (MTED)	35610 - Overhd Conductr, Devices	Arrester, Lightning Mass	\$864.62	\$130.61	\$734.01
MTED - TL 69KV	ER Pa - TL 69KV (MTED)	35610 - Overhd Conductr, Devices	Arrester, Lightning Mass	\$982.79	\$166.57	\$816.22
MTED - TL 69KV	ER Pa - TL 69KV (MTED)	35610 - Overhd Conductr, Devices	Wire Fully Dressed	\$985.70	\$20.21	\$965.49
MTED - TL 69KV	ER Pa - TL 69KV (MTED)	35610 - Overhd Conductr, Devices	Insulator - transmission	\$1,098.76	\$227.86	\$870.90
MTED - TL 69KV	ER Pa - TL 69KV (MTED)	35610 - Overhd Conductr, Devices	Grounding (Towers & Static Wire)	\$1,162.84	\$263.70	\$899.14
MTED - TL 69KV	ER Pa - TL 69KV (MTED)	35610 - Overhd Conductr, Devices	Insulator - transmission	\$1,190.72	\$806.90	\$383.82
MTED - TL 69KV	ER Pa - TL 69KV (MTED)	35610 - Overhd Conductr, Devices	Grounding (Towers & Static Wire)	\$1,198.89	\$1,026.81	\$172.08
MTED - TL 69KV	ER Pa - TL 69KV (MTED)	35610 - Overhd Conductr, Devices	Insulator - transmission	\$1,487.97	\$1,273.03	\$214.94
MTED - TL 69KV	ER Pa - TL 69KV (MTED)	35610 - Overhd Conductr, Devices	Insulator - transmission	\$1,557.91	\$1,323.33	\$234.58
MTED - TL 69KV	ER Pa - TL 69KV (MTED)	35610 - Overhd Conductr, Devices	Grounding (Towers & Static Wire)	\$1,813.74	\$1,498.54	\$315.20
MTED - TL 69KV	ER Pa - TL 69KV (MTED)	35610 - Overhd Conductr, Devices	Wire Fully Dressed	\$1,825.98	\$210.77	\$1,615.21
MTED - TL 69KV	ER Pa - TL 69KV (MTED)	35610 - Overhd Conductr, Devices	Insulator - transmission	\$2,139.01	\$1,793.19	\$345.82
MTED - TL 69KV	ER Pa - TL 69KV (MTED)	35610 - Overhd Conductr, Devices	Grounding (Towers & Static Wire)	\$2,159.36	\$1,843.19	\$316.17
MTED - TL 69KV	ER Pa - TL 69KV (MTED)	35610 - Overhd Conductr, Devices	Grounding (Towers & Static Wire)	\$2,528.16	\$428.50	\$2,099.66
MTED - TL 69KV	ER Pa - TL 69KV (MTED)	35610 - Overhd Conductr, Devices	Grounding (Towers & Static Wire)	\$2,553.29	\$167.30	\$2,385.99
MTED - TL 69KV	ER Pa - TL 69KV (MTED)	35610 - Overhd Conductr, Devices	Switch - Mass	\$2,573.23	\$168.61	\$2,404.62
MTED - TL 69KV	ER Pa - TL 69KV (MTED)	35610 - Overhd Conductr, Devices	Arrester, Lightning Mass	\$2,937.22	\$102.61	\$2,834.61
MTED - TL 69KV	ER Pa - TL 69KV (MTED)	35610 - Overhd Conductr, Devices	Grounding (Towers & Static Wire)	\$3,010.96	\$245.83	\$2,765.13
MTED - TL 69KV	ER Pa - TL 69KV (MTED)	35610 - Overhd Conductr, Devices	Grounding (Towers & Static Wire)	\$3,446.99	\$2,834.93	\$612.06
MTED - TL 69KV	ER Pa - TL 69KV (MTED)	35610 - Overhd Conductr, Devices	Grounding (Towers & Static Wire)	\$3,450.33	\$1,056.72	\$2,393.61
MTED - TL 69KV	ER Pa - TL 69KV (MTED)	35610 - Overhd Conductr, Devices	Grounding (Towers & Static Wire)	\$3,515.68	\$2,844.04	\$671.64
MTED - TL 69KV	ER Pa - TL 69KV (MTED)	35610 - Overhd Conductr, Devices	Grounding (Towers & Static Wire)	\$3,620.70	\$3,004.02	\$616.68
MTED - TL 69KV	ER Pa - TL 69KV (MTED)	35610 - Overhd Conductr, Devices	Insulator - transmission	\$3,654.15	\$828.66	\$2,825.49
MTED - TL 69KV	ER Pa - TL 69KV (MTED)	35610 - Overhd Conductr, Devices	Grounding (Towers & Static Wire)	\$3,678.75	\$3,107.65	\$571.10
MTED - TL 69KV	ER Pa - TL 69KV (MTED)	35610 - Overhd Conductr, Devices	Wire Fully Dressed	\$3,700.60	\$2,507.73	\$1,192.87
MTED - TL 69KV	ER Pa - TL 69KV (MTED)	35610 - Overhd Conductr, Devices	Grounding (Towers & Static Wire)	\$3,718.35	\$989.89	\$2,728.46
MTED - TL 69KV	ER Pa - TL 69KV (MTED)	35610 - Overhd Conductr, Devices	Grounding (Towers & Static Wire)	\$3,739.66	\$1,520.54	\$2,219.12
MTED - TL 69KV	ER Pa - TL 69KV (MTED)	35610 - Overhd Conductr, Devices	Grounding (Towers & Static Wire)	\$3,897.53	\$3,060.58	\$836.95
MTED - TL 69KV	ER Pa - TL 69KV (MTED)	35610 - Overhd Conductr, Devices	Wire Fully Dressed	\$3,900.68	\$3,337.21	\$563.47
MTED - TL 69KV	ER Pa - TL 69KV (MTED)	35610 - Overhd Conductr, Devices	Grounding (Towers & Static Wire)	\$4,017.96	\$2,614.29	\$1,403.67
MTED - TL 69KV	ER Pa - TL 69KV (MTED)	35610 - Overhd Conductr, Devices	Grounding (Towers & Static Wire)	\$4,088.00	\$2,716.23	\$1,371.77
MTED - TL 69KV	ER Pa - TL 69KV (MTED)	35610 - Overhd Conductr, Devices	Insulator - transmission	\$4,257.60	\$3,640.16	\$617.44
MTED - TL 69KV	ER Pa - TL 69KV (MTED)	35610 - Overhd Conductr, Devices	Grounding (Towers & Static Wire)	\$4,447.65	\$3,748.61	\$699.04
MTED - TL 69KV	ER Pa - TL 69KV (MTED)	35610 - Overhd Conductr, Devices	Insulator - transmission	\$4,571.41	\$3,915.26	\$656.15
MTED - TL 69KV	ER Pa - TL 69KV (MTED)	35610 - Overhd Conductr, Devices	Insulator - transmission	\$4,634.37	\$3,749.02	\$885.35
MTED - TL 69KV	ER Pa - TL 69KV (MTED)	35610 - Overhd Conductr, Devices	Insulator - transmission	\$4,750.40	\$3,924.85	\$825.55
MTED - TL 69KV	ER Pa - TL 69KV (MTED)	35610 - Overhd Conductr, Devices	Grounding (Towers & Static Wire)	\$4,771.71	\$3,974.05	\$797.66

Major Location	Asset Location	Utility Account	Asset Retirement Unit	Book Cost	Allocated Reserve	Net Book Value
MTED - TL 69KV	ER Pa - TL 69KV (MTED)	35610 - Overhd Conductr, Devices	Grounding (Towers & Static Wire)	\$5,399.68	\$4,570.77	\$828.91
MTED - TL 69KV	ER Pa - TL 69KV (MTED)	35610 - Overhd Conductr, Devices	Grounding (Towers & Static Wire)	\$5,412.00	\$624.70	\$4,787.30
MTED - TL 69KV	ER Pa - TL 69KV (MTED)	35610 - Overhd Conductr, Devices	Grounding (Towers & Static Wire)	\$5,437.04	\$4,424.82	\$1,012.22
MTED - TL 69KV	ER Pa - TL 69KV (MTED)	35610 - Overhd Conductr, Devices	Grounding (Towers & Static Wire)	\$5,451.60	\$4,623.17	\$828.43
MTED - TL 69KV	ER Pa - TL 69KV (MTED)	35610 - Overhd Conductr, Devices	Grounding (Towers & Static Wire)	\$5,567.76	\$4,474.75	\$1,093.01
MTED - TL 69KV	ER Pa - TL 69KV (MTED)	35610 - Overhd Conductr, Devices	Grounding (Towers & Static Wire)	\$5,627.36	\$850.07	\$4,777.29
MTED - TL 69KV	ER Pa - TL 69KV (MTED)	35610 - Overhd Conductr, Devices	Wire Fully Dressed	\$5,632.20	\$4,797.27	\$834.93
MTED - TL 69KV	ER Pa - TL 69KV (MTED)	35610 - Overhd Conductr, Devices	Grounding (Towers & Static Wire)	\$5,692.20	\$4,785.38	\$906.82
MTED - TL 69KV	ER Pa - TL 69KV (MTED)	35610 - Overhd Conductr, Devices	Insulator - transmission	\$5,695.14	\$4,861.24	\$833.90
MTED - TL 69KV	ER Pa - TL 69KV (MTED)	35610 - Overhd Conductr, Devices	Grounding (Towers & Static Wire)	\$5,850.60	\$3,722.67	\$2,127.93
MTED - TL 69KV	ER Pa - TL 69KV (MTED)	35610 - Overhd Conductr, Devices	Grounding (Towers & Static Wire)	\$5,910.52	\$3,672.62	\$2,237.90
MTED - TL 69KV	ER Pa - TL 69KV (MTED)	35610 - Overhd Conductr, Devices	Insulator - transmission	\$6,216.98	\$5,113.08	\$1,103.90
MTED - TL 69KV	ER Pa - TL 69KV (MTED)	35610 - Overhd Conductr, Devices	Grounding (Towers & Static Wire)	\$6,417.69	\$1,836.67	\$4,581.02
MTED - TL 69KV	ER Pa - TL 69KV (MTED)	35610 - Overhd Conductr, Devices	Wire Fully Dressed	\$7,345.87	\$6,239.78	\$1,106.09
MTED - TL 69KV	ER Pa - TL 69KV (MTED)	35610 - Overhd Conductr, Devices	Grounding (Towers & Static Wire)	\$7,927.75	\$1,054.62	\$6,873.13
MTED - TL 69KV	ER Pa - TL 69KV (MTED)	35610 - Overhd Conductr, Devices	Insulator - transmission	\$8,736.09	\$2,675.56	\$6,060.53
MTED - TL 69KV	ER Pa - TL 69KV (MTED)	35610 - Overhd Conductr, Devices	Wire Fully Dressed	\$8,994.04	\$884.04	\$8,110.00
MTED - TL 69KV	ER Pa - TL 69KV (MTED)	35610 - Overhd Conductr, Devices	Grounding (Towers & Static Wire)	\$9,044.57	\$7,558.67	\$1,485.90
MTED - TL 69KV	ER Pa - TL 69KV (MTED)	35610 - Overhd Conductr, Devices	Insulator - transmission	\$9,278.61	\$7,698.28	\$1,580.33
MTED - TL 69KV	ER Pa - TL 69KV (MTED)	35610 - Overhd Conductr, Devices	Grounding (Towers & Static Wire)	\$9,326.66	\$465.82	\$8,860.84
MTED - TL 69KV	ER Pa - TL 69KV (MTED)	35610 - Overhd Conductr, Devices	Insulator - transmission	\$9,484.74	\$3,856.50	\$5,628.24
MTED - TL 69KV	ER Pa - TL 69KV (MTED)	35610 - Overhd Conductr, Devices	Grounding (Towers & Static Wire)	\$9,531.36	\$3,111.01	\$6,420.35
MTED - TL 69KV	ER Pa - TL 69KV (MTED)	35610 - Overhd Conductr, Devices	Insulator - transmission	\$9,598.82	\$2,555.38	\$7,043.44
MTED - TL 69KV	ER Pa - TL 69KV (MTED)	35610 - Overhd Conductr, Devices	Insulator - transmission	\$9,832.29	\$8,305.89	\$1,526.40
MTED - TL 69KV	ER Pa - TL 69KV (MTED)	35610 - Overhd Conductr, Devices	Grounding (Towers & Static Wire)	\$9,877.98	\$8,445.47	\$1,432.51
MTED - TL 69KV	ER Pa - TL 69KV (MTED)	35610 - Overhd Conductr, Devices	Insulator - transmission	\$10,117.47	\$7,944.85	\$2,172.62
MTED - TL 69KV	ER Pa - TL 69KV (MTED)	35610 - Overhd Conductr, Devices	Wire Fully Dressed	\$10,422.09	\$8,737.09	\$1,685.00
MTED - TL 69KV	ER Pa - TL 69KV (MTED)	35610 - Overhd Conductr, Devices	Wire Fully Dressed	\$10,642.41	\$8,609.28	\$2,033.13
MTED - TL 69KV	ER Pa - TL 69KV (MTED)	35610 - Overhd Conductr, Devices	Insulator - transmission	\$10,780.63	\$7,014.44	\$3,766.19
MTED - TL 69KV	ER Pa - TL 69KV (MTED)	35610 - Overhd Conductr, Devices	Grounding (Towers & Static Wire)	\$10,826.45	\$8,342.85	\$2,483.60
MTED - TL 69KV	ER Pa - TL 69KV (MTED)	35610 - Overhd Conductr, Devices	Grounding (Towers & Static Wire)	\$10,924.55	\$6,444.48	\$4,480.07
MTED - TL 69KV	ER Pa - TL 69KV (MTED)	35610 - Overhd Conductr, Devices	Insulator - transmission	\$10,999.28	\$7,308.38	\$3,690.90
MTED - TL 69KV	ER Pa - TL 69KV (MTED)	35610 - Overhd Conductr, Devices	Grounding (Towers & Static Wire)	\$11,130.24	\$6,192.97	\$4,937.27
MTED - TL 69KV	ER Pa - TL 69KV (MTED)	35610 - Overhd Conductr, Devices	Grounding (Towers & Static Wire)	\$11,255.79	\$7,905.24	\$3,350.55
MTED - TL 69KV	ER Pa - TL 69KV (MTED)	35610 - Overhd Conductr, Devices	Grounding (Towers & Static Wire)	\$11,303.52	\$231.79	\$11,071.73
MTED - TL 69KV	ER Pa - TL 69KV (MTED)	35610 - Overhd Conductr, Devices	Insulator - transmission	\$11,392.07	\$9,271.20	\$2,120.87
MTED - TL 69KV	ER Pa - TL 69KV (MTED)	35610 - Overhd Conductr, Devices	Insulator - transmission	\$11,670.71	\$9,836.42	\$1,834.29
MTED - TL 69KV	ER Pa - TL 69KV (MTED)	35610 - Overhd Conductr, Devices	Grounding (Towers & Static Wire)	\$11,715.72	\$5,449.56	\$6,266.16
MTED - TL 69KV	ER Pa - TL 69KV (MTED)	35610 - Overhd Conductr, Devices	Wire Fully Dressed	\$11,765.56	\$10,051.60	\$1,713.96
MTED - TL 69KV	ER Pa - TL 69KV (MTED)	35610 - Overhd Conductr, Devices	Insulator - transmission	\$11,776.74	\$1,359.37	\$10,417.37
MTED - TL 69KV	ER Pa - TL 69KV (MTED)	35610 - Overhd Conductr, Devices	Wire Fully Dressed	\$12,258.48	\$9,976.31	\$2,282.17
MTED - TL 69KV	ER Pa - TL 69KV (MTED)	35610 - Overhd Conductr, Devices	Grounding (Towers & Static Wire)	\$12,471.30	\$10,205.42	\$2,265.88
MTED - TL 69KV	ER Pa - TL 69KV (MTED)	35610 - Overhd Conductr, Devices	Insulator - transmission	\$12,477.60	\$10,391.78	\$2,085.82
MTED - TL 69KV	ER Pa - TL 69KV (MTED)	35610 - Overhd Conductr, Devices	Grounding (Towers & Static Wire)	\$12,695.16	\$8,763.26	\$3,931.90
MTED - TL 69KV	ER Pa - TL 69KV (MTED)	35610 - Overhd Conductr, Devices	Non-Unitized	\$13,239.60	\$867.51	\$12,372.09
MTED - TL 69KV	ER Pa - TL 69KV (MTED)	35610 - Overhd Conductr, Devices	Grounding (Towers & Static Wire)	\$13,387.02	\$10,417.47	\$2,969.55
MTED - TL 69KV	ER Pa - TL 69KV (MTED)	35610 - Overhd Conductr, Devices	Grounding (Towers & Static Wire)	\$13,455.36	\$10,143.64	\$3,311.72

Major Location	Asset Location	Utility Account	Asset Retirement Unit	Book Cost	Allocated Reserve	Net Book Value
MTED - TL 69KV	ER Pa - TL 69KV (MTED)	35610 - Overhd Conductr, Devices	Grounding (Towers & Static Wire)	\$13,666.38	\$7,121.16	\$6,545.22
MTED - TL 69KV	ER Pa - TL 69KV (MTED)	35610 - Overhd Conductr, Devices	Insulator - transmission	\$13,879.76	\$11,749.07	\$2,130.69
MTED - TL 69KV	ER Pa - TL 69KV (MTED)	35610 - Overhd Conductr, Devices	Grounding (Towers & Static Wire)	\$13,898.01	\$11,090.57	\$2,807.44
MTED - TL 69KV	ER Pa - TL 69KV (MTED)	35610 - Overhd Conductr, Devices	Wire Fully Dressed	\$13,948.21	\$93.20	\$13,855.01
MTED - TL 69KV	ER Pa - TL 69KV (MTED)	35610 - Overhd Conductr, Devices	Insulator - transmission	\$14,188.76	\$12,032.64	\$2,156.12
MTED - TL 69KV	ER Pa - TL 69KV (MTED)	35610 - Overhd Conductr, Devices	Insulator - transmission	\$14,288.62	\$12,012.32	\$2,276.30
MTED - TL 69KV	ER Pa - TL 69KV (MTED)	35610 - Overhd Conductr, Devices	Insulator - transmission	\$14,396.04	\$8,010.10	\$6,385.94
MTED - TL 69KV	ER Pa - TL 69KV (MTED)	35610 - Overhd Conductr, Devices	Grounding (Towers & Static Wire)	\$14,405.58	\$10,587.59	\$3,817.99
MTED - TL 69KV	ER Pa - TL 69KV (MTED)	35610 - Overhd Conductr, Devices	Wire Fully Dressed	\$14,507.35	\$11,931.39	\$2,575.96
MTED - TL 69KV	ER Pa - TL 69KV (MTED)	35610 - Overhd Conductr, Devices	Grounding (Towers & Static Wire)	\$14,701.62	\$11,641.61	\$3,060.01
MTED - TL 69KV	ER Pa - TL 69KV (MTED)	35610 - Overhd Conductr, Devices	Insulator - transmission	\$14,702.17	\$301.49	\$14,400.68
MTED - TL 69KV	ER Pa - TL 69KV (MTED)	35610 - Overhd Conductr, Devices	Insulator - transmission	\$14,868.52	\$11,949.69	\$2,918.83
MTED - TL 69KV	ER Pa - TL 69KV (MTED)	35610 - Overhd Conductr, Devices	Wire Fully Dressed	\$14,961.67	\$12,361.57	\$2,600.10
MTED - TL 69KV	ER Pa - TL 69KV (MTED)	35610 - Overhd Conductr, Devices	Grounding (Towers & Static Wire)	\$15,353.00	\$11,433.28	\$3,919.72
MTED - TL 69KV	ER Pa - TL 69KV (MTED)	35610 - Overhd Conductr, Devices	Grounding (Towers & Static Wire)	\$15,443.82	\$11,023.59	\$4,420.23
MTED - TL 69KV	ER Pa - TL 69KV (MTED)	35610 - Overhd Conductr, Devices	Wire Fully Dressed	\$15,720.09	\$8,746.81	\$6,973.28
MTED - TL 69KV	ER Pa - TL 69KV (MTED)	35610 - Overhd Conductr, Devices	Insulator - transmission	\$15,721.75	\$10,003.57	\$5,718.18
MTED - TL 69KV	ER Pa - TL 69KV (MTED)	35610 - Overhd Conductr, Devices	Grounding (Towers & Static Wire)	\$15,867.28	\$11,498.39	\$4,368.89
MTED - TL 69KV	ER Pa - TL 69KV (MTED)	35610 - Overhd Conductr, Devices	Insulator - transmission	\$15,921.39	\$9,893.08	\$6,028.31
MTED - TL 69KV	ER Pa - TL 69KV (MTED)	35610 - Overhd Conductr, Devices	Wire Fully Dressed	\$15,991.49	\$13,508.93	\$2,482.56
MTED - TL 69KV	ER Pa - TL 69KV (MTED)	35610 - Overhd Conductr, Devices	Insulator - transmission	\$16,194.11	\$4,634.56	\$11,559.55
MTED - TL 69KV	ER Pa - TL 69KV (MTED)	35610 - Overhd Conductr, Devices	Insulator - transmission	\$16,220.64	\$5,294.37	\$10,926.27
MTED - TL 69KV	ER Pa - TL 69KV (MTED)	35610 - Overhd Conductr, Devices	Grounding (Towers & Static Wire)	\$17,438.19	\$6,743.23	\$10,694.96
MTED - TL 69KV	ER Pa - TL 69KV (MTED)	35610 - Overhd Conductr, Devices	Equipment Enclosure	\$17,695.00	\$1,159.44	\$16,535.56
MTED - TL 69KV	ER Pa - TL 69KV (MTED)	35610 - Overhd Conductr, Devices	Insulator - transmission	\$17,861.55	\$10,536.68	\$7,324.87
MTED - TL 69KV	ER Pa - TL 69KV (MTED)	35610 - Overhd Conductr, Devices	Grounding (Towers & Static Wire)	\$17,919.73	\$119.74	\$17,799.99
MTED - TL 69KV	ER Pa - TL 69KV (MTED)	35610 - Overhd Conductr, Devices	Grounding (Towers & Static Wire)	\$18,844.80	\$9,123.40	\$9,721.40
MTED - TL 69KV	ER Pa - TL 69KV (MTED)	35610 - Overhd Conductr, Devices	Grounding (Towers & Static Wire)	\$18,991.91	\$9,548.85	\$9,443.06
MTED - TL 69KV	ER Pa - TL 69KV (MTED)	35610 - Overhd Conductr, Devices	Grounding (Towers & Static Wire)	\$20,089.60	\$15,318.27	\$4,771.33
MTED - TL 69KV	ER Pa - TL 69KV (MTED)	35610 - Overhd Conductr, Devices	Wire Fully Dressed	\$20,361.11	\$17,235.46	\$3,125.65
MTED - TL 69KV	ER Pa - TL 69KV (MTED)	35610 - Overhd Conductr, Devices	Wire Fully Dressed	\$21,017.55	\$2,795.94	\$18,221.61
MTED - TL 69KV	ER Pa - TL 69KV (MTED)	35610 - Overhd Conductr, Devices	Wire Fully Dressed	\$21,310.17	\$16,734.04	\$4,576.13
MTED - TL 69KV	ER Pa - TL 69KV (MTED)	35610 - Overhd Conductr, Devices	Wire Fully Dressed	\$21,750.14	\$18,565.43	\$3,184.71
MTED - TL 69KV	ER Pa - TL 69KV (MTED)	35610 - Overhd Conductr, Devices	Grounding (Towers & Static Wire)	\$21,903.48	\$765.16	\$21,138.32
MTED - TL 69KV	ER Pa - TL 69KV (MTED)	35610 - Overhd Conductr, Devices	Grounding (Towers & Static Wire)	\$22,228.35	\$7,703.16	\$14,525.19
MTED - TL 69KV	ER Pa - TL 69KV (MTED)	35610 - Overhd Conductr, Devices	Wire Fully Dressed	\$22,641.26	\$18,856.43	\$3,784.83
MTED - TL 69KV	ER Pa - TL 69KV (MTED)	35610 - Overhd Conductr, Devices	Insulator - transmission	\$23,766.58	\$4,474.64	\$19,291.94
MTED - TL 69KV	ER Pa - TL 69KV (MTED)	35610 - Overhd Conductr, Devices	Equipment Enclosure	\$23,931.43	\$490.75	\$23,440.68
MTED - TL 69KV	ER Pa - TL 69KV (MTED)	35610 - Overhd Conductr, Devices	Grounding (Towers & Static Wire)	\$23,937.45	\$14,503.69	\$9,433.76
MTED - TL 69KV	ER Pa - TL 69KV (MTED)	35610 - Overhd Conductr, Devices	Insulator - transmission	\$24,122.15	\$20,159.21	\$3,962.94
MTED - TL 69KV	ER Pa - TL 69KV (MTED)	35610 - Overhd Conductr, Devices	Wire Fully Dressed	\$25,963.19	\$8,474.30	\$17,488.89
MTED - TL 69KV	ER Pa - TL 69KV (MTED)	35610 - Overhd Conductr, Devices	Insulator - transmission	\$28,719.82	\$13,359.02	\$15,360.80
MTED - TL 69KV	ER Pa - TL 69KV (MTED)	35610 - Overhd Conductr, Devices	Insulator - transmission	\$29,150.56	\$22,463.39	\$6,687.17
MTED - TL 69KV	ER Pa - TL 69KV (MTED)	35610 - Overhd Conductr, Devices	Insulator - transmission	\$29,475.58	\$20,701.46	\$8,774.12
MTED - TL 69KV	ER Pa - TL 69KV (MTED)	35610 - Overhd Conductr, Devices	Grounding (Towers & Static Wire)	\$29,627.46	\$15,967.84	\$13,659.62
MTED - TL 69KV	ER Pa - TL 69KV (MTED)	35610 - Overhd Conductr, Devices	Drains	\$30,681.92	\$2,505.08	\$28,176.84
MTED - TL 69KV	ER Pa - TL 69KV (MTED)	35610 - Overhd Conductr, Devices	Non-Unitized	\$32,119.18	\$1,122.02	\$30,997.16

Major Location	Asset Location	Utility Account	Asset Retirement Unit	Book Cost	Allocated Reserve	Net Book Value
MTED - TL 69KV	ER Pa - TL 69KV (MTED)	35610 - Overhd Conductr, Devices	Wire Fully Dressed	\$32,703.92	\$21,729.84	\$10,974.08
MTED - TL 69KV	ER Pa - TL 69KV (MTED)	35610 - Overhd Conductr, Devices	Insulator - transmission	\$32,970.49	\$26,980.14	\$5,990.35
MTED - TL 69KV	ER Pa - TL 69KV (MTED)	35610 - Overhd Conductr, Devices	Grounding (Towers & Static Wire)	\$33,834.24	\$14,425.02	\$19,409.22
MTED - TL 69KV	ER Pa - TL 69KV (MTED)	35610 - Overhd Conductr, Devices	Insulator - transmission	\$33,901.60	\$25,557.53	\$8,344.07
MTED - TL 69KV	ER Pa - TL 69KV (MTED)	35610 - Overhd Conductr, Devices	Insulator - transmission	\$33,924.75	\$17,677.23	\$16,247.52
MTED - TL 69KV	ER Pa - TL 69KV (MTED)	35610 - Overhd Conductr, Devices	Insulator - transmission	\$34,075.66	\$11,808.80	\$22,266.86
MTED - TL 69KV	ER Pa - TL 69KV (MTED)	35610 - Overhd Conductr, Devices	Insulator - transmission	\$34,439.30	\$23,772.88	\$10,666.42
MTED - TL 69KV	ER Pa - TL 69KV (MTED)	35610 - Overhd Conductr, Devices	Insulator - transmission	\$35,526.32	\$15,146.42	\$20,379.90
MTED - TL 69KV	ER Pa - TL 69KV (MTED)	35610 - Overhd Conductr, Devices	Wire Fully Dressed	\$35,950.60	\$30,044.41	\$5,906.19
MTED - TL 69KV	ER Pa - TL 69KV (MTED)	35610 - Overhd Conductr, Devices	Insulator - transmission	\$36,949.04	\$29,485.22	\$7,463.82
MTED - TL 69KV	ER Pa - TL 69KV (MTED)	35610 - Overhd Conductr, Devices	Insulator - transmission	\$37,266.94	\$29,000.26	\$8,266.68
MTED - TL 69KV	ER Pa - TL 69KV (MTED)	35610 - Overhd Conductr, Devices	Insulator - transmission	\$37,635.39	\$27,660.68	\$9,974.71
MTED - TL 69KV	ER Pa - TL 69KV (MTED)	35610 - Overhd Conductr, Devices	Wire Fully Dressed	\$38,688.28	\$32,098.91	\$6,589.37
MTED - TL 69KV	ER Pa - TL 69KV (MTED)	35610 - Overhd Conductr, Devices	Insulator - transmission	\$38,855.20	\$30,767.84	\$8,087.36
MTED - TL 69KV	ER Pa - TL 69KV (MTED)	35610 - Overhd Conductr, Devices	Insulator - transmission	\$40,417.83	\$30,098.89	\$10,318.94
MTED - TL 69KV	ER Pa - TL 69KV (MTED)	35610 - Overhd Conductr, Devices	Wire Fully Dressed	\$40,660.13	\$34,269.56	\$6,390.57
MTED - TL 69KV	ER Pa - TL 69KV (MTED)	35610 - Overhd Conductr, Devices	Insulator - transmission	\$41,770.16	\$29,814.96	\$11,955.20
MTED - TL 69KV	ER Pa - TL 69KV (MTED)	35610 - Overhd Conductr, Devices	Insulator - transmission	\$42,565.18	\$30,845.29	\$11,719.89
MTED - TL 69KV	ER Pa - TL 69KV (MTED)	35610 - Overhd Conductr, Devices	Switch - Mass	\$42,900.93	\$6,480.60	\$36,420.33
MTED - TL 69KV	ER Pa - TL 69KV (MTED)	35610 - Overhd Conductr, Devices	Switch - Mass	\$43,573.51	\$893.54	\$42,679.97
MTED - TL 69KV	ER Pa - TL 69KV (MTED)	35610 - Overhd Conductr, Devices	Grounding (Towers & Static Wire)	\$43,693.26	\$16,020.43	\$27,672.83
MTED - TL 69KV	ER Pa - TL 69KV (MTED)	35610 - Overhd Conductr, Devices	Insulator - transmission	\$44,414.23	\$17,174.68	\$27,239.55
MTED - TL 69KV	ER Pa - TL 69KV (MTED)	35610 - Overhd Conductr, Devices	Insulator - transmission	\$45,868.17	\$22,206.31	\$23,661.86
MTED - TL 69KV	ER Pa - TL 69KV (MTED)	35610 - Overhd Conductr, Devices	Wire Fully Dressed	\$46,733.32	\$39,956.02	\$6,777.30
MTED - TL 69KV	ER Pa - TL 69KV (MTED)	35610 - Overhd Conductr, Devices	Insulator - transmission	\$46,915.70	\$23,588.52	\$23,327.18
MTED - TL 69KV	ER Pa - TL 69KV (MTED)	35610 - Overhd Conductr, Devices	Wire Fully Dressed	\$48,560.71	\$28,646.36	\$19,914.35
MTED - TL 69KV	ER Pa - TL 69KV (MTED)	35610 - Overhd Conductr, Devices	Grounding (Towers & Static Wire)	\$49,426.65	\$28,341.13	\$21,085.52
MTED - TL 69KV	ER Pa - TL 69KV (MTED)	35610 - Overhd Conductr, Devices	Wire Fully Dressed	\$51,529.16	\$43,698.81	\$7,830.35
MTED - TL 69KV	ER Pa - TL 69KV (MTED)	35610 - Overhd Conductr, Devices	Wire Fully Dressed	\$52,390.36	\$44,044.15	\$8,346.21
MTED - TL 69KV	ER Pa - TL 69KV (MTED)	35610 - Overhd Conductr, Devices	Switch - Mass	\$53,327.18	\$6,155.44	\$47,171.74
MTED - TL 69KV	ER Pa - TL 69KV (MTED)	35610 - Overhd Conductr, Devices	Insulator - transmission	\$53,534.13	\$40,819.65	\$12,714.48
MTED - TL 69KV	ER Pa - TL 69KV (MTED)	35610 - Overhd Conductr, Devices	Wire Fully Dressed	\$56,523.11	\$19,587.89	\$36,935.22
MTED - TL 69KV	ER Pa - TL 69KV (MTED)	35610 - Overhd Conductr, Devices	Wire Fully Dressed	\$57,556.42	\$35,763.86	\$21,792.56
MTED - TL 69KV	ER Pa - TL 69KV (MTED)	35610 - Overhd Conductr, Devices	Wire Fully Dressed	\$60,878.23	\$10,318.12	\$50,560.11
MTED - TL 69KV	ER Pa - TL 69KV (MTED)	35610 - Overhd Conductr, Devices	Insulator - transmission	\$61,548.33	\$37,292.11	\$24,256.22
MTED - TL 69KV	ER Pa - TL 69KV (MTED)	35610 - Overhd Conductr, Devices	Non-Unitized	\$62,268.46	\$1,276.91	\$60,991.55
MTED - TL 69KV	ER Pa - TL 69KV (MTED)	35610 - Overhd Conductr, Devices	Insulator - transmission	\$62,794.75	\$23,024.12	\$39,770.63
MTED - TL 69KV	ER Pa - TL 69KV (MTED)	35610 - Overhd Conductr, Devices	Wire Fully Dressed	\$67,471.27	\$46,574.31	\$20,896.96
MTED - TL 69KV	ER Pa - TL 69KV (MTED)	35610 - Overhd Conductr, Devices	Wire Fully Dressed	\$71,683.42	\$30,561.77	\$41,121.65
MTED - TL 69KV	ER Pa - TL 69KV (MTED)	35610 - Overhd Conductr, Devices	Insulator - transmission	\$73,044.93	\$39,367.85	\$33,677.08
MTED - TL 69KV	ER Pa - TL 69KV (MTED)	35610 - Overhd Conductr, Devices	Wire Fully Dressed	\$74,418.38	\$48,420.49	\$25,997.89
MTED - TL 69KV	ER Pa - TL 69KV (MTED)	35610 - Overhd Conductr, Devices	Wire Fully Dressed	\$77,085.37	\$20,521.54	\$56,563.83
MTED - TL 69KV	ER Pa - TL 69KV (MTED)	35610 - Overhd Conductr, Devices	Wire Fully Dressed	\$82,387.65	\$70,562.24	\$11,825.41
MTED - TL 69KV	ER Pa - TL 69KV (MTED)	35610 - Overhd Conductr, Devices	Insulator - transmission	\$83,048.39	\$37,028.99	\$46,019.40
MTED - TL 69KV	ER Pa - TL 69KV (MTED)	35610 - Overhd Conductr, Devices	Wire Fully Dressed	\$84,225.49	\$59,153.75	\$25,071.74
MTED - TL 69KV	ER Pa - TL 69KV (MTED)	35610 - Overhd Conductr, Devices	Wire Fully Dressed	\$86,558.25	\$70,831.65	\$15,726.60
MTED - TL 69KV	ER Pa - TL 69KV (MTED)	35610 - Overhd Conductr, Devices	Wire Fully Dressed	\$91,958.94	\$71,560.31	\$20,398.63

Major Location	Asset Location	Utility Account	Asset Retirement Unit	Book Cost	Allocated Reserve	Net Book Value
MTED - TL 69KV	ER Pa - TL 69KV (MTED)	35610 - Overhd Conductr, Devices	Wire Fully Dressed	\$92,892.79	\$73,558.00	\$19,334.79
MTED - TL 69KV	ER Pa - TL 69KV (MTED)	35610 - Overhd Conductr, Devices	Wire Fully Dressed	\$93,067.77	\$7,598.70	\$85,469.07
MTED - TL 69KV	ER Pa - TL 69KV (MTED)	35610 - Overhd Conductr, Devices	Wire Fully Dressed	\$101,697.36	\$47,304.52	\$54,392.84
MTED - TL 69KV	ER Pa - TL 69KV (MTED)	35610 - Overhd Conductr, Devices	Wire Fully Dressed	\$102,877.94	\$37,720.90	\$65,157.04
MTED - TL 69KV	ER Pa - TL 69KV (MTED)	35610 - Overhd Conductr, Devices	Wire Fully Dressed	\$106,853.29	\$80,553.89	\$26,299.40
MTED - TL 69KV	ER Pa - TL 69KV (MTED)	35610 - Overhd Conductr, Devices	Equipment Enclosure	\$107,603.43	\$3,758.94	\$103,844.49
MTED - TL 69KV	ER Pa - TL 69KV (MTED)	35610 - Overhd Conductr, Devices	Wire Fully Dressed	\$107,670.18	\$80,181.26	\$27,488.92
MTED - TL 69KV	ER Pa - TL 69KV (MTED)	35610 - Overhd Conductr, Devices	Wire Fully Dressed	\$109,370.44	\$79,256.41	\$30,114.03
MTED - TL 69KV	ER Pa - TL 69KV (MTED)	35610 - Overhd Conductr, Devices	Wire Fully Dressed	\$110,159.80	\$24,981.06	\$85,178.74
MTED - TL 69KV	ER Pa - TL 69KV (MTED)	35610 - Overhd Conductr, Devices	Insulator - transmission	\$112,493.20	\$751.68	\$111,741.52
MTED - TL 69KV	ER Pa - TL 69KV (MTED)	35610 - Overhd Conductr, Devices	Wire Fully Dressed	\$113,632.26	\$87,564.91	\$26,067.35
MTED - TL 69KV	ER Pa - TL 69KV (MTED)	35610 - Overhd Conductr, Devices	Wire Fully Dressed	\$114,246.04	\$91,818.47	\$22,427.57
MTED - TL 69KV	ER Pa - TL 69KV (MTED)	35610 - Overhd Conductr, Devices	Wire Fully Dressed	\$116,618.60	\$85,710.54	\$30,908.06
MTED - TL 69KV	ER Pa - TL 69KV (MTED)	35610 - Overhd Conductr, Devices	Insulator - transmission	\$117,767.55	\$67,527.65	\$50,239.90
MTED - TL 69KV	ER Pa - TL 69KV (MTED)	35610 - Overhd Conductr, Devices	Wire Fully Dressed	\$122,523.71	\$93,424.04	\$29,099.67
MTED - TL 69KV	ER Pa - TL 69KV (MTED)	35610 - Overhd Conductr, Devices	Wire Fully Dressed	\$140,837.11	\$73,386.24	\$67,450.87
MTED - TL 69KV	ER Pa - TL 69KV (MTED)	35610 - Overhd Conductr, Devices	Wire Fully Dressed	\$143,293.20	\$63,890.49	\$79,402.71
MTED - TL 69KV	ER Pa - TL 69KV (MTED)	35610 - Overhd Conductr, Devices	Wire Fully Dressed	\$145,373.21	\$88,081.56	\$57,291.65
MTED - TL 69KV	ER Pa - TL 69KV (MTED)	35610 - Overhd Conductr, Devices	Wire Fully Dressed	\$149,582.16	\$119,366.10	\$30,216.06
MTED - TL 69KV	ER Pa - TL 69KV (MTED)	35610 - Overhd Conductr, Devices	Wire Fully Dressed	\$162,572.35	\$103,442.92	\$59,129.43
MTED - TL 69KV	ER Pa - TL 69KV (MTED)	35610 - Overhd Conductr, Devices	Wire Fully Dressed	\$166,253.11	\$25,114.12	\$141,138.99
MTED - TL 69KV	ER Pa - TL 69KV (MTED)	35610 - Overhd Conductr, Devices	Switch - Mass	\$174,882.09	\$6,109.19	\$168,772.90
MTED - TL 69KV	ER Pa - TL 69KV (MTED)	35610 - Overhd Conductr, Devices	Wire Fully Dressed	\$213,273.17	\$152,231.42	\$61,041.75
MTED - TL 69KV	ER Pa - TL 69KV (MTED)	35610 - Overhd Conductr, Devices	Wire Fully Dressed	\$248,430.48	\$61,212.50	\$187,217.98
MTED - TL 69KV	ER Pa - TL 69KV (MTED)	35610 - Overhd Conductr, Devices	Wire Fully Dressed	\$260,108.27	\$79,662.04	\$180,446.23
MTED - TL 69KV	ER Pa - TL 69KV (MTED)	35610 - Overhd Conductr, Devices	Insulator - transmission	\$261,227.25	\$21,328.39	\$239,898.86
MTED - TL 69KV	ER Pa - TL 69KV (MTED)	35610 - Overhd Conductr, Devices	Switch - Mass	\$269,189.75	\$21,978.51	\$247,211.24
MTED - TL 69KV	ER Pa - TL 69KV (MTED)	35610 - Overhd Conductr, Devices	Insulator - transmission	\$314,413.60	\$15,703.32	\$298,710.28
MTED - TL 69KV	ER Pa - TL 69KV (MTED)	35610 - Overhd Conductr, Devices	Wire Fully Dressed	\$316,652.74	\$181,567.98	\$135,084.76
MTED - TL 69KV	ER Pa - TL 69KV (MTED)	35610 - Overhd Conductr, Devices	Wire Fully Dressed	\$323,273.20	\$174,229.36	\$149,043.84
MTED - TL 69KV	ER Pa - TL 69KV (MTED)	35610 - Overhd Conductr, Devices	Wire Fully Dressed	\$337,125.83	\$163,213.88	\$173,911.95
MTED - TL 69KV	ER Pa - TL 69KV (MTED)	35610 - Overhd Conductr, Devices	Insulator - transmission	\$338,496.10	\$11,824.75	\$326,671.35
MTED - TL 69KV	ER Pa - TL 69KV (MTED)	35610 - Overhd Conductr, Devices	Wire Fully Dressed	\$370,904.41	\$186,485.22	\$184,419.19
MTED - TL 69KV	ER Pa - TL 69KV (MTED)	35610 - Overhd Conductr, Devices	Insulator - transmission	\$378,461.99	\$37,199.74	\$341,262.25
MTED - TL 69KV	ER Pa - TL 69KV (MTED)	35610 - Overhd Conductr, Devices	Insulator - transmission	\$381,022.48	\$24,966.11	\$356,056.37
MTED - TL 69KV	ER Pa - TL 69KV (MTED)	35610 - Overhd Conductr, Devices	Wire Fully Dressed	\$433,144.68	\$15,131.13	\$418,013.55
MTED - TL 69KV	ER Pa - TL 69KV (MTED)	35610 - Overhd Conductr, Devices	Insulator - transmission	\$461,911.11	\$69,776.08	\$392,135.03
MTED - TL 69KV	ER Pa - TL 69KV (MTED)	35610 - Overhd Conductr, Devices	Non-Unitized	\$520,966.09	\$3,481.10	\$517,484.99
MTED - TL 69KV	ER Pa - TL 69KV (MTED)	35610 - Overhd Conductr, Devices	Switch - Mass	\$550,548.11	\$54,114.40	\$496,433.71
MTED - TL 69KV	ER Pa - TL 69KV (MTED)	35610 - Overhd Conductr, Devices	Wire Fully Dressed	\$566,931.92	\$162,249.14	\$404,682.78
MTED - TL 69KV	ER Pa - TL 69KV (MTED)	35610 - Overhd Conductr, Devices	Insulator - transmission	\$607,260.71	\$80,783.30	\$526,477.41
MTED - TL 69KV	ER Pa - TL 69KV (MTED)	35610 - Overhd Conductr, Devices	Wire Fully Dressed	\$825,227.20	\$335,538.06	\$489,689.14
MTED - TL 69KV	ER Pa - TL 69KV (MTED)	35610 - Overhd Conductr, Devices	Wire Fully Dressed	\$1,496,145.29	\$578,549.17	\$917,596.12
MTED - TL 69KV	ER Pa - TL 69KV (MTED)	35610 - Overhd Conductr, Devices	Insulator - transmission	\$1,636,682.19	\$277,397.80	\$1,359,284.39
	ER Pa - TL 69KV (MTED) Total			\$17,566,345.53	\$6,231,358.75	\$11,334,986.78
MTED - TL 138KV	GERMANTOWN PA to MARYLAND STATE LINE	35610 - Overhd Conductr, Devices	Non-Unitized	\$144.18	\$2.95	\$141.23
MTED - TL 138KV	GERMANTOWN PA to MARYLAND STATE LINE	35610 - Overhd Conductr, Devices	Grounding (Towers & Static Wire)	\$385.44	\$279.31	\$106.13

Major Location	Asset Location	Utility Account	Asset Retirement Unit	Book Cost	Allocated Reserve	Net Book Value
MTED - TL 138KV	GERMANTOWN PA to MARYLAND STATE LINE	35610 - Overhd Conductr, Devices	Grounding (Towers & Static Wire)	\$1,389.92	\$1,124.39	\$265.53
MTED - TL 138KV	GERMANTOWN PA to MARYLAND STATE LINE	35610 - Overhd Conductr, Devices	Insulator - transmission	\$1,720.49	\$1,246.77	\$473.72
MTED - TL 138KV	GERMANTOWN PA to MARYLAND STATE LINE	35610 - Overhd Conductr, Devices	Wire Fully Dressed	\$1,932.27	\$1,530.08	\$402.19
MTED - TL 138KV	GERMANTOWN PA to MARYLAND STATE LINE	35610 - Overhd Conductr, Devices	Insulator - transmission	\$6,267.51	\$5,070.16	\$1,197.35
MTED - TL 138KV	GERMANTOWN PA to MARYLAND STATE LINE	35610 - Overhd Conductr, Devices	Wire Fully Dressed	\$6,420.27	\$4,652.51	\$1,767.76
MTED - TL 138KV	GERMANTOWN PA to MARYLAND STATE LINE	35610 - Overhd Conductr, Devices	Wire Fully Dressed	\$20,545.33	\$16,620.36	\$3,924.97
	GERMANTOWN PA to MARYLAND STATE LINE Total			\$38,805.41	\$30,526.54	\$8,278.87
MTED - Dist Subs	GRANTVILLE SUB	35610 - Overhd Conductr, Devices	Non-Unitized	\$250.47	\$8.75	\$241.72
	GRANTVILLE SUB Total			\$250.47	\$8.75	\$241.72
MTED - Dist Subs	HILL SUB	35610 - Overhd Conductr, Devices	Wire Fully Dressed	\$30,860.61	\$632.85	\$30,227.76
	HILL SUB Total			\$30,860.61	\$632.85	\$30,227.76
MTED - Trans Subs	HOSENSACK SUB	35610 - Overhd Conductr, Devices	Non-Unitized	\$176,797.45	\$3,625.51	\$173,171.94
	HOSENSACK SUB Total			\$176,797.45	\$3,625.51	\$173,171.94
MTED - TL 230KV	HOSENSACK to SOUTH READING (1006)	35610 - Overhd Conductr, Devices	Grounding (Towers & Static Wire)	\$34.39	\$28.74	\$5.65
MTED - TL 230KV	HOSENSACK to SOUTH READING (1006)	35610 - Overhd Conductr, Devices	Wire Fully Dressed	\$357.07	\$258.76	\$98.31
MTED - TL 230KV	HOSENSACK to SOUTH READING (1006)	35610 - Overhd Conductr, Devices	Grounding (Towers & Static Wire)	\$420.48	\$316.99	\$103.49
MTED - TL 230KV	HOSENSACK to SOUTH READING (1006)	35610 - Overhd Conductr, Devices	Insulator - transmission	\$457.04	\$381.96	\$75.08
MTED - TL 230KV	HOSENSACK to SOUTH READING (1006)	35610 - Overhd Conductr, Devices	Grounding (Towers & Static Wire)	\$713.79	\$509.49	\$204.30
MTED - TL 230KV	HOSENSACK to SOUTH READING (1006)	35610 - Overhd Conductr, Devices	Wire Fully Dressed	\$1,018.37	\$473.70	\$544.67
MTED - TL 230KV	HOSENSACK to SOUTH READING (1006)	35610 - Overhd Conductr, Devices	Wire Fully Dressed	\$2,045.68	\$1,709.60	\$336.08
MTED - TL 230KV	HOSENSACK to SOUTH READING (1006)	35610 - Overhd Conductr, Devices	Wire Fully Dressed	\$2,513.06	\$1,894.53	\$618.53
MTED - TL 230KV	HOSENSACK to SOUTH READING (1006)	35610 - Overhd Conductr, Devices	Insulator - transmission	\$2,933.54	\$2,211.51	\$722.03
MTED - TL 230KV	HOSENSACK to SOUTH READING (1006)	35610 - Overhd Conductr, Devices	Grounding (Towers & Static Wire)	\$4,251.24	\$3,563.92	\$687.32
MTED - TL 230KV	HOSENSACK to SOUTH READING (1006)	35610 - Overhd Conductr, Devices	Wire Fully Dressed	\$5,195.71	\$3,520.90	\$1,674.81
MTED - TL 230KV	HOSENSACK to SOUTH READING (1006)	35610 - Overhd Conductr, Devices	Insulator - transmission	\$9,485.65	\$6,770.73	\$2,714.92
MTED - TL 230KV	HOSENSACK to SOUTH READING (1006)	35610 - Overhd Conductr, Devices	Wire Fully Dressed	\$42,912.90	\$30,630.63	\$12,282.27
MTED - TL 230KV	HOSENSACK to SOUTH READING (1006)	35610 - Overhd Conductr, Devices	Insulator - transmission	\$54,326.91	\$45,543.52	\$8,783.39
MTED - TL 230KV	HOSENSACK to SOUTH READING (1006)	35610 - Overhd Conductr, Devices	Wire Fully Dressed	\$86,953.13	\$43,718.74	\$43,234.39
MTED - TL 230KV	HOSENSACK to SOUTH READING (1006)	35610 - Overhd Conductr, Devices	Wire Fully Dressed	\$285,003.78	\$238,925.34	\$46,078.44
	HOSENSACK to SOUTH READING (1006) Total			\$498,622.74	\$380,459.05	\$118,163.69
MTED - TL 230KV	HOSENSAK to SPRINGFIELD (HS)	35610 - Overhd Conductr, Devices	Wire Fully Dressed	\$1,938.69	\$1,461.53	\$477.16
MTED - TL 230KV	HOSENSAK to SPRINGFIELD (HS)	35610 - Overhd Conductr, Devices	Grounding (Towers & Static Wire)	\$2,811.32	\$2,143.62	\$667.70
MTED - TL 230KV	HOSENSAK to SPRINGFIELD (HS)	35610 - Overhd Conductr, Devices	Wire Fully Dressed	\$26,760.89	\$10,881.00	\$15,879.89
MTED - TL 230KV	HOSENSAK to SPRINGFIELD (HS)	35610 - Overhd Conductr, Devices	Insulator - transmission	\$36,735.34	\$28,010.61	\$8,724.73
MTED - TL 230KV	HOSENSAK to SPRINGFIELD (HS)	35610 - Overhd Conductr, Devices	Wire Fully Dressed	\$227,529.50	\$173,490.70	\$54,038.80
	HOSENSAK to SPRINGFIELD (HS) Total			\$295,775.74	\$215,987.45	\$79,788.29
MTED - TL 230KV	HUMMELSTOWN to DAUPHIN (1097)	35610 - Overhd Conductr, Devices	Wire Fully Dressed	\$42.14	\$30.97	\$11.17
MTED - TL 230KV	HUMMELSTOWN to DAUPHIN (1097)	35610 - Overhd Conductr, Devices	Wire Fully Dressed	\$3,467.18	\$1,678.58	\$1,788.60
MTED - TL 230KV	HUMMELSTOWN to DAUPHIN (1097)	35610 - Overhd Conductr, Devices	Wire Fully Dressed	\$4,372.81	\$2,356.74	\$2,016.07
MTED - TL 230KV	HUMMELSTOWN to DAUPHIN (1097)	35610 - Overhd Conductr, Devices	Wire Fully Dressed	\$5,666.95	\$2,635.98	\$3,030.97
MTED - TL 230KV	HUMMELSTOWN to DAUPHIN (1097)	35610 - Overhd Conductr, Devices	Wire Fully Dressed	\$13,317.07	\$11,090.91	\$2,226.16
MTED - TL 230KV	HUMMELSTOWN to DAUPHIN (1097)	35610 - Overhd Conductr, Devices	Wire Fully Dressed	\$75,861.40	\$56,493.47	\$19,367.93
MTED - TL 230KV	HUMMELSTOWN to DAUPHIN (1097)	35610 - Overhd Conductr, Devices	Wire Fully Dressed	\$170,347.41	\$142,361.64	\$27,985.77
	HUMMELSTOWN to DAUPHIN (1097) Total			\$273,074.96	\$216,648.30	\$56,426.66
MTED - TL 230KV	HUMMELSTOWN to MIDDLETOWN JCT (1002)	35610 - Overhd Conductr, Devices	Insulator - transmission	\$89.03	\$66.30	\$22.73
MTED - TL 230KV	HUMMELSTOWN to MIDDLETOWN JCT (1002)	35610 - Overhd Conductr, Devices	Wire Fully Dressed	\$89.03	\$66.30	\$22.73
MTED - TL 230KV	HUMMELSTOWN to MIDDLETOWN JCT (1002)	35610 - Overhd Conductr, Devices	Grounding (Towers & Static Wire)	\$89.56	\$69.70	\$19.86

Major Location	Asset Location	Utility Account	Asset Retirement Unit	Book Cost	Allocated Reserve	Net Book Value
MTED - TL 230KV	HUMMELSTOWN to MIDDLETOWN JCT (1002)	35610 - Overhd Conductr, Devices	Grounding (Towers & Static Wire)	\$129.78	\$95.38	\$34.40
MTED - TL 230KV	HUMMELSTOWN to MIDDLETOWN JCT (1002)	35610 - Overhd Conductr, Devices	Grounding (Towers & Static Wire)	\$147.96	\$123.23	\$24.73
MTED - TL 230KV	HUMMELSTOWN to MIDDLETOWN JCT (1002)	35610 - Overhd Conductr, Devices	Wire Fully Dressed	\$471.60	\$237.11	\$234.49
MTED - TL 230KV	HUMMELSTOWN to MIDDLETOWN JCT (1002)	35610 - Overhd Conductr, Devices	Insulator - transmission	\$1,190.02	\$926.04	\$263.98
MTED - TL 230KV	HUMMELSTOWN to MIDDLETOWN JCT (1002)	35610 - Overhd Conductr, Devices	Insulator - transmission	\$1,672.92	\$1,229.54	\$443.38
MTED - TL 230KV	HUMMELSTOWN to MIDDLETOWN JCT (1002)	35610 - Overhd Conductr, Devices	Insulator - transmission	\$1,931.62	\$1,608.72	\$322.90
MTED - TL 230KV	HUMMELSTOWN to MIDDLETOWN JCT (1002)	35610 - Overhd Conductr, Devices	Grounding (Towers & Static Wire)	\$2,854.37	\$2,385.44	\$468.93
MTED - TL 230KV	HUMMELSTOWN to MIDDLETOWN JCT (1002)	35610 - Overhd Conductr, Devices	Wire Fully Dressed	\$7,003.59	\$5,832.83	\$1,170.76
MTED - TL 230KV	HUMMELSTOWN to MIDDLETOWN JCT (1002)	35610 - Overhd Conductr, Devices	Wire Fully Dressed	\$7,245.89	\$5,325.47	\$1,920.42
MTED - TL 230KV	HUMMELSTOWN to MIDDLETOWN JCT (1002)	35610 - Overhd Conductr, Devices	Wire Fully Dressed	\$26,582.05	\$20,685.53	\$5,896.52
MTED - TL 230KV	HUMMELSTOWN to MIDDLETOWN JCT (1002)	35610 - Overhd Conductr, Devices	Insulator - transmission	\$37,933.98	\$31,701.94	\$6,232.04
MTED - TL 230KV	HUMMELSTOWN to MIDDLETOWN JCT (1002)	35610 - Overhd Conductr, Devices	Wire Fully Dressed	\$66,783.15	\$55,811.59	\$10,971.56
	HUMMELSTOWN to MIDDLETOWN JCT (1002) Total			\$154,214.55	\$126,165.11	\$28,049.44
MTED - TL 230KV	HUMMELSTOWN to NORTH HERSHEY (1099)	35610 - Overhd Conductr, Devices	Wire Fully Dressed	\$27,241.57	\$12,146.26	\$15,095.31
MTED - TL 230KV	HUMMELSTOWN to NORTH HERSHEY (1099)	35610 - Overhd Conductr, Devices	Wire Fully Dressed	\$121,565.43	\$89,346.28	\$32,219.15
	HUMMELSTOWN to NORTH HERSHEY (1099) Total			\$148,807.00	\$101,492.55	\$47,314.45
MTED - Trans Subs	HUNTERSTOWN SUB	35610 - Overhd Conductr, Devices	Insulator - transmission	\$411.27	\$40.43	\$370.84
MTED - Trans Subs	HUNTERSTOWN SUB	35610 - Overhd Conductr, Devices	Non-Unitized	\$37,890.87	\$253.18	\$37,637.69
	HUNTERSTOWN SUB Total			\$38,302.14	\$293.61	\$38,008.53
MTED - TL 500KV	HUNTERSTOWN to CONASTONE (5013)	35610 - Overhd Conductr, Devices	Non-Unitized	\$5,278.15	\$35.27	\$5,242.88
MTED - TL 500KV	HUNTERSTOWN to CONASTONE (5013)	35610 - Overhd Conductr, Devices	Insulator - transmission	\$5,327.35	\$3,967.25	\$1,360.10
MTED - TL 500KV	HUNTERSTOWN to CONASTONE (5013)	35610 - Overhd Conductr, Devices	Insulator - transmission	\$14,771.30	\$7,696.91	\$7,074.39
MTED - TL 500KV	HUNTERSTOWN to CONASTONE (5013)	35610 - Overhd Conductr, Devices	Insulator - transmission	\$32,761.68	\$3,220.21	\$29,541.47
MTED - TL 500KV	HUNTERSTOWN to CONASTONE (5013)	35610 - Overhd Conductr, Devices	Wire Fully Dressed	\$76,714.32	\$57,128.64	\$19,585.68
MTED - TL 500KV	HUNTERSTOWN to CONASTONE (5013)	35610 - Overhd Conductr, Devices	Wire Fully Dressed	\$109,595.12	\$57,106.92	\$52,488.20
	HUNTERSTOWN to CONASTONE (5013) Total			\$244,447.92	\$129,155.18	\$115,292.74
MTED - TL 230KV	HUNTERSTOWN to JACKSON (1053)	35610 - Overhd Conductr, Devices	Wire Fully Dressed	(\$5,535.86)	(\$5,083.87)	(\$5,083.87)
MTED - TL 230KV	HUNTERSTOWN to JACKSON (1053)	35610 - Overhd Conductr, Devices	Insulator - transmission	(\$4,461.97)	(\$364.30)	(\$4,097.67)
MTED - TL 230KV	HUNTERSTOWN to JACKSON (1053)	35610 - Overhd Conductr, Devices	Wire Fully Dressed	(\$293.48)	(\$14.66)	(\$278.82)
MTED - TL 230KV	HUNTERSTOWN to JACKSON (1053)	35610 - Overhd Conductr, Devices	Grounding (Towers & Static Wire)	\$39,849.80	\$21,477.21	\$18,372.59
MTED - TL 230KV	HUNTERSTOWN to JACKSON (1053)	35610 - Overhd Conductr, Devices	Insulator - transmission	\$479,973.90	\$258,683.82	\$221,290.08
MTED - TL 230KV	HUNTERSTOWN to JACKSON (1053)	35610 - Overhd Conductr, Devices	Wire Fully Dressed	\$634,438.41	\$341,933.09	\$292,505.32
	HUNTERSTOWN to JACKSON (1053) Total			\$1,143,970.80	\$621,263.17	\$522,707.63
MTED - TL 230KV	IRONWOOD to NORTH HERSHEY to NORTH TEMPLE (1001)	35610 - Overhd Conductr, Devices	Wire Fully Dressed	\$114,944.47	\$85,598.37	\$29,346.10
	IRONWOOD to NORTH HERSHEY to NORTH TEMPLE (1001) Total			\$114,944.47	\$85,598.37	\$29,346.10
MTED - TL 230KV	IRONWOOD to SOUTH LEBANON (1054)	35610 - Overhd Conductr, Devices	Grounding (Towers & Static Wire)	\$3,197.81	\$725.17	\$2,472.64
MTED - TL 230KV	IRONWOOD to SOUTH LEBANON (1054)	35610 - Overhd Conductr, Devices	Wire Fully Dressed	\$15,977.89	\$3,623.33	\$12,354.56
MTED - TL 230KV	IRONWOOD to SOUTH LEBANON (1054)	35610 - Overhd Conductr, Devices	Insulator - transmission	\$19,175.69	\$4,348.49	\$14,827.20
	IRONWOOD to SOUTH LEBANON (1054) Total			\$38,351.39	\$8,696.99	\$29,654.40
MTED - TL 230KV	JACKSON to YORKKANA (1052)	35610 - Overhd Conductr, Devices	Insulator - transmission	\$191.90	\$116.27	\$75.63
MTED - TL 230KV	JACKSON to YORKKANA (1052)	35610 - Overhd Conductr, Devices	Wire Fully Dressed	\$191.90	\$116.27	\$75.63
MTED - TL 230KV	JACKSON to YORKKANA (1052)	35610 - Overhd Conductr, Devices	Wire Fully Dressed	\$1,447.69	\$142.30	\$1,305.39
MTED - TL 230KV	JACKSON to YORKKANA (1052)	35610 - Overhd Conductr, Devices	Insulator - transmission	\$5,570.66	\$2,591.20	\$2,979.46
MTED - TL 230KV	JACKSON to YORKKANA (1052)	35610 - Overhd Conductr, Devices	Wire Fully Dressed	\$19,749.15	\$1,294.04	\$18,455.11
MTED - TL 230KV	JACKSON to YORKKANA (1052)	35610 - Overhd Conductr, Devices	Grounding (Towers & Static Wire)	\$20,635.02	\$14,728.99	\$5,906.03
MTED - TL 230KV	JACKSON to YORKKANA (1052)	35610 - Overhd Conductr, Devices	Wire Fully Dressed	\$61,164.82	\$28,450.81	\$32,714.01
MTED - TL 230KV	JACKSON to YORKKANA (1052)	35610 - Overhd Conductr, Devices	Wire Fully Dressed	\$181,538.96	\$129,579.98	\$51,958.98

Major Location	Asset Location	Utility Account	Asset Retirement Unit	Book Cost	Allocated Reserve	Net Book Value
MTED - TL 230KV	JACKSON to YORKANA (1052)	35610 - Overhd Conductr, Devices	Insulator - transmission	\$202,173.98	\$144,308.97	\$57,865.01
	JACKSON to YORKANA (1052) Total			\$492,664.08	\$321,328.83	\$171,335.25
MTED - TL 500KV	JUNIATA to ALBERTS (5009)	35610 - Overhd Conductr, Devices	Grounding (Towers & Static Wire)	\$279.03	\$79.86	\$199.17
MTED - TL 500KV	JUNIATA to ALBERTS (5009)	35610 - Overhd Conductr, Devices	Wire Fully Dressed	\$3,465.68	\$991.83	\$2,473.85
MTED - TL 500KV	JUNIATA to ALBERTS (5009)	35610 - Overhd Conductr, Devices	Insulator - transmission	\$3,744.70	\$1,071.69	\$2,673.01
MTED - TL 500KV	JUNIATA to ALBERTS (5009)	35610 - Overhd Conductr, Devices	Wire Fully Dressed	\$7,679.52	\$3,861.15	\$3,818.37
MTED - TL 500KV	JUNIATA to ALBERTS (5009)	35610 - Overhd Conductr, Devices	Grounding (Towers & Static Wire)	\$12,024.27	\$9,265.89	\$2,758.38
MTED - TL 500KV	JUNIATA to ALBERTS (5009)	35610 - Overhd Conductr, Devices	Wire Fully Dressed	\$13,396.69	\$5,973.21	\$7,423.48
MTED - TL 500KV	JUNIATA to ALBERTS (5009)	35610 - Overhd Conductr, Devices	Wire Fully Dressed	\$34,243.53	\$6,447.19	\$27,796.34
MTED - TL 500KV	JUNIATA to ALBERTS (5009)	35610 - Overhd Conductr, Devices	Grounding (Towers & Static Wire)	\$58,441.76	\$2,918.86	\$55,522.90
MTED - TL 500KV	JUNIATA to ALBERTS (5009)	35610 - Overhd Conductr, Devices	Insulator - transmission	\$350,647.06	\$17,512.99	\$333,134.07
MTED - TL 500KV	JUNIATA to ALBERTS (5009)	35610 - Overhd Conductr, Devices	Insulator - transmission	\$369,645.74	\$284,848.65	\$84,797.09
MTED - TL 500KV	JUNIATA to ALBERTS (5009)	35610 - Overhd Conductr, Devices	Wire Fully Dressed	\$1,108,701.26	\$251,421.39	\$857,279.87
MTED - TL 500KV	JUNIATA to ALBERTS (5009)	35610 - Overhd Conductr, Devices	Wire Fully Dressed	\$2,848,017.92	\$2,194,679.86	\$653,338.06
	JUNIATA to ALBERTS (5009) Total			\$4,810,287.16	\$2,779,072.59	\$2,031,214.57
MTED - TL 230KV	JUNIATA to DAUPHIN (1087)	35610 - Overhd Conductr, Devices	Grounding (Towers & Static Wire)	\$40.23	\$32.92	\$7.31
MTED - TL 230KV	JUNIATA to DAUPHIN (1087)	35610 - Overhd Conductr, Devices	Wire Fully Dressed	\$197.87	\$161.92	\$35.95
MTED - TL 230KV	JUNIATA to DAUPHIN (1087)	35610 - Overhd Conductr, Devices	Wire Fully Dressed	\$264.41	\$188.73	\$75.68
MTED - TL 230KV	JUNIATA to DAUPHIN (1087)	35610 - Overhd Conductr, Devices	Grounding (Towers & Static Wire)	\$459.44	\$213.71	\$245.73
MTED - TL 230KV	JUNIATA to DAUPHIN (1087)	35610 - Overhd Conductr, Devices	Grounding (Towers & Static Wire)	\$963.60	\$698.29	\$265.31
MTED - TL 230KV	JUNIATA to DAUPHIN (1087)	35610 - Overhd Conductr, Devices	Wire Fully Dressed	\$985.69	\$458.50	\$527.19
MTED - TL 230KV	JUNIATA to DAUPHIN (1087)	35610 - Overhd Conductr, Devices	Grounding (Towers & Static Wire)	\$1,478.77	\$1,235.83	\$242.94
MTED - TL 230KV	JUNIATA to DAUPHIN (1087)	35610 - Overhd Conductr, Devices	Wire Fully Dressed	\$4,661.15	\$2,256.62	\$2,404.53
MTED - TL 230KV	JUNIATA to DAUPHIN (1087)	35610 - Overhd Conductr, Devices	Wire Fully Dressed	\$8,257.71	\$3,520.62	\$4,737.09
MTED - TL 230KV	JUNIATA to DAUPHIN (1087)	35610 - Overhd Conductr, Devices	Wire Fully Dressed	\$30,289.31	\$21,949.46	\$8,339.85
MTED - TL 230KV	JUNIATA to DAUPHIN (1087)	35610 - Overhd Conductr, Devices	Insulator - transmission	\$42,531.56	\$872.17	\$41,659.39
MTED - TL 230KV	JUNIATA to DAUPHIN (1087)	35610 - Overhd Conductr, Devices	Wire Fully Dressed	\$150,774.59	\$126,004.37	\$24,770.22
	JUNIATA to DAUPHIN (1087) Total			\$240,904.33	\$157,593.14	\$83,311.19
MTED - TL 230KV	JUNIATA to HUMELSTOWN TAP to DAPHIN SUB (1087)	35610 - Overhd Conductr, Devices	Wire Fully Dressed	\$33.42	\$27.93	\$5.49
MTED - TL 230KV	JUNIATA to HUMELSTOWN TAP to DAPHIN SUB (1087)	35610 - Overhd Conductr, Devices	Grounding (Towers & Static Wire)	\$128.48	\$93.10	\$35.38
MTED - TL 230KV	JUNIATA to HUMELSTOWN TAP to DAPHIN SUB (1087)	35610 - Overhd Conductr, Devices	Grounding (Towers & Static Wire)	\$137.56	\$114.96	\$22.60
MTED - TL 230KV	JUNIATA to HUMELSTOWN TAP to DAPHIN SUB (1087)	35610 - Overhd Conductr, Devices	Insulator - transmission	\$170.98	\$142.89	\$28.09
MTED - TL 230KV	JUNIATA to HUMELSTOWN TAP to DAPHIN SUB (1087)	35610 - Overhd Conductr, Devices	Wire Fully Dressed	\$678.88	\$484.57	\$194.31
MTED - TL 230KV	JUNIATA to HUMELSTOWN TAP to DAPHIN SUB (1087)	35610 - Overhd Conductr, Devices	Insulator - transmission	\$3,966.73	\$2,874.54	\$1,092.19
MTED - TL 230KV	JUNIATA to HUMELSTOWN TAP to DAPHIN SUB (1087)	35610 - Overhd Conductr, Devices	Wire Fully Dressed	\$31,470.75	\$22,805.60	\$8,665.15
	JUNIATA to HUMELSTOWN TAP to DAPHIN SUB (1087) Total			\$36,586.80	\$26,543.59	\$10,043.21
MTED - TL 500KV	JUNIATA to TMI (5008)	35610 - Overhd Conductr, Devices	Grounding (Towers & Static Wire)	\$3,359.47	\$2,276.56	\$1,082.91
MTED - TL 500KV	JUNIATA to TMI (5008)	35610 - Overhd Conductr, Devices	Grounding (Towers & Static Wire)	\$3,962.02	\$3,053.13	\$908.89
MTED - TL 500KV	JUNIATA to TMI (5008)	35610 - Overhd Conductr, Devices	Wire Fully Dressed	\$50,928.03	\$33,136.44	\$17,791.59
MTED - TL 500KV	JUNIATA to TMI (5008)	35610 - Overhd Conductr, Devices	Insulator - transmission	\$104,468.61	\$70,793.64	\$33,674.97
MTED - TL 500KV	JUNIATA to TMI (5008)	35610 - Overhd Conductr, Devices	Insulator - transmission	\$123,215.25	\$94,949.55	\$28,265.70
MTED - TL 500KV	JUNIATA to TMI (5008)	35610 - Overhd Conductr, Devices	Wire Fully Dressed	\$900,586.39	\$610,286.55	\$290,299.84
MTED - TL 500KV	JUNIATA to TMI (5008)	35610 - Overhd Conductr, Devices	Wire Fully Dressed	\$953,075.37	\$734,438.96	\$218,636.41
	JUNIATA to TMI (5008) Total			\$2,139,595.14	\$1,548,934.83	\$590,660.31
MTED - TL 115KV	LEBANON 115 KV NETWORK	35610 - Overhd Conductr, Devices	Wire Fully Dressed	\$6.13	\$5.19	\$0.94
MTED - TL 115KV	LEBANON 115 KV NETWORK	35610 - Overhd Conductr, Devices	Grounding (Towers & Static Wire)	\$40.23	\$32.92	\$7.31
MTED - TL 115KV	LEBANON 115 KV NETWORK	35610 - Overhd Conductr, Devices	Grounding (Towers & Static Wire)	\$52.56	\$39.63	\$12.93

Major Location	Asset Location	Utility Account	Asset Retirement Unit	Book Cost	Allocated Reserve	Net Book Value
MTED - TL 115KV	LEBANON 115 KV NETWORK	35610 - Overhd Conductr, Devices	Insulator - transmission	\$181.41	\$148.45	\$32.96
MTED - TL 115KV	LEBANON 115 KV NETWORK	35610 - Overhd Conductr, Devices	Insulator - transmission	\$184.34	\$147.11	\$37.23
MTED - TL 115KV	LEBANON 115 KV NETWORK	35610 - Overhd Conductr, Devices	Insulator - transmission	\$187.26	\$154.01	\$33.25
MTED - TL 115KV	LEBANON 115 KV NETWORK	35610 - Overhd Conductr, Devices	Insulator - transmission	\$225.30	\$169.85	\$55.45
MTED - TL 115KV	LEBANON 115 KV NETWORK	35610 - Overhd Conductr, Devices	Wire Fully Dressed	\$251.36	\$204.57	\$46.79
MTED - TL 115KV	LEBANON 115 KV NETWORK	35610 - Overhd Conductr, Devices	Wire Fully Dressed	\$384.30	\$329.14	\$55.16
MTED - TL 115KV	LEBANON 115 KV NETWORK	35610 - Overhd Conductr, Devices	Insulator - transmission	\$384.30	\$329.14	\$55.16
MTED - TL 115KV	LEBANON 115 KV NETWORK	35610 - Overhd Conductr, Devices	Grounding (Towers & Static Wire)	\$408.75	\$345.29	\$63.46
MTED - TL 115KV	LEBANON 115 KV NETWORK	35610 - Overhd Conductr, Devices	Wire Fully Dressed	\$664.17	\$466.47	\$197.70
MTED - TL 115KV	LEBANON 115 KV NETWORK	35610 - Overhd Conductr, Devices	Wire Fully Dressed	\$853.18	\$701.69	\$151.49
MTED - TL 115KV	LEBANON 115 KV NETWORK	35610 - Overhd Conductr, Devices	Insulator - transmission	\$2,071.62	\$1,750.01	\$321.61
MTED - TL 115KV	LEBANON 115 KV NETWORK	35610 - Overhd Conductr, Devices	Grounding (Towers & Static Wire)	\$2,907.10	\$659.24	\$2,247.86
MTED - TL 115KV	LEBANON 115 KV NETWORK	35610 - Overhd Conductr, Devices	Grounding (Towers & Static Wire)	\$4,302.30	\$892.22	\$3,410.08
MTED - TL 115KV	LEBANON 115 KV NETWORK	35610 - Overhd Conductr, Devices	Insulator - transmission	\$4,400.71	\$1,171.55	\$3,229.16
MTED - TL 115KV	LEBANON 115 KV NETWORK	35610 - Overhd Conductr, Devices	Wire Fully Dressed	\$4,523.41	\$3,410.08	\$1,113.33
MTED - TL 115KV	LEBANON 115 KV NETWORK	35610 - Overhd Conductr, Devices	Wire Fully Dressed	\$5,315.15	\$4,536.90	\$778.25
MTED - TL 115KV	LEBANON 115 KV NETWORK	35610 - Overhd Conductr, Devices	Wire Fully Dressed	\$7,387.39	\$6,240.55	\$1,146.84
MTED - TL 115KV	LEBANON 115 KV NETWORK	35610 - Overhd Conductr, Devices	Insulator - transmission	\$11,996.64	\$2,720.49	\$9,276.15
MTED - TL 115KV	LEBANON 115 KV NETWORK	35610 - Overhd Conductr, Devices	Insulator - transmission	\$17,863.28	\$3,704.54	\$14,158.74
MTED - TL 115KV	LEBANON 115 KV NETWORK	35610 - Overhd Conductr, Devices	Wire Fully Dressed	\$20,644.42	\$16,893.57	\$3,750.85
MTED - TL 115KV	LEBANON 115 KV NETWORK	35610 - Overhd Conductr, Devices	Wire Fully Dressed	\$32,201.99	\$25,697.09	\$6,504.90
MTED - TL 115KV	LEBANON 115 KV NETWORK	35610 - Overhd Conductr, Devices	Wire Fully Dressed	\$51,737.49	\$40,968.80	\$10,768.69
MTED - TL 115KV	LEBANON 115 KV NETWORK	35610 - Overhd Conductr, Devices	Wire Fully Dressed	\$75,172.00	\$17,046.84	\$58,125.16
MTED - TL 115KV	LEBANON 115 KV NETWORK	35610 - Overhd Conductr, Devices	Wire Fully Dressed	\$80,576.34	\$21,450.91	\$59,125.43
MTED - TL 115KV	LEBANON 115 KV NETWORK	35610 - Overhd Conductr, Devices	Grounding (Towers & Static Wire)	\$86,206.70	\$1,767.80	\$84,438.90
MTED - TL 115KV	LEBANON 115 KV NETWORK	35610 - Overhd Conductr, Devices	Insulator - transmission	\$268,382.22	\$5,503.60	\$262,878.62
MTED - TL 115KV	LEBANON 115 KV NETWORK	35610 - Overhd Conductr, Devices	Wire Fully Dressed	\$339,130.21	\$70,329.80	\$268,800.41
MTED - TL 115KV	LEBANON 115 KV NETWORK	35610 - Overhd Conductr, Devices	Wire Fully Dressed	\$1,252,522.87	\$25,684.93	\$1,226,837.94
	LEBANON 115 KV NETWORK Total			\$2,271,165.13	\$253,502.37	\$2,017,662.76
MTED - Dist Subs	LICKDALE SUB	35610 - Overhd Conductr, Devices	Wire Fully Dressed	\$30.70	\$8.78	\$21.92
	LICKDALE SUB Total			\$30.70	\$8.78	\$21.92
MTED - Trans Subs	MIDDLETOWN JCT SUB	35610 - Overhd Conductr, Devices	Grounding (Towers & Static Wire)	\$1,919.49	\$67.05	\$1,852.44
MTED - Trans Subs	MIDDLETOWN JCT SUB	35610 - Overhd Conductr, Devices	Insulator - transmission	\$8,101.83	\$283.02	\$7,818.81
MTED - Trans Subs	MIDDLETOWN JCT SUB	35610 - Overhd Conductr, Devices	Wire Fully Dressed	\$61,595.34	\$2,151.73	\$59,443.61
	MIDDLETOWN JCT SUB Total			\$71,616.66	\$2,501.80	\$69,114.86
MTED - TL 230KV	MIDDLETOWN JCT to N. LEBANON	35610 - Overhd Conductr, Devices	Wire Fully Dressed	\$140.66	\$65.43	\$75.23
MTED - TL 230KV	MIDDLETOWN JCT to N. LEBANON	35610 - Overhd Conductr, Devices	Wire Fully Dressed	\$744.41	\$331.91	\$412.50
MTED - TL 230KV	MIDDLETOWN JCT to N. LEBANON	35610 - Overhd Conductr, Devices	Grounding (Towers & Static Wire)	\$843.57	\$619.99	\$223.58
MTED - TL 230KV	MIDDLETOWN JCT to N. LEBANON	35610 - Overhd Conductr, Devices	Grounding (Towers & Static Wire)	\$1,261.44	\$961.84	\$299.60
MTED - TL 230KV	MIDDLETOWN JCT to N. LEBANON	35610 - Overhd Conductr, Devices	Insulator - transmission	\$10,874.00	\$7,992.00	\$2,882.00
MTED - TL 230KV	MIDDLETOWN JCT to N. LEBANON	35610 - Overhd Conductr, Devices	Insulator - transmission	\$16,734.99	\$12,760.39	\$3,974.60
MTED - TL 230KV	MIDDLETOWN JCT to N. LEBANON	35610 - Overhd Conductr, Devices	Wire Fully Dressed	\$38,215.14	\$28,086.77	\$10,128.37
MTED - TL 230KV	MIDDLETOWN JCT to N. LEBANON	35610 - Overhd Conductr, Devices	Wire Fully Dressed	\$133,258.32	\$101,609.14	\$31,649.18
	MIDDLETOWN JCT to N. LEBANON Total			\$202,072.53	\$152,427.49	\$49,645.04
MTED - TL 230KV	MIDDLETOWN JCT to S. LEBANON (1004)	35610 - Overhd Conductr, Devices	Non-Unitized	(\$23,947.55)	(\$1,196.06)	(\$22,751.49)
MTED - TL 230KV	MIDDLETOWN JCT to S. LEBANON (1004)	35610 - Overhd Conductr, Devices	Non-Unitized	\$378.49	\$24.80	\$353.69
MTED - TL 230KV	MIDDLETOWN JCT to S. LEBANON (1004)	35610 - Overhd Conductr, Devices	Grounding (Towers & Static Wire)	\$2,923.15	\$2,442.91	\$480.24

Major Location	Asset Location	Utility Account	Asset Retirement Unit	Book Cost	Allocated Reserve	Net Book Value
MTED - TL 230KV	MIDDLETOWN JCT to S. LEBANON (1004)	35610 - Overhd Conductr, Devices	Grounding (Towers & Static Wire)	\$2,952.50	\$2,198.70	\$753.80
MTED - TL 230KV	MIDDLETOWN JCT to S. LEBANON (1004)	35610 - Overhd Conductr, Devices	Wire Fully Dressed	\$7,037.79	\$5,526.50	\$1,511.29
MTED - TL 230KV	MIDDLETOWN JCT to S. LEBANON (1004)	35610 - Overhd Conductr, Devices	Wire Fully Dressed	\$33,597.62	\$2,201.45	\$31,396.17
MTED - TL 230KV	MIDDLETOWN JCT to S. LEBANON (1004)	35610 - Overhd Conductr, Devices	Insulator - transmission	\$38,554.86	\$28,711.55	\$9,843.31
MTED - TL 230KV	MIDDLETOWN JCT to S. LEBANON (1004)	35610 - Overhd Conductr, Devices	Insulator - transmission	\$38,848.05	\$32,465.84	\$6,382.21
MTED - TL 230KV	MIDDLETOWN JCT to S. LEBANON (1004)	35610 - Overhd Conductr, Devices	Wire Fully Dressed	\$74,338.16	\$31,693.60	\$42,644.56
MTED - TL 230KV	MIDDLETOWN JCT to S. LEBANON (1004)	35610 - Overhd Conductr, Devices	Wire Fully Dressed	\$107,193.29	\$79,826.12	\$27,367.17
MTED - TL 230KV	MIDDLETOWN JCT to S. LEBANON (1004)	35610 - Overhd Conductr, Devices	Wire Fully Dressed	\$316,847.41	\$264,793.68	\$52,053.73
	MIDDLETOWN JCT to S. LEBANON (1004) Total			\$598,723.77	\$448,689.09	\$150,034.68
MTED - TL 230KV	MIDDLETOWN JUNCTION to TMI UNIT 1 (1091)	35610 - Overhd Conductr, Devices	Grounding (Towers & Static Wire)	\$531.45	\$395.76	\$135.69
MTED - TL 230KV	MIDDLETOWN JUNCTION to TMI UNIT 1 (1091)	35610 - Overhd Conductr, Devices	Insulator - transmission	\$6,576.72	\$4,897.63	\$1,679.09
MTED - TL 230KV	MIDDLETOWN JUNCTION to TMI UNIT 1 (1091)	35610 - Overhd Conductr, Devices	Wire Fully Dressed	\$22,848.89	\$9,290.38	\$13,558.51
MTED - TL 230KV	MIDDLETOWN JUNCTION to TMI UNIT 1 (1091)	35610 - Overhd Conductr, Devices	Wire Fully Dressed	\$85,842.80	\$63,926.56	\$21,916.24
	MIDDLETOWN JUNCTION to TMI UNIT 1 (1091) Total			\$115,799.86	\$78,510.34	\$37,289.52
MTED - TL 230KV	MIDDLETOWN JUNCTION to TMI UNIT 2 (1092)	35610 - Overhd Conductr, Devices	Grounding (Towers & Static Wire)	\$531.45	\$395.76	\$135.69
MTED - TL 230KV	MIDDLETOWN JUNCTION to TMI UNIT 2 (1092)	35610 - Overhd Conductr, Devices	Insulator - transmission	\$7,082.62	\$5,274.38	\$1,808.24
MTED - TL 230KV	MIDDLETOWN JUNCTION to TMI UNIT 2 (1092)	35610 - Overhd Conductr, Devices	Wire Fully Dressed	\$24,262.23	\$9,865.04	\$14,397.19
MTED - TL 230KV	MIDDLETOWN JUNCTION to TMI UNIT 2 (1092)	35610 - Overhd Conductr, Devices	Wire Fully Dressed	\$91,153.42	\$67,881.34	\$23,272.08
	MIDDLETOWN JUNCTION to TMI UNIT 2 (1092) Total			\$123,029.72	\$83,416.52	\$39,613.20
MTED - Dist Lines	MTED - Dist Lines	35610 - Overhd Conductr, Devices	Non-Unitized	(\$9,607.94)	(\$479.87)	(\$9,128.07)
MTED - Dist Lines	MTED - Dist Lines	35610 - Overhd Conductr, Devices	Non-Unitized	\$141.50	\$0.94	\$140.56
MTED - Dist Lines	MTED - Dist Lines	35610 - Overhd Conductr, Devices	Arrester, Lightning Mass	\$319.98	\$2.14	\$317.84
MTED - Dist Lines	MTED - Dist Lines	35610 - Overhd Conductr, Devices	Insulator - transmission	\$2,910.32	\$101.67	\$2,808.65
MTED - Dist Lines	MTED - Dist Lines	35610 - Overhd Conductr, Devices	Wire Fully Dressed	\$4,066.10	\$27.17	\$4,038.93
MTED - Dist Lines	MTED - Dist Lines	35610 - Overhd Conductr, Devices	Non-Unitized	\$4,709.33	\$96.57	\$4,612.76
MTED - Dist Lines	MTED - Dist Lines	35610 - Overhd Conductr, Devices	Arrester, Lightning Mass	\$5,093.42	\$540.13	\$4,553.29
MTED - Dist Lines	MTED - Dist Lines	35610 - Overhd Conductr, Devices	Wire Fully Dressed	\$7,368.89	\$368.04	\$7,000.85
MTED - Dist Lines	MTED - Dist Lines	35610 - Overhd Conductr, Devices	Insulator - transmission	\$8,115.26	\$166.42	\$7,948.84
MTED - Dist Lines	MTED - Dist Lines	35610 - Overhd Conductr, Devices	Grounding (Towers & Static Wire)	\$11,056.06	\$386.22	\$10,669.84
MTED - Dist Lines	MTED - Dist Lines	35610 - Overhd Conductr, Devices	Insulator - transmission	\$11,135.24	\$74.40	\$11,060.84
MTED - Dist Lines	MTED - Dist Lines	35610 - Overhd Conductr, Devices	Insulator - transmission	\$19,096.62	\$953.78	\$18,142.84
MTED - Dist Lines	MTED - Dist Lines	35610 - Overhd Conductr, Devices	Switch - Mass	\$22,579.61	\$1,728.61	\$20,851.00
MTED - Dist Lines	MTED - Dist Lines	35610 - Overhd Conductr, Devices	Wire Fully Dressed	\$37,207.56	\$763.00	\$36,444.56
MTED - Dist Lines	MTED - Dist Lines	35610 - Overhd Conductr, Devices	Non-Unitized	\$158,521.13	\$1,059.24	\$157,461.89
	MTED - Dist Lines Total			\$282,713.08	\$5,788.47	\$276,924.61
MTED - Unspecified	MTED - Unspecified	35610 - Overhd Conductr, Devices	Wire Fully Dressed	(\$174,489.00)	(\$49,936.66)	(\$124,552.34)
MTED - Unspecified	MTED - Unspecified	35610 - Overhd Conductr, Devices	Non-Unitized	(\$6,390.77)	(\$737.67)	(\$5,653.10)
MTED - Unspecified	MTED - Unspecified	35610 - Overhd Conductr, Devices	Non-Unitized	\$0.27	\$0.03	\$0.24
MTED - Unspecified	MTED - Unspecified	35610 - Overhd Conductr, Devices	Grounding (Towers & Static Wire)	\$9.67	\$0.33	\$9.34
MTED - Unspecified	MTED - Unspecified	35610 - Overhd Conductr, Devices	Transmission Shunt Splice	\$13.07	\$0.46	\$12.61
MTED - Unspecified	MTED - Unspecified	35610 - Overhd Conductr, Devices	Cutout	\$99.80	\$18.79	\$81.01
MTED - Unspecified	MTED - Unspecified	35610 - Overhd Conductr, Devices	Wire Fully Dressed	\$463.30	\$45.53	\$417.77
MTED - Unspecified	MTED - Unspecified	35610 - Overhd Conductr, Devices	Wire Fully Dressed	\$1,977.22	\$263.02	\$1,714.20
MTED - Unspecified	MTED - Unspecified	35610 - Overhd Conductr, Devices	Wire Fully Dressed	\$4,867.87	\$735.34	\$4,132.53
MTED - Unspecified	MTED - Unspecified	35610 - Overhd Conductr, Devices	Non-Unitized	\$7,205.56	\$472.14	\$6,733.42
MTED - Unspecified	MTED - Unspecified	35610 - Overhd Conductr, Devices	Non-Unitized	\$7,495.37	\$736.74	\$6,758.63
MTED - Unspecified	MTED - Unspecified	35610 - Overhd Conductr, Devices	Non-Unitized	\$8,162.61	\$407.68	\$7,754.93

Major Location	Asset Location	Utility Account	Asset Retirement Unit	Book Cost	Allocated Reserve	Net Book Value
MTED - Unspecified	MTED - Unspecified	35610 - Overhd Conductr, Devices	Wire Fully Dressed	\$9,798.75	\$1,844.86	\$7,953.89
MTED - Unspecified	MTED - Unspecified	35610 - Overhd Conductr, Devices	Grounding (Towers & Static Wire)	\$13,981.00	\$1,613.79	\$12,367.21
MTED - Unspecified	MTED - Unspecified	35610 - Overhd Conductr, Devices	Grounding (Towers & Static Wire)	\$23,077.68	\$473.24	\$22,604.44
MTED - Unspecified	MTED - Unspecified	35610 - Overhd Conductr, Devices	Grounding (Towers & Static Wire)	\$35,974.13	\$1,796.72	\$34,177.41
MTED - Unspecified	MTED - Unspecified	35610 - Overhd Conductr, Devices	Grounding (Towers & Static Wire)	\$36,368.26	\$243.02	\$36,125.24
MTED - Unspecified	MTED - Unspecified	35610 - Overhd Conductr, Devices	Wire Fully Dressed	\$42,036.68	\$4,852.20	\$37,184.48
MTED - Unspecified	MTED - Unspecified	35610 - Overhd Conductr, Devices	Wire Fully Dressed	\$44,541.76	\$1,555.99	\$42,985.77
MTED - Unspecified	MTED - Unspecified	35610 - Overhd Conductr, Devices	Insulator - transmission	\$47,049.94	\$2,349.90	\$44,700.04
MTED - Unspecified	MTED - Unspecified	35610 - Overhd Conductr, Devices	Insulator - transmission	\$54,936.94	\$1,919.12	\$53,017.82
MTED - Unspecified	MTED - Unspecified	35610 - Overhd Conductr, Devices	Insulator - transmission	\$79,218.68	\$1,624.50	\$77,594.18
MTED - Unspecified	MTED - Unspecified	35610 - Overhd Conductr, Devices	Non-Unitized	\$87,146.71	\$582.32	\$86,564.39
MTED - Unspecified	MTED - Unspecified	35610 - Overhd Conductr, Devices	Wire Fully Dressed	\$109,707.87	\$2,249.73	\$107,458.14
MTED - Unspecified	MTED - Unspecified	35610 - Overhd Conductr, Devices	Insulator - transmission	\$144,783.01	\$16,711.99	\$128,071.02
MTED - Unspecified	MTED - Unspecified	35610 - Overhd Conductr, Devices	Wire Fully Dressed	\$202,816.73	\$34,374.98	\$168,441.75
MTED - Unspecified	MTED - Unspecified	35610 - Overhd Conductr, Devices	Insulator - transmission	\$213,680.46	\$1,427.82	\$212,252.64
MTED - Unspecified	MTED - Unspecified	35610 - Overhd Conductr, Devices	Non-Unitized	\$537,852.37	\$11,029.49	\$526,822.88
MTED - Unspecified	MTED - Unspecified	35610 - Overhd Conductr, Devices	Unspecified	\$3,779,227.35	\$132,020.50	\$3,647,206.85
	MTED - Unspecified Total			\$5,311,613.29	\$168,675.90	\$5,142,937.39
MTED - TL 230KV	NORTH TEMPLE to HOSENSACK (1003)	35610 - Overhd Conductr, Devices	Grounding (Towers & Static Wire)	\$59.05	\$43.97	\$15.08
MTED - TL 230KV	NORTH TEMPLE to HOSENSACK (1003)	35610 - Overhd Conductr, Devices	Wire Fully Dressed	\$108.90	\$81.10	\$27.80
MTED - TL 230KV	NORTH TEMPLE to HOSENSACK (1003)	35610 - Overhd Conductr, Devices	Insulator - transmission	\$167.94	\$125.06	\$42.88
MTED - TL 230KV	NORTH TEMPLE to HOSENSACK (1003)	35610 - Overhd Conductr, Devices	Grounding (Towers & Static Wire)	\$347.82	\$193.53	\$154.29
MTED - TL 230KV	NORTH TEMPLE to HOSENSACK (1003)	35610 - Overhd Conductr, Devices	Wire Fully Dressed	\$2,557.35	\$1,422.93	\$1,134.42
MTED - TL 230KV	NORTH TEMPLE to HOSENSACK (1003)	35610 - Overhd Conductr, Devices	Insulator - transmission	\$2,905.17	\$1,616.47	\$1,288.70
MTED - TL 230KV	NORTH TEMPLE to HOSENSACK (1003)	35610 - Overhd Conductr, Devices	Grounding (Towers & Static Wire)	\$5,552.72	\$4,320.99	\$1,231.73
MTED - TL 230KV	NORTH TEMPLE to HOSENSACK (1003)	35610 - Overhd Conductr, Devices	Insulator - transmission	\$73,781.11	\$57,414.75	\$16,366.36
MTED - TL 230KV	NORTH TEMPLE to HOSENSACK (1003)	35610 - Overhd Conductr, Devices	Wire Fully Dressed	\$218,329.22	\$169,898.73	\$48,430.49
	NORTH TEMPLE to HOSENSACK (1003) Total			\$303,809.28	\$235,117.54	\$68,691.74
MTED - TL 230KV	NORTH TEMPLE to NORTHKILL (1071)	35610 - Overhd Conductr, Devices	Grounding (Towers & Static Wire)	\$1,948.65	\$1,451.15	\$497.50
MTED - TL 230KV	NORTH TEMPLE to NORTHKILL (1071)	35610 - Overhd Conductr, Devices	Wire Fully Dressed	\$7,378.04	\$3,289.66	\$4,088.38
MTED - TL 230KV	NORTH TEMPLE to NORTHKILL (1071)	35610 - Overhd Conductr, Devices	Grounding (Towers & Static Wire)	\$7,755.52	\$5,913.56	\$1,841.96
MTED - TL 230KV	NORTH TEMPLE to NORTHKILL (1071)	35610 - Overhd Conductr, Devices	Insulator - transmission	\$25,042.12	\$18,648.70	\$6,393.42
MTED - TL 230KV	NORTH TEMPLE to NORTHKILL (1071)	35610 - Overhd Conductr, Devices	Wire Fully Dressed	\$48,967.98	\$36,466.12	\$12,501.86
MTED - TL 230KV	NORTH TEMPLE to NORTHKILL (1071)	35610 - Overhd Conductr, Devices	Insulator - transmission	\$101,634.43	\$77,496.00	\$24,138.43
MTED - TL 230KV	NORTH TEMPLE to NORTHKILL (1071)	35610 - Overhd Conductr, Devices	Wire Fully Dressed	\$711,914.27	\$542,832.90	\$169,081.37
	NORTH TEMPLE to NORTHKILL (1071) Total			\$904,641.01	\$686,098.10	\$218,542.91
MTED - TL 230KV	NORTHWOOD to QUARRY (1012)	35610 - Overhd Conductr, Devices	Non-Unitized	(\$0.89)	(\$0.01)	(\$0.88)
MTED - TL 230KV	NORTHWOOD to QUARRY (1012)	35610 - Overhd Conductr, Devices	Fiber Optic Cable	\$422.11	\$48.72	\$373.39
MTED - TL 230KV	NORTHWOOD to QUARRY (1012)	35610 - Overhd Conductr, Devices	Grounding (Towers & Static Wire)	\$1,557.36	\$1,144.61	\$412.75
MTED - TL 230KV	NORTHWOOD to QUARRY (1012)	35610 - Overhd Conductr, Devices	Insulator - transmission	\$20,075.09	\$14,754.48	\$5,320.61
MTED - TL 230KV	NORTHWOOD to QUARRY (1012)	35610 - Overhd Conductr, Devices	Wire Fully Dressed	\$26,276.82	\$19,312.53	\$6,964.29
MTED - TL 230KV	NORTHWOOD to QUARRY (1012)	35610 - Overhd Conductr, Devices	Fiber Optic Cable	\$93,340.59	\$14,099.98	\$79,240.61
	NORTHWOOD to QUARRY (1012) Total			\$141,671.08	\$49,360.31	\$92,310.77
MTED - Trans Subs	PORTLAND SUB	35610 - Overhd Conductr, Devices	Non-Unitized	\$8,325.82	\$415.83	\$7,909.99
	PORTLAND SUB Total			\$8,325.82	\$415.83	\$7,909.99
MTED - TL 230KV	PORTLAND to MARTINS CREEK (1008)	35610 - Overhd Conductr, Devices	Non-Unitized	(\$1.88)	(\$0.01)	(\$1.87)
MTED - TL 230KV	PORTLAND to MARTINS CREEK (1008)	35610 - Overhd Conductr, Devices	Insulator - transmission	\$58.33	\$46.55	\$11.78

Major Location	Asset Location	Utility Account	Asset Retirement Unit	Book Cost	Allocated Reserve	Net Book Value
MTED - TL 230KV	PORTLAND to MARTINS CREEK (1008)	35610 - Overhd Conductr, Devices	Wire Fully Dressed	\$58.34	\$46.56	\$11.78
MTED - TL 230KV	PORTLAND to MARTINS CREEK (1008)	35610 - Overhd Conductr, Devices	Wire Fully Dressed	\$888.40	\$102.55	\$785.85
MTED - TL 230KV	PORTLAND to MARTINS CREEK (1008)	35610 - Overhd Conductr, Devices	Grounding (Towers & Static Wire)	\$1,761.11	\$1,236.87	\$524.24
MTED - TL 230KV	PORTLAND to MARTINS CREEK (1008)	35610 - Overhd Conductr, Devices	Insulator - transmission	\$23,205.35	\$16,297.72	\$6,907.63
MTED - TL 230KV	PORTLAND to MARTINS CREEK (1008)	35610 - Overhd Conductr, Devices	Wire Fully Dressed	\$57,676.65	\$11,961.15	\$45,715.50
MTED - TL 230KV	PORTLAND to MARTINS CREEK (1008)	35610 - Overhd Conductr, Devices	Wire Fully Dressed	\$323,549.17	\$227,236.97	\$96,312.20
	PORTLAND to MARTINS CREEK (1008) Total			\$407,195.47	\$256,928.35	\$150,267.12
MTED - TL 230KV	PORTLAND to NJ STATE LINE (KITTATINNY)	35610 - Overhd Conductr, Devices	Grounding (Towers & Static Wire)	\$126.54	\$101.70	\$24.84
MTED - TL 230KV	PORTLAND to NJ STATE LINE (KITTATINNY)	35610 - Overhd Conductr, Devices	Wire Fully Dressed	\$343.83	\$276.33	\$67.50
MTED - TL 230KV	PORTLAND to NJ STATE LINE (KITTATINNY)	35610 - Overhd Conductr, Devices	Wire Fully Dressed	\$4,084.65	\$471.48	\$3,613.17
MTED - TL 230KV	PORTLAND to NJ STATE LINE (KITTATINNY)	35610 - Overhd Conductr, Devices	Wire Fully Dressed	\$10,974.88	\$8,618.15	\$2,356.73
MTED - TL 230KV	PORTLAND to NJ STATE LINE (KITTATINNY)	35610 - Overhd Conductr, Devices	Switch - Mass	\$90,924.19	\$10,495.18	\$80,429.01
	PORTLAND to NJ STATE LINE (KITTATINNY) Total			\$106,454.09	\$19,962.84	\$86,491.25
MTED - TL 230KV	PORTLAND to NJ STATE LINE (WHIPPANY)	35610 - Overhd Conductr, Devices	Wire Fully Dressed	\$164.92	\$129.50	\$35.42
MTED - TL 230KV	PORTLAND to NJ STATE LINE (WHIPPANY)	35610 - Overhd Conductr, Devices	Wire Fully Dressed	\$17,729.24	\$14,248.82	\$3,480.42
	PORTLAND to NJ STATE LINE (WHIPPANY) Total			\$17,894.16	\$14,378.33	\$3,515.83
MTED - Dist Subs	ROUNDTOP SUB	35610 - Overhd Conductr, Devices	Insulator - transmission	\$7,277.37	\$254.22	\$7,023.15
	ROUNDTOP SUB Total			\$7,277.37	\$254.22	\$7,023.15
MTED - TL 230KV	SOUTH LEBANON to SOUTH READING (1074)	35610 - Overhd Conductr, Devices	Wire Fully Dressed	\$267.51	\$187.88	\$79.63
MTED - TL 230KV	SOUTH LEBANON to SOUTH READING (1074)	35610 - Overhd Conductr, Devices	Grounding (Towers & Static Wire)	\$4,848.99	\$4,052.36	\$796.63
MTED - TL 230KV	SOUTH LEBANON to SOUTH READING (1074)	35610 - Overhd Conductr, Devices	Insulator - transmission	\$62,088.97	\$51,888.60	\$10,200.37
MTED - TL 230KV	SOUTH LEBANON to SOUTH READING (1074)	35610 - Overhd Conductr, Devices	Insulator - transmission	\$66,167.19	\$3,304.71	\$62,862.48
MTED - TL 230KV	SOUTH LEBANON to SOUTH READING (1074)	35610 - Overhd Conductr, Devices	Wire Fully Dressed	\$80,710.76	\$4,031.08	\$76,679.68
MTED - TL 230KV	SOUTH LEBANON to SOUTH READING (1074)	35610 - Overhd Conductr, Devices	Wire Fully Dressed	\$148,692.24	\$110,730.11	\$37,962.13
MTED - TL 230KV	SOUTH LEBANON to SOUTH READING (1074)	35610 - Overhd Conductr, Devices	Wire Fully Dressed	\$183,398.95	\$74,570.16	\$108,828.79
MTED - TL 230KV	SOUTH LEBANON to SOUTH READING (1074)	35610 - Overhd Conductr, Devices	Wire Fully Dressed	\$238,789.52	\$199,559.64	\$39,229.88
	SOUTH LEBANON to SOUTH READING (1074) Total			\$784,964.13	\$448,324.54	\$336,639.59
MTED - TL 230KV	SPRINGFIELD to GILBERT (1015)	35610 - Overhd Conductr, Devices	Wire Fully Dressed	\$2,367.95	\$1,785.13	\$582.82
MTED - TL 230KV	SPRINGFIELD to GILBERT (1015)	35610 - Overhd Conductr, Devices	Grounding (Towers & Static Wire)	\$3,420.44	\$2,608.08	\$812.36
MTED - TL 230KV	SPRINGFIELD to GILBERT (1015)	35610 - Overhd Conductr, Devices	Wire Fully Dressed	\$32,708.76	\$13,299.41	\$19,409.35
MTED - TL 230KV	SPRINGFIELD to GILBERT (1015)	35610 - Overhd Conductr, Devices	Insulator - transmission	\$44,694.66	\$34,079.57	\$10,615.09
MTED - TL 230KV	SPRINGFIELD to GILBERT (1015)	35610 - Overhd Conductr, Devices	Wire Fully Dressed	\$278,090.28	\$212,043.16	\$66,047.12
	SPRINGFIELD to GILBERT (1015) Total			\$361,282.09	\$263,815.35	\$97,466.74
MTED - TL 500KV	TMI to HOSENSACK (5026)	35610 - Overhd Conductr, Devices	Wire Fully Dressed	\$223.53	\$128.17	\$95.36
MTED - TL 500KV	TMI to HOSENSACK (5026)	35610 - Overhd Conductr, Devices	Grounding (Towers & Static Wire)	\$247.89	\$66.00	\$181.89
MTED - TL 500KV	TMI to HOSENSACK (5026)	35610 - Overhd Conductr, Devices	Grounding (Towers & Static Wire)	\$279.03	\$79.86	\$199.17
MTED - TL 500KV	TMI to HOSENSACK (5026)	35610 - Overhd Conductr, Devices	Wire Fully Dressed	\$3,666.14	\$1,490.65	\$2,175.49
MTED - TL 500KV	TMI to HOSENSACK (5026)	35610 - Overhd Conductr, Devices	Wire Fully Dressed	\$6,363.37	\$2,837.25	\$3,526.12
MTED - TL 500KV	TMI to HOSENSACK (5026)	35610 - Overhd Conductr, Devices	Insulator - transmission	\$6,558.30	\$2,404.64	\$4,153.66
MTED - TL 500KV	TMI to HOSENSACK (5026)	35610 - Overhd Conductr, Devices	Wire Fully Dressed	\$7,223.18	\$3,496.98	\$3,726.20
MTED - TL 500KV	TMI to HOSENSACK (5026)	35610 - Overhd Conductr, Devices	Insulator - transmission	\$7,244.39	\$1,928.59	\$5,315.80
MTED - TL 500KV	TMI to HOSENSACK (5026)	35610 - Overhd Conductr, Devices	Insulator - transmission	\$7,970.85	\$2,281.16	\$5,689.69
MTED - TL 500KV	TMI to HOSENSACK (5026)	35610 - Overhd Conductr, Devices	Wire Fully Dressed	\$34,417.41	\$12,619.38	\$21,798.03
MTED - TL 500KV	TMI to HOSENSACK (5026)	35610 - Overhd Conductr, Devices	Wire Fully Dressed	\$36,278.48	\$9,658.00	\$26,620.48
MTED - TL 500KV	TMI to HOSENSACK (5026)	35610 - Overhd Conductr, Devices	Grounding (Towers & Static Wire)	\$37,496.02	\$25,409.35	\$12,086.67
MTED - TL 500KV	TMI to HOSENSACK (5026)	35610 - Overhd Conductr, Devices	Wire Fully Dressed	\$65,589.00	\$18,770.79	\$46,818.21
MTED - TL 500KV	TMI to HOSENSACK (5026)	35610 - Overhd Conductr, Devices	Wire Fully Dressed	\$704,027.23	\$159,653.02	\$544,374.21

Major Location	Asset Location	Utility Account	Asset Retirement Unit	Book Cost	Allocated Reserve	Net Book Value
MTED - TL 500KV	TMI to HOSENSACK (5026)	35610 - Overhd Conductr, Devices	Insulator - transmission	\$1,166,004.48	\$790,148.35	\$375,856.13
MTED - TL 500KV	TMI to HOSENSACK (5026)	35610 - Overhd Conductr, Devices	Wire Fully Dressed	\$4,871,607.40	\$3,301,267.40	\$1,570,340.00
	TMI to HOSENSACK (5026) Total			\$6,955,196.70	\$4,332,239.59	\$2,622,957.11
MTED - TL 230KV	TMI to JACKSON (1051)	35610 - Overhd Conductr, Devices	Grounding (Towers & Static Wire)	\$59.05	\$43.97	\$15.08
MTED - TL 230KV	TMI to JACKSON (1051)	35610 - Overhd Conductr, Devices	Grounding (Towers & Static Wire)	\$622.88	\$497.06	\$125.82
MTED - TL 230KV	TMI to JACKSON (1051)	35610 - Overhd Conductr, Devices	Insulator - transmission	\$758.85	\$565.11	\$193.74
MTED - TL 230KV	TMI to JACKSON (1051)	35610 - Overhd Conductr, Devices	Grounding (Towers & Static Wire)	\$2,011.59	\$1,478.44	\$533.15
MTED - TL 230KV	TMI to JACKSON (1051)	35610 - Overhd Conductr, Devices	Insulator - transmission	\$2,802.58	\$690.55	\$2,112.03
MTED - TL 230KV	TMI to JACKSON (1051)	35610 - Overhd Conductr, Devices	Wire Fully Dressed	\$3,792.33	\$934.42	\$2,857.91
MTED - TL 230KV	TMI to JACKSON (1051)	35610 - Overhd Conductr, Devices	Insulator - transmission	\$5,725.88	\$2,983.59	\$2,742.29
MTED - TL 230KV	TMI to JACKSON (1051)	35610 - Overhd Conductr, Devices	Wire Fully Dressed	\$7,922.33	\$1,796.55	\$6,125.78
MTED - TL 230KV	TMI to JACKSON (1051)	35610 - Overhd Conductr, Devices	Insulator - transmission	\$8,140.42	\$6,496.03	\$1,644.39
MTED - TL 230KV	TMI to JACKSON (1051)	35610 - Overhd Conductr, Devices	Grounding (Towers & Static Wire)	\$9,494.28	\$7,769.29	\$1,724.99
MTED - TL 230KV	TMI to JACKSON (1051)	35610 - Overhd Conductr, Devices	Wire Fully Dressed	\$15,672.29	\$12,506.44	\$3,165.85
MTED - TL 230KV	TMI to JACKSON (1051)	35610 - Overhd Conductr, Devices	Insulator - transmission	\$25,930.32	\$19,057.86	\$6,872.46
MTED - TL 230KV	TMI to JACKSON (1051)	35610 - Overhd Conductr, Devices	Wire Fully Dressed	\$38,358.30	\$19,285.98	\$19,072.32
MTED - TL 230KV	TMI to JACKSON (1051)	35610 - Overhd Conductr, Devices	Wire Fully Dressed	\$87,634.20	\$45,663.71	\$41,970.49
MTED - TL 230KV	TMI to JACKSON (1051)	35610 - Overhd Conductr, Devices	Wire Fully Dressed	\$93,692.55	\$69,772.21	\$23,920.34
MTED - TL 230KV	TMI to JACKSON (1051)	35610 - Overhd Conductr, Devices	Wire Fully Dressed	\$94,125.43	\$77,023.97	\$17,101.46
MTED - TL 230KV	TMI to JACKSON (1051)	35610 - Overhd Conductr, Devices	Insulator - transmission	\$103,619.71	\$84,793.25	\$18,826.46
MTED - TL 230KV	TMI to JACKSON (1051)	35610 - Overhd Conductr, Devices	Wire Fully Dressed	\$124,384.79	\$91,418.41	\$32,966.38
	TMI to JACKSON (1051) Total			\$624,747.78	\$442,776.84	\$181,970.94
MTED - TL 500KV	TMI to PEACHBOTTOM (5007)	35610 - Overhd Conductr, Devices	Grounding (Towers & Static Wire)	\$1,148.60	\$534.27	\$614.33
MTED - TL 500KV	TMI to PEACHBOTTOM (5007)	35610 - Overhd Conductr, Devices	Grounding (Towers & Static Wire)	\$3,409.18	\$2,627.11	\$782.07
MTED - TL 500KV	TMI to PEACHBOTTOM (5007)	35610 - Overhd Conductr, Devices	Wire Fully Dressed	\$3,480.58	\$2,108.88	\$1,371.70
MTED - TL 500KV	TMI to PEACHBOTTOM (5007)	35610 - Overhd Conductr, Devices	Wire Fully Dressed	\$16,855.33	\$7,840.25	\$9,015.08
MTED - TL 500KV	TMI to PEACHBOTTOM (5007)	35610 - Overhd Conductr, Devices	Insulator - transmission	\$18,003.92	\$8,374.52	\$9,629.40
MTED - TL 500KV	TMI to PEACHBOTTOM (5007)	35610 - Overhd Conductr, Devices	Insulator - transmission	\$106,022.42	\$81,700.77	\$24,321.65
MTED - TL 500KV	TMI to PEACHBOTTOM (5007)	35610 - Overhd Conductr, Devices	Wire Fully Dressed	\$876,611.73	\$675,516.15	\$201,095.58
	TMI to PEACHBOTTOM (5007) Total			\$1,025,531.76	\$778,701.96	\$246,829.80
MTED - TL 115KV	WESTERN 115 KV NETWORK	35610 - Overhd Conductr, Devices	Non-Unitized	(\$27.31)	(\$1.37)	(\$25.94)
MTED - TL 115KV	WESTERN 115 KV NETWORK	35610 - Overhd Conductr, Devices	Wire Fully Dressed	\$16.46	\$14.08	\$2.38
MTED - TL 115KV	WESTERN 115 KV NETWORK	35610 - Overhd Conductr, Devices	Grounding (Towers & Static Wire)	\$46.71	\$40.00	\$6.71
MTED - TL 115KV	WESTERN 115 KV NETWORK	35610 - Overhd Conductr, Devices	Insulator - transmission	\$51.73	\$43.23	\$8.50
MTED - TL 115KV	WESTERN 115 KV NETWORK	35610 - Overhd Conductr, Devices	Wire Fully Dressed	\$51.74	\$43.24	\$8.50
MTED - TL 115KV	WESTERN 115 KV NETWORK	35610 - Overhd Conductr, Devices	Grounding (Towers & Static Wire)	\$80.46	\$65.84	\$14.62
MTED - TL 115KV	WESTERN 115 KV NETWORK	35610 - Overhd Conductr, Devices	Insulator - transmission	\$81.93	\$69.48	\$12.45
MTED - TL 115KV	WESTERN 115 KV NETWORK	35610 - Overhd Conductr, Devices	Grounding (Towers & Static Wire)	\$83.06	\$68.31	\$14.75
MTED - TL 115KV	WESTERN 115 KV NETWORK	35610 - Overhd Conductr, Devices	Insulator - transmission	\$131.71	\$15.21	\$116.50
MTED - TL 115KV	WESTERN 115 KV NETWORK	35610 - Overhd Conductr, Devices	Wire Fully Dressed	\$137.66	\$112.65	\$25.01
MTED - TL 115KV	WESTERN 115 KV NETWORK	35610 - Overhd Conductr, Devices	Grounding (Towers & Static Wire)	\$168.72	\$135.60	\$33.12
MTED - TL 115KV	WESTERN 115 KV NETWORK	35610 - Overhd Conductr, Devices	Insulator - transmission	\$184.34	\$145.97	\$38.37
MTED - TL 115KV	WESTERN 115 KV NETWORK	35610 - Overhd Conductr, Devices	Wire Fully Dressed	\$204.25	\$58.46	\$145.79
MTED - TL 115KV	WESTERN 115 KV NETWORK	35610 - Overhd Conductr, Devices	Insulator - transmission	\$230.20	\$188.37	\$41.83
MTED - TL 115KV	WESTERN 115 KV NETWORK	35610 - Overhd Conductr, Devices	Grounding (Towers & Static Wire)	\$279.03	\$79.86	\$199.17
MTED - TL 115KV	WESTERN 115 KV NETWORK	35610 - Overhd Conductr, Devices	Grounding (Towers & Static Wire)	\$290.71	\$65.93	\$224.78
MTED - TL 115KV	WESTERN 115 KV NETWORK	35610 - Overhd Conductr, Devices	Insulator - transmission	\$374.53	\$308.03	\$66.50

Major Location	Asset Location	Utility Account	Asset Retirement Unit	Book Cost	Allocated Reserve	Net Book Value
MTED - TL 115KV	WESTERN 115 KV NETWORK	35610 - Overhd Conductr, Devices	Insulator - transmission	\$488.15	\$139.70	\$348.45
MTED - TL 115KV	WESTERN 115 KV NETWORK	35610 - Overhd Conductr, Devices	Switch - Mass	\$491.28	\$56.71	\$434.57
MTED - TL 115KV	WESTERN 115 KV NETWORK	35610 - Overhd Conductr, Devices	Wire Fully Dressed	\$493.35	\$396.50	\$96.85
MTED - TL 115KV	WESTERN 115 KV NETWORK	35610 - Overhd Conductr, Devices	Wire Fully Dressed	\$505.95	\$314.38	\$191.57
MTED - TL 115KV	WESTERN 115 KV NETWORK	35610 - Overhd Conductr, Devices	Insulator - transmission	\$516.27	\$320.79	\$195.48
MTED - TL 115KV	WESTERN 115 KV NETWORK	35610 - Overhd Conductr, Devices	Grounding (Towers & Static Wire)	\$703.42	\$106.26	\$597.16
MTED - TL 115KV	WESTERN 115 KV NETWORK	35610 - Overhd Conductr, Devices	Insulator - transmission	\$749.06	\$602.01	\$147.05
MTED - TL 115KV	WESTERN 115 KV NETWORK	35610 - Overhd Conductr, Devices	Insulator - transmission	\$1,199.66	\$272.05	\$927.61
MTED - TL 115KV	WESTERN 115 KV NETWORK	35610 - Overhd Conductr, Devices	Insulator - transmission	\$1,237.85	\$25.38	\$1,212.47
MTED - TL 115KV	WESTERN 115 KV NETWORK	35610 - Overhd Conductr, Devices	Wire Fully Dressed	\$1,250.87	\$1,060.79	\$190.08
MTED - TL 115KV	WESTERN 115 KV NETWORK	35610 - Overhd Conductr, Devices	Grounding (Towers & Static Wire)	\$1,409.46	\$516.79	\$892.67
MTED - TL 115KV	WESTERN 115 KV NETWORK	35610 - Overhd Conductr, Devices	Grounding (Towers & Static Wire)	\$1,483.52	\$30.42	\$1,453.10
MTED - TL 115KV	WESTERN 115 KV NETWORK	35610 - Overhd Conductr, Devices	Wire Fully Dressed	\$1,896.66	\$1,598.56	\$298.10
MTED - TL 115KV	WESTERN 115 KV NETWORK	35610 - Overhd Conductr, Devices	Grounding (Towers & Static Wire)	\$1,913.01	\$1,064.42	\$848.59
MTED - TL 115KV	WESTERN 115 KV NETWORK	35610 - Overhd Conductr, Devices	Wire Fully Dressed	\$2,022.60	\$1,506.21	\$516.39
MTED - TL 115KV	WESTERN 115 KV NETWORK	35610 - Overhd Conductr, Devices	Grounding (Towers & Static Wire)	\$2,361.80	\$1,979.95	\$381.85
MTED - TL 115KV	WESTERN 115 KV NETWORK	35610 - Overhd Conductr, Devices	Grounding (Towers & Static Wire)	\$2,421.05	\$1,802.94	\$618.11
MTED - TL 115KV	WESTERN 115 KV NETWORK	35610 - Overhd Conductr, Devices	Wire Fully Dressed	\$2,425.60	\$791.71	\$1,633.89
MTED - TL 115KV	WESTERN 115 KV NETWORK	35610 - Overhd Conductr, Devices	Grounding (Towers & Static Wire)	\$2,493.68	\$2,029.43	\$464.25
MTED - TL 115KV	WESTERN 115 KV NETWORK	35610 - Overhd Conductr, Devices	Grounding (Towers & Static Wire)	\$2,746.20	\$1,747.38	\$998.82
MTED - TL 115KV	WESTERN 115 KV NETWORK	35610 - Overhd Conductr, Devices	Grounding (Towers & Static Wire)	\$3,598.79	\$2,527.53	\$1,071.26
MTED - TL 115KV	WESTERN 115 KV NETWORK	35610 - Overhd Conductr, Devices	Wire Fully Dressed	\$3,799.69	\$3,152.53	\$647.16
MTED - TL 115KV	WESTERN 115 KV NETWORK	35610 - Overhd Conductr, Devices	Grounding (Towers & Static Wire)	\$3,846.96	\$3,203.88	\$643.08
MTED - TL 115KV	WESTERN 115 KV NETWORK	35610 - Overhd Conductr, Devices	Grounding (Towers & Static Wire)	\$4,251.52	\$3,241.77	\$1,009.75
MTED - TL 115KV	WESTERN 115 KV NETWORK	35610 - Overhd Conductr, Devices	Grounding (Towers & Static Wire)	\$4,374.16	\$3,538.52	\$835.64
MTED - TL 115KV	WESTERN 115 KV NETWORK	35610 - Overhd Conductr, Devices	Insulator - transmission	\$4,588.43	\$3,416.97	\$1,171.46
MTED - TL 115KV	WESTERN 115 KV NETWORK	35610 - Overhd Conductr, Devices	Grounding (Towers & Static Wire)	\$4,874.03	\$2,875.23	\$1,998.80
MTED - TL 115KV	WESTERN 115 KV NETWORK	35610 - Overhd Conductr, Devices	Grounding (Towers & Static Wire)	\$4,906.44	\$4,153.25	\$753.19
MTED - TL 115KV	WESTERN 115 KV NETWORK	35610 - Overhd Conductr, Devices	Wire Fully Dressed	\$4,942.35	\$1,911.17	\$3,031.18
MTED - TL 115KV	WESTERN 115 KV NETWORK	35610 - Overhd Conductr, Devices	Insulator - transmission	\$4,998.69	\$1,932.96	\$3,065.73
MTED - TL 115KV	WESTERN 115 KV NETWORK	35610 - Overhd Conductr, Devices	Grounding (Towers & Static Wire)	\$5,431.50	\$3,114.41	\$2,317.09
MTED - TL 115KV	WESTERN 115 KV NETWORK	35610 - Overhd Conductr, Devices	Grounding (Towers & Static Wire)	\$5,736.40	\$1,189.64	\$4,546.76
MTED - TL 115KV	WESTERN 115 KV NETWORK	35610 - Overhd Conductr, Devices	Insulator - transmission	\$5,916.39	\$2,169.29	\$3,747.10
MTED - TL 115KV	WESTERN 115 KV NETWORK	35610 - Overhd Conductr, Devices	Insulator - transmission	\$6,498.85	\$5,566.05	\$932.80
MTED - TL 115KV	WESTERN 115 KV NETWORK	35610 - Overhd Conductr, Devices	Grounding (Towers & Static Wire)	\$6,553.89	\$4,678.08	\$1,875.81
MTED - TL 115KV	WESTERN 115 KV NETWORK	35610 - Overhd Conductr, Devices	Grounding (Towers & Static Wire)	\$6,676.25	\$5,639.81	\$1,036.44
MTED - TL 115KV	WESTERN 115 KV NETWORK	35610 - Overhd Conductr, Devices	Grounding (Towers & Static Wire)	\$6,695.96	\$5,343.36	\$1,352.60
MTED - TL 115KV	WESTERN 115 KV NETWORK	35610 - Overhd Conductr, Devices	Grounding (Towers & Static Wire)	\$7,371.20	\$5,680.24	\$1,690.96
MTED - TL 115KV	WESTERN 115 KV NETWORK	35610 - Overhd Conductr, Devices	Insulator - transmission	\$7,724.66	\$4,298.08	\$3,426.58
MTED - TL 115KV	WESTERN 115 KV NETWORK	35610 - Overhd Conductr, Devices	Wire Fully Dressed	\$7,960.36	\$6,794.79	\$1,165.57
MTED - TL 115KV	WESTERN 115 KV NETWORK	35610 - Overhd Conductr, Devices	Grounding (Towers & Static Wire)	\$7,970.84	\$6,202.73	\$1,768.11
MTED - TL 115KV	WESTERN 115 KV NETWORK	35610 - Overhd Conductr, Devices	Grounding (Towers & Static Wire)	\$8,394.68	\$6,592.01	\$1,802.67
MTED - TL 115KV	WESTERN 115 KV NETWORK	35610 - Overhd Conductr, Devices	Wire Fully Dressed	\$8,504.35	\$1,928.54	\$6,575.81
MTED - TL 115KV	WESTERN 115 KV NETWORK	35610 - Overhd Conductr, Devices	Grounding (Towers & Static Wire)	\$8,526.60	\$5,885.77	\$2,640.83
MTED - TL 115KV	WESTERN 115 KV NETWORK	35610 - Overhd Conductr, Devices	Grounding (Towers & Static Wire)	\$8,715.72	\$4,219.57	\$4,496.15
MTED - TL 115KV	WESTERN 115 KV NETWORK	35610 - Overhd Conductr, Devices	Wire Fully Dressed	\$8,737.84	\$5,010.26	\$3,727.58
MTED - TL 115KV	WESTERN 115 KV NETWORK	35610 - Overhd Conductr, Devices	Grounding (Towers & Static Wire)	\$9,406.14	\$7,771.50	\$1,634.64

Major Location	Asset Location	Utility Account	Asset Retirement Unit	Book Cost	Allocated Reserve	Net Book Value
MTED - TL 115KV	WESTERN 115 KV NETWORK	35610 - Overhd Conductr, Devices	Grounding (Towers & Static Wire)	\$9,578.00	\$4,270.57	\$5,307.43
MTED - TL 115KV	WESTERN 115 KV NETWORK	35610 - Overhd Conductr, Devices	Insulator - transmission	\$10,192.26	\$8,544.41	\$1,647.85
MTED - TL 115KV	WESTERN 115 KV NETWORK	35610 - Overhd Conductr, Devices	Insulator - transmission	\$11,244.65	\$9,151.23	\$2,093.42
MTED - TL 115KV	WESTERN 115 KV NETWORK	35610 - Overhd Conductr, Devices	Wire Fully Dressed	\$11,259.98	\$1,700.93	\$9,559.05
MTED - TL 115KV	WESTERN 115 KV NETWORK	35610 - Overhd Conductr, Devices	Grounding (Towers & Static Wire)	\$11,300.40	\$8,519.07	\$2,781.33
MTED - TL 115KV	WESTERN 115 KV NETWORK	35610 - Overhd Conductr, Devices	Grounding (Towers & Static Wire)	\$11,306.24	\$8,193.19	\$3,113.05
MTED - TL 115KV	WESTERN 115 KV NETWORK	35610 - Overhd Conductr, Devices	Insulator - transmission	\$12,605.25	\$8,020.58	\$4,584.67
MTED - TL 115KV	WESTERN 115 KV NETWORK	35610 - Overhd Conductr, Devices	Wire Fully Dressed	\$12,732.52	\$7,084.50	\$5,648.02
MTED - TL 115KV	WESTERN 115 KV NETWORK	35610 - Overhd Conductr, Devices	Wire Fully Dressed	\$13,742.84	\$11,770.28	\$1,972.56
MTED - TL 115KV	WESTERN 115 KV NETWORK	35610 - Overhd Conductr, Devices	Grounding (Towers & Static Wire)	\$13,821.57	\$10,158.36	\$3,663.21
MTED - TL 115KV	WESTERN 115 KV NETWORK	35610 - Overhd Conductr, Devices	Insulator - transmission	\$14,413.34	\$8,264.58	\$6,148.76
MTED - TL 115KV	WESTERN 115 KV NETWORK	35610 - Overhd Conductr, Devices	Grounding (Towers & Static Wire)	\$14,483.20	\$9,623.24	\$4,859.96
MTED - TL 115KV	WESTERN 115 KV NETWORK	35610 - Overhd Conductr, Devices	Grounding (Towers & Static Wire)	\$14,958.23	\$7,520.77	\$7,437.46
MTED - TL 115KV	WESTERN 115 KV NETWORK	35610 - Overhd Conductr, Devices	Insulator - transmission	\$16,090.12	\$11,300.50	\$4,789.62
MTED - TL 115KV	WESTERN 115 KV NETWORK	35610 - Overhd Conductr, Devices	Wire Fully Dressed	\$16,379.32	\$6,659.85	\$9,719.47
MTED - TL 115KV	WESTERN 115 KV NETWORK	35610 - Overhd Conductr, Devices	Insulator - transmission	\$16,572.29	\$6,738.30	\$9,833.99
MTED - TL 115KV	WESTERN 115 KV NETWORK	35610 - Overhd Conductr, Devices	Insulator - transmission	\$17,041.08	\$14,192.40	\$2,848.68
MTED - TL 115KV	WESTERN 115 KV NETWORK	35610 - Overhd Conductr, Devices	Grounding (Towers & Static Wire)	\$17,345.79	\$9,038.40	\$8,307.39
MTED - TL 115KV	WESTERN 115 KV NETWORK	35610 - Overhd Conductr, Devices	Wire Fully Dressed	\$17,881.83	\$14,552.75	\$3,329.08
MTED - TL 115KV	WESTERN 115 KV NETWORK	35610 - Overhd Conductr, Devices	Wire Fully Dressed	\$18,116.08	\$15,187.13	\$2,928.95
MTED - TL 115KV	WESTERN 115 KV NETWORK	35610 - Overhd Conductr, Devices	Insulator - transmission	\$18,904.94	\$14,414.97	\$4,489.97
MTED - TL 115KV	WESTERN 115 KV NETWORK	35610 - Overhd Conductr, Devices	Insulator - transmission	\$19,908.57	\$16,105.24	\$3,803.33
MTED - TL 115KV	WESTERN 115 KV NETWORK	35610 - Overhd Conductr, Devices	Insulator - transmission	\$20,344.54	\$3,830.37	\$16,514.17
MTED - TL 115KV	WESTERN 115 KV NETWORK	35610 - Overhd Conductr, Devices	Grounding (Towers & Static Wire)	\$22,043.52	\$9,398.11	\$12,645.41
MTED - TL 115KV	WESTERN 115 KV NETWORK	35610 - Overhd Conductr, Devices	Insulator - transmission	\$22,081.62	\$18,691.85	\$3,389.77
MTED - TL 115KV	WESTERN 115 KV NETWORK	35610 - Overhd Conductr, Devices	Wire Fully Dressed	\$22,155.59	\$11,139.50	\$11,016.09
MTED - TL 115KV	WESTERN 115 KV NETWORK	35610 - Overhd Conductr, Devices	Grounding (Towers & Static Wire)	\$23,216.84	\$12,512.81	\$10,704.03
MTED - TL 115KV	WESTERN 115 KV NETWORK	35610 - Overhd Conductr, Devices	Insulator - transmission	\$23,817.71	\$4,939.38	\$18,878.33
MTED - TL 115KV	WESTERN 115 KV NETWORK	35610 - Overhd Conductr, Devices	Insulator - transmission	\$25,210.49	\$6,711.50	\$18,498.99
MTED - TL 115KV	WESTERN 115 KV NETWORK	35610 - Overhd Conductr, Devices	Insulator - transmission	\$25,585.02	\$15,092.81	\$10,492.21
MTED - TL 115KV	WESTERN 115 KV NETWORK	35610 - Overhd Conductr, Devices	Insulator - transmission	\$26,136.64	\$3,948.19	\$22,188.45
MTED - TL 115KV	WESTERN 115 KV NETWORK	35610 - Overhd Conductr, Devices	Wire Fully Dressed	\$26,719.59	\$21,975.20	\$4,744.39
MTED - TL 115KV	WESTERN 115 KV NETWORK	35610 - Overhd Conductr, Devices	Grounding (Towers & Static Wire)	\$28,715.00	\$13,356.78	\$15,358.22
MTED - TL 115KV	WESTERN 115 KV NETWORK	35610 - Overhd Conductr, Devices	Insulator - transmission	\$29,552.69	\$21,094.30	\$8,458.39
MTED - TL 115KV	WESTERN 115 KV NETWORK	35610 - Overhd Conductr, Devices	Insulator - transmission	\$29,635.60	\$23,649.12	\$5,986.48
MTED - TL 115KV	WESTERN 115 KV NETWORK	35610 - Overhd Conductr, Devices	Insulator - transmission	\$30,067.67	\$25,399.88	\$4,667.79
MTED - TL 115KV	WESTERN 115 KV NETWORK	35610 - Overhd Conductr, Devices	Insulator - transmission	\$33,170.21	\$25,560.93	\$7,609.28
MTED - TL 115KV	WESTERN 115 KV NETWORK	35610 - Overhd Conductr, Devices	Non-Unitized	\$34,314.16	\$229.29	\$34,084.87
MTED - TL 115KV	WESTERN 115 KV NETWORK	35610 - Overhd Conductr, Devices	Insulator - transmission	\$34,968.73	\$16,929.53	\$18,039.20
MTED - TL 115KV	WESTERN 115 KV NETWORK	35610 - Overhd Conductr, Devices	Wire Fully Dressed	\$35,036.24	\$29,657.80	\$5,378.44
MTED - TL 115KV	WESTERN 115 KV NETWORK	35610 - Overhd Conductr, Devices	Grounding (Towers & Static Wire)	\$35,042.34	\$12,143.80	\$22,898.54
MTED - TL 115KV	WESTERN 115 KV NETWORK	35610 - Overhd Conductr, Devices	Wire Fully Dressed	\$35,596.31	\$20,998.55	\$14,597.76
MTED - TL 115KV	WESTERN 115 KV NETWORK	35610 - Overhd Conductr, Devices	Insulator - transmission	\$35,937.24	\$27,965.53	\$7,971.71
MTED - TL 115KV	WESTERN 115 KV NETWORK	35610 - Overhd Conductr, Devices	Insulator - transmission	\$37,646.98	\$18,928.34	\$18,718.64
MTED - TL 115KV	WESTERN 115 KV NETWORK	35610 - Overhd Conductr, Devices	Insulator - transmission	\$37,850.85	\$29,722.79	\$8,128.06
MTED - TL 115KV	WESTERN 115 KV NETWORK	35610 - Overhd Conductr, Devices	Insulator - transmission	\$38,447.76	\$26,539.86	\$11,907.90
MTED - TL 115KV	WESTERN 115 KV NETWORK	35610 - Overhd Conductr, Devices	Insulator - transmission	\$38,857.40	\$17,325.44	\$21,531.96

Major Location	Asset Location	Utility Account	Asset Retirement Unit	Book Cost	Allocated Reserve	Net Book Value
MTED - TL 115KV	WESTERN 115 KV NETWORK	35610 - Overhd Conductr, Devices	Wire Fully Dressed	\$40,463.53	\$30,853.34	\$9,610.19
MTED - TL 115KV	WESTERN 115 KV NETWORK	35610 - Overhd Conductr, Devices	Wire Fully Dressed	\$40,469.99	\$33,436.96	\$7,033.03
MTED - TL 115KV	WESTERN 115 KV NETWORK	35610 - Overhd Conductr, Devices	Insulator - transmission	\$42,349.10	\$34,989.51	\$7,359.59
MTED - TL 115KV	WESTERN 115 KV NETWORK	35610 - Overhd Conductr, Devices	Insulator - transmission	\$50,467.80	\$36,572.01	\$13,895.79
MTED - TL 115KV	WESTERN 115 KV NETWORK	35610 - Overhd Conductr, Devices	Wire Fully Dressed	\$51,725.76	\$40,618.20	\$11,107.56
MTED - TL 115KV	WESTERN 115 KV NETWORK	35610 - Overhd Conductr, Devices	Wire Fully Dressed	\$52,383.06	\$43,626.43	\$8,756.63
MTED - TL 115KV	WESTERN 115 KV NETWORK	35610 - Overhd Conductr, Devices	Wire Fully Dressed	\$52,857.88	\$42,759.92	\$10,097.96
MTED - TL 115KV	WESTERN 115 KV NETWORK	35610 - Overhd Conductr, Devices	Insulator - transmission	\$55,950.17	\$42,179.36	\$13,770.81
MTED - TL 115KV	WESTERN 115 KV NETWORK	35610 - Overhd Conductr, Devices	Wire Fully Dressed	\$58,648.09	\$42,499.94	\$16,148.15
MTED - TL 115KV	WESTERN 115 KV NETWORK	35610 - Overhd Conductr, Devices	Insulator - transmission	\$60,359.66	\$44,362.21	\$15,997.45
MTED - TL 115KV	WESTERN 115 KV NETWORK	35610 - Overhd Conductr, Devices	Wire Fully Dressed	\$60,752.69	\$48,480.45	\$12,272.24
MTED - TL 115KV	WESTERN 115 KV NETWORK	35610 - Overhd Conductr, Devices	Insulator - transmission	\$64,582.87	\$42,911.54	\$21,671.33
MTED - TL 115KV	WESTERN 115 KV NETWORK	35610 - Overhd Conductr, Devices	Wire Fully Dressed	\$66,384.11	\$47,384.05	\$19,000.06
MTED - TL 115KV	WESTERN 115 KV NETWORK	35610 - Overhd Conductr, Devices	Wire Fully Dressed	\$69,573.53	\$53,613.29	\$15,960.24
MTED - TL 115KV	WESTERN 115 KV NETWORK	35610 - Overhd Conductr, Devices	Wire Fully Dressed	\$70,214.88	\$5,732.82	\$64,482.06
MTED - TL 115KV	WESTERN 115 KV NETWORK	35610 - Overhd Conductr, Devices	Insulator - transmission	\$70,442.69	\$36,705.70	\$33,736.99
MTED - TL 115KV	WESTERN 115 KV NETWORK	35610 - Overhd Conductr, Devices	Wire Fully Dressed	\$71,868.02	\$45,728.79	\$26,139.23
MTED - TL 115KV	WESTERN 115 KV NETWORK	35610 - Overhd Conductr, Devices	Wire Fully Dressed	\$86,473.63	\$23,020.87	\$63,452.76
MTED - TL 115KV	WESTERN 115 KV NETWORK	35610 - Overhd Conductr, Devices	Wire Fully Dressed	\$87,994.21	\$68,475.05	\$19,519.16
MTED - TL 115KV	WESTERN 115 KV NETWORK	35610 - Overhd Conductr, Devices	Insulator - transmission	\$90,085.96	\$38,407.58	\$51,678.38
MTED - TL 115KV	WESTERN 115 KV NETWORK	35610 - Overhd Conductr, Devices	Insulator - transmission	\$94,884.62	\$51,138.44	\$43,746.18
MTED - TL 115KV	WESTERN 115 KV NETWORK	35610 - Overhd Conductr, Devices	Switch - Mass	\$97,483.07	\$14,725.75	\$82,757.32
MTED - TL 115KV	WESTERN 115 KV NETWORK	35610 - Overhd Conductr, Devices	Wire Fully Dressed	\$114,347.82	\$84,041.59	\$30,306.23
MTED - TL 115KV	WESTERN 115 KV NETWORK	35610 - Overhd Conductr, Devices	Insulator - transmission	\$116,308.86	\$54,101.05	\$62,207.81
MTED - TL 115KV	WESTERN 115 KV NETWORK	35610 - Overhd Conductr, Devices	Wire Fully Dressed	\$119,106.36	\$89,791.16	\$29,315.20
MTED - TL 115KV	WESTERN 115 KV NETWORK	35610 - Overhd Conductr, Devices	Wire Fully Dressed	\$135,399.37	\$93,463.95	\$41,935.42
MTED - TL 115KV	WESTERN 115 KV NETWORK	35610 - Overhd Conductr, Devices	Insulator - transmission	\$145,071.52	\$50,274.03	\$94,797.49
MTED - TL 115KV	WESTERN 115 KV NETWORK	35610 - Overhd Conductr, Devices	Wire Fully Dressed	\$145,854.98	\$102,437.74	\$43,417.24
MTED - TL 115KV	WESTERN 115 KV NETWORK	35610 - Overhd Conductr, Devices	Wire Fully Dressed	\$148,712.54	\$71,996.71	\$76,715.83
MTED - TL 115KV	WESTERN 115 KV NETWORK	35610 - Overhd Conductr, Devices	Wire Fully Dressed	\$151,027.07	\$28,434.58	\$122,592.49
MTED - TL 115KV	WESTERN 115 KV NETWORK	35610 - Overhd Conductr, Devices	Wire Fully Dressed	\$155,448.39	\$103,286.37	\$52,162.02
MTED - TL 115KV	WESTERN 115 KV NETWORK	35610 - Overhd Conductr, Devices	Wire Fully Dressed	\$164,558.22	\$60,336.39	\$104,221.83
MTED - TL 115KV	WESTERN 115 KV NETWORK	35610 - Overhd Conductr, Devices	Wire Fully Dressed	\$165,777.89	\$140,042.07	\$25,735.82
MTED - TL 115KV	WESTERN 115 KV NETWORK	35610 - Overhd Conductr, Devices	Wire Fully Dressed	\$171,536.67	\$135,832.87	\$35,703.80
MTED - TL 115KV	WESTERN 115 KV NETWORK	35610 - Overhd Conductr, Devices	Wire Fully Dressed	\$208,074.77	\$43,151.15	\$164,923.62
MTED - TL 115KV	WESTERN 115 KV NETWORK	35610 - Overhd Conductr, Devices	Wire Fully Dressed	\$284,501.87	\$132,336.01	\$152,165.86
MTED - TL 115KV	WESTERN 115 KV NETWORK	35610 - Overhd Conductr, Devices	Wire Fully Dressed	\$319,013.57	\$31,356.44	\$287,657.13
MTED - TL 115KV	WESTERN 115 KV NETWORK	35610 - Overhd Conductr, Devices	Wire Fully Dressed	\$403,825.54	\$210,422.09	\$193,403.45
MTED - TL 115KV	WESTERN 115 KV NETWORK	35610 - Overhd Conductr, Devices	Wire Fully Dressed	\$532,670.05	\$237,502.93	\$295,167.12
MTED - TL 115KV	WESTERN 115 KV NETWORK	35610 - Overhd Conductr, Devices	Wire Fully Dressed	\$543,017.07	\$292,661.19	\$250,355.88
MTED - TL 115KV	WESTERN 115 KV NETWORK	35610 - Overhd Conductr, Devices	Wire Fully Dressed	\$559,956.71	\$194,051.03	\$365,905.68
MTED - TL 115KV	WESTERN 115 KV NETWORK	35610 - Overhd Conductr, Devices	Wire Fully Dressed	\$718,899.38	\$306,498.24	\$412,401.14
	WESTERN 115 KV NETWORK Total			\$8,013,751.27	\$4,088,845.93	\$3,924,905.34
MTED - Trans Subs	YORKANA SUB	35610 - Overhd Conductr, Devices	Insulator - transmission	\$10,922.49	\$72.99	\$10,849.50
MTED - Trans Subs	YORKANA SUB	35610 - Overhd Conductr, Devices	Wire Fully Dressed	\$19,607.87	\$131.02	\$19,476.85
	YORKANA SUB Total			\$30,530.36	\$204.01	\$30,326.35
		35610 - Overhd Conductr, Devices Total		\$70,126,923.52	\$29,666,185.80	\$40,460,737.72

Major Location	Asset Location	Utility Account	Asset Retirement Unit	Book Cost	Allocated Reserve	Net Book Value
MTED - TL 115KV	976 Carlisle Pike to Gardners 115 KV Line	35620 - Clearing, Grading of Land	Non-Unitized	\$182,425.00	\$1,158.33	\$181,266.67
MTED - TL 115KV	976 Carlisle Pike to Gardners 115 KV Line	35620 - Clearing, Grading of Land	Site Clearing	\$305,270.10	\$1,938.35	\$303,331.75
	976 Carlisle Pike to Gardners 115 KV Line Total			\$487,695.10	\$3,096.68	\$484,598.42
MTED - TL 500KV	ALBURTIS to BRANCHBURG (5016)	35620 - Clearing, Grading of Land	Non-Unitized	\$1,242.51	\$7.89	\$1,234.62
MTED - TL 500KV	ALBURTIS to BRANCHBURG (5016)	35620 - Clearing, Grading of Land	Site Clearing	\$2,079.22	\$13.20	\$2,066.02
MTED - TL 500KV	ALBURTIS to BRANCHBURG (5016)	35620 - Clearing, Grading of Land	Site Clearing	\$20,244.20	\$13,068.34	\$7,175.86
MTED - TL 500KV	ALBURTIS to BRANCHBURG (5016)	35620 - Clearing, Grading of Land	Site Clearing	\$20,509.49	\$9,058.67	\$11,450.82
	ALBURTIS to BRANCHBURG (5016) Total			\$44,075.42	\$22,148.10	\$21,927.32
MTED - TL 230KV	ALBURTIS to HOSENSACK (1073)	35620 - Clearing, Grading of Land	Non-Unitized	\$39,391.36	\$250.12	\$39,141.24
MTED - TL 230KV	ALBURTIS to HOSENSACK (1073)	35620 - Clearing, Grading of Land	Site Clearing	\$65,917.54	\$418.55	\$65,498.99
	ALBURTIS to HOSENSACK (1073) Total			\$105,308.90	\$668.67	\$104,640.23
MTED - TL 230KV	ALBURTIS to TWR 1071-91	35620 - Clearing, Grading of Land	Site Clearing	\$19,976.06	\$12,103.41	\$7,872.65
MTED - TL 230KV	ALBURTIS to TWR 1071-91	35620 - Clearing, Grading of Land	Site Clearing	\$22,135.82	\$4,835.77	\$17,300.05
MTED - TL 230KV	ALBURTIS to TWR 1071-91	35620 - Clearing, Grading of Land	Site Clearing	\$35,584.72	\$14,723.86	\$20,860.86
	ALBURTIS to TWR 1071-91 Total			\$77,696.60	\$31,663.04	\$46,033.56
MTED - TL 230KV	BERKS to SOUTH LEBANON (1074)	35620 - Clearing, Grading of Land	Non-Unitized	\$127,545.06	\$809.86	\$126,735.20
MTED - TL 230KV	BERKS to SOUTH LEBANON (1074)	35620 - Clearing, Grading of Land	Site Clearing	\$213,433.97	\$1,355.22	\$212,078.75
	BERKS to SOUTH LEBANON (1074) Total			\$340,979.03	\$2,165.08	\$338,813.95
MTED - TL 230KV	BRUNNER'S ISLAND to YORKANA (1055)	35620 - Clearing, Grading of Land	Site Clearing	\$53,220.40	\$33,656.83	\$19,563.57
	BRUNNER'S ISLAND to YORKANA (1055) Total			\$53,220.40	\$33,656.83	\$19,563.57
MTED - TL 500KV	CONEMAUGH to HUNTERSTOWN (5006)	35620 - Clearing, Grading of Land	Site Clearing	\$4,477.18	\$1,727.26	\$2,749.92
MTED - TL 500KV	CONEMAUGH to HUNTERSTOWN (5006)	35620 - Clearing, Grading of Land	Non-Unitized	\$21,379.74	\$135.75	\$21,243.99
MTED - TL 500KV	CONEMAUGH to HUNTERSTOWN (5006)	35620 - Clearing, Grading of Land	Site Clearing	\$35,776.79	\$227.17	\$35,549.62
	CONEMAUGH to HUNTERSTOWN (5006) Total			\$61,633.71	\$2,090.18	\$59,543.53
MTED - TL 230KV	COPPERSTONE to NORTH LEBANON (1094-1)	35620 - Clearing, Grading of Land	Site Clearing	\$8,487.88	\$5,029.29	\$3,458.59
MTED - TL 230KV	COPPERSTONE to NORTH LEBANON (1094-1)	35620 - Clearing, Grading of Land	Site Clearing	\$16,533.46	\$10,455.84	\$6,077.62
MTED - TL 230KV	COPPERSTONE to NORTH LEBANON (1094-1)	35620 - Clearing, Grading of Land	Site Clearing	\$36,030.96	\$228.78	\$35,802.18
	COPPERSTONE to NORTH LEBANON (1094-1) Total			\$61,052.30	\$15,713.91	\$45,338.39
MTED - TL 115KV	EASTERN 115 KV NETWORK	35620 - Clearing, Grading of Land	Site Clearing	\$1.48	\$0.59	\$0.89
MTED - TL 115KV	EASTERN 115 KV NETWORK	35620 - Clearing, Grading of Land	Site Clearing	\$371.26	\$174.31	\$196.95
MTED - TL 115KV	EASTERN 115 KV NETWORK	35620 - Clearing, Grading of Land	Site Clearing	\$2,327.42	\$2,196.03	\$131.39
MTED - TL 115KV	EASTERN 115 KV NETWORK	35620 - Clearing, Grading of Land	Site Clearing	\$16,386.10	\$4,032.86	\$12,353.24
MTED - TL 115KV	EASTERN 115 KV NETWORK	35620 - Clearing, Grading of Land	Site Clearing	\$31,892.62	\$24,978.68	\$6,913.94
MTED - TL 115KV	EASTERN 115 KV NETWORK	35620 - Clearing, Grading of Land	Site Clearing	\$65,709.71	\$63,785.42	\$1,924.29
MTED - TL 115KV	EASTERN 115 KV NETWORK	35620 - Clearing, Grading of Land	Site Clearing	\$77,668.41	\$59,904.52	\$17,763.89
	EASTERN 115 KV NETWORK Total			\$194,357.00	\$155,072.41	\$39,284.59
MTED - TL 69KV	ER Pa - TL 69KV (MTED)	35620 - Clearing, Grading of Land	Site Clearing	\$168.55	\$154.16	\$14.39
MTED - TL 69KV	ER Pa - TL 69KV (MTED)	35620 - Clearing, Grading of Land	Site Clearing	\$361.99	\$344.91	\$17.08
MTED - TL 69KV	ER Pa - TL 69KV (MTED)	35620 - Clearing, Grading of Land	Site Clearing	\$456.76	\$71.25	\$385.51
MTED - TL 69KV	ER Pa - TL 69KV (MTED)	35620 - Clearing, Grading of Land	Site Clearing	\$471.13	\$357.70	\$113.43
MTED - TL 69KV	ER Pa - TL 69KV (MTED)	35620 - Clearing, Grading of Land	Site Clearing	\$596.36	\$312.91	\$283.45
MTED - TL 69KV	ER Pa - TL 69KV (MTED)	35620 - Clearing, Grading of Land	Site Clearing	\$600.60	\$281.98	\$318.62
MTED - TL 69KV	ER Pa - TL 69KV (MTED)	35620 - Clearing, Grading of Land	Site Clearing	\$645.78	\$212.96	\$432.82
MTED - TL 69KV	ER Pa - TL 69KV (MTED)	35620 - Clearing, Grading of Land	Site Clearing	\$1,280.60	\$618.98	\$661.62
MTED - TL 69KV	ER Pa - TL 69KV (MTED)	35620 - Clearing, Grading of Land	Site Clearing	\$1,377.36	\$531.37	\$845.99
MTED - TL 69KV	ER Pa - TL 69KV (MTED)	35620 - Clearing, Grading of Land	Site Clearing	\$1,420.23	\$1,043.50	\$376.73
MTED - TL 69KV	ER Pa - TL 69KV (MTED)	35620 - Clearing, Grading of Land	Site Clearing	\$1,921.27	\$1,240.25	\$681.02

Major Location	Asset Location	Utility Account	Asset Retirement Unit	Book Cost	Allocated Reserve	Net Book Value
MTED - TL 69KV	ER Pa - TL 69KV (MTED)	35620 - Clearing, Grading of Land	Site Clearing	\$2,267.94	\$779.67	\$1,488.27
MTED - TL 69KV	ER Pa - TL 69KV (MTED)	35620 - Clearing, Grading of Land	Site Clearing	\$2,454.17	\$1,892.87	\$561.30
MTED - TL 69KV	ER Pa - TL 69KV (MTED)	35620 - Clearing, Grading of Land	Site Clearing	\$2,591.66	\$2,120.41	\$471.25
MTED - TL 69KV	ER Pa - TL 69KV (MTED)	35620 - Clearing, Grading of Land	Site Clearing	\$2,652.65	\$2,344.87	\$307.78
MTED - TL 69KV	ER Pa - TL 69KV (MTED)	35620 - Clearing, Grading of Land	Site Clearing	\$3,174.22	\$1,965.45	\$1,208.77
MTED - TL 69KV	ER Pa - TL 69KV (MTED)	35620 - Clearing, Grading of Land	Site Clearing	\$3,637.05	\$1,148.53	\$2,488.52
MTED - TL 69KV	ER Pa - TL 69KV (MTED)	35620 - Clearing, Grading of Land	Site Clearing	\$3,641.23	\$1,608.27	\$2,032.96
MTED - TL 69KV	ER Pa - TL 69KV (MTED)	35620 - Clearing, Grading of Land	Site Clearing	\$3,935.15	\$2,010.69	\$1,924.46
MTED - TL 69KV	ER Pa - TL 69KV (MTED)	35620 - Clearing, Grading of Land	Site Clearing	\$4,017.32	\$3,752.54	\$264.78
MTED - TL 69KV	ER Pa - TL 69KV (MTED)	35620 - Clearing, Grading of Land	Site Clearing	\$4,229.63	\$3,362.57	\$867.06
MTED - TL 69KV	ER Pa - TL 69KV (MTED)	35620 - Clearing, Grading of Land	Site Clearing	\$4,908.77	\$3,545.68	\$1,363.09
MTED - TL 69KV	ER Pa - TL 69KV (MTED)	35620 - Clearing, Grading of Land	Site Clearing	\$5,063.80	\$3,334.90	\$1,728.90
MTED - TL 69KV	ER Pa - TL 69KV (MTED)	35620 - Clearing, Grading of Land	Site Clearing	\$5,594.72	\$3,757.01	\$1,837.71
MTED - TL 69KV	ER Pa - TL 69KV (MTED)	35620 - Clearing, Grading of Land	Site Clearing	\$5,607.18	\$4,837.22	\$769.96
MTED - TL 69KV	ER Pa - TL 69KV (MTED)	35620 - Clearing, Grading of Land	Site Clearing	\$5,998.06	\$1,810.26	\$4,187.80
MTED - TL 69KV	ER Pa - TL 69KV (MTED)	35620 - Clearing, Grading of Land	Site Clearing	\$6,091.94	\$4,771.28	\$1,320.66
MTED - TL 69KV	ER Pa - TL 69KV (MTED)	35620 - Clearing, Grading of Land	Site Clearing	\$6,385.73	\$2,909.36	\$3,476.37
MTED - TL 69KV	ER Pa - TL 69KV (MTED)	35620 - Clearing, Grading of Land	Site Clearing	\$8,472.83	\$4,561.57	\$3,911.26
MTED - TL 69KV	ER Pa - TL 69KV (MTED)	35620 - Clearing, Grading of Land	Site Clearing	\$9,632.80	\$8,205.12	\$1,427.68
MTED - TL 69KV	ER Pa - TL 69KV (MTED)	35620 - Clearing, Grading of Land	Site Clearing	\$9,690.60	\$9,143.55	\$547.05
MTED - TL 69KV	ER Pa - TL 69KV (MTED)	35620 - Clearing, Grading of Land	Site Clearing	\$10,240.25	\$8,609.34	\$1,630.91
MTED - TL 69KV	ER Pa - TL 69KV (MTED)	35620 - Clearing, Grading of Land	Site Clearing	\$10,501.13	\$7,453.48	\$3,047.65
MTED - TL 69KV	ER Pa - TL 69KV (MTED)	35620 - Clearing, Grading of Land	Site Clearing	\$12,993.72	\$8,892.64	\$4,101.08
MTED - TL 69KV	ER Pa - TL 69KV (MTED)	35620 - Clearing, Grading of Land	Site Clearing	\$15,248.59	\$4,176.72	\$11,071.87
MTED - TL 69KV	ER Pa - TL 69KV (MTED)	35620 - Clearing, Grading of Land	Site Clearing	\$16,021.32	\$5,732.15	\$10,289.17
MTED - TL 69KV	ER Pa - TL 69KV (MTED)	35620 - Clearing, Grading of Land	Site Clearing	\$16,666.90	\$6,196.57	\$10,470.33
MTED - TL 69KV	ER Pa - TL 69KV (MTED)	35620 - Clearing, Grading of Land	Site Clearing	\$17,407.66	\$14,041.99	\$3,365.67
MTED - TL 69KV	ER Pa - TL 69KV (MTED)	35620 - Clearing, Grading of Land	Site Clearing	\$19,282.31	\$5,013.33	\$14,268.98
MTED - TL 69KV	ER Pa - TL 69KV (MTED)	35620 - Clearing, Grading of Land	Site Clearing	\$20,103.34	\$15,018.10	\$5,085.24
MTED - TL 69KV	ER Pa - TL 69KV (MTED)	35620 - Clearing, Grading of Land	Site Clearing	\$20,200.79	\$12,239.58	\$7,961.21
MTED - TL 69KV	ER Pa - TL 69KV (MTED)	35620 - Clearing, Grading of Land	Non-Unitized	\$20,917.65	\$707.01	\$20,210.64
MTED - TL 69KV	ER Pa - TL 69KV (MTED)	35620 - Clearing, Grading of Land	Site Clearing	\$20,993.16	\$19,406.87	\$1,586.29
MTED - TL 69KV	ER Pa - TL 69KV (MTED)	35620 - Clearing, Grading of Land	Site Clearing	\$25,584.38	\$14,815.53	\$10,768.85
MTED - TL 69KV	ER Pa - TL 69KV (MTED)	35620 - Clearing, Grading of Land	Site Clearing	\$25,890.93	\$21,477.21	\$4,413.72
MTED - TL 69KV	ER Pa - TL 69KV (MTED)	35620 - Clearing, Grading of Land	Site Clearing	\$29,963.48	\$20,888.50	\$9,074.98
MTED - TL 69KV	ER Pa - TL 69KV (MTED)	35620 - Clearing, Grading of Land	Site Clearing	\$32,045.34	\$27,988.76	\$4,056.58
MTED - TL 69KV	ER Pa - TL 69KV (MTED)	35620 - Clearing, Grading of Land	Site Clearing	\$32,115.24	\$19,029.12	\$13,086.12
MTED - TL 69KV	ER Pa - TL 69KV (MTED)	35620 - Clearing, Grading of Land	Site Clearing	\$34,212.71	\$13,677.78	\$20,534.93
MTED - TL 69KV	ER Pa - TL 69KV (MTED)	35620 - Clearing, Grading of Land	Site Clearing	\$37,865.68	\$23,946.44	\$13,919.24
MTED - TL 69KV	ER Pa - TL 69KV (MTED)	35620 - Clearing, Grading of Land	Site Clearing	\$39,893.81	\$22,021.60	\$17,872.21
MTED - TL 69KV	ER Pa - TL 69KV (MTED)	35620 - Clearing, Grading of Land	Site Clearing	\$55,423.13	\$31,346.02	\$24,077.11
MTED - TL 69KV	ER Pa - TL 69KV (MTED)	35620 - Clearing, Grading of Land	Site Clearing	\$59,111.16	\$6,912.44	\$52,198.72
MTED - TL 69KV	ER Pa - TL 69KV (MTED)	35620 - Clearing, Grading of Land	Site Clearing	\$61,463.49	\$26,290.14	\$35,173.35
MTED - TL 69KV	ER Pa - TL 69KV (MTED)	35620 - Clearing, Grading of Land	Site Clearing	\$78,132.90	\$75,844.80	\$2,288.10
MTED - TL 69KV	ER Pa - TL 69KV (MTED)	35620 - Clearing, Grading of Land	Site Clearing	\$82,541.34	\$20,314.63	\$62,226.71
MTED - TL 69KV	ER Pa - TL 69KV (MTED)	35620 - Clearing, Grading of Land	Non-Unitized	\$85,955.24	\$1,646.88	\$84,308.36
MTED - TL 69KV	ER Pa - TL 69KV (MTED)	35620 - Clearing, Grading of Land	Site Clearing	\$98,194.93	\$13,361.21	\$84,833.72

Major Location	Asset Location	Utility Account	Asset Retirement Unit	Book Cost	Allocated Reserve	Net Book Value
MTED - TL 69KV	ER Pa - TL 69KV (MTED)	35620 - Clearing, Grading of Land	Site Clearing	\$98,864.17	\$21,597.76	\$77,266.41
MTED - TL 69KV	ER Pa - TL 69KV (MTED)	35620 - Clearing, Grading of Land	Site Clearing	\$140,154.94	\$40,343.20	\$99,811.74
MTED - TL 69KV	ER Pa - TL 69KV (MTED)	35620 - Clearing, Grading of Land	Site Clearing	\$259,725.36	\$53,164.12	\$206,561.24
MTED - TL 69KV	ER Pa - TL 69KV (MTED)	35620 - Clearing, Grading of Land	Site Clearing	\$261,029.37	\$12,719.90	\$248,309.47
MTED - TL 69KV	ER Pa - TL 69KV (MTED)	35620 - Clearing, Grading of Land	Site Clearing	\$299,285.18	\$10,015.25	\$289,269.93
MTED - TL 69KV	ER Pa - TL 69KV (MTED)	35620 - Clearing, Grading of Land	Non-Unitized	\$405,984.34	\$2,574.05	\$403,410.29
MTED - TL 69KV	ER Pa - TL 69KV (MTED)	35620 - Clearing, Grading of Land	Site Clearing	\$602,769.54	\$59,452.04	\$543,317.50
MTED - TL 69KV	ER Pa - TL 69KV (MTED)	35620 - Clearing, Grading of Land	Site Clearing	\$605,151.84	\$3,842.48	\$601,309.36
MTED - TL 69KV	ER Pa - TL 69KV (MTED)	35620 - Clearing, Grading of Land	Site Clearing	\$904,849.90	\$57,950.28	\$846,899.62
MTED - TL 69KV	ER Pa - TL 69KV (MTED)	35620 - Clearing, Grading of Land	Site Clearing	\$1,575,254.93	\$127,568.58	\$1,447,686.35
MTED - TL 69KV	ER Pa - TL 69KV (MTED)	35620 - Clearing, Grading of Land	Site Clearing	\$6,498,686.41	\$127,722.26	\$6,370,964.15
	ER Pa - TL 69KV (MTED) Total			\$12,740,074.64	\$1,037,030.55	\$11,703,044.09
MTED - TL 138KV	GERMANTOWN PA to MARYLAND STATE LINE	35620 - Clearing, Grading of Land	Site Clearing	\$3,620.56	\$2,615.19	\$1,005.37
MTED - TL 138KV	GERMANTOWN PA to MARYLAND STATE LINE	35620 - Clearing, Grading of Land	Non-Unitized	\$7,371.40	\$46.81	\$7,324.59
MTED - TL 138KV	GERMANTOWN PA to MARYLAND STATE LINE	35620 - Clearing, Grading of Land	Site Clearing	\$12,335.33	\$78.32	\$12,257.01
	GERMANTOWN PA to MARYLAND STATE LINE Total			\$23,327.29	\$2,740.32	\$20,586.97
MTED - TL 230KV	HOSENSACK to SOUTH READING (1006)	35620 - Clearing, Grading of Land	Site Clearing	\$852.79	\$482.32	\$370.47
MTED - TL 230KV	HOSENSACK to SOUTH READING (1006)	35620 - Clearing, Grading of Land	Site Clearing	\$167,438.07	\$136,991.94	\$30,446.13
	HOSENSACK to SOUTH READING (1006) Total			\$168,290.86	\$137,474.26	\$30,816.60
MTED - TL 230KV	HOSENSAK to SPRINGFIELD (HS)	35620 - Clearing, Grading of Land	Site Clearing	\$4,788.10	\$3,028.02	\$1,760.08
MTED - TL 230KV	HOSENSAK to SPRINGFIELD (HS)	35620 - Clearing, Grading of Land	Site Clearing	\$10,101.69	\$4,461.73	\$5,639.96
MTED - TL 230KV	HOSENSAK to SPRINGFIELD (HS)	35620 - Clearing, Grading of Land	Site Clearing	\$108,778.54	\$88,998.77	\$19,779.77
MTED - TL 230KV	HOSENSAK to SPRINGFIELD (HS)	35620 - Clearing, Grading of Land	Non-Unitized	\$191,923.04	\$1,218.64	\$190,704.40
MTED - TL 230KV	HOSENSAK to SPRINGFIELD (HS)	35620 - Clearing, Grading of Land	Site Clearing	\$321,164.12	\$2,039.27	\$319,124.85
	HOSENSAK to SPRINGFIELD (HS) Total			\$636,755.49	\$99,746.43	\$537,009.06
MTED - TL 230KV	HUMMELSTOWN to DAUPHIN (1097)	35620 - Clearing, Grading of Land	Non-Unitized	\$36,935.45	\$234.53	\$36,700.92
MTED - TL 230KV	HUMMELSTOWN to DAUPHIN (1097)	35620 - Clearing, Grading of Land	Site Clearing	\$61,807.82	\$392.46	\$61,415.36
	HUMMELSTOWN to DAUPHIN (1097) Total			\$98,743.27	\$626.99	\$98,116.28
MTED - TL 230KV	HUMMELSTOWN to MIDDLETOWN JCT (1002)	35620 - Clearing, Grading of Land	Site Clearing	\$219,706.33	\$177,227.39	\$42,478.94
	HUMMELSTOWN to MIDDLETOWN JCT (1002) Total			\$219,706.33	\$177,227.39	\$42,478.94
MTED - TL 500KV	HUNTERSTOWN TO CONASTONE (5013)	35620 - Clearing, Grading of Land	Site Clearing	\$4,477.17	\$1,727.25	\$2,749.92
MTED - TL 500KV	HUNTERSTOWN TO CONASTONE (5013)	35620 - Clearing, Grading of Land	Site Clearing	\$11,038.88	\$6,688.41	\$4,350.47
MTED - TL 500KV	HUNTERSTOWN TO CONASTONE (5013)	35620 - Clearing, Grading of Land	Non-Unitized	\$26,894.52	\$170.77	\$26,723.75
MTED - TL 500KV	HUNTERSTOWN TO CONASTONE (5013)	35620 - Clearing, Grading of Land	Site Clearing	\$45,005.28	\$285.77	\$44,719.51
	HUNTERSTOWN TO CONASTONE (5013) Total			\$87,415.85	\$8,872.20	\$78,543.65
MTED - TL 230KV	HUNTERSTOWN to JACKSON (1053)	35620 - Clearing, Grading of Land	Non-Unitized	\$23,799.65	\$151.12	\$23,648.53
MTED - TL 230KV	HUNTERSTOWN to JACKSON (1053)	35620 - Clearing, Grading of Land	Site Clearing	\$39,826.31	\$252.88	\$39,573.43
MTED - TL 230KV	HUNTERSTOWN to JACKSON (1053)	35620 - Clearing, Grading of Land	Site Clearing	\$112,169.16	\$44,843.70	\$67,325.46
	HUNTERSTOWN to JACKSON (1053) Total			\$175,795.12	\$45,247.70	\$130,547.42
MTED - TL 230KV	JACKSON to YORKANA (1052)	35620 - Clearing, Grading of Land	Site Clearing	\$58,297.56	\$32,971.73	\$25,325.83
MTED - TL 230KV	JACKSON to YORKANA (1052)	35620 - Clearing, Grading of Land	Non-Unitized	\$300,997.48	\$1,911.22	\$299,086.26
MTED - TL 230KV	JACKSON to YORKANA (1052)	35620 - Clearing, Grading of Land	Site Clearing	\$503,689.35	\$3,198.24	\$500,491.11
	JACKSON to YORKANA (1052) Total			\$862,984.39	\$38,081.19	\$824,903.20
MTED - TL 500KV	JUNIATA to ALBERTS (5009)	35620 - Clearing, Grading of Land	Non-Unitized	\$2,276.15	\$14.45	\$2,261.70
MTED - TL 500KV	JUNIATA to ALBERTS (5009)	35620 - Clearing, Grading of Land	Site Clearing	\$3,808.92	\$24.19	\$3,784.73
MTED - TL 500KV	JUNIATA to ALBERTS (5009)	35620 - Clearing, Grading of Land	Site Clearing	\$81,644.20	\$17,835.91	\$63,808.29
MTED - TL 500KV	JUNIATA to ALBERTS (5009)	35620 - Clearing, Grading of Land	Site Clearing	\$261,751.54	\$168,969.84	\$92,781.70

Major Location	Asset Location	Utility Account	Asset Retirement Unit	Book Cost	Allocated Reserve	Net Book Value
	JUNIATA to ALBERTS (5009) Total			\$349,480.81	\$186,844.39	\$162,636.42
MTED - TL 230KV	JUNIATA to DAUPHIN (1087)	35620 - Clearing, Grading of Land	Non-Unitized	\$40,045.82	\$254.28	\$39,791.54
MTED - TL 230KV	JUNIATA to DAUPHIN (1087)	35620 - Clearing, Grading of Land	Site Clearing	\$67,012.72	\$425.51	\$66,587.21
	JUNIATA to DAUPHIN (1087) Total			\$107,058.54	\$679.79	\$106,378.75
MTED - TL 230KV	JUNIATA to HUMELSTOWN TAP to DAPHIN SUB (1087)	35620 - Clearing, Grading of Land	Site Clearing	\$12,687.94	\$7,347.39	\$5,340.55
	JUNIATA to HUMELSTOWN TAP to DAPHIN SUB (1087) Total			\$12,687.94	\$7,347.39	\$5,340.55
MTED - TL 500KV	JUNIATA to TMI (5008)	35620 - Clearing, Grading of Land	Site Clearing	\$52,657.31	\$27,628.84	\$25,028.47
MTED - TL 500KV	JUNIATA to TMI (5008)	35620 - Clearing, Grading of Land	Site Clearing	\$85,268.87	\$55,044.06	\$30,224.81
	JUNIATA to TMI (5008) Total			\$137,926.18	\$82,672.90	\$55,253.28
MTED - TL 115KV	LEBANON 115 KV NETWORK	35620 - Clearing, Grading of Land	Site Clearing	\$236.06	\$170.51	\$65.55
MTED - TL 115KV	LEBANON 115 KV NETWORK	35620 - Clearing, Grading of Land	Site Clearing	\$3,462.96	\$2,586.99	\$875.97
MTED - TL 115KV	LEBANON 115 KV NETWORK	35620 - Clearing, Grading of Land	Site Clearing	\$12,421.20	\$10,580.25	\$1,840.95
MTED - TL 115KV	LEBANON 115 KV NETWORK	35620 - Clearing, Grading of Land	Site Clearing	\$40,236.49	\$39,058.18	\$1,178.31
	LEBANON 115 KV NETWORK Total			\$56,356.71	\$52,395.93	\$3,960.78
MTED - TL 230KV	LYONS to NORTH TEMPLE (1031)	35620 - Clearing, Grading of Land	Non-Unitized	\$1,909.41	\$12.12	\$1,897.29
MTED - TL 230KV	LYONS to NORTH TEMPLE (1031)	35620 - Clearing, Grading of Land	Site Clearing	\$3,195.26	\$20.29	\$3,174.97
	LYONS to NORTH TEMPLE (1031) Total			\$5,104.67	\$32.41	\$5,072.26
MTED - TL 230KV	MIDDLETOWN JCT to N. LEBANON	35620 - Clearing, Grading of Land	Site Clearing	\$3,182.52	\$1,885.73	\$1,296.79
MTED - TL 230KV	MIDDLETOWN JCT to N. LEBANON	35620 - Clearing, Grading of Land	Site Clearing	\$6,199.19	\$3,920.40	\$2,278.79
MTED - TL 230KV	MIDDLETOWN JCT to N. LEBANON	35620 - Clearing, Grading of Land	Site Clearing	\$13,509.75	\$85.78	\$13,423.97
MTED - TL 230KV	MIDDLETOWN JCT to N. LEBANON	35620 - Clearing, Grading of Land	Non-Unitized	\$29,604.86	\$187.98	\$29,416.88
	MIDDLETOWN JCT to N. LEBANON Total			\$52,496.32	\$6,079.89	\$46,416.43
MTED - TL 230KV	MIDDLETOWN JCT to S. LEBANON (1004)	35620 - Clearing, Grading of Land	Site Clearing	\$695.71	\$219.70	\$476.01
MTED - TL 230KV	MIDDLETOWN JCT to S. LEBANON (1004)	35620 - Clearing, Grading of Land	Site Clearing	\$6,901.22	\$6,699.12	\$202.10
MTED - TL 230KV	MIDDLETOWN JCT to S. LEBANON (1004)	35620 - Clearing, Grading of Land	Site Clearing	\$16,728.85	\$10,135.94	\$6,592.91
MTED - TL 230KV	MIDDLETOWN JCT to S. LEBANON (1004)	35620 - Clearing, Grading of Land	Non-Unitized	\$85,068.56	\$540.15	\$84,528.41
MTED - TL 230KV	MIDDLETOWN JCT to S. LEBANON (1004)	35620 - Clearing, Grading of Land	Site Clearing	\$142,353.78	\$903.89	\$141,449.89
MTED - TL 230KV	MIDDLETOWN JCT to S. LEBANON (1004)	35620 - Clearing, Grading of Land	Site Clearing	\$283,912.52	\$229,019.68	\$54,892.84
	MIDDLETOWN JCT to S. LEBANON (1004) Total			\$535,660.64	\$247,518.48	\$288,142.16
MTED - TL 230KV	MIDDLETOWN JUNCTION to TMI UNIT 1 (1091)	35620 - Clearing, Grading of Land	Site Clearing	\$3,697.73	\$2,240.44	\$1,457.29
	MIDDLETOWN JUNCTION to TMI UNIT 1 (1091) Total			\$3,697.73	\$2,240.44	\$1,457.29
MTED - Dist Lines	MTED - Dist Lines	35620 - Clearing, Grading of Land	Non-Unitized	(\$44.81)	(\$1.42)	(\$43.39)
MTED - Dist Lines	MTED - Dist Lines	35620 - Clearing, Grading of Land	Site Clearing	\$3,331.95	\$276.73	\$3,055.22
MTED - Dist Lines	MTED - Dist Lines	35620 - Clearing, Grading of Land	Non-Unitized	\$10,942.33	\$206.53	\$10,735.80
MTED - Dist Lines	MTED - Dist Lines	35620 - Clearing, Grading of Land	Non-Unitized	\$11,887.56	\$74.46	\$11,813.10
	MTED - Dist Lines Total			\$26,117.03	\$556.30	\$25,560.73
MTED - Unspecified	MTED - Unspecified	35620 - Clearing, Grading of Land	Site Clearing	\$1,009.96	\$151.64	\$858.32
MTED - Unspecified	MTED - Unspecified	35620 - Clearing, Grading of Land	Site Clearing	\$22,925.87	\$4,064.96	\$18,860.91
MTED - Unspecified	MTED - Unspecified	35620 - Clearing, Grading of Land	Site Clearing	\$28,153.36	\$4,608.66	\$23,544.70
MTED - Unspecified	MTED - Unspecified	35620 - Clearing, Grading of Land	Site Clearing	\$124,939.64	\$27,294.18	\$97,645.46
MTED - Unspecified	MTED - Unspecified	35620 - Clearing, Grading of Land	Unspecified	\$701,628.70	\$22,165.93	\$679,462.77
	MTED - Unspecified Total			\$878,657.53	\$58,285.37	\$820,372.16
MTED - TL 230KV	NORTH TEMPLE to HOSENSACK (1003)	35620 - Clearing, Grading of Land	Site Clearing	\$125,153.35	\$82,423.17	\$42,730.18
	NORTH TEMPLE to HOSENSACK (1003) Total			\$125,153.35	\$82,423.17	\$42,730.18
MTED - TL 230KV	NORTH TEMPLE to NORTHKILL (1071)	35620 - Clearing, Grading of Land	Non-Unitized	\$1,361.05	\$8.64	\$1,352.41
MTED - TL 230KV	NORTH TEMPLE to NORTHKILL (1071)	35620 - Clearing, Grading of Land	Site Clearing	\$2,277.59	\$14.46	\$2,263.13
MTED - TL 230KV	NORTH TEMPLE to NORTHKILL (1071)	35620 - Clearing, Grading of Land	Site Clearing	\$4,203.53	\$2,546.90	\$1,656.63

Major Location	Asset Location	Utility Account	Asset Retirement Unit	Book Cost	Allocated Reserve	Net Book Value
MTED - TL 230KV	NORTH TEMPLE to NORTHKILL (1071)	35620 - Clearing, Grading of Land	Site Clearing	\$64,370.42	\$40,708.16	\$23,662.26
	NORTH TEMPLE to NORTHKILL (1071) Total			\$72,212.59	\$43,278.16	\$28,934.43
MTED - Dist Subs	PINE LANE SUB	35620 - Clearing, Grading of Land	Site Clearing	\$48.46	\$10.59	\$37.87
	PINE LANE SUB Total			\$48.46	\$10.59	\$37.87
MTED - TL 230KV	PORTLAND to MARTINS CREEK (1008)	35620 - Clearing, Grading of Land	Site Clearing	\$2,680.68	\$1,868.79	\$811.89
MTED - TL 230KV	PORTLAND to MARTINS CREEK (1008)	35620 - Clearing, Grading of Land	Site Clearing	\$15,723.43	\$8,679.42	\$7,044.01
	PORTLAND to MARTINS CREEK (1008) Total			\$18,404.11	\$10,548.21	\$7,855.90
MTED - TL 230KV	PORTLAND to NJ STATE LINE (WHIPPANY)	35620 - Clearing, Grading of Land	Site Clearing	\$1,407.82	\$999.24	\$408.58
	PORTLAND to NJ STATE LINE (WHIPPANY) Total			\$1,407.82	\$999.24	\$408.58
MTED - Dist Subs	SPRING VALLEY SUB	35620 - Clearing, Grading of Land	Non-Unitized	\$22,169.58	\$700.38	\$21,469.20
	SPRING VALLEY SUB Total			\$22,169.58	\$700.38	\$21,469.20
MTED - TL 500KV	TMI to HOSENSACK (5026)	35620 - Clearing, Grading of Land	Non-Unitized	\$1,333.86	\$8.47	\$1,325.39
MTED - TL 500KV	TMI to HOSENSACK (5026)	35620 - Clearing, Grading of Land	Site Clearing	\$2,232.20	\$14.17	\$2,218.03
MTED - TL 500KV	TMI to HOSENSACK (5026)	35620 - Clearing, Grading of Land	Site Clearing	\$90,852.74	\$19,847.59	\$71,005.15
MTED - TL 500KV	TMI to HOSENSACK (5026)	35620 - Clearing, Grading of Land	Site Clearing	\$680,571.54	\$357,090.11	\$323,481.43
	TMI to HOSENSACK (5026) Total			\$774,990.34	\$376,960.34	\$398,030.00
MTED - TL 230KV	TMI to JACKSON (1051)	35620 - Clearing, Grading of Land	Site Clearing	\$120.07	\$83.70	\$36.37
MTED - TL 230KV	TMI to JACKSON (1051)	35620 - Clearing, Grading of Land	Site Clearing	\$838.72	\$485.69	\$353.03
MTED - TL 230KV	TMI to JACKSON (1051)	35620 - Clearing, Grading of Land	Site Clearing	\$7,952.75	\$4,818.54	\$3,134.21
MTED - TL 230KV	TMI to JACKSON (1051)	35620 - Clearing, Grading of Land	Site Clearing	\$16,165.51	\$12,076.37	\$4,089.14
MTED - TL 230KV	TMI to JACKSON (1051)	35620 - Clearing, Grading of Land	Site Clearing	\$20,675.57	\$12,250.81	\$8,424.76
	TMI to JACKSON (1051) Total			\$45,752.62	\$29,715.11	\$16,037.51
MTED - TL 500KV	TMI to PEACHBOTTOM (5007)	35620 - Clearing, Grading of Land	Non-Unitized	\$32,402.84	\$205.75	\$32,197.09
MTED - TL 500KV	TMI to PEACHBOTTOM (5007)	35620 - Clearing, Grading of Land	Site Clearing	\$54,222.79	\$344.29	\$53,878.50
MTED - TL 500KV	TMI to PEACHBOTTOM (5007)	35620 - Clearing, Grading of Land	Site Clearing	\$78,384.68	\$50,600.07	\$27,784.61
	TMI to PEACHBOTTOM (5007) Total			\$165,010.31	\$51,150.11	\$113,860.20
MTED - TL 115KV	WESTERN 115 KV NETWORK	35620 - Clearing, Grading of Land	Site Clearing	\$177.67	\$98.07	\$79.60
MTED - TL 115KV	WESTERN 115 KV NETWORK	35620 - Clearing, Grading of Land	Site Clearing	\$575.40	\$348.63	\$226.77
MTED - TL 115KV	WESTERN 115 KV NETWORK	35620 - Clearing, Grading of Land	Site Clearing	\$1,180.91	\$339.92	\$840.99
MTED - TL 115KV	WESTERN 115 KV NETWORK	35620 - Clearing, Grading of Land	Site Clearing	\$6,426.42	\$5,257.87	\$1,168.55
MTED - TL 115KV	WESTERN 115 KV NETWORK	35620 - Clearing, Grading of Land	Site Clearing	\$6,484.72	\$5,155.37	\$1,329.35
MTED - TL 115KV	WESTERN 115 KV NETWORK	35620 - Clearing, Grading of Land	Site Clearing	\$7,426.83	\$2,241.47	\$5,185.36
MTED - TL 115KV	WESTERN 115 KV NETWORK	35620 - Clearing, Grading of Land	Site Clearing	\$9,171.82	\$5,187.37	\$3,984.45
MTED - TL 115KV	WESTERN 115 KV NETWORK	35620 - Clearing, Grading of Land	Site Clearing	\$9,486.05	\$6,370.14	\$3,115.91
MTED - TL 115KV	WESTERN 115 KV NETWORK	35620 - Clearing, Grading of Land	Site Clearing	\$10,160.97	\$6,425.85	\$3,735.12
MTED - TL 115KV	WESTERN 115 KV NETWORK	35620 - Clearing, Grading of Land	Site Clearing	\$12,470.37	\$9,007.55	\$3,462.82
MTED - TL 115KV	WESTERN 115 KV NETWORK	35620 - Clearing, Grading of Land	Site Clearing	\$14,319.66	\$12,353.32	\$1,966.34
MTED - TL 115KV	WESTERN 115 KV NETWORK	35620 - Clearing, Grading of Land	Site Clearing	\$14,405.36	\$7,755.50	\$6,649.86
MTED - TL 115KV	WESTERN 115 KV NETWORK	35620 - Clearing, Grading of Land	Site Clearing	\$15,143.57	\$4,147.96	\$10,995.61
MTED - TL 115KV	WESTERN 115 KV NETWORK	35620 - Clearing, Grading of Land	Site Clearing	\$17,023.78	\$11,867.82	\$5,155.96
MTED - TL 115KV	WESTERN 115 KV NETWORK	35620 - Clearing, Grading of Land	Site Clearing	\$18,806.06	\$10,890.30	\$7,915.76
MTED - TL 115KV	WESTERN 115 KV NETWORK	35620 - Clearing, Grading of Land	Site Clearing	\$19,858.11	\$9,598.52	\$10,259.59
MTED - TL 115KV	WESTERN 115 KV NETWORK	35620 - Clearing, Grading of Land	Site Clearing	\$20,054.55	\$12,945.92	\$7,108.63
MTED - TL 115KV	WESTERN 115 KV NETWORK	35620 - Clearing, Grading of Land	Site Clearing	\$20,475.10	\$12,677.98	\$7,797.12
MTED - TL 115KV	WESTERN 115 KV NETWORK	35620 - Clearing, Grading of Land	Site Clearing	\$23,860.14	\$9,205.04	\$14,655.10
MTED - TL 115KV	WESTERN 115 KV NETWORK	35620 - Clearing, Grading of Land	Site Clearing	\$26,176.07	\$13,374.85	\$12,801.22
MTED - TL 115KV	WESTERN 115 KV NETWORK	35620 - Clearing, Grading of Land	Site Clearing	\$27,845.09	\$21,476.52	\$6,368.57

Major Location	Asset Location	Utility Account	Asset Retirement Unit	Book Cost	Allocated Reserve	Net Book Value
MTED - TL 115KV	WESTERN 115 KV NETWORK	35620 - Clearing, Grading of Land	Site Clearing	\$28,282.25	\$16,757.97	\$11,524.28
MTED - TL 115KV	WESTERN 115 KV NETWORK	35620 - Clearing, Grading of Land	Site Clearing	\$33,414.84	\$32,436.30	\$978.54
MTED - TL 115KV	WESTERN 115 KV NETWORK	35620 - Clearing, Grading of Land	Site Clearing	\$40,620.28	\$16,239.43	\$24,380.85
MTED - TL 115KV	WESTERN 115 KV NETWORK	35620 - Clearing, Grading of Land	Site Clearing	\$40,906.58	\$26,940.15	\$13,966.43
MTED - TL 115KV	WESTERN 115 KV NETWORK	35620 - Clearing, Grading of Land	Site Clearing	\$54,573.68	\$17,997.13	\$36,576.55
MTED - TL 115KV	WESTERN 115 KV NETWORK	35620 - Clearing, Grading of Land	Site Clearing	\$56,145.32	\$20,087.82	\$36,057.50
MTED - TL 115KV	WESTERN 115 KV NETWORK	35620 - Clearing, Grading of Land	Site Clearing	\$106,375.45	\$90,609.47	\$15,765.98
MTED - TL 115KV	WESTERN 115 KV NETWORK	35620 - Clearing, Grading of Land	Non-Unitized	\$178,279.75	\$1,132.01	\$177,147.74
MTED - TL 115KV	WESTERN 115 KV NETWORK	35620 - Clearing, Grading of Land	Site Clearing	\$201,248.92	\$52,324.02	\$148,924.90
MTED - TL 115KV	WESTERN 115 KV NETWORK	35620 - Clearing, Grading of Land	Site Clearing	\$298,333.26	\$1,894.30	\$296,438.96
	WESTERN 115 KV NETWORK Total			\$1,319,708.98	\$443,144.57	\$876,564.41
		35620 - Clearing, Grading of Land Total		\$21,149,213.96	\$3,496,905.10	\$17,652,308.86
none	none	35621 - Clearing, Grading of Land	Non-Unitized	(\$2,483,940.00)	(\$22,713.82)	(\$2,461,226.18)
	none Total			(\$2,483,940.00)	(\$22,713.82)	(\$2,461,226.18)
		35621 - Clearing, Grading of Land Total		(\$2,483,940.00)	(\$22,713.82)	(\$2,461,226.18)
MTED - TL 69KV	ER Pa - TL 69KV (MTED)	35800 - Undergrnd Conductr,Devices	Non-Unitized	(\$2.95)	(\$0.02)	(\$2.93)
MTED - TL 69KV	ER Pa - TL 69KV (MTED)	35800 - Undergrnd Conductr,Devices	Insulator - transmission	\$159.40	\$19.95	\$139.45
MTED - TL 69KV	ER Pa - TL 69KV (MTED)	35800 - Undergrnd Conductr,Devices	Cable	\$1,238.82	\$155.05	\$1,083.77
MTED - TL 69KV	ER Pa - TL 69KV (MTED)	35800 - Undergrnd Conductr,Devices	Cable	\$137,998.55	\$22,743.93	\$115,254.62
	ER Pa - TL 69KV (MTED) Total			\$139,393.82	\$22,918.91	\$116,474.91
MTED - Trans Subs	MIDDLETOWN SUB	35800 - Undergrnd Conductr,Devices	Non-Unitized	\$7,808.20	\$51.78	\$7,756.42
	MIDDLETOWN SUB Total			\$7,808.20	\$51.78	\$7,756.42
MTED - Dist Lines	MTED - Dist Lines	35800 - Undergrnd Conductr,Devices	Non-Unitized	(\$1,049.08)	(\$6.95)	(\$1,042.13)
MTED - Dist Lines	MTED - Dist Lines	35800 - Undergrnd Conductr,Devices	Non-Unitized	\$0.54	\$0.01	\$0.53
MTED - Dist Lines	MTED - Dist Lines	35800 - Undergrnd Conductr,Devices	Arrester, Lightning Mass	\$1,952.96	\$45.54	\$1,907.42
MTED - Dist Lines	MTED - Dist Lines	35800 - Undergrnd Conductr,Devices	Cable	\$4,925.93	\$102.21	\$4,823.72
MTED - Dist Lines	MTED - Dist Lines	35800 - Undergrnd Conductr,Devices	Non-Unitized	\$92,432.12	\$612.89	\$91,819.23
MTED - Dist Lines	MTED - Dist Lines	35800 - Undergrnd Conductr,Devices	Switch - Mass	\$175,781.71	\$1,165.56	\$174,616.15
MTED - Dist Lines	MTED - Dist Lines	35800 - Undergrnd Conductr,Devices	Switch - Mass	\$177,765.14	\$3,688.49	\$174,076.65
MTED - Dist Lines	MTED - Dist Lines	35800 - Undergrnd Conductr,Devices	Switch - Mass	\$387,121.47	\$13,919.22	\$373,202.25
	MTED - Dist Lines Total			\$838,930.79	\$19,526.97	\$819,403.82
MTED - Unspecified	MTED - Unspecified	35800 - Undergrnd Conductr,Devices	Non-Unitized	(\$10.44)	(\$0.07)	(\$10.37)
MTED - Unspecified	MTED - Unspecified	35800 - Undergrnd Conductr,Devices	Switch - Mass	\$29,445.41	\$1,536.31	\$27,909.10
MTED - Unspecified	MTED - Unspecified	35800 - Undergrnd Conductr,Devices	Unspecified	\$47,135.00	\$1,694.77	\$45,440.23
MTED - Unspecified	MTED - Unspecified	35800 - Undergrnd Conductr,Devices	Switch - Mass	\$102,297.83	\$3,678.19	\$98,619.64
MTED - Unspecified	MTED - Unspecified	35800 - Undergrnd Conductr,Devices	Insulator - transmission	\$190,491.79	\$39,079.08	\$151,412.71
	MTED - Unspecified Total			\$369,359.59	\$45,988.29	\$323,371.30
MTED - SUB-TRANS SUBS	NEWBERRY SUB	35800 - Undergrnd Conductr,Devices	Switch - Mass	\$67,556.04	\$3,524.74	\$64,031.30
	NEWBERRY SUB Total			\$67,556.04	\$3,524.74	\$64,031.30
		35800 - Undergrnd Conductr,Devices Total		\$1,423,048.44	\$92,010.68	\$1,331,037.76
MTED - TL 115KV	EASTERN 115 KV NETWORK	35900 - Roads And Trails	Road & Trails	\$3,310.14	\$2,649.57	\$660.57
	EASTERN 115 KV NETWORK Total			\$3,310.14	\$2,649.57	\$660.57
MTED - TL 230KV	JUNIATA to HUMELSTOWN TAP to DAPHIN SUB (1087)	35900 - Roads And Trails	Road & Trails	\$5,161.91	\$4,246.43	\$915.48
	JUNIATA to HUMELSTOWN TAP to DAPHIN SUB (1087) Total			\$5,161.91	\$4,246.43	\$915.48
MTED - TL 500KV	JUNIATA to TMI (5008)	35900 - Roads And Trails	Road & Trails	\$106,741.34	\$78,516.90	\$28,224.44
	JUNIATA to TMI (5008) Total			\$106,741.34	\$78,516.90	\$28,224.44
MTED - Unspecified	MTED - Unspecified	35900 - Roads And Trails	Unspecified	\$31,423.33	\$1,552.33	\$29,871.00

Major Location	Asset Location	Utility Account	Asset Retirement Unit	Book Cost	Allocated Reserve	Net Book Value
	MTED - Unspecified Total			\$31,423.33	\$1,552.33	\$29,871.00
MTED - TL 230KV	PORTLAND to MARTINS CREEK (1008)	35900 - Roads And Trails	Road & Trails	\$35,384.28	\$27,547.94	\$7,836.34
	PORTLAND to MARTINS CREEK (1008) Total			\$35,384.28	\$27,547.94	\$7,836.34
MTED - TL 500KV	TMI to HOSENSACK (5026)	35900 - Roads And Trails	Road & Trails	\$559.60	\$447.93	\$111.67
MTED - TL 500KV	TMI to HOSENSACK (5026)	35900 - Roads And Trails	Road & Trails	\$552,483.01	\$406,396.02	\$146,086.99
	TMI to HOSENSACK (5026) Total			\$553,042.61	\$406,843.95	\$146,198.66
		35900 - Roads And Trails Total		\$735,063.61	\$521,357.12	\$213,706.49
MTED - Unspecified	MTED - Unspecified	35910 - ARC Transmission	ARO	\$4,665.95	\$2,691.98	\$1,973.97
	MTED - Unspecified Total			\$4,665.95	\$2,691.98	\$1,973.97
		35910 - ARC Transmission Total		\$4,665.95	\$2,691.98	\$1,973.97
MTED - Trans Subs	HOSENSACK SUB	39010 - Structures, Improvements	Building	\$2,413.38	\$1,243.25	\$1,170.13
MTED - Trans Subs	HOSENSACK SUB	39010 - Structures, Improvements	Building	\$20,424.62	\$11,443.89	\$8,980.73
	HOSENSACK SUB Total			\$22,838.00	\$12,687.14	\$10,150.86
MTED - TL 230KV	HUMMELSTOWN to DAUPHIN (1097)	39010 - Structures, Improvements	Building	\$24,287.76	\$13,608.40	\$10,679.36
	HUMMELSTOWN to DAUPHIN (1097) Total			\$24,287.76	\$13,608.40	\$10,679.36
MTED - Trans Subs	MIDDLETOWN JCT SUB	39010 - Structures, Improvements	Building	\$24,211.17	\$13,565.48	\$10,645.69
	MIDDLETOWN JCT SUB Total			\$24,211.17	\$13,565.48	\$10,645.69
MTED - Trans Subs	NORTH HERSHEY SUB	39010 - Structures, Improvements	Building	\$35,258.27	\$19,755.16	\$15,503.11
	NORTH HERSHEY SUB Total			\$35,258.27	\$19,755.16	\$15,503.11
MTED - Trans Subs	NORTH LEBANON SUB	39010 - Structures, Improvements	Building	\$24,211.18	\$13,565.49	\$10,645.69
	NORTH LEBANON SUB Total			\$24,211.18	\$13,565.49	\$10,645.69
MTED - Trans Subs	NORTH TEMPLE SUB	39010 - Structures, Improvements	Transformer	\$209.45	\$184.16	\$25.29
MTED - Trans Subs	NORTH TEMPLE SUB	39010 - Structures, Improvements	Transformer	\$272.03	\$267.91	\$4.12
MTED - Trans Subs	NORTH TEMPLE SUB	39010 - Structures, Improvements	Transformer	\$841.59	\$542.80	\$298.79
MTED - Trans Subs	NORTH TEMPLE SUB	39010 - Structures, Improvements	Building	\$31,471.71	\$17,633.55	\$13,838.16
	NORTH TEMPLE SUB Total			\$32,794.78	\$18,628.42	\$14,166.36
MTED - Trans Subs	SOUTH LEBANON SUB	39010 - Structures, Improvements	Lighting/Power System	\$19.76	\$19.69	\$0.07
MTED - Trans Subs	SOUTH LEBANON SUB	39010 - Structures, Improvements	Lighting/Power System	\$86.42	\$82.82	\$3.60
MTED - Trans Subs	SOUTH LEBANON SUB	39010 - Structures, Improvements	Building	\$103.23	\$102.92	\$0.31
MTED - Trans Subs	SOUTH LEBANON SUB	39010 - Structures, Improvements	HVAC	\$263.27	\$239.32	\$23.95
MTED - Trans Subs	SOUTH LEBANON SUB	39010 - Structures, Improvements	Stores Equipment	\$456.09	\$434.60	\$21.49
MTED - Trans Subs	SOUTH LEBANON SUB	39010 - Structures, Improvements	Potable Water Supply System	\$495.33	\$495.30	\$0.03
MTED - Trans Subs	SOUTH LEBANON SUB	39010 - Structures, Improvements	Potable Water Supply System	\$726.36	\$453.65	\$272.71
MTED - Trans Subs	SOUTH LEBANON SUB	39010 - Structures, Improvements	Lighting/Power System	\$1,065.88	\$1,065.82	\$0.06
MTED - Trans Subs	SOUTH LEBANON SUB	39010 - Structures, Improvements	HVAC	\$2,620.81	\$2,464.69	\$156.12
MTED - Trans Subs	SOUTH LEBANON SUB	39010 - Structures, Improvements	Building	\$19,981.08	\$9,358.65	\$10,622.43
MTED - Trans Subs	SOUTH LEBANON SUB	39010 - Structures, Improvements	Building	\$42,750.94	\$42,748.47	\$2.47
	SOUTH LEBANON SUB Total			\$68,569.17	\$57,465.93	\$11,103.24
		39010 - Structures, Improvements Total		\$232,170.33	\$149,276.02	\$82,894.31
MTED - TL 230KV	ALBURTIS to TWR 1071-91	39700 - Communication Equipment	Communication System	\$2,623,842.16	\$2,229,003.06	\$394,839.10
	ALBURTIS to TWR 1071-91 Total			\$2,623,842.16	\$2,229,003.06	\$394,839.10
MTED - Trans Subs	CARPENTER TECHNOLOGY SUB	39700 - Communication Equipment	Lighting and Power System	\$1,505.44	\$1,422.69	\$82.75
MTED - Trans Subs	CARPENTER TECHNOLOGY SUB	39700 - Communication Equipment	Microwave System	\$52,076.22	\$49,213.68	\$2,862.54
	CARPENTER TECHNOLOGY SUB Total			\$53,581.66	\$50,636.37	\$2,945.29
MTED - TL 69KV	ER Pa - TL 69KV (MTED)	39700 - Communication Equipment	Comm Wood Pole - Fully Dressed	\$8,957.89	\$7,609.90	\$1,347.99
MTED - TL 69KV	ER Pa - TL 69KV (MTED)	39700 - Communication Equipment	Communication System	\$702,639.75	\$596,905.63	\$105,734.12
	ER Pa - TL 69KV (MTED) Total			\$711,597.64	\$604,515.53	\$107,082.11

Major Location	Asset Location	Utility Account	Asset Retirement Unit	Book Cost	Allocated Reserve	Net Book Value
MTED - Dist Subs	GLENDON DIST SUB	39700 - Communication Equipment	Radios	\$92.30	\$92.30	\$0.00
MTED - Dist Subs	GLENDON DIST SUB	39700 - Communication Equipment	Radios	\$220.95	\$220.95	\$0.00
MTED - Dist Subs	GLENDON DIST SUB	39700 - Communication Equipment	Radios	\$405.26	\$405.23	\$0.03
	GLENDON DIST SUB Total			\$718.51	\$718.48	\$0.03
MTED - Cust Subs	HARLEY DAVIDSON SUB	39700 - Communication Equipment	Non-Unitized	\$25,151.63	\$1,872.83	\$23,278.80
	HARLEY DAVIDSON SUB Total			\$25,151.63	\$1,872.83	\$23,278.80
MTED - Trans Subs	HOSENSACK SUB	39700 - Communication Equipment	MTED- Communication Equipment	\$22,698.15	\$16,444.76	\$6,253.39
	HOSENSACK SUB Total			\$22,698.15	\$16,444.76	\$6,253.39
MTED - TL 230KV	HOSENSAK to SPRINGFIELD (HS)	39700 - Communication Equipment	Comm Wood Pole - Fully Dressed	\$1,523.43	\$1,294.18	\$229.25
MTED - TL 230KV	HOSENSAK to SPRINGFIELD (HS)	39700 - Communication Equipment	Communication System	\$1,555,225.96	\$1,321,193.58	\$234,032.38
	HOSENSAK to SPRINGFIELD (HS) Total			\$1,556,749.39	\$1,322,487.76	\$234,261.63
MTED - TL 230KV	HUMMELSTOWN to DAUPHIN (1097)	39700 - Communication Equipment	Communication System	\$824,952.45	\$700,812.56	\$124,139.89
	HUMMELSTOWN to DAUPHIN (1097) Total			\$824,952.45	\$700,812.56	\$124,139.89
MTED - TL 230KV	HUMMELSTOWN to MIDDLETOWN JCT (1002)	39700 - Communication Equipment	Communication System	\$430,451.23	\$365,676.38	\$64,774.85
	HUMMELSTOWN to MIDDLETOWN JCT (1002) Total			\$430,451.23	\$365,676.38	\$64,774.85
MTED - TL 230KV	HUMMELSTOWN to NORTH HERSHEY (1099)	39700 - Communication Equipment	Communication System	\$409,726.19	\$348,070.07	\$61,656.12
	HUMMELSTOWN to NORTH HERSHEY (1099) Total			\$409,726.19	\$348,070.07	\$61,656.12
MTED - TL 230KV	JUNIATA to DAUPHIN (1087)	39700 - Communication Equipment	MTED- Communication Equipment	\$318.89	\$270.90	\$47.99
MTED - TL 230KV	JUNIATA to DAUPHIN (1087)	39700 - Communication Equipment	Communication System	\$453,775.13	\$385,490.47	\$68,284.66
	JUNIATA to DAUPHIN (1087) Total			\$454,094.02	\$385,761.37	\$68,332.65
MTED - TL 230KV	MIDDLETOWN JUNCTION to TMI UNIT 1 (1091)	39700 - Communication Equipment	Communication System	\$33,400.65	\$28,374.48	\$5,026.17
	MIDDLETOWN JUNCTION to TMI UNIT 1 (1091) Total			\$33,400.65	\$28,374.48	\$5,026.17
MTED - TL 230KV	MIDDLETOWN JUNCTION to TMI UNIT 2 (1092)	39700 - Communication Equipment	Communication System	\$35,450.07	\$30,115.50	\$5,334.57
	MIDDLETOWN JUNCTION to TMI UNIT 2 (1092) Total			\$35,450.07	\$30,115.50	\$5,334.57
MTED - Trans Subs	MIDDLETOWN SUB	39700 - Communication Equipment	Non-Unitized	\$116.24	\$14.34	\$101.90
	MIDDLETOWN SUB Total			\$116.24	\$14.34	\$101.90
MTED - Trans Subs	NORTH BOYERTOWN SUB	39700 - Communication Equipment	MTED- Communication Equipment	\$2,902.35	\$2,102.75	\$799.60
	NORTH BOYERTOWN SUB Total			\$2,902.35	\$2,102.75	\$799.60
MTED - TL 230KV	NORTH TEMPLE to HOSENSACK (1003)	39700 - Communication Equipment	Communication System	\$1,747,158.43	\$1,484,243.81	\$262,914.62
	NORTH TEMPLE to HOSENSACK (1003) Total			\$1,747,158.43	\$1,484,243.81	\$262,914.62
MTED - Trans Subs	SOUTH LEBANON SUB	39700 - Communication Equipment	Radios	\$1,127.98	\$1,127.89	\$0.09
	SOUTH LEBANON SUB Total			\$1,127.98	\$1,127.89	\$0.09
MTED - Trans Subs	TMI#2 230 KV SUB	39700 - Communication Equipment	Radio frequency transmission equip	\$24.00	\$24.00	\$0.00
MTED - Trans Subs	TMI#2 230 KV SUB	39700 - Communication Equipment	Communication System	\$305.00	\$305.00	\$0.00
MTED - Trans Subs	TMI#2 230 KV SUB	39700 - Communication Equipment	Microwave System	\$1,504.89	\$1,504.89	\$0.00
MTED - Trans Subs	TMI#2 230 KV SUB	39700 - Communication Equipment	Microwave System	\$59,365.29	\$53,690.22	\$5,675.07
	TMI#2 230 KV SUB Total			\$61,199.18	\$55,524.11	\$5,675.07
	39700 - Communication Equipment Total			\$8,994,917.93	\$7,627,502.05	\$1,367,415.88
	Grand Total			\$ 370,710,352.07	\$ 145,035,034.70	\$ 225,675,317.37

Company	Major Location	Asset Location	Utility Account	Asset Retirement Unit	Book Cost	Allocated Reserve	Net Book Value
PELE Pennsylvania Electric	PELE SUBTRANS SUBS	ALTOONA SUB	35210 - Structures, Improvements	Building	\$11,524.12	\$9,923.97	\$1,600.15
PELE Pennsylvania Electric	PELE SUBTRANS SUBS	ALTOONA SUB	35210 - Structures, Improvements	Driveways, Parking, Roads and Walks	\$33.84	\$28.37	\$5.47
PELE Pennsylvania Electric	PELE SUBTRANS SUBS	ALTOONA SUB	35210 - Structures, Improvements	Driveways, Parking, Roads and Walks	\$14,192.67	\$12,221.97	\$1,970.70
PELE Pennsylvania Electric	PELE SUBTRANS SUBS	ALTOONA SUB	35210 - Structures, Improvements	Fence	\$7,751.10	\$6,674.84	\$1,076.26
PELE Pennsylvania Electric	PELE SUBTRANS SUBS	ALTOONA SUB	35210 - Structures, Improvements	Gas or Oil Supply System	\$1,160.80	\$897.24	\$263.56
PELE Pennsylvania Electric	PELE SUBTRANS SUBS	ALTOONA SUB	35210 - Structures, Improvements	Gas or Oil Supply System	\$1,201.55	\$1,034.71	\$166.84
PELE Pennsylvania Electric	PELE SUBTRANS SUBS	ALTOONA SUB	35210 - Structures, Improvements	HVAC	\$265.86	\$193.52	\$72.34
PELE Pennsylvania Electric	PELE SUBTRANS SUBS	ALTOONA SUB	35210 - Structures, Improvements	HVAC	\$389.28	\$335.22	\$54.06
PELE Pennsylvania Electric	PELE SUBTRANS SUBS	ALTOONA SUB	35210 - Structures, Improvements	Landscaping	\$17,311.64	\$14,907.86	\$2,403.78
PELE Pennsylvania Electric	PELE SUBTRANS SUBS	ALTOONA SUB	35210 - Structures, Improvements	Lighting/Power System	\$1,705.84	\$1,318.52	\$387.32
PELE Pennsylvania Electric	PELE SUBTRANS SUBS	ALTOONA SUB	35210 - Structures, Improvements	Lighting/Power System	\$4,501.43	\$3,876.39	\$625.04
PELE Pennsylvania Electric	PELE SUBTRANS SUBS	ALTOONA SUB	35210 - Structures, Improvements	Lighting/Power System	\$38,531.87	\$19,050.35	\$19,481.52
PELE Pennsylvania Electric	PELE SUBTRANS SUBS	ALTOONA SUB	35210 - Structures, Improvements	Potable Water Supply System	\$1,746.53	\$1,504.02	\$242.51
PELE Pennsylvania Electric	PELE SUBTRANS SUBS	ALTOONA SUB	35210 - Structures, Improvements	Sanitary/Septic Sewer System	\$585.31	\$504.03	\$81.28
PELE Pennsylvania Electric	PELE SUBTRANS SUBS	ALTOONA SUB	35210 - Structures, Improvements	Site Improvements	\$9,907.07	\$3,302.58	\$6,604.49
PELE Pennsylvania Electric	PELE SUBTRANS SUBS	ALTOONA SUB	35210 - Structures, Improvements	Site Improvements	\$15,769.85	\$13,580.16	\$2,189.69
PELE Pennsylvania Electric	PELE SUBTRANS SUBS	ALTOONA SUB	35210 - Structures, Improvements	Substructure	\$3,464.59	\$2,945.15	\$519.44
PELE Pennsylvania Electric	PELE SUBTRANS SUBS	ALTOONA SUB	35210 - Structures, Improvements	Substructure	\$6,776.81	\$5,835.83	\$940.98
PELE Pennsylvania Electric	PELE SUBTRANS SUBS	ALTOONA SUB	35210 - Structures, Improvements	Substructure	\$14,501.98	\$11,209.27	\$3,292.71
PELE Pennsylvania Electric	PELE SUBTRANS SUBS	ALTOONA SUB	35210 - Structures, Improvements	Yard Drainage System	\$864.95	\$668.56	\$196.39
PELE Pennsylvania Electric	PELE SUBTRANS SUBS	ALTOONA SUB	35210 - Structures, Improvements	Yard Drainage System	\$3,315.99	\$2,855.55	\$460.44
PELE Pennsylvania Electric	PELE SUBTRANS SUBS	ALTOONA SUB	35210 - Structures, Improvements	Yard range & protective lighting	\$1,202.05	\$1,035.14	\$166.91
		ALTOONA SUB Total			\$156,705.13	\$113,903.28	\$42,801.85
PELE Pennsylvania Electric	PELE - Dist Subs	BELLEVILLE SUB	35210 - Structures, Improvements	Fence	\$16,691.37	\$713.86	\$15,977.51
PELE Pennsylvania Electric	PELE - Dist Subs	BELLEVILLE SUB	35210 - Structures, Improvements	Site Improvements	\$21,459.76	\$917.79	\$20,541.97
PELE Pennsylvania Electric	PELE - Dist Subs	BELLEVILLE SUB	35210 - Structures, Improvements	Yard Surfacing	\$9,258.97	\$395.99	\$8,862.98
		BELLEVILLE SUB Total			\$47,410.10	\$2,027.64	\$45,382.46
PELE Pennsylvania Electric	PELE SUBTRANS SUBS	BELSANO SWITCHING STATION	35210 - Structures, Improvements	Building	\$1,109.37	\$978.17	\$131.20
PELE Pennsylvania Electric	PELE SUBTRANS SUBS	BELSANO SWITCHING STATION	35210 - Structures, Improvements	Driveways, Parking, Roads and Walks	\$2,268.00	\$1,999.77	\$268.23
PELE Pennsylvania Electric	PELE SUBTRANS SUBS	BELSANO SWITCHING STATION	35210 - Structures, Improvements	Fence	\$770.12	\$679.04	\$91.08
PELE Pennsylvania Electric	PELE SUBTRANS SUBS	BELSANO SWITCHING STATION	35210 - Structures, Improvements	Site Improvements	\$1,837.28	\$1,619.99	\$217.29
PELE Pennsylvania Electric	PELE SUBTRANS SUBS	BELSANO SWITCHING STATION	35210 - Structures, Improvements	Yard range & protective lighting	\$169.94	\$149.84	\$20.10
		BELSANO SWITCHING STATION Total			\$6,154.71	\$5,426.81	\$727.90
PELE Pennsylvania Electric	PELE SUBTRANS SUBS	BETH 33 CAMBRIA SLOPE SWITCHING STATION	35210 - Structures, Improvements	Building	\$3,450.49	\$3,106.22	\$344.27
PELE Pennsylvania Electric	PELE SUBTRANS SUBS	BETH 33 CAMBRIA SLOPE SWITCHING STATION	35210 - Structures, Improvements	Driveways, Parking, Roads and Walks	\$353.76	\$318.47	\$35.29
PELE Pennsylvania Electric	PELE SUBTRANS SUBS	BETH 33 CAMBRIA SLOPE SWITCHING STATION	35210 - Structures, Improvements	Fence	\$2,013.28	\$1,812.40	\$200.88
PELE Pennsylvania Electric	PELE SUBTRANS SUBS	BETH 33 CAMBRIA SLOPE SWITCHING STATION	35210 - Structures, Improvements	HVAC	\$267.58	\$240.88	\$26.70
PELE Pennsylvania Electric	PELE SUBTRANS SUBS	BETH 33 CAMBRIA SLOPE SWITCHING STATION	35210 - Structures, Improvements	Lighting/Power System	\$237.42	\$213.73	\$23.69
PELE Pennsylvania Electric	PELE SUBTRANS SUBS	BETH 33 CAMBRIA SLOPE SWITCHING STATION	35210 - Structures, Improvements	Yard range & protective lighting	\$183.28	\$165.00	\$18.28
		BETH 33 CAMBRIA SLOPE SWITCHING STATION Total			\$6,505.81	\$5,856.70	\$649.11
PELE Pennsylvania Electric	PELE - Trans Subs	BON AIR SWITCHING STATION	35210 - Structures, Improvements	Building	\$21,074.52	\$17,115.51	\$3,959.01
PELE Pennsylvania Electric	PELE - Trans Subs	BON AIR SWITCHING STATION	35210 - Structures, Improvements	Driveways, Parking, Roads and Walks	\$85,085.58	\$69,101.60	\$15,983.98
PELE Pennsylvania Electric	PELE - Trans Subs	BON AIR SWITCHING STATION	35210 - Structures, Improvements	Fence	\$8,209.74	\$6,667.47	\$1,542.27
PELE Pennsylvania Electric	PELE - Trans Subs	BON AIR SWITCHING STATION	35210 - Structures, Improvements	Fire Protection System, Building	\$168.36	\$102.23	\$66.13
PELE Pennsylvania Electric	PELE - Trans Subs	BON AIR SWITCHING STATION	35210 - Structures, Improvements	HVAC	\$240.90	\$195.65	\$45.25
PELE Pennsylvania Electric	PELE - Trans Subs	BON AIR SWITCHING STATION	35210 - Structures, Improvements	Lighting/Power System	\$4,351.75	\$3,534.24	\$817.51
PELE Pennsylvania Electric	PELE - Trans Subs	BON AIR SWITCHING STATION	35210 - Structures, Improvements	Non-Unitized	\$1.42	\$0.06	\$1.36
PELE Pennsylvania Electric	PELE - Trans Subs	BON AIR SWITCHING STATION	35210 - Structures, Improvements	Non-Unitized	\$224.27	\$5.69	\$218.58
PELE Pennsylvania Electric	PELE - Trans Subs	BON AIR SWITCHING STATION	35210 - Structures, Improvements	Potable Water Supply System	\$1,152.45	\$935.95	\$216.50
PELE Pennsylvania Electric	PELE - Trans Subs	BON AIR SWITCHING STATION	35210 - Structures, Improvements	Site Improvements	\$80,243.82	\$65,169.40	\$15,074.42
PELE Pennsylvania Electric	PELE - Trans Subs	BON AIR SWITCHING STATION	35210 - Structures, Improvements	Substructure	\$272.32	\$221.16	\$51.16
PELE Pennsylvania Electric	PELE - Trans Subs	BON AIR SWITCHING STATION	35210 - Structures, Improvements	Yard Drainage System	\$3,923.85	\$3,186.72	\$737.13
PELE Pennsylvania Electric	PELE - Trans Subs	BON AIR SWITCHING STATION	35210 - Structures, Improvements	Yard range & protective lighting	\$140.30	\$92.65	\$47.65
PELE Pennsylvania Electric	PELE - Trans Subs	BON AIR SWITCHING STATION	35210 - Structures, Improvements	Yard range & protective lighting	\$2,561.73	\$2,080.49	\$481.24

Company	Major Location	Asset Location	Utility Account	Asset Retirement Unit	Book Cost	Allocated Reserve	Net Book Value
		BON AIR SWITCHING STATION Total			\$207,651.01	\$168,408.84	\$39,242.17
PELE Pennsylvania Electric	PELE - Trans Subs	CAMBRIA SLOPE TRANSMISSION SUB	35210 - Structures, Improvements	Building	\$26,776.86	\$18,587.18	\$8,189.68
PELE Pennsylvania Electric	PELE - Trans Subs	CAMBRIA SLOPE TRANSMISSION SUB	35210 - Structures, Improvements	Driveways, Parking, Roads and Walks	\$11,575.62	\$8,035.23	\$3,540.39
PELE Pennsylvania Electric	PELE - Trans Subs	CAMBRIA SLOPE TRANSMISSION SUB	35210 - Structures, Improvements	Fence	\$10,950.14	\$7,601.05	\$3,349.09
PELE Pennsylvania Electric	PELE - Trans Subs	CAMBRIA SLOPE TRANSMISSION SUB	35210 - Structures, Improvements	Gas or Oil Supply System	\$1,275.65	\$885.49	\$390.16
PELE Pennsylvania Electric	PELE - Trans Subs	CAMBRIA SLOPE TRANSMISSION SUB	35210 - Structures, Improvements	HVAC	\$1,035.03	\$718.47	\$316.56
PELE Pennsylvania Electric	PELE - Trans Subs	CAMBRIA SLOPE TRANSMISSION SUB	35210 - Structures, Improvements	Lighting/Power System	\$388.66	\$206.83	\$181.83
PELE Pennsylvania Electric	PELE - Trans Subs	CAMBRIA SLOPE TRANSMISSION SUB	35210 - Structures, Improvements	Lighting/Power System	\$14,806.62	\$10,278.03	\$4,528.59
PELE Pennsylvania Electric	PELE - Trans Subs	CAMBRIA SLOPE TRANSMISSION SUB	35210 - Structures, Improvements	Modular Office or Room System	\$769.16	\$533.91	\$235.25
PELE Pennsylvania Electric	PELE - Trans Subs	CAMBRIA SLOPE TRANSMISSION SUB	35210 - Structures, Improvements	Potable Water Supply System	\$3,098.14	\$2,150.57	\$947.57
PELE Pennsylvania Electric	PELE - Trans Subs	CAMBRIA SLOPE TRANSMISSION SUB	35210 - Structures, Improvements	Sanitary/Septic Sewer System	\$1,440.88	\$1,000.19	\$440.69
PELE Pennsylvania Electric	PELE - Trans Subs	CAMBRIA SLOPE TRANSMISSION SUB	35210 - Structures, Improvements	Site Improvements	\$1,764.72	\$835.70	\$929.02
PELE Pennsylvania Electric	PELE - Trans Subs	CAMBRIA SLOPE TRANSMISSION SUB	35210 - Structures, Improvements	Site Improvements	\$9,479.47	\$6,580.18	\$2,899.29
PELE Pennsylvania Electric	PELE - Trans Subs	CAMBRIA SLOPE TRANSMISSION SUB	35210 - Structures, Improvements	Stores Equipment	\$317.78	\$220.59	\$97.19
PELE Pennsylvania Electric	PELE - Trans Subs	CAMBRIA SLOPE TRANSMISSION SUB	35210 - Structures, Improvements	Yard range & protective lighting	\$3,163.78	\$2,196.14	\$967.64
		CAMBRIA SLOPE TRANSMISSION SUB Total			\$86,842.51	\$59,829.58	\$27,012.93
PELE Pennsylvania Electric	PELE SUBTRANS SUBS	CENTER UNION SWITCHING STATION	35210 - Structures, Improvements	Driveways, Parking, Roads and Walks	\$319.68	\$255.94	\$63.74
PELE Pennsylvania Electric	PELE SUBTRANS SUBS	CENTER UNION SWITCHING STATION	35210 - Structures, Improvements	Fence	\$1,191.00	\$953.56	\$237.44
PELE Pennsylvania Electric	PELE SUBTRANS SUBS	CENTER UNION SWITCHING STATION	35210 - Structures, Improvements	Site Improvements	\$206.30	\$165.17	\$41.13
		CENTER UNION SWITCHING STATION Total			\$1,716.98	\$1,374.67	\$342.31
PELE Pennsylvania Electric	PELE - Dist Subs	CLAYSBURG SUB (PELE)	35210 - Structures, Improvements	Site Improvements	\$154,594.44	\$9,352.34	\$145,242.10
		CLAYSBURG SUB (PELE) Total			\$154,594.44	\$9,352.34	\$145,242.10
PELE Pennsylvania Electric	PELE - Intercon Subs	Eagle Valley Substation	35210 - Structures, Improvements	Fence	\$51,913.33	\$3,140.55	\$48,772.78
		Eagle Valley Substation Total			\$51,913.33	\$3,140.55	\$48,772.78
PELE Pennsylvania Electric	PELE - Dist Subs	EAST PIKE SUB	35210 - Structures, Improvements	Fence	\$9,261.42	\$1,967.68	\$7,293.74
		EAST PIKE SUB Total			\$9,261.42	\$1,967.68	\$7,293.74
PELE Pennsylvania Electric	PELE - Trans Subs	EAST TOWANDA TRANSMISSION SUB	35210 - Structures, Improvements	Building	\$140.44	\$123.63	\$16.81
PELE Pennsylvania Electric	PELE - Trans Subs	EAST TOWANDA TRANSMISSION SUB	35210 - Structures, Improvements	Building	\$343.03	\$220.58	\$122.45
PELE Pennsylvania Electric	PELE - Trans Subs	EAST TOWANDA TRANSMISSION SUB	35210 - Structures, Improvements	Building	\$378.25	\$346.25	\$32.00
PELE Pennsylvania Electric	PELE - Trans Subs	EAST TOWANDA TRANSMISSION SUB	35210 - Structures, Improvements	Building	\$1,889.90	\$1,624.59	\$265.31
PELE Pennsylvania Electric	PELE - Trans Subs	EAST TOWANDA TRANSMISSION SUB	35210 - Structures, Improvements	Building	\$2,785.31	\$2,702.10	\$83.21
PELE Pennsylvania Electric	PELE - Trans Subs	EAST TOWANDA TRANSMISSION SUB	35210 - Structures, Improvements	Building	\$14,241.85	\$3,588.48	\$10,653.37
PELE Pennsylvania Electric	PELE - Trans Subs	EAST TOWANDA TRANSMISSION SUB	35210 - Structures, Improvements	Building	\$16,308.73	\$15,051.34	\$1,257.39
PELE Pennsylvania Electric	PELE - Trans Subs	EAST TOWANDA TRANSMISSION SUB	35210 - Structures, Improvements	Building	\$86,504.12	\$66,721.79	\$19,782.33
PELE Pennsylvania Electric	PELE - Trans Subs	EAST TOWANDA TRANSMISSION SUB	35210 - Structures, Improvements	Capacitor Bank	(\$437.10)	(\$110.14)	(\$326.96)
PELE Pennsylvania Electric	PELE - Trans Subs	EAST TOWANDA TRANSMISSION SUB	35210 - Structures, Improvements	Driveways, Parking, Roads and Walks	\$233.76	\$226.77	\$6.99
PELE Pennsylvania Electric	PELE - Trans Subs	EAST TOWANDA TRANSMISSION SUB	35210 - Structures, Improvements	Driveways, Parking, Roads and Walks	\$446.31	\$401.17	\$45.14
PELE Pennsylvania Electric	PELE - Trans Subs	EAST TOWANDA TRANSMISSION SUB	35210 - Structures, Improvements	Driveways, Parking, Roads and Walks	\$576.63	\$557.32	\$19.31
PELE Pennsylvania Electric	PELE - Trans Subs	EAST TOWANDA TRANSMISSION SUB	35210 - Structures, Improvements	Driveways, Parking, Roads and Walks	\$3,610.00	\$3,304.57	\$305.43
PELE Pennsylvania Electric	PELE - Trans Subs	EAST TOWANDA TRANSMISSION SUB	35210 - Structures, Improvements	Driveways, Parking, Roads and Walks	\$5,682.24	\$5,056.19	\$626.05
PELE Pennsylvania Electric	PELE - Trans Subs	EAST TOWANDA TRANSMISSION SUB	35210 - Structures, Improvements	Driveways, Parking, Roads and Walks	\$44,730.15	\$41,281.49	\$3,448.66
PELE Pennsylvania Electric	PELE - Trans Subs	EAST TOWANDA TRANSMISSION SUB	35210 - Structures, Improvements	Fence	\$861.96	\$774.78	\$87.18
PELE Pennsylvania Electric	PELE - Trans Subs	EAST TOWANDA TRANSMISSION SUB	35210 - Structures, Improvements	Fence	\$2,391.54	\$2,320.09	\$71.45
PELE Pennsylvania Electric	PELE - Trans Subs	EAST TOWANDA TRANSMISSION SUB	35210 - Structures, Improvements	Fence	\$2,821.39	\$2,689.82	\$131.57
PELE Pennsylvania Electric	PELE - Trans Subs	EAST TOWANDA TRANSMISSION SUB	35210 - Structures, Improvements	Fence	\$6,815.10	\$5,858.41	\$956.69
PELE Pennsylvania Electric	PELE - Trans Subs	EAST TOWANDA TRANSMISSION SUB	35210 - Structures, Improvements	Fence	\$9,588.18	\$8,848.93	\$739.25
PELE Pennsylvania Electric	PELE - Trans Subs	EAST TOWANDA TRANSMISSION SUB	35210 - Structures, Improvements	Fence	\$32,714.04	\$1,399.12	\$31,314.92
PELE Pennsylvania Electric	PELE - Trans Subs	EAST TOWANDA TRANSMISSION SUB	35210 - Structures, Improvements	HVAC	\$136.27	\$123.65	\$12.62
PELE Pennsylvania Electric	PELE - Trans Subs	EAST TOWANDA TRANSMISSION SUB	35210 - Structures, Improvements	HVAC	\$198.39	\$153.02	\$45.37
PELE Pennsylvania Electric	PELE - Trans Subs	EAST TOWANDA TRANSMISSION SUB	35210 - Structures, Improvements	HVAC	\$406.60	\$349.53	\$57.07
PELE Pennsylvania Electric	PELE - Trans Subs	EAST TOWANDA TRANSMISSION SUB	35210 - Structures, Improvements	HVAC	\$1,494.10	\$907.23	\$586.87
PELE Pennsylvania Electric	PELE - Trans Subs	EAST TOWANDA TRANSMISSION SUB	35210 - Structures, Improvements	HVAC	\$1,598.24	\$999.34	\$598.90
PELE Pennsylvania Electric	PELE - Trans Subs	EAST TOWANDA TRANSMISSION SUB	35210 - Structures, Improvements	HVAC	\$2,751.79	\$2,539.63	\$212.16
PELE Pennsylvania Electric	PELE - Trans Subs	EAST TOWANDA TRANSMISSION SUB	35210 - Structures, Improvements	Landscaping	\$738.57	\$681.63	\$56.94

Company	Major Location	Asset Location	Utility Account	Asset Retirement Unit	Book Cost	Allocated Reserve	Net Book Value
PELE Pennsylvania Electric	PELE - Trans Subs	EAST TOWANDA TRANSMISSION SUB	35210 - Structures, Improvements	Landscaping	\$926.38	\$824.32	\$102.06
PELE Pennsylvania Electric	PELE - Trans Subs	EAST TOWANDA TRANSMISSION SUB	35210 - Structures, Improvements	Lighting/Power System	\$585.19	\$520.72	\$64.47
PELE Pennsylvania Electric	PELE - Trans Subs	EAST TOWANDA TRANSMISSION SUB	35210 - Structures, Improvements	Lighting/Power System	\$628.52	\$575.34	\$53.18
PELE Pennsylvania Electric	PELE - Trans Subs	EAST TOWANDA TRANSMISSION SUB	35210 - Structures, Improvements	Lighting/Power System	\$768.72	\$668.94	\$99.78
PELE Pennsylvania Electric	PELE - Trans Subs	EAST TOWANDA TRANSMISSION SUB	35210 - Structures, Improvements	Lighting/Power System	\$954.40	\$562.00	\$392.40
PELE Pennsylvania Electric	PELE - Trans Subs	EAST TOWANDA TRANSMISSION SUB	35210 - Structures, Improvements	Lighting/Power System	\$1,916.22	\$1,722.40	\$193.82
PELE Pennsylvania Electric	PELE - Trans Subs	EAST TOWANDA TRANSMISSION SUB	35210 - Structures, Improvements	Lighting/Power System	\$2,251.68	\$1,703.97	\$547.71
PELE Pennsylvania Electric	PELE - Trans Subs	EAST TOWANDA TRANSMISSION SUB	35210 - Structures, Improvements	Lighting/Power System	\$2,964.34	\$2,548.21	\$416.13
PELE Pennsylvania Electric	PELE - Trans Subs	EAST TOWANDA TRANSMISSION SUB	35210 - Structures, Improvements	Lighting/Power System	\$6,106.73	\$4,710.20	\$1,396.53
PELE Pennsylvania Electric	PELE - Trans Subs	EAST TOWANDA TRANSMISSION SUB	35210 - Structures, Improvements	Lighting/Power System	\$7,463.55	\$6,888.12	\$575.43
PELE Pennsylvania Electric	PELE - Trans Subs	EAST TOWANDA TRANSMISSION SUB	35210 - Structures, Improvements	Partitions	\$641.25	\$494.60	\$146.65
PELE Pennsylvania Electric	PELE - Trans Subs	EAST TOWANDA TRANSMISSION SUB	35210 - Structures, Improvements	Potable Water Supply System	\$121.40	\$111.13	\$10.27
PELE Pennsylvania Electric	PELE - Trans Subs	EAST TOWANDA TRANSMISSION SUB	35210 - Structures, Improvements	Potable Water Supply System	\$1,193.93	\$1,101.88	\$92.05
PELE Pennsylvania Electric	PELE - Trans Subs	EAST TOWANDA TRANSMISSION SUB	35210 - Structures, Improvements	Railroad Track System	\$36,551.62	\$33,733.52	\$2,818.10
PELE Pennsylvania Electric	PELE - Trans Subs	EAST TOWANDA TRANSMISSION SUB	35210 - Structures, Improvements	Sanitary/Septic Sewer System	\$1,157.39	\$1,068.16	\$89.23
PELE Pennsylvania Electric	PELE - Trans Subs	EAST TOWANDA TRANSMISSION SUB	35210 - Structures, Improvements	Site Improvements	\$251.21	\$13.73	\$237.48
PELE Pennsylvania Electric	PELE - Trans Subs	EAST TOWANDA TRANSMISSION SUB	35210 - Structures, Improvements	Site Improvements	\$3,166.45	\$2,817.59	\$348.86
PELE Pennsylvania Electric	PELE - Trans Subs	EAST TOWANDA TRANSMISSION SUB	35210 - Structures, Improvements	Site Improvements	\$8,177.70	\$349.74	\$7,827.96
PELE Pennsylvania Electric	PELE - Trans Subs	EAST TOWANDA TRANSMISSION SUB	35210 - Structures, Improvements	Site Improvements	\$8,522.34	\$7,865.28	\$657.06
PELE Pennsylvania Electric	PELE - Trans Subs	EAST TOWANDA TRANSMISSION SUB	35210 - Structures, Improvements	Site Improvements	\$14,842.79	\$3,739.90	\$11,102.89
PELE Pennsylvania Electric	PELE - Trans Subs	EAST TOWANDA TRANSMISSION SUB	35210 - Structures, Improvements	Stores Equipment	\$17,562.95	\$11,599.04	\$5,963.91
PELE Pennsylvania Electric	PELE - Trans Subs	EAST TOWANDA TRANSMISSION SUB	35210 - Structures, Improvements	UPS	\$35.46	\$30.48	\$4.98
PELE Pennsylvania Electric	PELE - Trans Subs	EAST TOWANDA TRANSMISSION SUB	35210 - Structures, Improvements	Yard Drainage System	\$211.26	\$194.98	\$16.28
PELE Pennsylvania Electric	PELE - Trans Subs	EAST TOWANDA TRANSMISSION SUB	35210 - Structures, Improvements	Yard Drainage System	\$4,346.70	\$3,867.80	\$478.90
PELE Pennsylvania Electric	PELE - Trans Subs	EAST TOWANDA TRANSMISSION SUB	35210 - Structures, Improvements	Yard range & protective lighting	\$16.46	\$14.65	\$1.81
PELE Pennsylvania Electric	PELE - Trans Subs	EAST TOWANDA TRANSMISSION SUB	35210 - Structures, Improvements	Yard range & protective lighting	\$47.31	\$45.10	\$2.21
PELE Pennsylvania Electric	PELE - Trans Subs	EAST TOWANDA TRANSMISSION SUB	35210 - Structures, Improvements	Yard range & protective lighting	\$147.90	\$143.48	\$4.42
PELE Pennsylvania Electric	PELE - Trans Subs	EAST TOWANDA TRANSMISSION SUB	35210 - Structures, Improvements	Yard range & protective lighting	\$483.95	\$416.01	\$67.94
PELE Pennsylvania Electric	PELE - Trans Subs	EAST TOWANDA TRANSMISSION SUB	35210 - Structures, Improvements	Yard range & protective lighting	\$518.80	\$466.33	\$52.47
PELE Pennsylvania Electric	PELE - Trans Subs	EAST TOWANDA TRANSMISSION SUB	35210 - Structures, Improvements	Yard range & protective lighting	\$1,138.61	\$1,050.82	\$87.79
PELE Pennsylvania Electric	PELE - Trans Subs	EAST TOWANDA TRANSMISSION SUB	35210 - Structures, Improvements	Yard range & protective lighting	\$1,145.70	\$674.65	\$471.05
PELE Pennsylvania Electric	PELE - Trans Subs	EAST TOWANDA TRANSMISSION SUB	35210 - Structures, Improvements	Yard Surfacing	\$17,645.12	\$754.65	\$16,890.47
EAST TOWANDA TRANSMISSION SUB Total					\$382,455.55	\$260,256.49	\$122,199.06
PELE Pennsylvania Electric	PELE SUBTRANS SUBS	ERIE EAST SUB	35210 - Structures, Improvements	Building	\$11,885.30	\$4,445.16	\$7,440.14
PELE Pennsylvania Electric	PELE SUBTRANS SUBS	ERIE EAST SUB	35210 - Structures, Improvements	Fence	\$9,841.81	\$3,680.89	\$6,160.92
PELE Pennsylvania Electric	PELE SUBTRANS SUBS	ERIE EAST SUB	35210 - Structures, Improvements	Foundation - Equipment	\$17,477.92	\$6,536.83	\$10,941.09
PELE Pennsylvania Electric	PELE SUBTRANS SUBS	ERIE EAST SUB	35210 - Structures, Improvements	Site Improvements	\$3,128.15	\$2,816.04	\$312.11
PELE Pennsylvania Electric	PELE SUBTRANS SUBS	ERIE EAST SUB	35210 - Structures, Improvements	Site Improvements	\$18,473.18	\$6,909.06	\$11,564.12
PELE Pennsylvania Electric	PELE SUBTRANS SUBS	ERIE EAST SUB	35210 - Structures, Improvements	Stores Equipment	\$184,126.52	\$68,864.18	\$115,262.34
PELE Pennsylvania Electric	PELE SUBTRANS SUBS	ERIE EAST SUB	35210 - Structures, Improvements	Yard range & protective lighting	\$2,210.45	\$826.72	\$1,383.73
PELE Pennsylvania Electric	PELE SUBTRANS SUBS	ERIE EAST SUB	35210 - Structures, Improvements	Yard Surfacing	\$18,473.18	\$6,909.06	\$11,564.12
ERIE EAST SUB Total					\$265,616.51	\$100,987.92	\$164,628.59
PELE Pennsylvania Electric	PELE - Trans Subs	ERIE SOUTH TRANSMISSION SUB	35210 - Structures, Improvements	Air Conditioner Unit	\$12,031.03	\$1,165.80	\$10,865.23
PELE Pennsylvania Electric	PELE - Trans Subs	ERIE SOUTH TRANSMISSION SUB	35210 - Structures, Improvements	Building	\$1,043.59	\$963.13	\$80.46
PELE Pennsylvania Electric	PELE - Trans Subs	ERIE SOUTH TRANSMISSION SUB	35210 - Structures, Improvements	Building	\$3,346.74	\$3,134.13	\$212.61
PELE Pennsylvania Electric	PELE - Trans Subs	ERIE SOUTH TRANSMISSION SUB	35210 - Structures, Improvements	Building	\$5,927.26	\$3,490.27	\$2,436.99
PELE Pennsylvania Electric	PELE - Trans Subs	ERIE SOUTH TRANSMISSION SUB	35210 - Structures, Improvements	Building	\$9,444.50	\$7,904.06	\$1,540.44
PELE Pennsylvania Electric	PELE - Trans Subs	ERIE SOUTH TRANSMISSION SUB	35210 - Structures, Improvements	Building	\$9,722.01	\$8,738.66	\$983.35
PELE Pennsylvania Electric	PELE - Trans Subs	ERIE SOUTH TRANSMISSION SUB	35210 - Structures, Improvements	Building	\$20,505.42	\$8,481.51	\$12,023.91
PELE Pennsylvania Electric	PELE - Trans Subs	ERIE SOUTH TRANSMISSION SUB	35210 - Structures, Improvements	Building	\$34,995.80	\$15,178.07	\$19,817.73
PELE Pennsylvania Electric	PELE - Trans Subs	ERIE SOUTH TRANSMISSION SUB	35210 - Structures, Improvements	Driveways, Parking, Roads and Walks	\$2,722.65	\$2,549.69	\$172.96
PELE Pennsylvania Electric	PELE - Trans Subs	ERIE SOUTH TRANSMISSION SUB	35210 - Structures, Improvements	Driveways, Parking, Roads and Walks	\$10,482.26	\$9,422.01	\$1,060.25
PELE Pennsylvania Electric	PELE - Trans Subs	ERIE SOUTH TRANSMISSION SUB	35210 - Structures, Improvements	Driveways, Parking, Roads and Walks	\$16,573.45	\$15,171.19	\$1,402.26
PELE Pennsylvania Electric	PELE - Trans Subs	ERIE SOUTH TRANSMISSION SUB	35210 - Structures, Improvements	Driveways, Parking, Roads and Walks	\$18,946.64	\$15,856.36	\$3,090.28

Company	Major Location	Asset Location	Utility Account	Asset Retirement Unit	Book Cost	Allocated Reserve	Net Book Value
PELE Pennsylvania Electric	PELE - Trans Subs	ERIE SOUTH TRANSMISSION SUB	35210 - Structures, Improvements	Driveways, Parking, Roads and Walks	\$26,860.86	\$21,096.60	\$5,764.26
PELE Pennsylvania Electric	PELE - Trans Subs	ERIE SOUTH TRANSMISSION SUB	35210 - Structures, Improvements	Driveways, Parking, Roads and Walks	\$58,115.63	\$47,198.16	\$10,917.47
PELE Pennsylvania Electric	PELE - Trans Subs	ERIE SOUTH TRANSMISSION SUB	35210 - Structures, Improvements	Fence	\$845.55	\$707.63	\$137.92
PELE Pennsylvania Electric	PELE - Trans Subs	ERIE SOUTH TRANSMISSION SUB	35210 - Structures, Improvements	Fence	\$3,458.51	\$3,238.80	\$219.71
PELE Pennsylvania Electric	PELE - Trans Subs	ERIE SOUTH TRANSMISSION SUB	35210 - Structures, Improvements	Fence	\$3,595.92	\$1,414.83	\$2,181.09
PELE Pennsylvania Electric	PELE - Trans Subs	ERIE SOUTH TRANSMISSION SUB	35210 - Structures, Improvements	Fence	\$5,140.28	\$4,620.35	\$519.93
PELE Pennsylvania Electric	PELE - Trans Subs	ERIE SOUTH TRANSMISSION SUB	35210 - Structures, Improvements	Fence	\$6,488.81	\$5,646.58	\$842.23
PELE Pennsylvania Electric	PELE - Trans Subs	ERIE SOUTH TRANSMISSION SUB	35210 - Structures, Improvements	Fence	\$10,034.92	\$9,185.88	\$849.04
PELE Pennsylvania Electric	PELE - Trans Subs	ERIE SOUTH TRANSMISSION SUB	35210 - Structures, Improvements	Gas or Oil Supply System	\$88.12	\$80.67	\$7.45
PELE Pennsylvania Electric	PELE - Trans Subs	ERIE SOUTH TRANSMISSION SUB	35210 - Structures, Improvements	Gas or Oil Supply System	\$512.65	\$460.80	\$51.85
PELE Pennsylvania Electric	PELE - Trans Subs	ERIE SOUTH TRANSMISSION SUB	35210 - Structures, Improvements	Gas or Oil Supply System	\$700.03	\$508.43	\$191.60
PELE Pennsylvania Electric	PELE - Trans Subs	ERIE SOUTH TRANSMISSION SUB	35210 - Structures, Improvements	Gas or Oil Supply System	\$763.72	\$566.49	\$197.23
PELE Pennsylvania Electric	PELE - Trans Subs	ERIE SOUTH TRANSMISSION SUB	35210 - Structures, Improvements	Gas or Oil Supply System	\$1,700.59	\$1,423.22	\$277.37
PELE Pennsylvania Electric	PELE - Trans Subs	ERIE SOUTH TRANSMISSION SUB	35210 - Structures, Improvements	Gas or Oil Supply System	\$8,827.49	\$7,169.18	\$1,658.31
PELE Pennsylvania Electric	PELE - Trans Subs	ERIE SOUTH TRANSMISSION SUB	35210 - Structures, Improvements	HVAC	\$11.00	\$10.07	\$0.93
PELE Pennsylvania Electric	PELE - Trans Subs	ERIE SOUTH TRANSMISSION SUB	35210 - Structures, Improvements	HVAC	\$431.26	\$387.64	\$43.62
PELE Pennsylvania Electric	PELE - Trans Subs	ERIE SOUTH TRANSMISSION SUB	35210 - Structures, Improvements	HVAC	\$515.80	\$431.67	\$84.13
PELE Pennsylvania Electric	PELE - Trans Subs	ERIE SOUTH TRANSMISSION SUB	35210 - Structures, Improvements	HVAC	\$14,844.96	\$6,735.16	\$8,109.80
PELE Pennsylvania Electric	PELE - Trans Subs	ERIE SOUTH TRANSMISSION SUB	35210 - Structures, Improvements	Landscaping	\$2,179.84	\$1,995.41	\$184.43
PELE Pennsylvania Electric	PELE - Trans Subs	ERIE SOUTH TRANSMISSION SUB	35210 - Structures, Improvements	Landscaping	\$6,985.23	\$6,278.70	\$706.53
PELE Pennsylvania Electric	PELE - Trans Subs	ERIE SOUTH TRANSMISSION SUB	35210 - Structures, Improvements	Lighting/Power System	\$31.77	\$23.56	\$8.21
PELE Pennsylvania Electric	PELE - Trans Subs	ERIE SOUTH TRANSMISSION SUB	35210 - Structures, Improvements	Lighting/Power System	\$290.53	\$196.82	\$93.71
PELE Pennsylvania Electric	PELE - Trans Subs	ERIE SOUTH TRANSMISSION SUB	35210 - Structures, Improvements	Lighting/Power System	\$1,125.46	\$1,030.23	\$95.23
PELE Pennsylvania Electric	PELE - Trans Subs	ERIE SOUTH TRANSMISSION SUB	35210 - Structures, Improvements	Lighting/Power System	\$1,150.62	\$1,001.27	\$149.35
PELE Pennsylvania Electric	PELE - Trans Subs	ERIE SOUTH TRANSMISSION SUB	35210 - Structures, Improvements	Lighting/Power System	\$1,452.81	\$1,360.52	\$92.29
PELE Pennsylvania Electric	PELE - Trans Subs	ERIE SOUTH TRANSMISSION SUB	35210 - Structures, Improvements	Lighting/Power System	\$2,468.06	\$1,792.56	\$675.50
PELE Pennsylvania Electric	PELE - Trans Subs	ERIE SOUTH TRANSMISSION SUB	35210 - Structures, Improvements	Lighting/Power System	\$3,325.41	\$2,783.02	\$542.39
PELE Pennsylvania Electric	PELE - Trans Subs	ERIE SOUTH TRANSMISSION SUB	35210 - Structures, Improvements	Lighting/Power System	\$7,473.64	\$6,717.70	\$755.94
PELE Pennsylvania Electric	PELE - Trans Subs	ERIE SOUTH TRANSMISSION SUB	35210 - Structures, Improvements	Lighting/Power System	\$7,724.80	\$6,273.64	\$1,451.16
PELE Pennsylvania Electric	PELE - Trans Subs	ERIE SOUTH TRANSMISSION SUB	35210 - Structures, Improvements	Non-Unitized	\$1.51	\$0.06	\$1.45
PELE Pennsylvania Electric	PELE - Trans Subs	ERIE SOUTH TRANSMISSION SUB	35210 - Structures, Improvements	Non-Unitized	\$23,916.21	\$1,446.83	\$22,469.38
PELE Pennsylvania Electric	PELE - Trans Subs	ERIE SOUTH TRANSMISSION SUB	35210 - Structures, Improvements	Non-Unitized	\$29,148.59	\$739.91	\$28,408.68
PELE Pennsylvania Electric	PELE - Trans Subs	ERIE SOUTH TRANSMISSION SUB	35210 - Structures, Improvements	Potable Water Supply System	\$375.35	\$337.38	\$37.97
PELE Pennsylvania Electric	PELE - Trans Subs	ERIE SOUTH TRANSMISSION SUB	35210 - Structures, Improvements	Potable Water Supply System	\$1,080.87	\$989.41	\$91.46
PELE Pennsylvania Electric	PELE - Trans Subs	ERIE SOUTH TRANSMISSION SUB	35210 - Structures, Improvements	Potable Water Supply System	\$2,649.41	\$1,202.04	\$1,447.37
PELE Pennsylvania Electric	PELE - Trans Subs	ERIE SOUTH TRANSMISSION SUB	35210 - Structures, Improvements	Potable Water Supply System	\$4,267.65	\$1,850.93	\$2,416.72
PELE Pennsylvania Electric	PELE - Trans Subs	ERIE SOUTH TRANSMISSION SUB	35210 - Structures, Improvements	Sanitary/Septic Sewer System	\$464.58	\$425.27	\$39.31
PELE Pennsylvania Electric	PELE - Trans Subs	ERIE SOUTH TRANSMISSION SUB	35210 - Structures, Improvements	Sanitary/Septic Sewer System	\$480.79	\$432.16	\$48.63
PELE Pennsylvania Electric	PELE - Trans Subs	ERIE SOUTH TRANSMISSION SUB	35210 - Structures, Improvements	Sanitary/Septic Sewer System	\$1,645.60	\$1,336.46	\$309.14
PELE Pennsylvania Electric	PELE - Trans Subs	ERIE SOUTH TRANSMISSION SUB	35210 - Structures, Improvements	Sanitary/Septic Sewer System	\$4,398.00	\$2,979.54	\$1,418.46
PELE Pennsylvania Electric	PELE - Trans Subs	ERIE SOUTH TRANSMISSION SUB	35210 - Structures, Improvements	Site Improvements	\$801.40	\$650.85	\$150.55
PELE Pennsylvania Electric	PELE - Trans Subs	ERIE SOUTH TRANSMISSION SUB	35210 - Structures, Improvements	Site Improvements	\$1,344.70	\$1,125.37	\$219.33
PELE Pennsylvania Electric	PELE - Trans Subs	ERIE SOUTH TRANSMISSION SUB	35210 - Structures, Improvements	Site Improvements	\$7,753.22	\$7,260.69	\$492.53
PELE Pennsylvania Electric	PELE - Trans Subs	ERIE SOUTH TRANSMISSION SUB	35210 - Structures, Improvements	Site Improvements	\$10,118.43	\$9,262.32	\$856.11
PELE Pennsylvania Electric	PELE - Trans Subs	ERIE SOUTH TRANSMISSION SUB	35210 - Structures, Improvements	Spill and Leakage System	\$10,728.17	\$8,712.80	\$2,015.37
PELE Pennsylvania Electric	PELE - Trans Subs	ERIE SOUTH TRANSMISSION SUB	35210 - Structures, Improvements	Stores Equipment	\$305.69	\$255.83	\$49.86
PELE Pennsylvania Electric	PELE - Trans Subs	ERIE SOUTH TRANSMISSION SUB	35210 - Structures, Improvements	Substructure	\$22,492.22	\$9,755.13	\$12,737.09
PELE Pennsylvania Electric	PELE - Trans Subs	ERIE SOUTH TRANSMISSION SUB	35210 - Structures, Improvements	UPS	\$1,176.37	\$1,101.64	\$74.73
PELE Pennsylvania Electric	PELE - Trans Subs	ERIE SOUTH TRANSMISSION SUB	35210 - Structures, Improvements	Yard Drainage System	\$187.19	\$171.35	\$15.84
PELE Pennsylvania Electric	PELE - Trans Subs	ERIE SOUTH TRANSMISSION SUB	35210 - Structures, Improvements	Yard Drainage System	\$187.85	\$136.43	\$51.42
PELE Pennsylvania Electric	PELE - Trans Subs	ERIE SOUTH TRANSMISSION SUB	35210 - Structures, Improvements	Yard Drainage System	\$600.35	\$562.22	\$38.13
PELE Pennsylvania Electric	PELE - Trans Subs	ERIE SOUTH TRANSMISSION SUB	35210 - Structures, Improvements	Yard Drainage System	\$2,410.56	\$2,017.39	\$393.17
PELE Pennsylvania Electric	PELE - Trans Subs	ERIE SOUTH TRANSMISSION SUB	35210 - Structures, Improvements	Yard Drainage System	\$3,528.52	\$2,865.66	\$662.86
PELE Pennsylvania Electric	PELE - Trans Subs	ERIE SOUTH TRANSMISSION SUB	35210 - Structures, Improvements	Yard Drainage System	\$5,817.96	\$5,229.49	\$588.47

Company	Major Location	Asset Location	Utility Account	Asset Retirement Unit	Book Cost	Allocated Reserve	Net Book Value
PELE Pennsylvania Electric	PELE - Trans Subs	ERIE SOUTH TRANSMISSION SUB	35210 - Structures, Improvements	Yard range & protective lighting	\$148.29	\$138.87	\$9.42
PELE Pennsylvania Electric	PELE - Trans Subs	ERIE SOUTH TRANSMISSION SUB	35210 - Structures, Improvements	Yard range & protective lighting	\$162.78	\$141.65	\$21.13
PELE Pennsylvania Electric	PELE - Trans Subs	ERIE SOUTH TRANSMISSION SUB	35210 - Structures, Improvements	Yard range & protective lighting	\$180.78	\$122.47	\$58.31
PELE Pennsylvania Electric	PELE - Trans Subs	ERIE SOUTH TRANSMISSION SUB	35210 - Structures, Improvements	Yard range & protective lighting	\$264.18	\$237.46	\$26.72
PELE Pennsylvania Electric	PELE - Trans Subs	ERIE SOUTH TRANSMISSION SUB	35210 - Structures, Improvements	Yard range & protective lighting	\$376.55	\$344.69	\$31.86
PELE Pennsylvania Electric	PELE - Trans Subs	ERIE SOUTH TRANSMISSION SUB	35210 - Structures, Improvements	Yard range & protective lighting	\$466.81	\$390.67	\$76.14
PELE Pennsylvania Electric	PELE - Trans Subs	ERIE SOUTH TRANSMISSION SUB	35210 - Structures, Improvements	Yard range & protective lighting	\$1,912.55	\$905.71	\$1,006.84
PELE Pennsylvania Electric	PELE - Trans Subs	ERIE SOUTH TRANSMISSION SUB	35210 - Structures, Improvements	Yard range & protective lighting	\$6,029.43	\$4,379.20	\$1,650.23
ERIE SOUTH TRANSMISSION SUB Total					\$468,308.18	\$299,898.38	\$168,409.80
PELE Pennsylvania Electric	PELE - Trans Subs	ERIE WEST SWITCHING STATION	35210 - Structures, Improvements	Building	\$16,422.62	\$13,544.93	\$2,877.69
PELE Pennsylvania Electric	PELE - Trans Subs	ERIE WEST SWITCHING STATION	35210 - Structures, Improvements	Driveways, Parking, Roads and Walks	\$18,505.78	\$13,188.32	\$3,317.46
PELE Pennsylvania Electric	PELE - Trans Subs	ERIE WEST SWITCHING STATION	35210 - Structures, Improvements	Driveways, Parking, Roads and Walks	\$18,400.34	\$11,831.84	\$6,568.50
PELE Pennsylvania Electric	PELE - Trans Subs	ERIE WEST SWITCHING STATION	35210 - Structures, Improvements	Driveways, Parking, Roads and Walks	\$35,789.23	\$27,083.68	\$8,705.55
PELE Pennsylvania Electric	PELE - Trans Subs	ERIE WEST SWITCHING STATION	35210 - Structures, Improvements	Driveways, Parking, Roads and Walks	\$66,006.23	\$54,440.14	\$11,566.09
PELE Pennsylvania Electric	PELE - Trans Subs	ERIE WEST SWITCHING STATION	35210 - Structures, Improvements	Fence	\$4,417.07	\$2,840.27	\$1,576.80
PELE Pennsylvania Electric	PELE - Trans Subs	ERIE WEST SWITCHING STATION	35210 - Structures, Improvements	Fence	\$13,576.95	\$11,197.90	\$2,379.05
PELE Pennsylvania Electric	PELE - Trans Subs	ERIE WEST SWITCHING STATION	35210 - Structures, Improvements	Foundation	\$13,463.53	\$1,809.80	\$11,653.73
PELE Pennsylvania Electric	PELE - Trans Subs	ERIE WEST SWITCHING STATION	35210 - Structures, Improvements	Foundation	\$23,457.56	\$3,601.91	\$19,855.65
PELE Pennsylvania Electric	PELE - Trans Subs	ERIE WEST SWITCHING STATION	35210 - Structures, Improvements	Gas or Oil Supply System	\$1,854.21	\$1,529.31	\$324.90
PELE Pennsylvania Electric	PELE - Trans Subs	ERIE WEST SWITCHING STATION	35210 - Structures, Improvements	Gas or Oil Supply System	\$4,699.87	\$3,556.65	\$1,143.22
PELE Pennsylvania Electric	PELE - Trans Subs	ERIE WEST SWITCHING STATION	35210 - Structures, Improvements	HVAC	\$412.85	\$340.50	\$72.35
PELE Pennsylvania Electric	PELE - Trans Subs	ERIE WEST SWITCHING STATION	35210 - Structures, Improvements	HVAC	\$1,638.03	\$1,163.70	\$474.33
PELE Pennsylvania Electric	PELE - Trans Subs	ERIE WEST SWITCHING STATION	35210 - Structures, Improvements	HVAC	\$9,276.05	\$5,113.95	\$4,162.10
PELE Pennsylvania Electric	PELE - Trans Subs	ERIE WEST SWITCHING STATION	35210 - Structures, Improvements	Landscaping	\$4,558.18	\$3,759.46	\$798.72
PELE Pennsylvania Electric	PELE - Trans Subs	ERIE WEST SWITCHING STATION	35210 - Structures, Improvements	Lighting/Power System	\$115.99	\$82.40	\$33.59
PELE Pennsylvania Electric	PELE - Trans Subs	ERIE WEST SWITCHING STATION	35210 - Structures, Improvements	Lighting/Power System	\$6,734.44	\$5,554.38	\$1,180.06
PELE Pennsylvania Electric	PELE - Trans Subs	ERIE WEST SWITCHING STATION	35210 - Structures, Improvements	Lighting/Power System	\$12,156.35	\$9,199.38	\$2,956.97
PELE Pennsylvania Electric	PELE - Trans Subs	ERIE WEST SWITCHING STATION	35210 - Structures, Improvements	Potable Water Supply System	\$642.71	\$530.09	\$112.62
PELE Pennsylvania Electric	PELE - Trans Subs	ERIE WEST SWITCHING STATION	35210 - Structures, Improvements	Potable Water Supply System	\$24,701.61	\$10,217.14	\$14,484.47
PELE Pennsylvania Electric	PELE - Trans Subs	ERIE WEST SWITCHING STATION	35210 - Structures, Improvements	Railroad Track System	\$45,992.99	\$37,933.77	\$8,059.22
PELE Pennsylvania Electric	PELE - Trans Subs	ERIE WEST SWITCHING STATION	35210 - Structures, Improvements	Sanitary/Septic Sewer System	\$495.30	\$318.49	\$176.81
PELE Pennsylvania Electric	PELE - Trans Subs	ERIE WEST SWITCHING STATION	35210 - Structures, Improvements	Sanitary/Septic Sewer System	\$5,040.74	\$4,157.47	\$883.27
PELE Pennsylvania Electric	PELE - Trans Subs	ERIE WEST SWITCHING STATION	35210 - Structures, Improvements	Sanitary/Septic Sewer System	\$8,490.07	\$3,682.24	\$4,807.83
PELE Pennsylvania Electric	PELE - Trans Subs	ERIE WEST SWITCHING STATION	35210 - Structures, Improvements	Site Improvements	\$6,343.39	\$4,800.39	\$1,543.00
PELE Pennsylvania Electric	PELE - Trans Subs	ERIE WEST SWITCHING STATION	35210 - Structures, Improvements	Site Improvements	\$8,851.27	\$5,691.57	\$3,159.70
PELE Pennsylvania Electric	PELE - Trans Subs	ERIE WEST SWITCHING STATION	35210 - Structures, Improvements	Site Improvements	\$30,599.20	\$13,882.86	\$16,716.34
PELE Pennsylvania Electric	PELE - Trans Subs	ERIE WEST SWITCHING STATION	35210 - Structures, Improvements	Site Improvements	\$38,598.99	\$31,835.40	\$6,763.59
PELE Pennsylvania Electric	PELE - Trans Subs	ERIE WEST SWITCHING STATION	35210 - Structures, Improvements	Substructure	\$324.19	\$267.38	\$56.81
PELE Pennsylvania Electric	PELE - Trans Subs	ERIE WEST SWITCHING STATION	35210 - Structures, Improvements	Yard Drainage System	\$2,990.26	\$2,262.90	\$727.36
PELE Pennsylvania Electric	PELE - Trans Subs	ERIE WEST SWITCHING STATION	35210 - Structures, Improvements	Yard Drainage System	\$5,584.30	\$4,605.78	\$978.52
PELE Pennsylvania Electric	PELE - Trans Subs	ERIE WEST SWITCHING STATION	35210 - Structures, Improvements	Yard Drainage System	\$6,787.19	\$5,423.05	\$1,364.14
PELE Pennsylvania Electric	PELE - Trans Subs	ERIE WEST SWITCHING STATION	35210 - Structures, Improvements	Yard range & protective lighting	\$2,887.32	\$2,381.39	\$505.93
PELE Pennsylvania Electric	PELE - Trans Subs	ERIE WEST SWITCHING STATION	35210 - Structures, Improvements	Yard range & protective lighting	\$3,031.68	\$2,294.24	\$737.44
PELE Pennsylvania Electric	PELE - Trans Subs	ERIE WEST SWITCHING STATION	35210 - Structures, Improvements	Yard Surfacing	\$84,181.51	\$14,554.35	\$69,627.16
ERIE WEST SWITCHING STATION Total					\$525,028.00	\$314,677.02	\$210,350.98
PELE Pennsylvania Electric	PELE SUBTRANS SUBS	FLORENCE 115/46 KV SUB	35210 - Structures, Improvements	Building	\$13,528.00	\$11,008.51	\$2,519.49
PELE Pennsylvania Electric	PELE SUBTRANS SUBS	FLORENCE 115/46 KV SUB	35210 - Structures, Improvements	Driveways, Parking, Roads and Walks	\$9,587.06	\$7,801.54	\$1,785.52
PELE Pennsylvania Electric	PELE SUBTRANS SUBS	FLORENCE 115/46 KV SUB	35210 - Structures, Improvements	Fence	\$4,644.79	\$3,779.73	\$865.06
PELE Pennsylvania Electric	PELE SUBTRANS SUBS	FLORENCE 115/46 KV SUB	35210 - Structures, Improvements	Fire Protection System, Building	\$168.36	\$102.47	\$65.89
PELE Pennsylvania Electric	PELE SUBTRANS SUBS	FLORENCE 115/46 KV SUB	35210 - Structures, Improvements	Gas or Oil Supply System	\$582.12	\$473.70	\$108.42
PELE Pennsylvania Electric	PELE SUBTRANS SUBS	FLORENCE 115/46 KV SUB	35210 - Structures, Improvements	HVAC	\$376.87	\$306.68	\$70.19
PELE Pennsylvania Electric	PELE SUBTRANS SUBS	FLORENCE 115/46 KV SUB	35210 - Structures, Improvements	Lighting/Power System	\$18.81	\$14.80	\$4.01
PELE Pennsylvania Electric	PELE SUBTRANS SUBS	FLORENCE 115/46 KV SUB	35210 - Structures, Improvements	Lighting/Power System	\$5,092.57	\$4,144.11	\$948.46
PELE Pennsylvania Electric	PELE SUBTRANS SUBS	FLORENCE 115/46 KV SUB	35210 - Structures, Improvements	Non-Unitized	\$864.36	\$52.29	\$812.07

Company	Major Location	Asset Location	Utility Account	Asset Retirement Unit	Book Cost	Allocated Reserve	Net Book Value
PELE Pennsylvania Electric	PELE SUBTRANS SUBS	FLORENCE 115/46 KV SUB	35210 - Structures, Improvements	Non-Unitized	\$959.05	\$75.33	\$883.72
PELE Pennsylvania Electric	PELE SUBTRANS SUBS	FLORENCE 115/46 KV SUB	35210 - Structures, Improvements	Potable Water Supply System	\$748.21	\$608.86	\$139.35
PELE Pennsylvania Electric	PELE SUBTRANS SUBS	FLORENCE 115/46 KV SUB	35210 - Structures, Improvements	Site Improvements	\$4,397.41	\$3,578.42	\$818.99
PELE Pennsylvania Electric	PELE SUBTRANS SUBS	FLORENCE 115/46 KV SUB	35210 - Structures, Improvements	Yard Drainage System	\$507.88	\$413.29	\$94.59
PELE Pennsylvania Electric	PELE SUBTRANS SUBS	FLORENCE 115/46 KV SUB	35210 - Structures, Improvements	Yard range & protective lighting	\$1,611.05	\$126.63	\$1,484.42
PELE Pennsylvania Electric	PELE SUBTRANS SUBS	FLORENCE 115/46 KV SUB	35210 - Structures, Improvements	Yard range & protective lighting	\$1,800.03	\$1,464.79	\$335.24
		FLORENCE 115/46 KV SUB Total			\$44,886.57	\$33,951.16	\$10,935.41
PELE Pennsylvania Electric	PELE - Trans Subs	FOREST TRANSMISSION SUB	35210 - Structures, Improvements	Building	\$2,886.36	\$2,663.83	\$222.53
PELE Pennsylvania Electric	PELE - Trans Subs	FOREST TRANSMISSION SUB	35210 - Structures, Improvements	Building	\$3,599.99	\$3,371.29	\$228.70
PELE Pennsylvania Electric	PELE - Trans Subs	FOREST TRANSMISSION SUB	35210 - Structures, Improvements	Driveways, Parking, Roads and Walks	\$1,226.11	\$1,026.13	\$199.98
PELE Pennsylvania Electric	PELE - Trans Subs	FOREST TRANSMISSION SUB	35210 - Structures, Improvements	Driveways, Parking, Roads and Walks	\$6,333.92	\$5,845.58	\$488.34
PELE Pennsylvania Electric	PELE - Trans Subs	FOREST TRANSMISSION SUB	35210 - Structures, Improvements	Fence	\$688.84	\$576.49	\$112.35
PELE Pennsylvania Electric	PELE - Trans Subs	FOREST TRANSMISSION SUB	35210 - Structures, Improvements	Fence	\$3,375.62	\$3,115.36	\$260.26
PELE Pennsylvania Electric	PELE - Trans Subs	FOREST TRANSMISSION SUB	35210 - Structures, Improvements	Fence	\$4,041.48	\$3,784.74	\$256.74
PELE Pennsylvania Electric	PELE - Trans Subs	FOREST TRANSMISSION SUB	35210 - Structures, Improvements	Gas or Oil Supply System	\$108.83	\$101.91	\$6.92
PELE Pennsylvania Electric	PELE - Trans Subs	FOREST TRANSMISSION SUB	35210 - Structures, Improvements	HVAC	\$92.87	\$85.71	\$7.16
PELE Pennsylvania Electric	PELE - Trans Subs	FOREST TRANSMISSION SUB	35210 - Structures, Improvements	Landscaping	\$1,367.34	\$1,144.32	\$223.02
PELE Pennsylvania Electric	PELE - Trans Subs	FOREST TRANSMISSION SUB	35210 - Structures, Improvements	Lighting/Power System	\$727.59	\$608.92	\$118.67
PELE Pennsylvania Electric	PELE - Trans Subs	FOREST TRANSMISSION SUB	35210 - Structures, Improvements	Lighting/Power System	\$924.77	\$866.02	\$58.75
PELE Pennsylvania Electric	PELE - Trans Subs	FOREST TRANSMISSION SUB	35210 - Structures, Improvements	Lighting/Power System	\$1,701.74	\$1,570.53	\$131.21
PELE Pennsylvania Electric	PELE - Trans Subs	FOREST TRANSMISSION SUB	35210 - Structures, Improvements	Site Improvements	\$2,231.31	\$2,059.28	\$172.03
PELE Pennsylvania Electric	PELE - Trans Subs	FOREST TRANSMISSION SUB	35210 - Structures, Improvements	Site Improvements	\$4,835.44	\$4,528.26	\$307.18
PELE Pennsylvania Electric	PELE - Trans Subs	FOREST TRANSMISSION SUB	35210 - Structures, Improvements	Yard Drainage System	\$203.54	\$190.61	\$12.93
PELE Pennsylvania Electric	PELE - Trans Subs	FOREST TRANSMISSION SUB	35210 - Structures, Improvements	Yard Drainage System	\$243.75	\$224.96	\$18.79
PELE Pennsylvania Electric	PELE - Trans Subs	FOREST TRANSMISSION SUB	35210 - Structures, Improvements	Yard range & protective lighting	\$138.81	\$129.99	\$8.82
PELE Pennsylvania Electric	PELE - Trans Subs	FOREST TRANSMISSION SUB	35210 - Structures, Improvements	Yard range & protective lighting	\$143.22	\$132.17	\$11.05
		FOREST TRANSMISSION SUB Total			\$34,871.53	\$32,026.09	\$2,845.44
PELE Pennsylvania Electric	PELE - Trans Subs	FOUR MILE JUNCTION SWITCHING STATION	35210 - Structures, Improvements	Building	\$3,033.90	\$2,752.90	\$281.00
PELE Pennsylvania Electric	PELE - Trans Subs	FOUR MILE JUNCTION SWITCHING STATION	35210 - Structures, Improvements	Driveways, Parking, Roads and Walks	\$317.07	\$279.11	\$37.96
PELE Pennsylvania Electric	PELE - Trans Subs	FOUR MILE JUNCTION SWITCHING STATION	35210 - Structures, Improvements	Driveways, Parking, Roads and Walks	\$1,089.39	\$988.49	\$100.90
PELE Pennsylvania Electric	PELE - Trans Subs	FOUR MILE JUNCTION SWITCHING STATION	35210 - Structures, Improvements	Fence	\$2,861.12	\$2,596.11	\$265.01
PELE Pennsylvania Electric	PELE - Trans Subs	FOUR MILE JUNCTION SWITCHING STATION	35210 - Structures, Improvements	Fence	\$3,073.29	\$1,394.35	\$1,678.94
PELE Pennsylvania Electric	PELE - Trans Subs	FOUR MILE JUNCTION SWITCHING STATION	35210 - Structures, Improvements	Gas or Oil Supply System	\$65.99	\$59.88	\$6.11
PELE Pennsylvania Electric	PELE - Trans Subs	FOUR MILE JUNCTION SWITCHING STATION	35210 - Structures, Improvements	HVAC	\$212.09	\$192.44	\$19.65
PELE Pennsylvania Electric	PELE - Trans Subs	FOUR MILE JUNCTION SWITCHING STATION	35210 - Structures, Improvements	Landscaping	\$106.32	\$96.48	\$9.84
PELE Pennsylvania Electric	PELE - Trans Subs	FOUR MILE JUNCTION SWITCHING STATION	35210 - Structures, Improvements	Lighting/Power System	\$675.80	\$601.35	\$74.45
PELE Pennsylvania Electric	PELE - Trans Subs	FOUR MILE JUNCTION SWITCHING STATION	35210 - Structures, Improvements	Lighting/Power System	\$1,029.43	\$895.81	\$133.62
PELE Pennsylvania Electric	PELE - Trans Subs	FOUR MILE JUNCTION SWITCHING STATION	35210 - Structures, Improvements	Lighting/Power System	\$1,210.05	\$1,097.98	\$112.07
PELE Pennsylvania Electric	PELE - Trans Subs	FOUR MILE JUNCTION SWITCHING STATION	35210 - Structures, Improvements	Lighting/Power System	\$43,822.26	\$1,874.19	\$41,948.07
PELE Pennsylvania Electric	PELE - Trans Subs	FOUR MILE JUNCTION SWITCHING STATION	35210 - Structures, Improvements	Potable Water Supply System	\$646.78	\$586.88	\$59.90
PELE Pennsylvania Electric	PELE - Trans Subs	FOUR MILE JUNCTION SWITCHING STATION	35210 - Structures, Improvements	Sanitary/Septic Sewer System	\$562.97	\$510.83	\$52.14
PELE Pennsylvania Electric	PELE - Trans Subs	FOUR MILE JUNCTION SWITCHING STATION	35210 - Structures, Improvements	Site Improvements	\$417.85	\$379.15	\$38.70
PELE Pennsylvania Electric	PELE - Trans Subs	FOUR MILE JUNCTION SWITCHING STATION	35210 - Structures, Improvements	Yard Drainage System	\$340.23	\$308.72	\$31.51
PELE Pennsylvania Electric	PELE - Trans Subs	FOUR MILE JUNCTION SWITCHING STATION	35210 - Structures, Improvements	Yard range & protective lighting	\$38.40	\$34.84	\$3.56
		FOUR MILE JUNCTION SWITCHING STATION Total			\$59,502.94	\$14,649.49	\$44,853.45
PELE Pennsylvania Electric	PELE - Trans Subs	GARRETT TRANSMISSION SUB	35210 - Structures, Improvements	Driveway	\$24,222.87	\$2,347.18	\$21,875.69
PELE Pennsylvania Electric	PELE - Trans Subs	GARRETT TRANSMISSION SUB	35210 - Structures, Improvements	Lighting/Power System	\$1,114.19	\$1,001.49	\$112.70
PELE Pennsylvania Electric	PELE - Trans Subs	GARRETT TRANSMISSION SUB	35210 - Structures, Improvements	Yard range & protective lighting	\$149.88	\$134.72	\$15.16
		GARRETT TRANSMISSION SUB Total			\$25,486.94	\$3,483.38	\$22,003.56
PELE Pennsylvania Electric	PELE - Trans Subs	GLADE SWITCHING STATION	35210 - Structures, Improvements	Building	\$12,111.42	\$10,136.00	\$1,975.42
PELE Pennsylvania Electric	PELE - Trans Subs	GLADE SWITCHING STATION	35210 - Structures, Improvements	Driveways, Parking, Roads and Walks	\$20,412.26	\$17,082.94	\$3,329.32
PELE Pennsylvania Electric	PELE - Trans Subs	GLADE SWITCHING STATION	35210 - Structures, Improvements	Fence	\$9,773.29	\$8,179.22	\$1,594.07
PELE Pennsylvania Electric	PELE - Trans Subs	GLADE SWITCHING STATION	35210 - Structures, Improvements	Gas or Oil Supply System	\$3,049.32	\$2,551.96	\$497.36
PELE Pennsylvania Electric	PELE - Trans Subs	GLADE SWITCHING STATION	35210 - Structures, Improvements	HVAC	\$249.53	\$208.83	\$40.70

Company	Major Location	Asset Location	Utility Account	Asset Retirement Unit	Book Cost	Allocated Reserve	Net Book Value
PELE Pennsylvania Electric	PELE - Trans Subs	GLADE SWITCHING STATION	35210 - Structures, Improvements	Landscaping	\$8,448.87	\$6,861.68	\$1,587.19
PELE Pennsylvania Electric	PELE - Trans Subs	GLADE SWITCHING STATION	35210 - Structures, Improvements	Lighting/Power System	\$380.29	\$308.85	\$71.44
PELE Pennsylvania Electric	PELE - Trans Subs	GLADE SWITCHING STATION	35210 - Structures, Improvements	Lighting/Power System	\$1,057.74	\$751.44	\$306.30
PELE Pennsylvania Electric	PELE - Trans Subs	GLADE SWITCHING STATION	35210 - Structures, Improvements	Lighting/Power System	\$5,641.19	\$4,721.09	\$920.10
PELE Pennsylvania Electric	PELE - Trans Subs	GLADE SWITCHING STATION	35210 - Structures, Improvements	Site Improvements	\$47,607.66	\$39,842.65	\$7,765.01
PELE Pennsylvania Electric	PELE - Trans Subs	GLADE SWITCHING STATION	35210 - Structures, Improvements	Yard Drainage System	\$5,431.16	\$4,545.31	\$885.85
PELE Pennsylvania Electric	PELE - Trans Subs	GLADE SWITCHING STATION	35210 - Structures, Improvements	Yard range & protective lighting	\$310.02	\$204.75	\$105.27
PELE Pennsylvania Electric	PELE - Trans Subs	GLADE SWITCHING STATION	35210 - Structures, Improvements	Yard range & protective lighting	\$849.68	\$711.10	\$138.58
PELE Pennsylvania Electric	PELE - Trans Subs	GLADE SWITCHING STATION	35210 - Structures, Improvements	Yard Surfacing	\$12,912.27	\$1,491.77	\$11,420.50
		GLADE SWITCHING STATION Total			\$128,234.70	\$97,597.59	\$30,637.11
PELE Pennsylvania Electric	PELE - Trans Subs	GORE JUNCTION SWITCHING STATION	35210 - Structures, Improvements	Building	\$5,968.77	\$5,130.88	\$837.89
PELE Pennsylvania Electric	PELE - Trans Subs	GORE JUNCTION SWITCHING STATION	35210 - Structures, Improvements	Driveways, Parking, Roads and Walks	\$5,141.36	\$4,419.62	\$721.74
PELE Pennsylvania Electric	PELE - Trans Subs	GORE JUNCTION SWITCHING STATION	35210 - Structures, Improvements	Fence	\$3,427.17	\$2,946.07	\$481.10
PELE Pennsylvania Electric	PELE - Trans Subs	GORE JUNCTION SWITCHING STATION	35210 - Structures, Improvements	Foundation	\$8,854.55	\$1,190.25	\$7,664.30
PELE Pennsylvania Electric	PELE - Trans Subs	GORE JUNCTION SWITCHING STATION	35210 - Structures, Improvements	HVAC	\$211.55	\$181.85	\$29.70
PELE Pennsylvania Electric	PELE - Trans Subs	GORE JUNCTION SWITCHING STATION	35210 - Structures, Improvements	Landscaping	\$323.21	\$277.84	\$45.37
PELE Pennsylvania Electric	PELE - Trans Subs	GORE JUNCTION SWITCHING STATION	35210 - Structures, Improvements	Landscaping	\$2,362.65	\$1,977.29	\$385.36
PELE Pennsylvania Electric	PELE - Trans Subs	GORE JUNCTION SWITCHING STATION	35210 - Structures, Improvements	Lighting/Power System	\$2,207.33	\$1,897.46	\$309.87
PELE Pennsylvania Electric	PELE - Trans Subs	GORE JUNCTION SWITCHING STATION	35210 - Structures, Improvements	Site Improvements	\$1,212.04	\$1,041.90	\$170.14
PELE Pennsylvania Electric	PELE - Trans Subs	GORE JUNCTION SWITCHING STATION	35210 - Structures, Improvements	Substructure	\$86.57	\$74.42	\$12.15
PELE Pennsylvania Electric	PELE - Trans Subs	GORE JUNCTION SWITCHING STATION	35210 - Structures, Improvements	Yard Drainage System	\$1,086.53	\$934.01	\$152.52
PELE Pennsylvania Electric	PELE - Trans Subs	GORE JUNCTION SWITCHING STATION	35210 - Structures, Improvements	Yard range & protective lighting	\$396.10	\$340.49	\$55.61
		GORE JUNCTION SWITCHING STATION Total			\$31,277.83	\$20,412.08	\$10,865.75
PELE Pennsylvania Electric	PELE - Dist Subs	GROVER SUB	35210 - Structures, Improvements	Non-Unitized	\$62,947.00	\$526.59	\$62,420.41
		GROVER SUB Total			\$62,947.00	\$526.59	\$62,420.41
PELE Pennsylvania Electric	PELE - Dist Subs	HILL VALLEY SUB	35210 - Structures, Improvements	Building	\$6,926.88	\$6,294.48	\$632.40
PELE Pennsylvania Electric	PELE - Dist Subs	HILL VALLEY SUB	35210 - Structures, Improvements	Driveways, Parking, Roads and Walks	\$2,188.74	\$1,988.92	\$199.82
PELE Pennsylvania Electric	PELE - Dist Subs	HILL VALLEY SUB	35210 - Structures, Improvements	Elevator	\$38.17	\$34.69	\$3.48
PELE Pennsylvania Electric	PELE - Dist Subs	HILL VALLEY SUB	35210 - Structures, Improvements	Fence	\$6,046.35	\$5,494.34	\$552.01
PELE Pennsylvania Electric	PELE - Dist Subs	HILL VALLEY SUB	35210 - Structures, Improvements	Gas or Oil Supply System	\$209.06	\$189.98	\$19.08
PELE Pennsylvania Electric	PELE - Dist Subs	HILL VALLEY SUB	35210 - Structures, Improvements	HVAC	\$252.63	\$229.57	\$23.06
PELE Pennsylvania Electric	PELE - Dist Subs	HILL VALLEY SUB	35210 - Structures, Improvements	Landscaping	\$4,564.58	\$4,147.84	\$416.74
PELE Pennsylvania Electric	PELE - Dist Subs	HILL VALLEY SUB	35210 - Structures, Improvements	Lighting/Power System	\$1,916.94	\$1,741.93	\$175.01
PELE Pennsylvania Electric	PELE - Dist Subs	HILL VALLEY SUB	35210 - Structures, Improvements	Potable Water Supply System	\$88.22	\$68.19	\$20.03
PELE Pennsylvania Electric	PELE - Dist Subs	HILL VALLEY SUB	35210 - Structures, Improvements	Potable Water Supply System	\$945.59	\$859.26	\$86.33
PELE Pennsylvania Electric	PELE - Dist Subs	HILL VALLEY SUB	35210 - Structures, Improvements	Sanitary/Septic Sewer System	\$499.33	\$453.74	\$45.59
PELE Pennsylvania Electric	PELE - Dist Subs	HILL VALLEY SUB	35210 - Structures, Improvements	Site Improvements	\$2,683.91	\$2,438.88	\$245.03
PELE Pennsylvania Electric	PELE - Dist Subs	HILL VALLEY SUB	35210 - Structures, Improvements	Yard Drainage System	\$1,650.64	\$1,499.95	\$150.69
PELE Pennsylvania Electric	PELE - Dist Subs	HILL VALLEY SUB	35210 - Structures, Improvements	Yard range & protective lighting	\$208.17	\$189.17	\$19.00
		HILL VALLEY SUB Total			\$28,219.21	\$25,630.93	\$2,588.28
PELE Pennsylvania Electric	PELE - Dist Subs	HOMER CITY SUB	35210 - Structures, Improvements	Transmitter/Receiver	\$49,427.73	\$5,716.15	\$43,711.58
		HOMER CITY SUB Total			\$49,427.73	\$5,716.15	\$43,711.58
PELE Pennsylvania Electric	PELE - Trans Subs	HOMER CITY TRANS SUB 1 & 2	35210 - Structures, Improvements	Building	\$5,484.34	\$3,023.55	\$2,460.79
PELE Pennsylvania Electric	PELE - Trans Subs	HOMER CITY TRANS SUB 1 & 2	35210 - Structures, Improvements	Building	\$35,267.00	\$16,701.13	\$18,565.87
PELE Pennsylvania Electric	PELE - Trans Subs	HOMER CITY TRANS SUB 1 & 2	35210 - Structures, Improvements	Driveways, Parking, Roads and Walks	\$25,230.71	\$20,809.60	\$4,421.11
PELE Pennsylvania Electric	PELE - Trans Subs	HOMER CITY TRANS SUB 1 & 2	35210 - Structures, Improvements	Fence	\$7,151.51	\$5,898.37	\$1,253.14
PELE Pennsylvania Electric	PELE - Trans Subs	HOMER CITY TRANS SUB 1 & 2	35210 - Structures, Improvements	Gas or Oil Supply System	\$519.39	\$428.38	\$91.01
PELE Pennsylvania Electric	PELE - Trans Subs	HOMER CITY TRANS SUB 1 & 2	35210 - Structures, Improvements	Gas or Oil Supply System	\$1,323.04	\$981.36	\$341.68
PELE Pennsylvania Electric	PELE - Trans Subs	HOMER CITY TRANS SUB 1 & 2	35210 - Structures, Improvements	Lighting/Power System	\$731.75	\$507.95	\$223.80
PELE Pennsylvania Electric	PELE - Trans Subs	HOMER CITY TRANS SUB 1 & 2	35210 - Structures, Improvements	Lighting/Power System	\$5,115.00	\$3,794.05	\$1,320.95
PELE Pennsylvania Electric	PELE - Trans Subs	HOMER CITY TRANS SUB 1 & 2	35210 - Structures, Improvements	Lighting/Power System	\$20,620.48	\$9,765.09	\$10,855.39
PELE Pennsylvania Electric	PELE - Trans Subs	HOMER CITY TRANS SUB 1 & 2	35210 - Structures, Improvements	Lighting/Power System	\$25,546.12	\$21,069.75	\$4,476.37
PELE Pennsylvania Electric	PELE - Trans Subs	HOMER CITY TRANS SUB 1 & 2	35210 - Structures, Improvements	Potable Water Supply System	\$19.63	\$15.42	\$4.21
PELE Pennsylvania Electric	PELE - Trans Subs	HOMER CITY TRANS SUB 1 & 2	35210 - Structures, Improvements	Potable Water Supply System	\$606.71	\$500.40	\$106.31

Company	Major Location	Asset Location	Utility Account	Asset Retirement Unit	Book Cost	Allocated Reserve	Net Book Value
PELE Pennsylvania Electric	PELE - Trans Subs	HOMER CITY TRANS SUB 1 & 2	35210 - Structures, Improvements	Prefab Building	\$56,017.39	\$46,201.62	\$9,815.77
PELE Pennsylvania Electric	PELE - Trans Subs	HOMER CITY TRANS SUB 1 & 2	35210 - Structures, Improvements	Site Improvements	\$7,772.43	\$6,410.09	\$1,361.94
PELE Pennsylvania Electric	PELE - Trans Subs	HOMER CITY TRANS SUB 1 & 2	35210 - Structures, Improvements	Wall, Retaining, Abuse, Miscellaneo	\$0.09	\$0.04	\$0.05
PELE Pennsylvania Electric	PELE - Trans Subs	HOMER CITY TRANS SUB 1 & 2	35210 - Structures, Improvements	Yard range & protective lighting	\$612.51	\$454.33	\$158.18
PELE Pennsylvania Electric	PELE - Trans Subs	HOMER CITY TRANS SUB 1 & 2	35210 - Structures, Improvements	Yard range & protective lighting	\$6,636.97	\$5,473.99	\$1,162.98
		HOMER CITY TRANS SUB 1 & 2 Total			\$198,655.07	\$142,035.52	\$56,619.55
PELE Pennsylvania Electric	PELE - Trans Subs	HOMER CITY TRANS SUB 3	35210 - Structures, Improvements	Landscaping	\$3,186.60	\$2,263.85	\$922.75
PELE Pennsylvania Electric	PELE - Trans Subs	HOMER CITY TRANS SUB 3	35210 - Structures, Improvements	Site Improvements	\$7,547.50	\$5,361.96	\$2,185.54
PELE Pennsylvania Electric	PELE - Trans Subs	HOMER CITY TRANS SUB 3	35210 - Structures, Improvements	Yard Drainage System	\$8,618.15	\$6,122.58	\$2,495.57
PELE Pennsylvania Electric	PELE - Trans Subs	HOMER CITY TRANS SUB 3	35210 - Structures, Improvements	Yard range & protective lighting	\$3,864.27	\$2,745.28	\$1,118.99
		HOMER CITY TRANS SUB 3 Total			\$23,216.52	\$16,493.68	\$6,722.84
PELE Pennsylvania Electric	PELE SUBTRANS SUBS	JACKSON ROAD TRANS SUB	35210 - Structures, Improvements	Building	\$339.86	\$292.67	\$47.19
PELE Pennsylvania Electric	PELE SUBTRANS SUBS	JACKSON ROAD TRANS SUB	35210 - Structures, Improvements	Building	\$5,919.34	\$5,618.47	\$300.87
PELE Pennsylvania Electric	PELE SUBTRANS SUBS	JACKSON ROAD TRANS SUB	35210 - Structures, Improvements	Building	\$9,910.63	\$7,934.83	\$1,975.80
PELE Pennsylvania Electric	PELE SUBTRANS SUBS	JACKSON ROAD TRANS SUB	35210 - Structures, Improvements	Driveways, Parking, Roads and Walks	\$2,930.06	\$2,781.13	\$148.93
PELE Pennsylvania Electric	PELE SUBTRANS SUBS	JACKSON ROAD TRANS SUB	35210 - Structures, Improvements	Fence	\$266.61	\$213.46	\$53.15
PELE Pennsylvania Electric	PELE SUBTRANS SUBS	JACKSON ROAD TRANS SUB	35210 - Structures, Improvements	Fence	\$5,985.38	\$5,681.15	\$304.23
PELE Pennsylvania Electric	PELE SUBTRANS SUBS	JACKSON ROAD TRANS SUB	35210 - Structures, Improvements	Landscaping	\$474.21	\$450.10	\$24.11
PELE Pennsylvania Electric	PELE SUBTRANS SUBS	JACKSON ROAD TRANS SUB	35210 - Structures, Improvements	Lighting/Power System	\$47.10	\$40.56	\$6.54
PELE Pennsylvania Electric	PELE SUBTRANS SUBS	JACKSON ROAD TRANS SUB	35210 - Structures, Improvements	Lighting/Power System	\$4,454.69	\$4,228.26	\$226.43
PELE Pennsylvania Electric	PELE SUBTRANS SUBS	JACKSON ROAD TRANS SUB	35210 - Structures, Improvements	Lighting/Power System	\$4,662.02	\$3,732.59	\$929.43
PELE Pennsylvania Electric	PELE SUBTRANS SUBS	JACKSON ROAD TRANS SUB	35210 - Structures, Improvements	Site Improvements	\$2,266.06	\$2,150.88	\$115.18
PELE Pennsylvania Electric	PELE SUBTRANS SUBS	JACKSON ROAD TRANS SUB	35210 - Structures, Improvements	Yard range & protective lighting	\$306.54	\$290.96	\$15.58
PELE Pennsylvania Electric	PELE SUBTRANS SUBS	JACKSON ROAD TRANS SUB	35210 - Structures, Improvements	Yard range & protective lighting	\$613.99	\$491.59	\$122.40
		JACKSON ROAD TRANS SUB Total			\$38,176.49	\$33,906.66	\$4,269.83
PELE Pennsylvania Electric	PELE - Trans Subs	JOHNSTOWN DISTRIBUTION SUBSTAT	35210 - Structures, Improvements	Building	\$128.52	\$70.86	\$57.66
PELE Pennsylvania Electric	PELE - Trans Subs	JOHNSTOWN DISTRIBUTION SUBSTAT	35210 - Structures, Improvements	Building	\$20,024.17	\$17,213.20	\$2,810.97
PELE Pennsylvania Electric	PELE - Trans Subs	JOHNSTOWN DISTRIBUTION SUBSTAT	35210 - Structures, Improvements	Driveways, Parking, Roads and Walks	\$47.11	\$34.94	\$12.17
PELE Pennsylvania Electric	PELE - Trans Subs	JOHNSTOWN DISTRIBUTION SUBSTAT	35210 - Structures, Improvements	Driveways, Parking, Roads and Walks	\$23,401.08	\$20,116.06	\$3,285.02
PELE Pennsylvania Electric	PELE - Trans Subs	JOHNSTOWN DISTRIBUTION SUBSTAT	35210 - Structures, Improvements	Fence	\$10,611.71	\$9,122.05	\$1,489.66
PELE Pennsylvania Electric	PELE - Trans Subs	JOHNSTOWN DISTRIBUTION SUBSTAT	35210 - Structures, Improvements	Gas or Oil Supply System	\$79.24	\$56.30	\$22.94
PELE Pennsylvania Electric	PELE - Trans Subs	JOHNSTOWN DISTRIBUTION SUBSTAT	35210 - Structures, Improvements	Gas or Oil Supply System	\$958.72	\$665.50	\$293.22
PELE Pennsylvania Electric	PELE - Trans Subs	JOHNSTOWN DISTRIBUTION SUBSTAT	35210 - Structures, Improvements	Gas or Oil Supply System	\$2,385.17	\$1,769.20	\$615.97
PELE Pennsylvania Electric	PELE - Trans Subs	JOHNSTOWN DISTRIBUTION SUBSTAT	35210 - Structures, Improvements	Gas or Oil Supply System	\$5,795.54	\$4,981.97	\$813.57
PELE Pennsylvania Electric	PELE - Trans Subs	JOHNSTOWN DISTRIBUTION SUBSTAT	35210 - Structures, Improvements	HVAC	\$518.68	\$445.87	\$72.81
PELE Pennsylvania Electric	PELE - Trans Subs	JOHNSTOWN DISTRIBUTION SUBSTAT	35210 - Structures, Improvements	Landscaping	\$1,477.39	\$1,218.51	\$258.88
PELE Pennsylvania Electric	PELE - Trans Subs	JOHNSTOWN DISTRIBUTION SUBSTAT	35210 - Structures, Improvements	Landscaping	\$13,790.56	\$11,854.65	\$1,935.91
PELE Pennsylvania Electric	PELE - Trans Subs	JOHNSTOWN DISTRIBUTION SUBSTAT	35210 - Structures, Improvements	Lighting/Power System	\$243.14	\$200.54	\$42.60
PELE Pennsylvania Electric	PELE - Trans Subs	JOHNSTOWN DISTRIBUTION SUBSTAT	35210 - Structures, Improvements	Lighting/Power System	\$1,510.34	\$1,120.29	\$390.05
PELE Pennsylvania Electric	PELE - Trans Subs	JOHNSTOWN DISTRIBUTION SUBSTAT	35210 - Structures, Improvements	Lighting/Power System	\$5,387.15	\$3,557.81	\$1,829.34
PELE Pennsylvania Electric	PELE - Trans Subs	JOHNSTOWN DISTRIBUTION SUBSTAT	35210 - Structures, Improvements	Lighting/Power System	\$6,083.91	\$4,223.15	\$1,860.76
PELE Pennsylvania Electric	PELE - Trans Subs	JOHNSTOWN DISTRIBUTION SUBSTAT	35210 - Structures, Improvements	Lighting/Power System	\$11,527.89	\$9,909.61	\$1,618.28
PELE Pennsylvania Electric	PELE - Trans Subs	JOHNSTOWN DISTRIBUTION SUBSTAT	35210 - Structures, Improvements	Potable Water Supply System	\$1,158.61	\$995.96	\$162.65
PELE Pennsylvania Electric	PELE - Trans Subs	JOHNSTOWN DISTRIBUTION SUBSTAT	35210 - Structures, Improvements	Sanitary/Septic Sewer System	\$591.92	\$508.82	\$83.10
PELE Pennsylvania Electric	PELE - Trans Subs	JOHNSTOWN DISTRIBUTION SUBSTAT	35210 - Structures, Improvements	Site Improvements	\$58,446.29	\$50,241.66	\$8,204.63
PELE Pennsylvania Electric	PELE - Trans Subs	JOHNSTOWN DISTRIBUTION SUBSTAT	35210 - Structures, Improvements	Spill and Leakage System	\$1,093.58	\$940.06	\$153.52
PELE Pennsylvania Electric	PELE - Trans Subs	JOHNSTOWN DISTRIBUTION SUBSTAT	35210 - Structures, Improvements	Substructure	\$20,203.60	\$16,663.38	\$3,540.22
PELE Pennsylvania Electric	PELE - Trans Subs	JOHNSTOWN DISTRIBUTION SUBSTAT	35210 - Structures, Improvements	Yard Drainage System	\$8,361.07	\$7,187.36	\$1,173.71
PELE Pennsylvania Electric	PELE - Trans Subs	JOHNSTOWN DISTRIBUTION SUBSTAT	35210 - Structures, Improvements	Yard range & protective lighting	\$173.35	\$123.15	\$50.20
PELE Pennsylvania Electric	PELE - Trans Subs	JOHNSTOWN DISTRIBUTION SUBSTAT	35210 - Structures, Improvements	Yard range & protective lighting	\$352.02	\$290.33	\$61.69
PELE Pennsylvania Electric	PELE - Trans Subs	JOHNSTOWN DISTRIBUTION SUBSTAT	35210 - Structures, Improvements	Yard range & protective lighting	\$1,546.91	\$763.05	\$783.86
PELE Pennsylvania Electric	PELE - Trans Subs	JOHNSTOWN DISTRIBUTION SUBSTAT	35210 - Structures, Improvements	Yard range & protective lighting	\$2,597.38	\$2,232.77	\$364.61
		JOHNSTOWN DISTRIBUTION SUBSTAT Total			\$198,495.05	\$166,507.07	\$31,987.98
PELE Pennsylvania Electric	PELE - Trans Subs	KEYSTONE 230KV SUB	35210 - Structures, Improvements	Driveways, Parking, Roads and Walks	\$10,202.35	\$8,770.15	\$1,432.20

Company	Major Location	Asset Location	Utility Account	Asset Retirement Unit	Book Cost	Allocated Reserve	Net Book Value
PELE Pennsylvania Electric	PELE - Trans Subs	KEYSTONE 230KV SUB	35210 - Structures, Improvements	Driveways, Parking, Roads and Walks	\$12,641.20	\$9,181.34	\$3,459.86
PELE Pennsylvania Electric	PELE - Trans Subs	KEYSTONE 230KV SUB	35210 - Structures, Improvements	Fence	\$4,983.45	\$4,283.88	\$699.57
PELE Pennsylvania Electric	PELE - Trans Subs	KEYSTONE 230KV SUB	35210 - Structures, Improvements	Landscaping	\$708.77	\$609.27	\$99.50
PELE Pennsylvania Electric	PELE - Trans Subs	KEYSTONE 230KV SUB	35210 - Structures, Improvements	Lighting/Power System	\$2,221.94	\$1,910.03	\$311.91
PELE Pennsylvania Electric	PELE - Trans Subs	KEYSTONE 230KV SUB	35210 - Structures, Improvements	Site Improvements	\$13,056.17	\$11,223.36	\$1,832.81
PELE Pennsylvania Electric	PELE - Trans Subs	KEYSTONE 230KV SUB	35210 - Structures, Improvements	Yard range & protective lighting	\$7,810.86	\$6,714.38	\$1,096.48
		KEYSTONE 230KV SUB Total			\$51,624.74	\$42,692.41	\$8,932.33
PELE Pennsylvania Electric	PELE - Trans Subs	KEYSTONE 500KV SUB	35210 - Structures, Improvements	Building	\$5,602.91	\$3,503.37	\$2,099.54
PELE Pennsylvania Electric	PELE - Trans Subs	KEYSTONE 500KV SUB	35210 - Structures, Improvements	Building	\$5,741.45	\$4,662.88	\$1,078.57
PELE Pennsylvania Electric	PELE - Trans Subs	KEYSTONE 500KV SUB	35210 - Structures, Improvements	Building	\$13,575.52	\$8,729.37	\$4,846.15
PELE Pennsylvania Electric	PELE - Trans Subs	KEYSTONE 500KV SUB	35210 - Structures, Improvements	Building	\$55,326.05	\$46,945.11	\$8,380.94
PELE Pennsylvania Electric	PELE - Trans Subs	KEYSTONE 500KV SUB	35210 - Structures, Improvements	Driveways, Parking, Roads and Walks	\$116,672.83	\$98,998.94	\$17,673.89
PELE Pennsylvania Electric	PELE - Trans Subs	KEYSTONE 500KV SUB	35210 - Structures, Improvements	Fence	\$13,682.24	\$11,609.62	\$2,072.62
PELE Pennsylvania Electric	PELE - Trans Subs	KEYSTONE 500KV SUB	35210 - Structures, Improvements	Fire Protection System, Building	\$205.83	\$174.65	\$31.18
PELE Pennsylvania Electric	PELE - Trans Subs	KEYSTONE 500KV SUB	35210 - Structures, Improvements	Fire Protection System, Yard	\$64,668.04	\$54,871.96	\$9,796.08
PELE Pennsylvania Electric	PELE - Trans Subs	KEYSTONE 500KV SUB	35210 - Structures, Improvements	Gas or Oil Supply System	\$3,297.96	\$2,678.41	\$619.55
PELE Pennsylvania Electric	PELE - Trans Subs	KEYSTONE 500KV SUB	35210 - Structures, Improvements	HVAC	\$70.63	\$57.36	\$13.27
PELE Pennsylvania Electric	PELE - Trans Subs	KEYSTONE 500KV SUB	35210 - Structures, Improvements	HVAC	\$10,617.17	\$4,604.78	\$6,012.39
PELE Pennsylvania Electric	PELE - Trans Subs	KEYSTONE 500KV SUB	35210 - Structures, Improvements	HVAC	\$24,886.93	\$21,116.99	\$3,769.94
PELE Pennsylvania Electric	PELE - Trans Subs	KEYSTONE 500KV SUB	35210 - Structures, Improvements	Landscaping	\$1,545.30	\$1,311.22	\$234.08
PELE Pennsylvania Electric	PELE - Trans Subs	KEYSTONE 500KV SUB	35210 - Structures, Improvements	Lighting/Power System	\$1,228.98	\$998.11	\$230.87
PELE Pennsylvania Electric	PELE - Trans Subs	KEYSTONE 500KV SUB	35210 - Structures, Improvements	Lighting/Power System	\$18,886.50	\$16,025.52	\$2,860.98
PELE Pennsylvania Electric	PELE - Trans Subs	KEYSTONE 500KV SUB	35210 - Structures, Improvements	Potable Water Supply System	\$11,766.26	\$9,983.88	\$1,782.38
PELE Pennsylvania Electric	PELE - Trans Subs	KEYSTONE 500KV SUB	35210 - Structures, Improvements	Sanitary/Septic Sewer System	\$1,685.01	\$1,429.76	\$255.25
PELE Pennsylvania Electric	PELE - Trans Subs	KEYSTONE 500KV SUB	35210 - Structures, Improvements	Site Improvements	\$120,310.63	\$102,085.67	\$18,224.96
PELE Pennsylvania Electric	PELE - Trans Subs	KEYSTONE 500KV SUB	35210 - Structures, Improvements	Spill and Leakage System	\$70.40	\$57.17	\$13.23
PELE Pennsylvania Electric	PELE - Trans Subs	KEYSTONE 500KV SUB	35210 - Structures, Improvements	Yard Drainage System	\$26,138.28	\$21,228.01	\$4,910.27
PELE Pennsylvania Electric	PELE - Trans Subs	KEYSTONE 500KV SUB	35210 - Structures, Improvements	Yard range & protective lighting	\$29,632.67	\$25,143.84	\$4,488.83
		KEYSTONE 500KV SUB Total			\$525,611.59	\$436,216.61	\$89,394.98
PELE Pennsylvania Electric	PELE - Dist Subs	LEWISTOWN AND REEDSVILLE SUB	35210 - Structures, Improvements	Yard Surfacing	\$78,050.68	\$11,999.47	\$66,051.21
		LEWISTOWN AND REEDSVILLE SUB Total			\$78,050.68	\$11,999.47	\$66,051.21
PELE Pennsylvania Electric	PELE - Trans Subs	LEWISTOWN TRANS SUB	35210 - Structures, Improvements	Building	\$16,272.52	\$9,880.86	\$6,391.66
PELE Pennsylvania Electric	PELE - Trans Subs	LEWISTOWN TRANS SUB	35210 - Structures, Improvements	Building	\$37,766.69	\$36,185.51	\$1,581.18
PELE Pennsylvania Electric	PELE - Trans Subs	LEWISTOWN TRANS SUB	35210 - Structures, Improvements	Driveways, Parking, Roads and Walks	\$2,619.72	\$2,279.69	\$340.03
PELE Pennsylvania Electric	PELE - Trans Subs	LEWISTOWN TRANS SUB	35210 - Structures, Improvements	Driveways, Parking, Roads and Walks	\$4,976.67	\$3,286.72	\$1,689.95
PELE Pennsylvania Electric	PELE - Trans Subs	LEWISTOWN TRANS SUB	35210 - Structures, Improvements	Driveways, Parking, Roads and Walks	\$12,431.44	\$7,548.52	\$4,882.92
PELE Pennsylvania Electric	PELE - Trans Subs	LEWISTOWN TRANS SUB	35210 - Structures, Improvements	Driveways, Parking, Roads and Walks	\$19,220.15	\$18,415.46	\$804.69
PELE Pennsylvania Electric	PELE - Trans Subs	LEWISTOWN TRANS SUB	35210 - Structures, Improvements	Fence	\$8,376.79	\$5,532.25	\$2,844.54
PELE Pennsylvania Electric	PELE - Trans Subs	LEWISTOWN TRANS SUB	35210 - Structures, Improvements	Fence	\$8,628.26	\$8,267.02	\$361.24
PELE Pennsylvania Electric	PELE - Trans Subs	LEWISTOWN TRANS SUB	35210 - Structures, Improvements	Fence	\$16,773.24	\$10,184.91	\$6,588.33
PELE Pennsylvania Electric	PELE - Trans Subs	LEWISTOWN TRANS SUB	35210 - Structures, Improvements	Gas or Oil Supply System	\$66.93	\$58.24	\$8.69
PELE Pennsylvania Electric	PELE - Trans Subs	LEWISTOWN TRANS SUB	35210 - Structures, Improvements	HVAC	\$1,301.79	\$1,247.28	\$54.51
PELE Pennsylvania Electric	PELE - Trans Subs	LEWISTOWN TRANS SUB	35210 - Structures, Improvements	Landscaping	\$280.94	\$244.48	\$36.46
PELE Pennsylvania Electric	PELE - Trans Subs	LEWISTOWN TRANS SUB	35210 - Structures, Improvements	Landscaping	\$1,845.81	\$1,750.15	\$95.66
PELE Pennsylvania Electric	PELE - Trans Subs	LEWISTOWN TRANS SUB	35210 - Structures, Improvements	Landscaping	\$3,495.36	\$2,122.42	\$1,372.94
PELE Pennsylvania Electric	PELE - Trans Subs	LEWISTOWN TRANS SUB	35210 - Structures, Improvements	Lighting/Power System	\$249.73	\$214.68	\$35.05
PELE Pennsylvania Electric	PELE - Trans Subs	LEWISTOWN TRANS SUB	35210 - Structures, Improvements	Lighting/Power System	\$1,484.19	\$980.19	\$504.00
PELE Pennsylvania Electric	PELE - Trans Subs	LEWISTOWN TRANS SUB	35210 - Structures, Improvements	Lighting/Power System	\$3,598.82	\$3,448.15	\$150.67
PELE Pennsylvania Electric	PELE - Trans Subs	LEWISTOWN TRANS SUB	35210 - Structures, Improvements	Lighting/Power System	\$4,806.94	\$4,183.01	\$623.93
PELE Pennsylvania Electric	PELE - Trans Subs	LEWISTOWN TRANS SUB	35210 - Structures, Improvements	Lighting/Power System	\$12,058.28	\$7,321.93	\$4,736.35
PELE Pennsylvania Electric	PELE - Trans Subs	LEWISTOWN TRANS SUB	35210 - Structures, Improvements	Non-Unitized	\$16,197.84	\$135.51	\$16,062.33
PELE Pennsylvania Electric	PELE - Trans Subs	LEWISTOWN TRANS SUB	35210 - Structures, Improvements	Potable Water Supply System	\$1,633.37	\$1,564.98	\$68.39
PELE Pennsylvania Electric	PELE - Trans Subs	LEWISTOWN TRANS SUB	35210 - Structures, Improvements	Sanitary/Septic Sewer System	\$788.12	\$755.13	\$32.99
PELE Pennsylvania Electric	PELE - Trans Subs	LEWISTOWN TRANS SUB	35210 - Structures, Improvements	Site Improvements	\$21,257.98	\$20,367.97	\$890.01

Company	Major Location	Asset Location	Utility Account	Asset Retirement Unit	Book Cost	Allocated Reserve	Net Book Value
PELE Pennsylvania Electric	PELE - Trans Subs	LEWISTOWN TRANS SUB	35210 - Structures, Improvements	Site Improvements	\$25,446.79	\$15,451.59	\$9,995.20
PELE Pennsylvania Electric	PELE - Trans Subs	LEWISTOWN TRANS SUB	35210 - Structures, Improvements	Yard Drainage System	\$1,592.64	\$1,525.96	\$66.68
PELE Pennsylvania Electric	PELE - Trans Subs	LEWISTOWN TRANS SUB	35210 - Structures, Improvements	Yard range & protective lighting	\$17.13	\$11.32	\$5.81
PELE Pennsylvania Electric	PELE - Trans Subs	LEWISTOWN TRANS SUB	35210 - Structures, Improvements	Yard range & protective lighting	\$18.34	\$13.88	\$4.46
PELE Pennsylvania Electric	PELE - Trans Subs	LEWISTOWN TRANS SUB	35210 - Structures, Improvements	Yard range & protective lighting	\$52.68	\$44.09	\$8.59
PELE Pennsylvania Electric	PELE - Trans Subs	LEWISTOWN TRANS SUB	35210 - Structures, Improvements	Yard range & protective lighting	\$257.07	\$223.70	\$33.37
PELE Pennsylvania Electric	PELE - Trans Subs	LEWISTOWN TRANS SUB	35210 - Structures, Improvements	Yard range & protective lighting	\$2,517.28	\$2,411.89	\$105.39
PELE Pennsylvania Electric	PELE - Trans Subs	LEWISTOWN TRANS SUB	35210 - Structures, Improvements	Yard range & protective lighting	\$8,321.14	\$5,052.69	\$3,268.45
		LEWISTOWN TRANS SUB Total			\$234,354.65	\$170,710.19	\$63,644.46
PELE Pennsylvania Electric	PELE - Trans Subs	LOBO TRANS SWITCHING STATION	35210 - Structures, Improvements	Yard range & protective lighting	\$1,073.20	\$812.15	\$261.05
		LOBO TRANS SWITCHING STATION Total			\$1,073.20	\$812.15	\$261.05
PELE Pennsylvania Electric	PELE - Trans Subs	PINEY SWITCHING STATION	35210 - Structures, Improvements	Driveways, Parking, Roads and Walks	\$415.05	\$410.37	\$4.68
PELE Pennsylvania Electric	PELE - Trans Subs	PINEY SWITCHING STATION	35210 - Structures, Improvements	Driveways, Parking, Roads and Walks	\$905.34	\$892.24	\$13.10
PELE Pennsylvania Electric	PELE - Trans Subs	PINEY SWITCHING STATION	35210 - Structures, Improvements	Driveways, Parking, Roads and Walks	\$3,945.23	\$3,813.06	\$132.17
PELE Pennsylvania Electric	PELE - Trans Subs	PINEY SWITCHING STATION	35210 - Structures, Improvements	Fence	\$109.49	\$108.26	\$1.23
PELE Pennsylvania Electric	PELE - Trans Subs	PINEY SWITCHING STATION	35210 - Structures, Improvements	Fence	\$336.10	\$263.98	\$72.12
PELE Pennsylvania Electric	PELE - Trans Subs	PINEY SWITCHING STATION	35210 - Structures, Improvements	Fence	\$1,949.51	\$1,944.48	\$5.03
PELE Pennsylvania Electric	PELE - Trans Subs	PINEY SWITCHING STATION	35210 - Structures, Improvements	Fence	\$1,996.67	\$1,418.49	\$578.18
PELE Pennsylvania Electric	PELE - Trans Subs	PINEY SWITCHING STATION	35210 - Structures, Improvements	Lighting/Power System	\$12.49	\$10.60	\$1.89
PELE Pennsylvania Electric	PELE - Trans Subs	PINEY SWITCHING STATION	35210 - Structures, Improvements	Lighting/Power System	\$153.48	\$153.12	\$0.36
PELE Pennsylvania Electric	PELE - Trans Subs	PINEY SWITCHING STATION	35210 - Structures, Improvements	Lighting/Power System	\$1,175.06	\$1,120.26	\$54.80
PELE Pennsylvania Electric	PELE - Trans Subs	PINEY SWITCHING STATION	35210 - Structures, Improvements	Lighting/Power System	\$1,739.41	\$1,024.25	\$715.16
PELE Pennsylvania Electric	PELE - Trans Subs	PINEY SWITCHING STATION	35210 - Structures, Improvements	Lighting/Power System	\$2,803.36	\$1,545.51	\$1,257.85
PELE Pennsylvania Electric	PELE - Trans Subs	PINEY SWITCHING STATION	35210 - Structures, Improvements	Site Improvements	\$6,153.07	\$6,024.26	\$128.81
PELE Pennsylvania Electric	PELE - Trans Subs	PINEY SWITCHING STATION	35210 - Structures, Improvements	Yard range & protective lighting	\$205.67	\$174.52	\$31.15
PELE Pennsylvania Electric	PELE - Trans Subs	PINEY SWITCHING STATION	35210 - Structures, Improvements	Yard range & protective lighting	\$744.06	\$410.20	\$333.86
PELE Pennsylvania Electric	PELE - Trans Subs	PINEY SWITCHING STATION	35210 - Structures, Improvements	Yard range & protective lighting	\$1,256.50	\$1,197.90	\$58.60
PELE Pennsylvania Electric	PELE - Trans Subs	PINEY SWITCHING STATION	35210 - Structures, Improvements	Yard range & protective lighting	\$24,930.45	\$1,958.20	\$22,972.25
		PINEY SWITCHING STATION Total			\$48,830.94	\$22,469.71	\$26,361.23
PELE Pennsylvania Electric	PELE - Trans Subs	PINEY TRANSMISSION STATION	35210 - Structures, Improvements	Building	\$557.61	\$552.73	\$4.88
PELE Pennsylvania Electric	PELE - Trans Subs	PINEY TRANSMISSION STATION	35210 - Structures, Improvements	Building	\$5,087.20	\$2,308.07	\$2,779.13
PELE Pennsylvania Electric	PELE - Trans Subs	PINEY TRANSMISSION STATION	35210 - Structures, Improvements	Driveways, Parking, Roads and Walks	\$891.34	\$849.78	\$41.56
PELE Pennsylvania Electric	PELE - Trans Subs	PINEY TRANSMISSION STATION	35210 - Structures, Improvements	Driveways, Parking, Roads and Walks	\$1,275.38	\$885.30	\$390.08
PELE Pennsylvania Electric	PELE - Trans Subs	PINEY TRANSMISSION STATION	35210 - Structures, Improvements	Fence	\$1,923.27	\$1,335.04	\$588.23
PELE Pennsylvania Electric	PELE - Trans Subs	PINEY TRANSMISSION STATION	35210 - Structures, Improvements	Gas or Oil Supply System	\$197.49	\$197.07	\$0.42
PELE Pennsylvania Electric	PELE - Trans Subs	PINEY TRANSMISSION STATION	35210 - Structures, Improvements	HVAC	\$94.51	\$86.52	\$7.99
PELE Pennsylvania Electric	PELE - Trans Subs	PINEY TRANSMISSION STATION	35210 - Structures, Improvements	Lighting/Power System	\$254.98	\$254.44	\$0.54
PELE Pennsylvania Electric	PELE - Trans Subs	PINEY TRANSMISSION STATION	35210 - Structures, Improvements	Lighting/Power System	\$738.33	\$512.52	\$225.81
PELE Pennsylvania Electric	PELE - Trans Subs	PINEY TRANSMISSION STATION	35210 - Structures, Improvements	Lighting/Power System	\$842.25	\$802.97	\$39.28
PELE Pennsylvania Electric	PELE - Trans Subs	PINEY TRANSMISSION STATION	35210 - Structures, Improvements	Non-Unitized	\$27,757.53	\$1,187.14	\$26,570.39
PELE Pennsylvania Electric	PELE - Trans Subs	PINEY TRANSMISSION STATION	35210 - Structures, Improvements	Prefab Building	\$862.39	\$391.27	\$471.12
PELE Pennsylvania Electric	PELE - Trans Subs	PINEY TRANSMISSION STATION	35210 - Structures, Improvements	Sanitary/Septic Sewer System	\$155.71	\$155.38	\$0.33
PELE Pennsylvania Electric	PELE - Trans Subs	PINEY TRANSMISSION STATION	35210 - Structures, Improvements	Site Improvements	\$16,300.40	\$7,719.25	\$8,581.15
PELE Pennsylvania Electric	PELE - Trans Subs	PINEY TRANSMISSION STATION	35210 - Structures, Improvements	Site Improvements	\$56,938.76	\$56,818.20	\$120.56
PELE Pennsylvania Electric	PELE - Trans Subs	PINEY TRANSMISSION STATION	35210 - Structures, Improvements	Trestle	\$1,910.00	\$1,905.56	\$4.44
PELE Pennsylvania Electric	PELE - Trans Subs	PINEY TRANSMISSION STATION	35210 - Structures, Improvements	Yard Drainage System	\$30.46	\$30.40	\$0.06
PELE Pennsylvania Electric	PELE - Trans Subs	PINEY TRANSMISSION STATION	35210 - Structures, Improvements	Yard Drainage System	\$239.39	\$228.23	\$11.16
PELE Pennsylvania Electric	PELE - Trans Subs	PINEY TRANSMISSION STATION	35210 - Structures, Improvements	Yard Drainage System	\$892.35	\$619.42	\$272.93
PELE Pennsylvania Electric	PELE - Trans Subs	PINEY TRANSMISSION STATION	35210 - Structures, Improvements	Yard range & protective lighting	\$354.39	\$337.86	\$16.53
PELE Pennsylvania Electric	PELE - Trans Subs	PINEY TRANSMISSION STATION	35210 - Structures, Improvements	Yard range & protective lighting	\$357.77	\$357.01	\$0.76
PELE Pennsylvania Electric	PELE - Trans Subs	PINEY TRANSMISSION STATION	35210 - Structures, Improvements	Yard range & protective lighting	\$613.61	\$425.94	\$187.67
		PINEY TRANSMISSION STATION Total			\$118,275.12	\$77,960.08	\$40,315.04
PELE Pennsylvania Electric	PELE SUBTRANS SUBS	PROSPECT SWITCHING STATION	35210 - Structures, Improvements	Building	\$3,905.29	\$3,548.75	\$356.54
PELE Pennsylvania Electric	PELE SUBTRANS SUBS	PROSPECT SWITCHING STATION	35210 - Structures, Improvements	Driveways, Parking, Roads and Walks	\$4,305.18	\$3,912.13	\$393.05

Company	Major Location	Asset Location	Utility Account	Asset Retirement Unit	Book Cost	Allocated Reserve	Net Book Value
PELE Pennsylvania Electric	PELE SUBTRANS SUBS	PROSPECT SWITCHING STATION	35210 - Structures, Improvements	Fence	\$2,276.99	\$1,080.74	\$1,196.25
PELE Pennsylvania Electric	PELE SUBTRANS SUBS	PROSPECT SWITCHING STATION	35210 - Structures, Improvements	Gas or Oil Supply System	\$74.80	\$67.97	\$6.83
PELE Pennsylvania Electric	PELE SUBTRANS SUBS	PROSPECT SWITCHING STATION	35210 - Structures, Improvements	HVAC	\$277.66	\$252.31	\$25.35
PELE Pennsylvania Electric	PELE SUBTRANS SUBS	PROSPECT SWITCHING STATION	35210 - Structures, Improvements	Lighting/Power System	\$481.26	\$247.37	\$233.89
PELE Pennsylvania Electric	PELE SUBTRANS SUBS	PROSPECT SWITCHING STATION	35210 - Structures, Improvements	Lighting/Power System	\$1,630.86	\$1,481.97	\$148.89
PELE Pennsylvania Electric	PELE SUBTRANS SUBS	PROSPECT SWITCHING STATION	35210 - Structures, Improvements	Non-Unitized	\$41.91	\$3.29	\$38.62
PELE Pennsylvania Electric	PELE SUBTRANS SUBS	PROSPECT SWITCHING STATION	35210 - Structures, Improvements	Non-Unitized	\$5,246.53	\$317.39	\$4,929.14
PELE Pennsylvania Electric	PELE SUBTRANS SUBS	PROSPECT SWITCHING STATION	35210 - Structures, Improvements	Potable Water Supply System	\$2,386.98	\$2,169.06	\$217.92
PELE Pennsylvania Electric	PELE SUBTRANS SUBS	PROSPECT SWITCHING STATION	35210 - Structures, Improvements	Sanitary/Septic Sewer System	\$5,925.11	\$5,384.17	\$540.94
PELE Pennsylvania Electric	PELE SUBTRANS SUBS	PROSPECT SWITCHING STATION	35210 - Structures, Improvements	Site Improvements	\$14,286.52	\$12,982.21	\$1,304.31
PELE Pennsylvania Electric	PELE SUBTRANS SUBS	PROSPECT SWITCHING STATION	35210 - Structures, Improvements	Yard Drainage System	\$682.62	\$620.30	\$62.32
PELE Pennsylvania Electric	PELE SUBTRANS SUBS	PROSPECT SWITCHING STATION	35210 - Structures, Improvements	Yard range & protective lighting	\$160.10	\$145.49	\$14.61
PELE Pennsylvania Electric	PELE SUBTRANS SUBS	PROSPECT SWITCHING STATION	35210 - Structures, Improvements	Yard range & protective lighting	\$4,954.97	\$389.48	\$4,565.49
		PROSPECT SWITCHING STATION Total			\$46,636.78	\$32,602.64	\$14,034.14
PELE Pennsylvania Electric	PELE SUBTRANS SUBS	RAYSTOWN TRANS SUB	35210 - Structures, Improvements	Building	\$34,251.63	\$24,388.06	\$9,863.57
PELE Pennsylvania Electric	PELE SUBTRANS SUBS	RAYSTOWN TRANS SUB	35210 - Structures, Improvements	Driveways, Parking, Roads and Walks	\$38,162.84	\$27,172.94	\$10,989.90
PELE Pennsylvania Electric	PELE SUBTRANS SUBS	RAYSTOWN TRANS SUB	35210 - Structures, Improvements	Fence	\$20,018.88	\$14,253.96	\$5,764.92
PELE Pennsylvania Electric	PELE SUBTRANS SUBS	RAYSTOWN TRANS SUB	35210 - Structures, Improvements	Gas or Oil Supply System	\$1,702.65	\$1,212.34	\$490.31
PELE Pennsylvania Electric	PELE SUBTRANS SUBS	RAYSTOWN TRANS SUB	35210 - Structures, Improvements	HVAC	\$438.72	\$312.38	\$126.34
PELE Pennsylvania Electric	PELE SUBTRANS SUBS	RAYSTOWN TRANS SUB	35210 - Structures, Improvements	HVAC	\$1,208.11	\$597.30	\$610.81
PELE Pennsylvania Electric	PELE SUBTRANS SUBS	RAYSTOWN TRANS SUB	35210 - Structures, Improvements	Lighting/Power System	\$5,920.39	\$4,215.47	\$1,704.92
PELE Pennsylvania Electric	PELE SUBTRANS SUBS	RAYSTOWN TRANS SUB	35210 - Structures, Improvements	Modular Office or Room System	\$37.98	\$27.05	\$10.93
PELE Pennsylvania Electric	PELE SUBTRANS SUBS	RAYSTOWN TRANS SUB	35210 - Structures, Improvements	Potable Water Supply System	\$4,957.99	\$3,530.22	\$1,427.77
PELE Pennsylvania Electric	PELE SUBTRANS SUBS	RAYSTOWN TRANS SUB	35210 - Structures, Improvements	Sanitary/Septic Sewer System	\$3,117.77	\$2,219.93	\$897.84
PELE Pennsylvania Electric	PELE SUBTRANS SUBS	RAYSTOWN TRANS SUB	35210 - Structures, Improvements	Site Improvements	\$42,608.86	\$30,338.63	\$12,270.23
PELE Pennsylvania Electric	PELE SUBTRANS SUBS	RAYSTOWN TRANS SUB	35210 - Structures, Improvements	Yard Drainage System	\$109.02	\$77.62	\$31.40
PELE Pennsylvania Electric	PELE SUBTRANS SUBS	RAYSTOWN TRANS SUB	35210 - Structures, Improvements	Yard range & protective lighting	\$65.43	\$65.28	\$0.15
PELE Pennsylvania Electric	PELE SUBTRANS SUBS	RAYSTOWN TRANS SUB	35210 - Structures, Improvements	Yard range & protective lighting	\$908.20	\$646.67	\$261.53
		RAYSTOWN TRANS SUB Total			\$153,508.47	\$109,057.83	\$44,450.64
PELE Pennsylvania Electric	PELE SUBTRANS SUBS	REEDS GAP SWITCHING STATION	35210 - Structures, Improvements	Building	\$1,930.42	\$1,851.29	\$79.13
PELE Pennsylvania Electric	PELE SUBTRANS SUBS	REEDS GAP SWITCHING STATION	35210 - Structures, Improvements	Driveways, Parking, Roads and Walks	\$2,509.69	\$2,406.81	\$102.88
PELE Pennsylvania Electric	PELE SUBTRANS SUBS	REEDS GAP SWITCHING STATION	35210 - Structures, Improvements	Fence	\$3,064.27	\$2,938.65	\$125.62
PELE Pennsylvania Electric	PELE SUBTRANS SUBS	REEDS GAP SWITCHING STATION	35210 - Structures, Improvements	HVAC	\$57.78	\$55.41	\$2.37
PELE Pennsylvania Electric	PELE SUBTRANS SUBS	REEDS GAP SWITCHING STATION	35210 - Structures, Improvements	Yard range & protective lighting	\$47.37	\$39.14	\$8.23
PELE Pennsylvania Electric	PELE SUBTRANS SUBS	REEDS GAP SWITCHING STATION	35210 - Structures, Improvements	Yard range & protective lighting	\$72.77	\$69.79	\$2.98
		REEDS GAP SWITCHING STATION Total			\$7,682.30	\$7,361.08	\$321.22
PELE Pennsylvania Electric	PELE - Trans Subs	RIDGWAY SWITCHING STATION	35210 - Structures, Improvements	Building	\$2,720.23	\$1,394.99	\$1,325.24
PELE Pennsylvania Electric	PELE - Trans Subs	RIDGWAY SWITCHING STATION	35210 - Structures, Improvements	Building	\$9,429.35	\$9,147.64	\$281.71
PELE Pennsylvania Electric	PELE - Trans Subs	RIDGWAY SWITCHING STATION	35210 - Structures, Improvements	Driveways, Parking, Roads and Walks	\$422.21	\$400.33	\$21.88
PELE Pennsylvania Electric	PELE - Trans Subs	RIDGWAY SWITCHING STATION	35210 - Structures, Improvements	Driveways, Parking, Roads and Walks	\$494.90	\$414.18	\$80.72
PELE Pennsylvania Electric	PELE - Trans Subs	RIDGWAY SWITCHING STATION	35210 - Structures, Improvements	Driveways, Parking, Roads and Walks	\$1,668.11	\$1,618.28	\$49.83
PELE Pennsylvania Electric	PELE - Trans Subs	RIDGWAY SWITCHING STATION	35210 - Structures, Improvements	Fence	\$423.06	\$405.35	\$17.71
PELE Pennsylvania Electric	PELE - Trans Subs	RIDGWAY SWITCHING STATION	35210 - Structures, Improvements	Fence	\$2,420.81	\$2,348.48	\$72.33
PELE Pennsylvania Electric	PELE - Trans Subs	RIDGWAY SWITCHING STATION	35210 - Structures, Improvements	HVAC	\$235.13	\$228.11	\$7.02
PELE Pennsylvania Electric	PELE - Trans Subs	RIDGWAY SWITCHING STATION	35210 - Structures, Improvements	Lighting/Power System	\$598.76	\$501.10	\$97.66
PELE Pennsylvania Electric	PELE - Trans Subs	RIDGWAY SWITCHING STATION	35210 - Structures, Improvements	Potable Water Supply System	\$246.44	\$239.08	\$7.36
PELE Pennsylvania Electric	PELE - Trans Subs	RIDGWAY SWITCHING STATION	35210 - Structures, Improvements	Yard Drainage System	\$59.65	\$49.92	\$9.73
PELE Pennsylvania Electric	PELE - Trans Subs	RIDGWAY SWITCHING STATION	35210 - Structures, Improvements	Yard range & protective lighting	\$425.56	\$412.85	\$12.71
PELE Pennsylvania Electric	PELE - Trans Subs	RIDGWAY SWITCHING STATION	35210 - Structures, Improvements	Yard range & protective lighting	\$814.39	\$681.56	\$132.83
		RIDGWAY SWITCHING STATION Total			\$19,958.60	\$17,841.87	\$2,116.73
PELE Pennsylvania Electric	PELE - Trans Subs	ROXBURY TRANS SUB	35210 - Structures, Improvements	Building	\$5,241.80	\$5,182.76	\$59.04
PELE Pennsylvania Electric	PELE - Trans Subs	ROXBURY TRANS SUB	35210 - Structures, Improvements	Driveways, Parking, Roads and Walks	\$28.20	\$28.14	\$0.06
PELE Pennsylvania Electric	PELE - Trans Subs	ROXBURY TRANS SUB	35210 - Structures, Improvements	Driveways, Parking, Roads and Walks	\$83.84	\$81.34	\$2.50
PELE Pennsylvania Electric	PELE - Trans Subs	ROXBURY TRANS SUB	35210 - Structures, Improvements	Driveways, Parking, Roads and Walks	\$606.59	\$599.76	\$6.83

Company	Major Location	Asset Location	Utility Account	Asset Retirement Unit	Book Cost	Allocated Reserve	Net Book Value
PELE Pennsylvania Electric	PELE - Trans Subs	ROXBURY TRANS SUB	35210 - Structures, Improvements	Driveways, Parking, Roads and Walks	\$973.30	\$971.19	\$2.11
PELE Pennsylvania Electric	PELE - Trans Subs	ROXBURY TRANS SUB	35210 - Structures, Improvements	Fence	\$115.32	\$107.99	\$7.33
PELE Pennsylvania Electric	PELE - Trans Subs	ROXBURY TRANS SUB	35210 - Structures, Improvements	Fence	\$548.96	\$547.33	\$1.63
PELE Pennsylvania Electric	PELE - Trans Subs	ROXBURY TRANS SUB	35210 - Structures, Improvements	Fence	\$933.90	\$931.49	\$2.41
PELE Pennsylvania Electric	PELE - Trans Subs	ROXBURY TRANS SUB	35210 - Structures, Improvements	Fence	\$1,108.10	\$1,095.62	\$12.48
PELE Pennsylvania Electric	PELE - Trans Subs	ROXBURY TRANS SUB	35210 - Structures, Improvements	Gas or Oil Supply System	\$429.94	\$382.57	\$47.37
PELE Pennsylvania Electric	PELE - Trans Subs	ROXBURY TRANS SUB	35210 - Structures, Improvements	HVAC	\$583.83	\$519.50	\$64.33
PELE Pennsylvania Electric	PELE - Trans Subs	ROXBURY TRANS SUB	35210 - Structures, Improvements	Lighting/Power System	\$175.31	\$164.17	\$11.14
PELE Pennsylvania Electric	PELE - Trans Subs	ROXBURY TRANS SUB	35210 - Structures, Improvements	Lighting/Power System	\$592.49	\$521.56	\$70.93
PELE Pennsylvania Electric	PELE - Trans Subs	ROXBURY TRANS SUB	35210 - Structures, Improvements	Lighting/Power System	\$2,753.29	\$2,449.95	\$303.34
PELE Pennsylvania Electric	PELE - Trans Subs	ROXBURY TRANS SUB	35210 - Structures, Improvements	Partitions	\$191.34	\$186.25	\$5.09
PELE Pennsylvania Electric	PELE - Trans Subs	ROXBURY TRANS SUB	35210 - Structures, Improvements	Potable Water Supply System	\$65.00	\$64.86	\$0.14
PELE Pennsylvania Electric	PELE - Trans Subs	ROXBURY TRANS SUB	35210 - Structures, Improvements	Potable Water Supply System	\$77.89	\$58.94	\$18.95
PELE Pennsylvania Electric	PELE - Trans Subs	ROXBURY TRANS SUB	35210 - Structures, Improvements	Sanitary/Septic Sewer System	\$261.14	\$254.20	\$6.94
PELE Pennsylvania Electric	PELE - Trans Subs	ROXBURY TRANS SUB	35210 - Structures, Improvements	Site Improvements	\$668.68	\$661.15	\$7.53
PELE Pennsylvania Electric	PELE - Trans Subs	ROXBURY TRANS SUB	35210 - Structures, Improvements	Yard range & protective lighting	\$122.82	\$115.02	\$7.80
PELE Pennsylvania Electric	PELE - Trans Subs	ROXBURY TRANS SUB	35210 - Structures, Improvements	Yard range & protective lighting	\$156.07	\$138.87	\$17.20
PELE Pennsylvania Electric	PELE - Trans Subs	ROXBURY TRANS SUB	35210 - Structures, Improvements	Yard range & protective lighting	\$184.61	\$182.53	\$2.08
ROXBURY TRANS SUB Total					\$15,902.42	\$15,245.18	\$657.24
PELE Pennsylvania Electric	PELE - Trans Subs	SAXTON TRANS SUB	35210 - Structures, Improvements	Building	\$23,853.60	\$18,051.34	\$5,802.26
PELE Pennsylvania Electric	PELE - Trans Subs	SAXTON TRANS SUB	35210 - Structures, Improvements	Driveways, Parking, Roads and Walks	\$2,283.46	\$2,278.62	\$4.84
PELE Pennsylvania Electric	PELE - Trans Subs	SAXTON TRANS SUB	35210 - Structures, Improvements	Driveways, Parking, Roads and Walks	\$5,649.66	\$5,171.65	\$478.01
PELE Pennsylvania Electric	PELE - Trans Subs	SAXTON TRANS SUB	35210 - Structures, Improvements	Fence	\$6,660.55	\$6,097.01	\$563.54
PELE Pennsylvania Electric	PELE - Trans Subs	SAXTON TRANS SUB	35210 - Structures, Improvements	Fence	\$9,316.05	\$1,076.30	\$8,239.75
PELE Pennsylvania Electric	PELE - Trans Subs	SAXTON TRANS SUB	35210 - Structures, Improvements	Fence	\$21,293.90	\$15,465.83	\$5,828.07
PELE Pennsylvania Electric	PELE - Trans Subs	SAXTON TRANS SUB	35210 - Structures, Improvements	Gas or Oil Supply System	\$1,093.85	\$827.78	\$266.07
PELE Pennsylvania Electric	PELE - Trans Subs	SAXTON TRANS SUB	35210 - Structures, Improvements	HVAC	\$647.13	\$489.72	\$157.41
PELE Pennsylvania Electric	PELE - Trans Subs	SAXTON TRANS SUB	35210 - Structures, Improvements	Landscaping	\$362.97	\$332.26	\$30.71
PELE Pennsylvania Electric	PELE - Trans Subs	SAXTON TRANS SUB	35210 - Structures, Improvements	Lighting/Power System	\$1,720.35	\$1,574.79	\$145.56
PELE Pennsylvania Electric	PELE - Trans Subs	SAXTON TRANS SUB	35210 - Structures, Improvements	Lighting/Power System	\$6,655.17	\$5,036.33	\$1,618.84
PELE Pennsylvania Electric	PELE - Trans Subs	SAXTON TRANS SUB	35210 - Structures, Improvements	Motorized Fence Gate with Controls	\$3,678.91	\$425.03	\$3,253.88
PELE Pennsylvania Electric	PELE - Trans Subs	SAXTON TRANS SUB	35210 - Structures, Improvements	Site Improvements	\$1.24	\$1.23	\$0.01
PELE Pennsylvania Electric	PELE - Trans Subs	SAXTON TRANS SUB	35210 - Structures, Improvements	Site Improvements	\$3,339.30	\$3,056.77	\$282.53
PELE Pennsylvania Electric	PELE - Trans Subs	SAXTON TRANS SUB	35210 - Structures, Improvements	Yard Drainage System	\$266.76	\$244.19	\$22.57
PELE Pennsylvania Electric	PELE - Trans Subs	SAXTON TRANS SUB	35210 - Structures, Improvements	Yard range & protective lighting	\$262.89	\$240.64	\$22.25
PELE Pennsylvania Electric	PELE - Trans Subs	SAXTON TRANS SUB	35210 - Structures, Improvements	Yard range & protective lighting	\$286.44	\$284.48	\$1.96
PELE Pennsylvania Electric	PELE - Trans Subs	SAXTON TRANS SUB	35210 - Structures, Improvements	Yard range & protective lighting	\$2,789.76	\$2,111.16	\$678.60
PELE Pennsylvania Electric	PELE - Trans Subs	SAXTON TRANS SUB	35210 - Structures, Improvements	Yard Surfacing	\$6,656.48	\$2,079.74	\$4,576.74
PELE Pennsylvania Electric	PELE - Trans Subs	SAXTON TRANS SUB	35210 - Structures, Improvements	Yard Surfacing	\$10,254.58	\$1,184.73	\$9,069.85
SAXTON TRANS SUB Total					\$107,073.05	\$66,029.61	\$41,043.44
PELE Pennsylvania Electric	PELE - Trans Subs	SEWARD TRANS SUB	35210 - Structures, Improvements	Building	\$928.26	\$563.65	\$364.61
PELE Pennsylvania Electric	PELE - Trans Subs	SEWARD TRANS SUB	35210 - Structures, Improvements	Building	\$2,466.21	\$2,216.76	\$249.45
PELE Pennsylvania Electric	PELE - Trans Subs	SEWARD TRANS SUB	35210 - Structures, Improvements	Building	\$3,416.25	\$2,136.10	\$1,280.15
PELE Pennsylvania Electric	PELE - Trans Subs	SEWARD TRANS SUB	35210 - Structures, Improvements	Building	\$16,411.13	\$15,368.59	\$1,042.54
PELE Pennsylvania Electric	PELE - Trans Subs	SEWARD TRANS SUB	35210 - Structures, Improvements	Driveways, Parking, Roads and Walks	\$28.65	\$21.68	\$6.97
PELE Pennsylvania Electric	PELE - Trans Subs	SEWARD TRANS SUB	35210 - Structures, Improvements	Driveways, Parking, Roads and Walks	\$47.03	\$36.28	\$10.75
PELE Pennsylvania Electric	PELE - Trans Subs	SEWARD TRANS SUB	35210 - Structures, Improvements	Driveways, Parking, Roads and Walks	\$169.32	\$164.82	\$4.50
PELE Pennsylvania Electric	PELE - Trans Subs	SEWARD TRANS SUB	35210 - Structures, Improvements	Driveways, Parking, Roads and Walks	\$240.43	\$238.04	\$2.39
PELE Pennsylvania Electric	PELE - Trans Subs	SEWARD TRANS SUB	35210 - Structures, Improvements	Driveways, Parking, Roads and Walks	\$509.03	\$502.53	\$6.50
PELE Pennsylvania Electric	PELE - Trans Subs	SEWARD TRANS SUB	35210 - Structures, Improvements	Driveways, Parking, Roads and Walks	\$608.04	\$522.69	\$85.35
PELE Pennsylvania Electric	PELE - Trans Subs	SEWARD TRANS SUB	35210 - Structures, Improvements	Driveways, Parking, Roads and Walks	\$1,548.03	\$1,417.05	\$130.98
PELE Pennsylvania Electric	PELE - Trans Subs	SEWARD TRANS SUB	35210 - Structures, Improvements	Driveways, Parking, Roads and Walks	\$1,683.90	\$1,576.93	\$106.97
PELE Pennsylvania Electric	PELE - Trans Subs	SEWARD TRANS SUB	35210 - Structures, Improvements	Driveways, Parking, Roads and Walks	\$2,401.28	\$1,544.08	\$857.20
PELE Pennsylvania Electric	PELE - Trans Subs	SEWARD TRANS SUB	35210 - Structures, Improvements	Driveways, Parking, Roads and Walks	\$6,726.20	\$5,462.63	\$1,263.57

Company	Major Location	Asset Location	Utility Account	Asset Retirement Unit	Book Cost	Allocated Reserve	Net Book Value
PELE Pennsylvania Electric	PELE - Trans Subs	SEWARD TRANS SUB	35210 - Structures, Improvements	Fence	\$3,002.54	\$2,438.49	\$564.05
PELE Pennsylvania Electric	PELE - Trans Subs	SEWARD TRANS SUB	35210 - Structures, Improvements	Fence	\$6,166.13	\$5,644.43	\$521.70
PELE Pennsylvania Electric	PELE - Trans Subs	SEWARD TRANS SUB	35210 - Structures, Improvements	Fire Protection System, Building	\$336.70	\$204.45	\$132.25
PELE Pennsylvania Electric	PELE - Trans Subs	SEWARD TRANS SUB	35210 - Structures, Improvements	Gas or Oil Supply System	\$346.71	\$324.69	\$22.02
PELE Pennsylvania Electric	PELE - Trans Subs	SEWARD TRANS SUB	35210 - Structures, Improvements	Gas or Oil Supply System	\$1,214.31	\$1,111.57	\$102.74
PELE Pennsylvania Electric	PELE - Trans Subs	SEWARD TRANS SUB	35210 - Structures, Improvements	Gas or Oil Supply System	\$6,402.25	\$5,199.53	\$1,202.72
PELE Pennsylvania Electric	PELE - Trans Subs	SEWARD TRANS SUB	35210 - Structures, Improvements	HVAC	\$167.27	\$156.64	\$10.63
PELE Pennsylvania Electric	PELE - Trans Subs	SEWARD TRANS SUB	35210 - Structures, Improvements	Lighting/Power System	\$39.27	\$33.32	\$5.95
PELE Pennsylvania Electric	PELE - Trans Subs	SEWARD TRANS SUB	35210 - Structures, Improvements	Lighting/Power System	\$441.84	\$397.15	\$44.69
PELE Pennsylvania Electric	PELE - Trans Subs	SEWARD TRANS SUB	35210 - Structures, Improvements	Lighting/Power System	\$894.89	\$677.21	\$217.68
PELE Pennsylvania Electric	PELE - Trans Subs	SEWARD TRANS SUB	35210 - Structures, Improvements	Lighting/Power System	\$975.22	\$627.09	\$348.13
PELE Pennsylvania Electric	PELE - Trans Subs	SEWARD TRANS SUB	35210 - Structures, Improvements	Lighting/Power System	\$1,199.06	\$749.75	\$449.31
PELE Pennsylvania Electric	PELE - Trans Subs	SEWARD TRANS SUB	35210 - Structures, Improvements	Lighting/Power System	\$2,297.80	\$2,103.39	\$194.41
PELE Pennsylvania Electric	PELE - Trans Subs	SEWARD TRANS SUB	35210 - Structures, Improvements	Lighting/Power System	\$6,439.89	\$6,030.79	\$409.10
PELE Pennsylvania Electric	PELE - Trans Subs	SEWARD TRANS SUB	35210 - Structures, Improvements	Lighting/Power System	\$9,835.73	\$7,988.01	\$1,847.72
PELE Pennsylvania Electric	PELE - Trans Subs	SEWARD TRANS SUB	35210 - Structures, Improvements	Non-Unitized	\$39.08	\$1.67	\$37.41
PELE Pennsylvania Electric	PELE - Trans Subs	SEWARD TRANS SUB	35210 - Structures, Improvements	Non-Unitized	\$1,522.05	\$119.55	\$1,402.50
PELE Pennsylvania Electric	PELE - Trans Subs	SEWARD TRANS SUB	35210 - Structures, Improvements	Non-Unitized	\$7,455.05	\$451.00	\$7,004.05
PELE Pennsylvania Electric	PELE - Trans Subs	SEWARD TRANS SUB	35210 - Structures, Improvements	Pump	\$2,146.93	\$168.63	\$1,978.30
PELE Pennsylvania Electric	PELE - Trans Subs	SEWARD TRANS SUB	35210 - Structures, Improvements	Sanitary/Septic Sewer System	\$10.02	\$8.13	\$1.89
PELE Pennsylvania Electric	PELE - Trans Subs	SEWARD TRANS SUB	35210 - Structures, Improvements	Site Improvements	\$301.32	\$275.82	\$25.50
PELE Pennsylvania Electric	PELE - Trans Subs	SEWARD TRANS SUB	35210 - Structures, Improvements	Site Improvements	\$436.61	\$354.58	\$82.03
PELE Pennsylvania Electric	PELE - Trans Subs	SEWARD TRANS SUB	35210 - Structures, Improvements	Yard range & protective lighting	\$16.03	\$13.60	\$2.43
PELE Pennsylvania Electric	PELE - Trans Subs	SEWARD TRANS SUB	35210 - Structures, Improvements	Yard range & protective lighting	\$49.48	\$44.47	\$5.01
PELE Pennsylvania Electric	PELE - Trans Subs	SEWARD TRANS SUB	35210 - Structures, Improvements	Yard range & protective lighting	\$60.41	\$50.56	\$9.85
PELE Pennsylvania Electric	PELE - Trans Subs	SEWARD TRANS SUB	35210 - Structures, Improvements	Yard range & protective lighting	\$218.61	\$200.12	\$18.49
PELE Pennsylvania Electric	PELE - Trans Subs	SEWARD TRANS SUB	35210 - Structures, Improvements	Yard range & protective lighting	\$680.69	\$637.44	\$43.25
PELE Pennsylvania Electric	PELE - Trans Subs	SEWARD TRANS SUB	35210 - Structures, Improvements	Yard range & protective lighting	\$1,111.59	\$902.77	\$208.82
PELE Pennsylvania Electric	PELE - Trans Subs	SEWARD TRANS SUB	35210 - Structures, Improvements	Yard range & protective lighting	\$6,982.26	\$548.43	\$6,433.83
		SEWARD TRANS SUB Total			\$97,973.50	\$69,235.10	\$28,738.40
PELE Pennsylvania Electric	PELE - TL 115KV	SHAWVILLE to MADERA	35210 - Structures, Improvements	Radios	\$7,522.76	\$728.95	\$6,793.81
		SHAWVILLE to MADERA Total			\$7,522.76	\$728.95	\$6,793.81
PELE Pennsylvania Electric	PELE - Trans Subs	SHAWVILLE TRANS SUB	35210 - Structures, Improvements	Building	\$306.80	\$278.38	\$28.42
PELE Pennsylvania Electric	PELE - Trans Subs	SHAWVILLE TRANS SUB	35210 - Structures, Improvements	Building	\$130,467.89	\$124,383.73	\$6,084.16
PELE Pennsylvania Electric	PELE - Trans Subs	SHAWVILLE TRANS SUB	35210 - Structures, Improvements	Driveways, Parking, Roads and Walks	\$16,914.03	\$15,609.97	\$1,304.06
PELE Pennsylvania Electric	PELE - Trans Subs	SHAWVILLE TRANS SUB	35210 - Structures, Improvements	Driveways, Parking, Roads and Walks	\$30,707.05	\$29,275.08	\$1,431.97
PELE Pennsylvania Electric	PELE - Trans Subs	SHAWVILLE TRANS SUB	35210 - Structures, Improvements	Fence	\$1,722.92	\$1,516.64	\$206.28
PELE Pennsylvania Electric	PELE - Trans Subs	SHAWVILLE TRANS SUB	35210 - Structures, Improvements	Fence	\$2,372.91	\$2,262.26	\$110.65
PELE Pennsylvania Electric	PELE - Trans Subs	SHAWVILLE TRANS SUB	35210 - Structures, Improvements	Fence	\$6,165.06	\$5,689.74	\$475.32
PELE Pennsylvania Electric	PELE - Trans Subs	SHAWVILLE TRANS SUB	35210 - Structures, Improvements	Fence	\$79,256.79	\$31,183.81	\$48,072.98
PELE Pennsylvania Electric	PELE - Trans Subs	SHAWVILLE TRANS SUB	35210 - Structures, Improvements	Fire Protection System, Building	\$66.52	\$62.69	\$3.83
PELE Pennsylvania Electric	PELE - Trans Subs	SHAWVILLE TRANS SUB	35210 - Structures, Improvements	Gas or Oil Supply System	\$6,996.99	\$6,670.70	\$326.29
PELE Pennsylvania Electric	PELE - Trans Subs	SHAWVILLE TRANS SUB	35210 - Structures, Improvements	Gas or Oil Supply System	\$8,063.53	\$6,548.73	\$1,514.80
PELE Pennsylvania Electric	PELE - Trans Subs	SHAWVILLE TRANS SUB	35210 - Structures, Improvements	HVAC	\$394.69	\$286.66	\$108.03
PELE Pennsylvania Electric	PELE - Trans Subs	SHAWVILLE TRANS SUB	35210 - Structures, Improvements	HVAC	\$1,017.22	\$874.43	\$142.79
PELE Pennsylvania Electric	PELE - Trans Subs	SHAWVILLE TRANS SUB	35210 - Structures, Improvements	HVAC	\$1,696.98	\$102.66	\$1,594.32
PELE Pennsylvania Electric	PELE - Trans Subs	SHAWVILLE TRANS SUB	35210 - Structures, Improvements	HVAC	\$12,645.00	\$12,055.32	\$589.68
PELE Pennsylvania Electric	PELE - Trans Subs	SHAWVILLE TRANS SUB	35210 - Structures, Improvements	Lighting Fixtures	\$42,890.97	\$1,088.74	\$41,802.23
PELE Pennsylvania Electric	PELE - Trans Subs	SHAWVILLE TRANS SUB	35210 - Structures, Improvements	Lighting/Power System	\$30.10	\$21.87	\$8.23
PELE Pennsylvania Electric	PELE - Trans Subs	SHAWVILLE TRANS SUB	35210 - Structures, Improvements	Lighting/Power System	\$57.95	\$48.50	\$9.45
PELE Pennsylvania Electric	PELE - Trans Subs	SHAWVILLE TRANS SUB	35210 - Structures, Improvements	Lighting/Power System	\$114.23	\$100.56	\$13.67
PELE Pennsylvania Electric	PELE - Trans Subs	SHAWVILLE TRANS SUB	35210 - Structures, Improvements	Lighting/Power System	\$763.55	\$530.02	\$233.53
PELE Pennsylvania Electric	PELE - Trans Subs	SHAWVILLE TRANS SUB	35210 - Structures, Improvements	Lighting/Power System	\$2,883.46	\$2,661.14	\$222.32
PELE Pennsylvania Electric	PELE - Trans Subs	SHAWVILLE TRANS SUB	35210 - Structures, Improvements	Lighting/Power System	\$10,447.71	\$8,485.03	\$1,962.68

Company	Major Location	Asset Location	Utility Account	Asset Retirement Unit	Book Cost	Allocated Reserve	Net Book Value
PELE Pennsylvania Electric	PELE - Trans Subs	SHAWVILLE TRANS SUB	35210 - Structures, Improvements	Lighting/Power System	\$14,546.78	\$13,868.41	\$678.37
PELE Pennsylvania Electric	PELE - Trans Subs	SHAWVILLE TRANS SUB	35210 - Structures, Improvements	Non-Unitized	\$0.07	\$0.00	\$0.07
PELE Pennsylvania Electric	PELE - Trans Subs	SHAWVILLE TRANS SUB	35210 - Structures, Improvements	Non-Unitized	\$110.00	\$8.64	\$101.36
PELE Pennsylvania Electric	PELE - Trans Subs	SHAWVILLE TRANS SUB	35210 - Structures, Improvements	Potable Water Supply System	\$352.22	\$335.79	\$16.43
PELE Pennsylvania Electric	PELE - Trans Subs	SHAWVILLE TRANS SUB	35210 - Structures, Improvements	Potable Water Supply System	\$1,619.39	\$798.81	\$820.58
PELE Pennsylvania Electric	PELE - Trans Subs	SHAWVILLE TRANS SUB	35210 - Structures, Improvements	Prefab Building	\$58,091.74	\$55,382.73	\$2,709.01
PELE Pennsylvania Electric	PELE - Trans Subs	SHAWVILLE TRANS SUB	35210 - Structures, Improvements	Yard Drainage System	\$52,098.20	\$49,668.68	\$2,429.52
PELE Pennsylvania Electric	PELE - Trans Subs	SHAWVILLE TRANS SUB	35210 - Structures, Improvements	Yard range & protective lighting	\$2,523.21	\$2,328.67	\$194.54
PELE Pennsylvania Electric	PELE - Trans Subs	SHAWVILLE TRANS SUB	35210 - Structures, Improvements	Yard range & protective lighting	\$2,987.09	\$1,473.46	\$1,513.63
PELE Pennsylvania Electric	PELE - Trans Subs	SHAWVILLE TRANS SUB	35210 - Structures, Improvements	Yard range & protective lighting	\$3,745.16	\$2,599.71	\$1,145.45
PELE Pennsylvania Electric	PELE - Trans Subs	SHAWVILLE TRANS SUB	35210 - Structures, Improvements	Yard range & protective lighting	\$4,565.42	\$4,352.52	\$212.90
PELE Pennsylvania Electric	PELE - Trans Subs	SHAWVILLE TRANS SUB	35210 - Structures, Improvements	Yard range & protective lighting	\$10,210.52	\$802.00	\$9,408.52
PELE Pennsylvania Electric	PELE - Trans Subs	SHAWVILLE TRANS SUB	35210 - Structures, Improvements	Yard Surfacing	\$12,130.39	\$1,862.62	\$10,267.77
		SHAWVILLE TRANS SUB Total			\$518,962.54	\$383,218.71	\$135,743.83
PELE Pennsylvania Electric	PELE SUBTRANS SUBS	STANDARD STEEL TRANS METERING STATION	35210 - Structures, Improvements	Building	\$709.42	\$618.40	\$91.02
PELE Pennsylvania Electric	PELE SUBTRANS SUBS	STANDARD STEEL TRANS METERING STATION	35210 - Structures, Improvements	HVAC	\$115.07	\$100.31	\$14.76
		STANDARD STEEL TRANS METERING STATION Total			\$824.49	\$718.71	\$105.78
PELE Pennsylvania Electric	PELE - Trans Subs	SUMMIT TRANS SUB	35210 - Structures, Improvements	Building	\$192.25	\$181.20	\$11.05
PELE Pennsylvania Electric	PELE - Trans Subs	SUMMIT TRANS SUB	35210 - Structures, Improvements	Building	\$7,340.23	\$6,959.83	\$380.40
PELE Pennsylvania Electric	PELE - Trans Subs	SUMMIT TRANS SUB	35210 - Structures, Improvements	Driveways, Parking, Roads and Walks	\$259.28	\$244.39	\$14.89
PELE Pennsylvania Electric	PELE - Trans Subs	SUMMIT TRANS SUB	35210 - Structures, Improvements	Driveways, Parking, Roads and Walks	\$906.24	\$566.65	\$339.59
PELE Pennsylvania Electric	PELE - Trans Subs	SUMMIT TRANS SUB	35210 - Structures, Improvements	Driveways, Parking, Roads and Walks	\$1,225.77	\$1,211.97	\$13.80
PELE Pennsylvania Electric	PELE - Trans Subs	SUMMIT TRANS SUB	35210 - Structures, Improvements	Fence	\$689.14	\$687.64	\$1.50
PELE Pennsylvania Electric	PELE - Trans Subs	SUMMIT TRANS SUB	35210 - Structures, Improvements	Fence	\$1,051.12	\$1,039.28	\$11.84
PELE Pennsylvania Electric	PELE - Trans Subs	SUMMIT TRANS SUB	35210 - Structures, Improvements	Fence	\$1,158.59	\$1,092.03	\$66.56
PELE Pennsylvania Electric	PELE - Trans Subs	SUMMIT TRANS SUB	35210 - Structures, Improvements	Fence	\$1,556.67	\$973.35	\$583.32
PELE Pennsylvania Electric	PELE - Trans Subs	SUMMIT TRANS SUB	35210 - Structures, Improvements	Fence	\$2,403.34	\$1,853.73	\$549.61
PELE Pennsylvania Electric	PELE - Trans Subs	SUMMIT TRANS SUB	35210 - Structures, Improvements	Fence	\$3,271.89	\$1,741.21	\$1,530.68
PELE Pennsylvania Electric	PELE - Trans Subs	SUMMIT TRANS SUB	35210 - Structures, Improvements	HVAC	\$570.33	\$526.36	\$43.97
PELE Pennsylvania Electric	PELE - Trans Subs	SUMMIT TRANS SUB	35210 - Structures, Improvements	Lighting/Power System	\$159.47	\$118.29	\$41.18
PELE Pennsylvania Electric	PELE - Trans Subs	SUMMIT TRANS SUB	35210 - Structures, Improvements	Lighting/Power System	\$249.26	\$221.79	\$27.47
PELE Pennsylvania Electric	PELE - Trans Subs	SUMMIT TRANS SUB	35210 - Structures, Improvements	Lighting/Power System	\$2,445.77	\$1,886.46	\$559.31
PELE Pennsylvania Electric	PELE - Trans Subs	SUMMIT TRANS SUB	35210 - Structures, Improvements	Non-Unitized	(\$9,355.71)	(\$237.49)	(\$9,118.22)
PELE Pennsylvania Electric	PELE - Trans Subs	SUMMIT TRANS SUB	35210 - Structures, Improvements	Non-Unitized	(\$49.11)	(\$2.97)	(\$46.14)
PELE Pennsylvania Electric	PELE - Trans Subs	SUMMIT TRANS SUB	35210 - Structures, Improvements	Potable Water Supply System	\$607.68	\$275.70	\$331.98
PELE Pennsylvania Electric	PELE - Trans Subs	SUMMIT TRANS SUB	35210 - Structures, Improvements	Site Improvements	\$52.10	\$51.95	\$0.15
PELE Pennsylvania Electric	PELE - Trans Subs	SUMMIT TRANS SUB	35210 - Structures, Improvements	Site Improvements	\$1,087.44	\$1,075.19	\$12.25
PELE Pennsylvania Electric	PELE - Trans Subs	SUMMIT TRANS SUB	35210 - Structures, Improvements	Site Improvements	\$1,569.35	\$835.17	\$734.18
PELE Pennsylvania Electric	PELE - Trans Subs	SUMMIT TRANS SUB	35210 - Structures, Improvements	Site Improvements	\$2,418.07	\$2,396.87	\$21.20
PELE Pennsylvania Electric	PELE - Trans Subs	SUMMIT TRANS SUB	35210 - Structures, Improvements	Site Improvements	\$3,709.58	\$3,687.05	\$22.53
PELE Pennsylvania Electric	PELE - Trans Subs	SUMMIT TRANS SUB	35210 - Structures, Improvements	Site Improvements	\$5,158.91	\$5,147.72	\$11.19
PELE Pennsylvania Electric	PELE - Trans Subs	SUMMIT TRANS SUB	35210 - Structures, Improvements	Yard Drainage System	\$30.05	\$29.71	\$0.34
PELE Pennsylvania Electric	PELE - Trans Subs	SUMMIT TRANS SUB	35210 - Structures, Improvements	Yard range & protective lighting	\$55.69	\$46.61	\$9.08
PELE Pennsylvania Electric	PELE - Trans Subs	SUMMIT TRANS SUB	35210 - Structures, Improvements	Yard range & protective lighting	\$130.93	\$116.51	\$14.42
PELE Pennsylvania Electric	PELE - Trans Subs	SUMMIT TRANS SUB	35210 - Structures, Improvements	Yard range & protective lighting	\$160.59	\$123.87	\$36.72
PELE Pennsylvania Electric	PELE - Trans Subs	SUMMIT TRANS SUB	35210 - Structures, Improvements	Yard range & protective lighting	\$194.00	\$191.81	\$2.19
PELE Pennsylvania Electric	PELE - Trans Subs	SUMMIT TRANS SUB	35210 - Structures, Improvements	Yard range & protective lighting	\$292.54	\$290.76	\$1.78
PELE Pennsylvania Electric	PELE - Trans Subs	SUMMIT TRANS SUB	35210 - Structures, Improvements	Yard range & protective lighting	\$299.00	\$298.35	\$0.65
PELE Pennsylvania Electric	PELE - Trans Subs	SUMMIT TRANS SUB	35210 - Structures, Improvements	Yard range & protective lighting	\$1,361.64	\$724.63	\$637.01
PELE Pennsylvania Electric	PELE - Trans Subs	SUMMIT TRANS SUB	35210 - Structures, Improvements	Yard range & protective lighting	\$3,453.85	\$208.95	\$3,244.90
		SUMMIT TRANS SUB Total			\$34,655.95	\$34,564.55	\$91.40
PELE Pennsylvania Electric	PELE SUBTRANS SUBS	TEAKETTLE TRANSMISSION METERING STATION	35210 - Structures, Improvements	Building	\$5,981.15	\$4,536.02	\$1,445.13
PELE Pennsylvania Electric	PELE SUBTRANS SUBS	TEAKETTLE TRANSMISSION METERING STATION	35210 - Structures, Improvements	Driveways, Parking, Roads and Walks	\$4,189.01	\$3,176.89	\$1,012.12
PELE Pennsylvania Electric	PELE SUBTRANS SUBS	TEAKETTLE TRANSMISSION METERING STATION	35210 - Structures, Improvements	Fence	\$3,962.89	\$3,005.40	\$957.49

Company	Major Location	Asset Location	Utility Account	Asset Retirement Unit	Book Cost	Allocated Reserve	Net Book Value
PELE Pennsylvania Electric	PELE SUBTRANS SUBS	TEAKETTLE TRANSMISSION METERING STATION	35210 - Structures, Improvements	HVAC	\$135.82	\$103.00	\$32.82
PELE Pennsylvania Electric	PELE SUBTRANS SUBS	TEAKETTLE TRANSMISSION METERING STATION	35210 - Structures, Improvements	Lighting/Power System	\$359.50	\$272.64	\$86.86
PELE Pennsylvania Electric	PELE SUBTRANS SUBS	TEAKETTLE TRANSMISSION METERING STATION	35210 - Structures, Improvements	Site Improvements	\$25.18	\$19.09	\$6.09
		TEAKETTLE TRANSMISSION METERING STATION Total			\$14,653.55	\$11,113.05	\$3,540.50
PELE Pennsylvania Electric	PELE - Trans Subs	TRADE CITY SWITCHING STATION	35210 - Structures, Improvements	Building	\$16,704.27	\$11,031.94	\$5,672.33
PELE Pennsylvania Electric	PELE - Trans Subs	TRADE CITY SWITCHING STATION	35210 - Structures, Improvements	Driveways, Parking, Roads and Walks	\$14,162.30	\$9,353.16	\$4,809.14
PELE Pennsylvania Electric	PELE - Trans Subs	TRADE CITY SWITCHING STATION	35210 - Structures, Improvements	Fence	\$8,749.84	\$5,778.63	\$2,971.21
PELE Pennsylvania Electric	PELE - Trans Subs	TRADE CITY SWITCHING STATION	35210 - Structures, Improvements	Fire Protection System, Building	\$413.43	\$273.04	\$140.39
PELE Pennsylvania Electric	PELE - Trans Subs	TRADE CITY SWITCHING STATION	35210 - Structures, Improvements	Gas or Oil Supply System	\$2,222.25	\$1,467.63	\$754.62
PELE Pennsylvania Electric	PELE - Trans Subs	TRADE CITY SWITCHING STATION	35210 - Structures, Improvements	HVAC	\$450.30	\$297.39	\$152.91
PELE Pennsylvania Electric	PELE - Trans Subs	TRADE CITY SWITCHING STATION	35210 - Structures, Improvements	Lighting/Power System	\$2,688.47	\$1,775.54	\$912.93
PELE Pennsylvania Electric	PELE - Trans Subs	TRADE CITY SWITCHING STATION	35210 - Structures, Improvements	Modular Office or Room System	\$25.38	\$16.77	\$8.61
PELE Pennsylvania Electric	PELE - Trans Subs	TRADE CITY SWITCHING STATION	35210 - Structures, Improvements	Pole Rack	\$4,079.82	\$2,694.42	\$1,385.40
PELE Pennsylvania Electric	PELE - Trans Subs	TRADE CITY SWITCHING STATION	35210 - Structures, Improvements	Site Improvements	\$26,376.75	\$17,419.90	\$8,956.85
PELE Pennsylvania Electric	PELE - Trans Subs	TRADE CITY SWITCHING STATION	35210 - Structures, Improvements	Stores Equipment	\$43.39	\$28.65	\$14.74
PELE Pennsylvania Electric	PELE - Trans Subs	TRADE CITY SWITCHING STATION	35210 - Structures, Improvements	Yard Drainage System	\$7,679.60	\$5,071.81	\$2,607.79
		TRADE CITY SWITCHING STATION Total			\$83,595.80	\$55,208.87	\$28,386.93
PELE Pennsylvania Electric	PELE - Dist Subs	TYRONE NORTH SUB	35210 - Structures, Improvements	Yard Surfacing	\$7,587.79	\$2,067.96	\$5,519.83
		TYRONE NORTH SUB Total			\$7,587.79	\$2,067.96	\$5,519.83
PELE Pennsylvania Electric	PELE - Unspecified	Unspecified - PELE - WR Pa	35210 - Structures, Improvements	Building	\$8,597.64	\$1,823.84	\$6,773.80
PELE Pennsylvania Electric	PELE - Unspecified	Unspecified - PELE - WR Pa	35210 - Structures, Improvements	Building	\$32,969.45	\$8,307.23	\$24,662.22
PELE Pennsylvania Electric	PELE - Unspecified	Unspecified - PELE - WR Pa	35210 - Structures, Improvements	Superstructure	\$5,265.54	\$1,221.54	\$4,044.00
PELE Pennsylvania Electric	PELE - Unspecified	Unspecified - PELE - WR Pa	35210 - Structures, Improvements	Unspecified	\$323,852.11	\$13,850.51	\$310,001.60
PELE Pennsylvania Electric	PELE - Unspecified	Unspecified - PELE - WR Pa	35210 - Structures, Improvements	Unspecified Transfers	\$1,185.15	\$394.29	\$790.86
PELE Pennsylvania Electric	PELE - Unspecified	Unspecified - PELE - WR Pa	35210 - Structures, Improvements	Unspecified Transfers	\$6,693.61	\$1,821.01	\$4,872.60
PELE Pennsylvania Electric	PELE - Unspecified	Unspecified - PELE - WR Pa	35210 - Structures, Improvements	Unspecified Transfers	\$17,730.33	\$5,539.63	\$12,190.70
		Unspecified - PELE - WR Pa Total			\$396,293.83	\$32,958.04	\$363,335.79
PELE Pennsylvania Electric	PELE - Trans Subs	VENANGO JUNCTION SWITCHING STATION	35210 - Structures, Improvements	Building	\$10,941.19	\$9,405.27	\$1,535.92
PELE Pennsylvania Electric	PELE - Trans Subs	VENANGO JUNCTION SWITCHING STATION	35210 - Structures, Improvements	Driveways, Parking, Roads and Walks	\$6,631.69	\$5,700.74	\$930.95
PELE Pennsylvania Electric	PELE - Trans Subs	VENANGO JUNCTION SWITCHING STATION	35210 - Structures, Improvements	Fence	\$4,860.53	\$4,178.21	\$682.32
PELE Pennsylvania Electric	PELE - Trans Subs	VENANGO JUNCTION SWITCHING STATION	35210 - Structures, Improvements	HVAC	\$348.51	\$299.59	\$48.92
PELE Pennsylvania Electric	PELE - Trans Subs	VENANGO JUNCTION SWITCHING STATION	35210 - Structures, Improvements	Landscaping	\$5,689.48	\$4,890.80	\$798.68
PELE Pennsylvania Electric	PELE - Trans Subs	VENANGO JUNCTION SWITCHING STATION	35210 - Structures, Improvements	Lighting/Power System	\$2,262.29	\$1,944.71	\$317.58
PELE Pennsylvania Electric	PELE - Trans Subs	VENANGO JUNCTION SWITCHING STATION	35210 - Structures, Improvements	Site Improvements	\$4,356.93	\$3,745.31	\$611.62
PELE Pennsylvania Electric	PELE - Trans Subs	VENANGO JUNCTION SWITCHING STATION	35210 - Structures, Improvements	Substructure	\$84.88	\$72.96	\$11.92
PELE Pennsylvania Electric	PELE - Trans Subs	VENANGO JUNCTION SWITCHING STATION	35210 - Structures, Improvements	Yard Drainage System	\$5,727.98	\$4,923.89	\$804.09
PELE Pennsylvania Electric	PELE - Trans Subs	VENANGO JUNCTION SWITCHING STATION	35210 - Structures, Improvements	Yard range & protective lighting	\$597.12	\$513.29	\$83.83
		VENANGO JUNCTION SWITCHING STATION Total			\$41,500.60	\$35,674.77	\$5,825.83
PELE Pennsylvania Electric	PELE - Trans Subs	WARREN TRANS SUB	35210 - Structures, Improvements	Air Conditioner Unit	\$1,185.15	\$394.29	\$790.86
PELE Pennsylvania Electric	PELE - Trans Subs	WARREN TRANS SUB	35210 - Structures, Improvements	Building	\$54,867.06	\$20,477.80	\$34,389.26
PELE Pennsylvania Electric	PELE - Trans Subs	WARREN TRANS SUB	35210 - Structures, Improvements	Driveways, Parking, Roads and Walks	\$1,023.72	\$423.44	\$600.28
PELE Pennsylvania Electric	PELE - Trans Subs	WARREN TRANS SUB	35210 - Structures, Improvements	Driveways, Parking, Roads and Walks	\$7,730.46	\$7,547.96	\$182.50
PELE Pennsylvania Electric	PELE - Trans Subs	WARREN TRANS SUB	35210 - Structures, Improvements	Fence	\$4,015.49	\$1,498.69	\$2,516.80
PELE Pennsylvania Electric	PELE - Trans Subs	WARREN TRANS SUB	35210 - Structures, Improvements	Gas or Oil Supply System	\$3,093.33	\$2,429.51	\$663.82
PELE Pennsylvania Electric	PELE - Trans Subs	WARREN TRANS SUB	35210 - Structures, Improvements	HVAC	\$3,043.36	\$1,135.86	\$1,907.50
PELE Pennsylvania Electric	PELE - Trans Subs	WARREN TRANS SUB	35210 - Structures, Improvements	Lighting/Power System	\$741.67	\$276.81	\$464.86
PELE Pennsylvania Electric	PELE - Trans Subs	WARREN TRANS SUB	35210 - Structures, Improvements	Lighting/Power System	\$1,053.32	\$827.28	\$226.04
PELE Pennsylvania Electric	PELE - Trans Subs	WARREN TRANS SUB	35210 - Structures, Improvements	Prefab Building	\$425,039.30	\$158,635.62	\$266,403.68
PELE Pennsylvania Electric	PELE - Trans Subs	WARREN TRANS SUB	35210 - Structures, Improvements	Yard range & protective lighting	\$1,911.09	\$1,500.97	\$410.12
PELE Pennsylvania Electric	PELE - Trans Subs	WARREN TRANS SUB	35210 - Structures, Improvements	Yard range & protective lighting	\$2,999.17	\$1,119.37	\$1,879.80
PELE Pennsylvania Electric	PELE - Trans Subs	WARREN TRANS SUB	35210 - Structures, Improvements	Yard range & protective lighting	\$3,457.84	\$3,376.21	\$81.63
PELE Pennsylvania Electric	PELE - Trans Subs	WARREN TRANS SUB	35210 - Structures, Improvements	Yard Surfacing	\$804.80	\$170.73	\$634.07
		WARREN TRANS SUB Total			\$510,965.76	\$199,814.55	\$311,151.21
PELE Pennsylvania Electric	PELE SUBTRANS SUBS	WARRIOR RIDGE TRANS SUB	35210 - Structures, Improvements	Building	\$42,678.90	\$24,392.78	\$18,286.12

Company	Major Location	Asset Location	Utility Account	Asset Retirement Unit	Book Cost	Allocated Reserve	Net Book Value
PELE Pennsylvania Electric	PELE SUBTRANS SUBS	WARRIOR RIDGE TRANS SUB	35210 - Structures, Improvements	Driveways, Parking, Roads and Walks	\$222.63	\$200.42	\$22.21
PELE Pennsylvania Electric	PELE SUBTRANS SUBS	WARRIOR RIDGE TRANS SUB	35210 - Structures, Improvements	Driveways, Parking, Roads and Walks	\$548.43	\$542.42	\$6.01
PELE Pennsylvania Electric	PELE SUBTRANS SUBS	WARRIOR RIDGE TRANS SUB	35210 - Structures, Improvements	Fence	\$1,073.87	\$1,070.72	\$3.15
PELE Pennsylvania Electric	PELE SUBTRANS SUBS	WARRIOR RIDGE TRANS SUB	35210 - Structures, Improvements	Fence	\$1,206.48	\$1,086.10	\$120.38
PELE Pennsylvania Electric	PELE SUBTRANS SUBS	WARRIOR RIDGE TRANS SUB	35210 - Structures, Improvements	Fire Protection System, Building	\$475.28	\$271.64	\$203.64
PELE Pennsylvania Electric	PELE SUBTRANS SUBS	WARRIOR RIDGE TRANS SUB	35210 - Structures, Improvements	Gas or Oil Supply System	\$72.05	\$64.86	\$7.19
PELE Pennsylvania Electric	PELE SUBTRANS SUBS	WARRIOR RIDGE TRANS SUB	35210 - Structures, Improvements	HVAC	\$1,030.30	\$588.86	\$441.44
PELE Pennsylvania Electric	PELE SUBTRANS SUBS	WARRIOR RIDGE TRANS SUB	35210 - Structures, Improvements	Lighting/Power System	\$164.07	\$147.70	\$16.37
PELE Pennsylvania Electric	PELE SUBTRANS SUBS	WARRIOR RIDGE TRANS SUB	35210 - Structures, Improvements	Lighting/Power System	\$8,025.90	\$4,587.14	\$3,438.76
PELE Pennsylvania Electric	PELE SUBTRANS SUBS	WARRIOR RIDGE TRANS SUB	35210 - Structures, Improvements	Potable Water Supply System	\$61.34	\$52.14	\$9.20
PELE Pennsylvania Electric	PELE SUBTRANS SUBS	WARRIOR RIDGE TRANS SUB	35210 - Structures, Improvements	Potable Water Supply System	\$13,143.35	\$7,511.97	\$5,631.38
PELE Pennsylvania Electric	PELE SUBTRANS SUBS	WARRIOR RIDGE TRANS SUB	35210 - Structures, Improvements	Site Improvements	\$104.16	\$103.02	\$1.14
PELE Pennsylvania Electric	PELE SUBTRANS SUBS	WARRIOR RIDGE TRANS SUB	35210 - Structures, Improvements	Site Improvements	\$3,130.88	\$3,121.70	\$9.18
PELE Pennsylvania Electric	PELE SUBTRANS SUBS	WARRIOR RIDGE TRANS SUB	35210 - Structures, Improvements	Yard Drainage System	\$44.39	\$44.26	\$0.13
PELE Pennsylvania Electric	PELE SUBTRANS SUBS	WARRIOR RIDGE TRANS SUB	35210 - Structures, Improvements	Yard range & protective lighting	\$128.38	\$115.57	\$12.81
PELE Pennsylvania Electric	PELE SUBTRANS SUBS	WARRIOR RIDGE TRANS SUB	35210 - Structures, Improvements	Yard range & protective lighting	\$418.62	\$417.40	\$1.22
PELE Pennsylvania Electric	PELE SUBTRANS SUBS	WARRIOR RIDGE TRANS SUB	35210 - Structures, Improvements	Yard range & protective lighting	\$1,611.02	\$920.76	\$690.26
WARRIOR RIDGE TRANS SUB Total					\$74,140.05	\$45,239.46	\$28,900.59
PELE Pennsylvania Electric	PELE - Trans Subs	WAYNE TRANS SUB	35210 - Structures, Improvements	Air Compressor System	\$42,393.56	\$7,329.53	\$35,064.03
PELE Pennsylvania Electric	PELE - Trans Subs	WAYNE TRANS SUB	35210 - Structures, Improvements	Building	\$34,843.50	\$25,306.95	\$9,536.55
PELE Pennsylvania Electric	PELE - Trans Subs	WAYNE TRANS SUB	35210 - Structures, Improvements	Driveways, Parking, Roads and Walks	\$81,759.72	\$59,382.35	\$22,377.37
PELE Pennsylvania Electric	PELE - Trans Subs	WAYNE TRANS SUB	35210 - Structures, Improvements	Fence	\$18,306.58	\$13,296.13	\$5,010.45
PELE Pennsylvania Electric	PELE - Trans Subs	WAYNE TRANS SUB	35210 - Structures, Improvements	Gas or Oil Supply System	\$4,227.75	\$3,320.48	\$907.27
PELE Pennsylvania Electric	PELE - Trans Subs	WAYNE TRANS SUB	35210 - Structures, Improvements	Gas or Oil Supply System	\$19,763.44	\$14,354.25	\$5,409.19
PELE Pennsylvania Electric	PELE - Trans Subs	WAYNE TRANS SUB	35210 - Structures, Improvements	HVAC	\$496.32	\$360.48	\$135.84
PELE Pennsylvania Electric	PELE - Trans Subs	WAYNE TRANS SUB	35210 - Structures, Improvements	Landscaping	\$7,901.53	\$5,738.91	\$2,162.62
PELE Pennsylvania Electric	PELE - Trans Subs	WAYNE TRANS SUB	35210 - Structures, Improvements	Lighting/Power System	\$86.15	\$59.80	\$26.35
PELE Pennsylvania Electric	PELE - Trans Subs	WAYNE TRANS SUB	35210 - Structures, Improvements	Lighting/Power System	\$499.25	\$354.68	\$144.57
PELE Pennsylvania Electric	PELE - Trans Subs	WAYNE TRANS SUB	35210 - Structures, Improvements	Lighting/Power System	\$2,201.66	\$1,729.19	\$472.47
PELE Pennsylvania Electric	PELE - Trans Subs	WAYNE TRANS SUB	35210 - Structures, Improvements	Lighting/Power System	\$2,524.61	\$1,391.83	\$1,132.78
PELE Pennsylvania Electric	PELE - Trans Subs	WAYNE TRANS SUB	35210 - Structures, Improvements	Lighting/Power System	\$27,870.75	\$20,242.62	\$7,628.13
PELE Pennsylvania Electric	PELE - Trans Subs	WAYNE TRANS SUB	35210 - Structures, Improvements	Modular Office or Room System	\$213.99	\$155.43	\$58.56
PELE Pennsylvania Electric	PELE - Trans Subs	WAYNE TRANS SUB	35210 - Structures, Improvements	Non-Unitized	\$1,030.65	\$26.16	\$1,004.49
PELE Pennsylvania Electric	PELE - Trans Subs	WAYNE TRANS SUB	35210 - Structures, Improvements	Site Improvements	\$21,873.05	\$15,886.47	\$5,986.58
PELE Pennsylvania Electric	PELE - Trans Subs	WAYNE TRANS SUB	35210 - Structures, Improvements	Spill and Leakage System	\$1,385.15	\$544.99	\$840.16
PELE Pennsylvania Electric	PELE - Trans Subs	WAYNE TRANS SUB	35210 - Structures, Improvements	Stores Equipment	\$76.72	\$55.72	\$21.00
PELE Pennsylvania Electric	PELE - Trans Subs	WAYNE TRANS SUB	35210 - Structures, Improvements	Yard Drainage System	\$8,646.71	\$6,280.13	\$2,366.58
PELE Pennsylvania Electric	PELE - Trans Subs	WAYNE TRANS SUB	35210 - Structures, Improvements	Yard range & protective lighting	\$172.34	\$104.65	\$67.69
PELE Pennsylvania Electric	PELE - Trans Subs	WAYNE TRANS SUB	35210 - Structures, Improvements	Yard range & protective lighting	\$297.99	\$152.81	\$145.18
PELE Pennsylvania Electric	PELE - Trans Subs	WAYNE TRANS SUB	35210 - Structures, Improvements	Yard range & protective lighting	\$1,312.56	\$1,030.89	\$281.67
PELE Pennsylvania Electric	PELE - Trans Subs	WAYNE TRANS SUB	35210 - Structures, Improvements	Yard range & protective lighting	\$2,105.28	\$1,120.37	\$984.91
PELE Pennsylvania Electric	PELE - Trans Subs	WAYNE TRANS SUB	35210 - Structures, Improvements	Yard range & protective lighting	\$6,143.13	\$4,461.77	\$1,681.36
PELE Pennsylvania Electric	PELE - Trans Subs	WAYNE TRANS SUB	35210 - Structures, Improvements	Yard Surfacing	\$79,780.51	\$12,250.29	\$67,530.22
WAYNE TRANS SUB Total					\$365,912.90	\$194,936.89	\$170,976.01
35210 - Structures, Improvements Total					\$6,856,733.32	\$4,016,522.76	\$2,840,210.56
PELE Pennsylvania Electric	PELE - Trans Subs	CONEMAUGH SUB	35220 - Clearing, Grading Of Land	Non-Unitized	\$689,459.76	\$119,210.41	\$570,249.35
PELE Pennsylvania Electric	PELE - Trans Subs	CONEMAUGH SUB	35220 - Clearing, Grading Of Land	Site Clearing	\$201,017.28	\$34,803.34	\$166,213.94
CONEMAUGH SUB Total					\$890,477.04	\$154,013.75	\$736,463.29
PELE Pennsylvania Electric	PELE - TL 115KV	GOUDEY-NYSEG to TIFFANY to LENOX	35220 - Clearing, Grading Of Land	Site Clearing	\$1,609.35	\$97.37	\$1,511.98
GOUDEY-NYSEG to TIFFANY to LENOX Total					\$1,609.35	\$97.37	\$1,511.98
PELE Pennsylvania Electric	PELE - Dist Lines	PELE - Dist Lines	35220 - Clearing, Grading Of Land	Non-Unitized	\$0.71	\$0.01	\$0.70
PELE Pennsylvania Electric	PELE - Dist Lines	PELE - Dist Lines	35220 - Clearing, Grading Of Land	Non-Unitized	\$0.95	\$0.01	\$0.94
PELE Pennsylvania Electric	PELE - Dist Lines	PELE - Dist Lines	35220 - Clearing, Grading Of Land	Site Clearing	\$13,045.20	\$1,024.72	\$12,020.48
PELE Pennsylvania Electric	PELE - Dist Lines	PELE - Dist Lines	35220 - Clearing, Grading Of Land	Site Clearing	\$13,122.33	\$793.90	\$12,328.43

Company	Major Location	Asset Location	Utility Account	Asset Retirement Unit	Book Cost	Allocated Reserve	Net Book Value
PELE Pennsylvania Electric	PELE - Dist Lines	PELE - Dist Lines	35220 - Clearing, Grading Of Land	Site Clearing	\$20,014.12	\$2,312.41	\$17,701.71
		PELE - Dist Lines Total			\$46,183.31	\$4,131.06	\$42,052.25
PELE Pennsylvania Electric	PELE - TL 69KV	PELE - TL 69KV	35220 - Clearing, Grading Of Land	Non-Unitized	\$1.60	\$0.01	\$1.59
PELE Pennsylvania Electric	PELE - TL 69KV	PELE - TL 69KV	35220 - Clearing, Grading Of Land	Non-Unitized	\$1.94	\$0.02	\$1.92
		PELE - TL 69KV Total			\$3.54	\$0.03	\$3.51
PELE Pennsylvania Electric	PELE - Unspecified	Unspecified - PELE - WR Pa	35220 - Clearing, Grading Of Land	Unspecified	\$1,214,445.44	\$51,942.90	\$1,162,502.54
		Unspecified - PELE - WR Pa Total			\$1,214,445.44	\$51,942.90	\$1,162,502.54
PELE Pennsylvania Electric	PELE - TL 115KV	WARREN to CORRY EAST to BUFFALO ROAD	35220 - Clearing, Grading Of Land	Site Clearing	\$3,380.93	\$265.58	\$3,115.35
		WARREN to CORRY EAST to BUFFALO ROAD Total			\$3,380.93	\$265.58	\$3,115.35
		35220 - Clearing, Grading Of Land Total			\$2,156,099.61	\$210,450.69	\$1,945,648.92
PELE Pennsylvania Electric	PELE - Dist Subs	ALEXANDRIA SUB	35300 - Station Equipment	Non-Unitized	\$2,382.95	\$205.94	\$2,177.01
		ALEXANDRIA SUB Total			\$2,382.95	\$205.94	\$2,177.01
PELE Pennsylvania Electric	PELE - Dist Subs	ALLEGHENY SUB	35300 - Station Equipment	Non-Unitized	(\$5,569.72)	(\$597.08)	(\$4,972.64)
PELE Pennsylvania Electric	PELE - Dist Subs	ALLEGHENY SUB	35300 - Station Equipment	Non-Unitized	\$5,569.72	\$836.26	\$4,733.46
PELE Pennsylvania Electric	PELE - Dist Subs	ALLEGHENY SUB	35300 - Station Equipment	Switching Equipment	(\$3,189.30)	(\$332.42)	(\$2,856.88)
PELE Pennsylvania Electric	PELE - Dist Subs	ALLEGHENY SUB	35300 - Station Equipment	Transformer, Current : Each	\$3,415.57	\$356.00	\$3,059.57
		ALLEGHENY SUB Total			\$226.27	\$262.77	(\$36.50)
PELE Pennsylvania Electric	PELE SUBTRANS SUBS	ALTOONA SUB	35300 - Station Equipment	Arrester, Lightning & Surge Protect	\$366.53	\$161.71	\$204.82
PELE Pennsylvania Electric	PELE SUBTRANS SUBS	PELE SUBTRANS SUBS	35300 - Station Equipment	Arrester, Lightning & Surge Protect	\$4,179.36	\$2,794.32	\$1,385.04
PELE Pennsylvania Electric	PELE SUBTRANS SUBS	ALTOONA SUB	35300 - Station Equipment	Arrester, Lightning & Surge Protect	\$4,219.80	\$3,145.23	\$1,074.57
PELE Pennsylvania Electric	PELE SUBTRANS SUBS	ALTOONA SUB	35300 - Station Equipment	Arrester, Lightning & Surge Protect	\$8,731.89	\$7,499.45	\$1,232.44
PELE Pennsylvania Electric	PELE SUBTRANS SUBS	ALTOONA SUB	35300 - Station Equipment	Arrester, Lightning & Surge Protect	\$10,160.77	\$4,270.91	\$5,889.86
PELE Pennsylvania Electric	PELE SUBTRANS SUBS	ALTOONA SUB	35300 - Station Equipment	Arrester, Lightning & Surge Protect	\$13,648.78	\$6,582.61	\$7,066.17
PELE Pennsylvania Electric	PELE SUBTRANS SUBS	ALTOONA SUB	35300 - Station Equipment	Arrester, Lightning & Surge Protect	\$14,557.02	\$676.56	\$13,880.46
PELE Pennsylvania Electric	PELE SUBTRANS SUBS	ALTOONA SUB	35300 - Station Equipment	Arrester, Lightning & Surge Protect	\$16,480.68	\$9,249.31	\$7,231.37
PELE Pennsylvania Electric	PELE SUBTRANS SUBS	ALTOONA SUB	35300 - Station Equipment	Arrester, Lightning & Surge Protect	\$17,290.70	\$13,575.42	\$3,715.28
PELE Pennsylvania Electric	PELE SUBTRANS SUBS	ALTOONA SUB	35300 - Station Equipment	Battery System	\$322.37	\$276.87	\$45.50
PELE Pennsylvania Electric	PELE SUBTRANS SUBS	ALTOONA SUB	35300 - Station Equipment	Battery System	\$324.82	\$269.77	\$55.05
PELE Pennsylvania Electric	PELE SUBTRANS SUBS	ALTOONA SUB	35300 - Station Equipment	Battery System	\$2,008.91	\$1,577.25	\$431.66
PELE Pennsylvania Electric	PELE SUBTRANS SUBS	ALTOONA SUB	35300 - Station Equipment	Battery System	\$3,976.98	\$1,334.18	\$2,642.80
PELE Pennsylvania Electric	PELE SUBTRANS SUBS	ALTOONA SUB	35300 - Station Equipment	Battery System	\$8,286.00	\$4,328.32	\$3,957.68
PELE Pennsylvania Electric	PELE SUBTRANS SUBS	ALTOONA SUB	35300 - Station Equipment	Battery System	\$14,783.34	\$404.99	\$14,378.35
PELE Pennsylvania Electric	PELE SUBTRANS SUBS	ALTOONA SUB	35300 - Station Equipment	Bus	\$70,153.10	\$3,260.47	\$66,892.63
PELE Pennsylvania Electric	PELE SUBTRANS SUBS	ALTOONA SUB	35300 - Station Equipment	Bus-Insulators	\$7,624.57	\$354.37	\$7,270.20
PELE Pennsylvania Electric	PELE SUBTRANS SUBS	ALTOONA SUB	35300 - Station Equipment	Cabinets/Panels/Consoles	\$40,509.44	\$1,882.73	\$38,626.71
PELE Pennsylvania Electric	PELE SUBTRANS SUBS	ALTOONA SUB	35300 - Station Equipment	Cable Tray	\$2,518.24	\$117.04	\$2,401.20
PELE Pennsylvania Electric	PELE SUBTRANS SUBS	ALTOONA SUB	35300 - Station Equipment	Cable, Wiring	\$8,450.91	\$1,644.77	\$6,806.14
PELE Pennsylvania Electric	PELE SUBTRANS SUBS	ALTOONA SUB	35300 - Station Equipment	Cable, Wiring	\$9,959.22	\$462.86	\$9,496.36
PELE Pennsylvania Electric	PELE SUBTRANS SUBS	ALTOONA SUB	35300 - Station Equipment	Capacitor Bank	\$1,057.17	\$772.81	\$284.36
PELE Pennsylvania Electric	PELE SUBTRANS SUBS	ALTOONA SUB	35300 - Station Equipment	Capacitor Bank	\$1,966.03	\$1,465.38	\$500.65
PELE Pennsylvania Electric	PELE SUBTRANS SUBS	ALTOONA SUB	35300 - Station Equipment	Capacitor Bank	\$3,916.90	\$3,364.06	\$552.84
PELE Pennsylvania Electric	PELE SUBTRANS SUBS	ALTOONA SUB	35300 - Station Equipment	Capacitor Bank	\$4,458.74	\$3,500.69	\$958.05
PELE Pennsylvania Electric	PELE SUBTRANS SUBS	ALTOONA SUB	35300 - Station Equipment	Capacitor Bank	\$241,110.32	\$11,205.95	\$229,904.37
PELE Pennsylvania Electric	PELE SUBTRANS SUBS	ALTOONA SUB	35300 - Station Equipment	Carrier Equipment System	\$168.46	\$143.18	\$25.28
PELE Pennsylvania Electric	PELE SUBTRANS SUBS	ALTOONA SUB	35300 - Station Equipment	Carrier Equipment System	\$323.38	\$249.79	\$73.59
PELE Pennsylvania Electric	PELE SUBTRANS SUBS	ALTOONA SUB	35300 - Station Equipment	Carrier Equipment System	\$2,092.27	\$1,559.47	\$532.80
PELE Pennsylvania Electric	PELE SUBTRANS SUBS	ALTOONA SUB	35300 - Station Equipment	Carrier Equipment System	\$12,156.82	\$8,886.87	\$3,269.95
PELE Pennsylvania Electric	PELE SUBTRANS SUBS	ALTOONA SUB	35300 - Station Equipment	Carrier Equipment System	\$12,744.35	\$10,945.58	\$1,798.77
PELE Pennsylvania Electric	PELE SUBTRANS SUBS	ALTOONA SUB	35300 - Station Equipment	Carrier Equipment System	\$29,234.29	\$22,952.68	\$6,281.61
PELE Pennsylvania Electric	PELE SUBTRANS SUBS	ALTOONA SUB	35300 - Station Equipment	Circuit Breaker	\$27,219.77	\$23,377.91	\$3,841.86
PELE Pennsylvania Electric	PELE SUBTRANS SUBS	ALTOONA SUB	35300 - Station Equipment	Circuit Breaker	\$42,722.07	\$23,976.54	\$18,745.53
PELE Pennsylvania Electric	PELE SUBTRANS SUBS	ALTOONA SUB	35300 - Station Equipment	Circuit Breaker	\$107,486.72	\$84,390.90	\$23,095.82
PELE Pennsylvania Electric	PELE SUBTRANS SUBS	ALTOONA SUB	35300 - Station Equipment	Circuit Breaker	\$126,004.93	\$75,433.39	\$50,571.54
PELE Pennsylvania Electric	PELE SUBTRANS SUBS	ALTOONA SUB	35300 - Station Equipment	Circuit Breaker	\$1,670,411.73	\$140,998.64	\$1,529,413.09

Company	Major Location	Asset Location	Utility Account	Asset Retirement Unit	Book Cost	Allocated Reserve	Net Book Value
PELE Pennsylvania Electric	PELE SUBTRANS SUBS	ALTOONA SUB	35300 - Station Equipment	Conduit/Duct System	\$257.18	\$129.22	\$127.96
PELE Pennsylvania Electric	PELE SUBTRANS SUBS	ALTOONA SUB	35300 - Station Equipment	Conduit/Duct System	\$601.92	\$360.35	\$241.57
PELE Pennsylvania Electric	PELE SUBTRANS SUBS	ALTOONA SUB	35300 - Station Equipment	Conduit/Duct System	\$773.50	\$634.26	\$139.24
PELE Pennsylvania Electric	PELE SUBTRANS SUBS	ALTOONA SUB	35300 - Station Equipment	Conduit/Duct System	\$1,049.25	\$588.86	\$460.39
PELE Pennsylvania Electric	PELE SUBTRANS SUBS	ALTOONA SUB	35300 - Station Equipment	Conduit/Duct System	\$1,170.82	\$984.08	\$186.74
PELE Pennsylvania Electric	PELE SUBTRANS SUBS	ALTOONA SUB	35300 - Station Equipment	Conduit/Duct System	\$2,994.22	\$2,350.85	\$643.37
PELE Pennsylvania Electric	PELE SUBTRANS SUBS	ALTOONA SUB	35300 - Station Equipment	Conduit/Duct System	\$3,214.49	\$1,679.14	\$1,535.35
PELE Pennsylvania Electric	PELE SUBTRANS SUBS	ALTOONA SUB	35300 - Station Equipment	Conduit/Duct System	\$7,871.47	\$6,760.47	\$1,111.00
PELE Pennsylvania Electric	PELE SUBTRANS SUBS	ALTOONA SUB	35300 - Station Equipment	Conduit/Duct System	\$15,596.79	\$724.88	\$14,871.91
PELE Pennsylvania Electric	PELE SUBTRANS SUBS	ALTOONA SUB	35300 - Station Equipment	Control Wiring	\$66,546.34	\$3,092.83	\$63,453.51
PELE Pennsylvania Electric	PELE SUBTRANS SUBS	ALTOONA SUB	35300 - Station Equipment	Controls and Instrumentation	\$70.51	\$42.21	\$28.30
PELE Pennsylvania Electric	PELE SUBTRANS SUBS	ALTOONA SUB	35300 - Station Equipment	Controls and Instrumentation	\$97.69	\$69.96	\$27.73
PELE Pennsylvania Electric	PELE SUBTRANS SUBS	ALTOONA SUB	35300 - Station Equipment	Controls and Instrumentation	\$143.32	\$119.03	\$24.29
PELE Pennsylvania Electric	PELE SUBTRANS SUBS	ALTOONA SUB	35300 - Station Equipment	Controls and Instrumentation	\$703.30	\$514.13	\$189.17
PELE Pennsylvania Electric	PELE SUBTRANS SUBS	ALTOONA SUB	35300 - Station Equipment	Controls and Instrumentation	\$772.90	\$701.23	\$71.67
PELE Pennsylvania Electric	PELE SUBTRANS SUBS	ALTOONA SUB	35300 - Station Equipment	Controls and Instrumentation	\$919.57	\$42.73	\$876.84
PELE Pennsylvania Electric	PELE SUBTRANS SUBS	ALTOONA SUB	35300 - Station Equipment	Controls and Instrumentation	\$2,017.15	\$1,013.55	\$1,003.60
PELE Pennsylvania Electric	PELE SUBTRANS SUBS	ALTOONA SUB	35300 - Station Equipment	Controls and Instrumentation	\$5,451.16	\$4,581.72	\$869.44
PELE Pennsylvania Electric	PELE SUBTRANS SUBS	ALTOONA SUB	35300 - Station Equipment	Controls and Instrumentation	\$5,490.61	\$4,092.43	\$1,398.18
PELE Pennsylvania Electric	PELE SUBTRANS SUBS	ALTOONA SUB	35300 - Station Equipment	Controls and Instrumentation	\$8,678.28	\$4,703.29	\$3,974.99
PELE Pennsylvania Electric	PELE SUBTRANS SUBS	ALTOONA SUB	35300 - Station Equipment	Controls and Instrumentation	\$15,121.58	\$8,772.42	\$6,349.16
PELE Pennsylvania Electric	PELE SUBTRANS SUBS	ALTOONA SUB	35300 - Station Equipment	Controls and Instrumentation	\$18,901.66	\$10,608.02	\$8,293.64
PELE Pennsylvania Electric	PELE SUBTRANS SUBS	ALTOONA SUB	35300 - Station Equipment	Controls and Instrumentation	\$29,989.82	\$19,028.51	\$10,961.31
PELE Pennsylvania Electric	PELE SUBTRANS SUBS	ALTOONA SUB	35300 - Station Equipment	Controls and Instrumentation	\$47,922.60	\$41,158.69	\$6,763.91
PELE Pennsylvania Electric	PELE SUBTRANS SUBS	ALTOONA SUB	35300 - Station Equipment	Controls and Instrumentation	\$59,411.49	\$46,645.66	\$12,765.83
PELE Pennsylvania Electric	PELE SUBTRANS SUBS	ALTOONA SUB	35300 - Station Equipment	Coupling Capacitor	\$6,643.77	\$1,099.07	\$5,544.70
PELE Pennsylvania Electric	PELE SUBTRANS SUBS	ALTOONA SUB	35300 - Station Equipment	Coupling Capacitor	\$18,833.83	\$1,246.17	\$17,587.66
PELE Pennsylvania Electric	PELE SUBTRANS SUBS	ALTOONA SUB	35300 - Station Equipment	Disconnect Switch	\$676,051.47	\$57,065.18	\$618,986.29
PELE Pennsylvania Electric	PELE SUBTRANS SUBS	ALTOONA SUB	35300 - Station Equipment	Equipment Protective Lighting & Pow	\$2,924.40	\$135.92	\$2,788.48
PELE Pennsylvania Electric	PELE SUBTRANS SUBS	ALTOONA SUB	35300 - Station Equipment	Equipment Spill and Leakage System	\$450.45	\$386.87	\$63.58
PELE Pennsylvania Electric	PELE SUBTRANS SUBS	ALTOONA SUB	35300 - Station Equipment	Foundation - Equipment	\$242.64	\$136.18	\$106.46
PELE Pennsylvania Electric	PELE SUBTRANS SUBS	ALTOONA SUB	35300 - Station Equipment	Foundation - Equipment	\$394.99	\$331.99	\$63.00
PELE Pennsylvania Electric	PELE SUBTRANS SUBS	ALTOONA SUB	35300 - Station Equipment	Foundation - Equipment	\$1,536.04	\$1,319.24	\$216.80
PELE Pennsylvania Electric	PELE SUBTRANS SUBS	ALTOONA SUB	35300 - Station Equipment	Foundation - Equipment	\$9,645.60	\$7,573.03	\$2,072.57
PELE Pennsylvania Electric	PELE SUBTRANS SUBS	ALTOONA SUB	35300 - Station Equipment	Foundation - Equipment	\$93,652.31	\$4,352.63	\$89,299.68
PELE Pennsylvania Electric	PELE SUBTRANS SUBS	ALTOONA SUB	35300 - Station Equipment	Fuse Equipment	\$2,784.20	\$2,340.13	\$444.07
PELE Pennsylvania Electric	PELE SUBTRANS SUBS	ALTOONA SUB	35300 - Station Equipment	Fuse Equipment	\$3,150.89	\$2,706.17	\$444.72
PELE Pennsylvania Electric	PELE SUBTRANS SUBS	ALTOONA SUB	35300 - Station Equipment	Grounding System, Station	\$44.42	\$36.43	\$7.99
PELE Pennsylvania Electric	PELE SUBTRANS SUBS	ALTOONA SUB	35300 - Station Equipment	Grounding System, Station	\$91.96	\$77.29	\$14.67
PELE Pennsylvania Electric	PELE SUBTRANS SUBS	ALTOONA SUB	35300 - Station Equipment	Grounding System, Station	\$1,237.44	\$694.48	\$542.96
PELE Pennsylvania Electric	PELE SUBTRANS SUBS	ALTOONA SUB	35300 - Station Equipment	Grounding System, Station	\$2,429.17	\$1,810.58	\$618.59
PELE Pennsylvania Electric	PELE SUBTRANS SUBS	ALTOONA SUB	35300 - Station Equipment	Grounding System, Station	\$5,242.54	\$4,116.07	\$1,126.47
PELE Pennsylvania Electric	PELE SUBTRANS SUBS	ALTOONA SUB	35300 - Station Equipment	Grounding System, Station	\$6,322.32	\$5,429.98	\$892.34
PELE Pennsylvania Electric	PELE SUBTRANS SUBS	ALTOONA SUB	35300 - Station Equipment	Grounding System, Station	\$32,992.11	\$1,533.36	\$31,458.75
PELE Pennsylvania Electric	PELE SUBTRANS SUBS	ALTOONA SUB	35300 - Station Equipment	HVAC System	\$14,408.12	\$2,085.93	\$12,322.19
PELE Pennsylvania Electric	PELE SUBTRANS SUBS	ALTOONA SUB	35300 - Station Equipment	Line Wave Trap	\$12,188.45	\$2,270.65	\$9,917.80
PELE Pennsylvania Electric	PELE SUBTRANS SUBS	ALTOONA SUB	35300 - Station Equipment	Minor Station Equipment	\$80.71	\$66.18	\$14.53
PELE Pennsylvania Electric	PELE SUBTRANS SUBS	ALTOONA SUB	35300 - Station Equipment	Minor Station Equipment	\$293.63	\$252.19	\$41.44
PELE Pennsylvania Electric	PELE SUBTRANS SUBS	ALTOONA SUB	35300 - Station Equipment	Minor Station Equipment	\$5,514.64	\$3,094.93	\$2,419.71
PELE Pennsylvania Electric	PELE SUBTRANS SUBS	ALTOONA SUB	35300 - Station Equipment	Minor Station Equipment	\$24,714.28	\$9,345.10	\$15,369.18
PELE Pennsylvania Electric	PELE SUBTRANS SUBS	ALTOONA SUB	35300 - Station Equipment	Misc Tools & Equipment	\$18.04	\$15.50	\$2.54
PELE Pennsylvania Electric	PELE SUBTRANS SUBS	ALTOONA SUB	35300 - Station Equipment	Non-Unitized	(\$1,525.75)	(\$100.96)	(\$1,424.79)
PELE Pennsylvania Electric	PELE SUBTRANS SUBS	ALTOONA SUB	35300 - Station Equipment	Non-Unitized	(\$0.58)	(\$0.03)	(\$0.55)
PELE Pennsylvania Electric	PELE SUBTRANS SUBS	ALTOONA SUB	35300 - Station Equipment	Non-Unitized	\$2.71	\$0.03	\$2.68

Company	Major Location	Asset Location	Utility Account	Asset Retirement Unit	Book Cost	Allocated Reserve	Net Book Value
PELE Pennsylvania Electric	PELE SUBTRANS SUBS	ALTOONA SUB	35300 - Station Equipment	Non-Unitized	\$937.83	\$25.69	\$912.14
PELE Pennsylvania Electric	PELE SUBTRANS SUBS	ALTOONA SUB	35300 - Station Equipment	Non-Unitized	\$7,231.94	\$625.00	\$6,606.94
PELE Pennsylvania Electric	PELE SUBTRANS SUBS	ALTOONA SUB	35300 - Station Equipment	Office Furniture	\$7.00	\$6.71	\$0.29
PELE Pennsylvania Electric	PELE SUBTRANS SUBS	ALTOONA SUB	35300 - Station Equipment	Office Furniture	\$41.75	\$39.94	\$1.81
PELE Pennsylvania Electric	PELE SUBTRANS SUBS	ALTOONA SUB	35300 - Station Equipment	Office Furniture	\$104.03	\$89.35	\$14.68
PELE Pennsylvania Electric	PELE SUBTRANS SUBS	ALTOONA SUB	35300 - Station Equipment	Office Furniture	\$121.40	\$116.31	\$5.09
PELE Pennsylvania Electric	PELE SUBTRANS SUBS	ALTOONA SUB	35300 - Station Equipment	Relays	\$1,705,586.47	\$143,967.72	\$1,561,618.75
PELE Pennsylvania Electric	PELE SUBTRANS SUBS	ALTOONA SUB	35300 - Station Equipment	RTU - SCADA	\$81,040.14	\$5,262.40	\$75,777.74
PELE Pennsylvania Electric	PELE SUBTRANS SUBS	ALTOONA SUB	35300 - Station Equipment	Structure	\$999.96	\$840.47	\$159.49
PELE Pennsylvania Electric	PELE SUBTRANS SUBS	ALTOONA SUB	35300 - Station Equipment	Structure	\$2,751.68	\$1,437.39	\$1,314.29
PELE Pennsylvania Electric	PELE SUBTRANS SUBS	ALTOONA SUB	35300 - Station Equipment	Structure	\$5,410.38	\$3,036.42	\$2,373.96
PELE Pennsylvania Electric	PELE SUBTRANS SUBS	ALTOONA SUB	35300 - Station Equipment	Structure	\$26,650.14	\$20,688.25	\$5,661.89
PELE Pennsylvania Electric	PELE SUBTRANS SUBS	ALTOONA SUB	35300 - Station Equipment	Structure	\$40,494.82	\$1,882.06	\$38,612.76
PELE Pennsylvania Electric	PELE SUBTRANS SUBS	ALTOONA SUB	35300 - Station Equipment	Structure	\$90,484.91	\$77,713.67	\$12,771.24
PELE Pennsylvania Electric	PELE SUBTRANS SUBS	ALTOONA SUB	35300 - Station Equipment	Switch	\$30.41	\$23.49	\$6.92
PELE Pennsylvania Electric	PELE SUBTRANS SUBS	ALTOONA SUB	35300 - Station Equipment	Switch	\$2,571.45	\$1,343.23	\$1,228.22
PELE Pennsylvania Electric	PELE SUBTRANS SUBS	ALTOONA SUB	35300 - Station Equipment	Switch	\$2,825.85	\$1,128.36	\$1,697.49
PELE Pennsylvania Electric	PELE SUBTRANS SUBS	ALTOONA SUB	35300 - Station Equipment	Switch	\$4,076.93	\$1,798.71	\$2,278.22
PELE Pennsylvania Electric	PELE SUBTRANS SUBS	ALTOONA SUB	35300 - Station Equipment	Switch	\$9,675.77	\$5,430.25	\$4,245.52
PELE Pennsylvania Electric	PELE SUBTRANS SUBS	ALTOONA SUB	35300 - Station Equipment	Switch	\$19,901.96	\$15,625.60	\$4,276.36
PELE Pennsylvania Electric	PELE SUBTRANS SUBS	ALTOONA SUB	35300 - Station Equipment	Switch	\$22,647.61	\$19,451.08	\$3,196.53
PELE Pennsylvania Electric	PELE SUBTRANS SUBS	ALTOONA SUB	35300 - Station Equipment	Switch	\$36,431.52	\$1,693.21	\$34,738.31
PELE Pennsylvania Electric	PELE SUBTRANS SUBS	ALTOONA SUB	35300 - Station Equipment	Switch	\$161,029.67	\$13,592.44	\$147,437.23
PELE Pennsylvania Electric	PELE SUBTRANS SUBS	ALTOONA SUB	35300 - Station Equipment	Transformer, Instrument	\$2,101.83	\$927.31	\$1,174.52
PELE Pennsylvania Electric	PELE SUBTRANS SUBS	ALTOONA SUB	35300 - Station Equipment	Transformer, Instrument	\$4,099.61	\$3,055.65	\$1,043.96
PELE Pennsylvania Electric	PELE SUBTRANS SUBS	ALTOONA SUB	35300 - Station Equipment	Transformer, Instrument	\$12,224.73	\$10,499.30	\$1,725.43
PELE Pennsylvania Electric	PELE SUBTRANS SUBS	ALTOONA SUB	35300 - Station Equipment	Transformer, Potential : Each	\$16,938.05	\$6,044.18	\$10,893.87
PELE Pennsylvania Electric	PELE SUBTRANS SUBS	ALTOONA SUB	35300 - Station Equipment	Transformer, Potential : Each	\$17,733.85	\$5,949.25	\$11,784.60
PELE Pennsylvania Electric	PELE SUBTRANS SUBS	ALTOONA SUB	35300 - Station Equipment	Transformer, Potential : Each	\$181,089.15	\$15,285.65	\$165,803.50
PELE Pennsylvania Electric	PELE SUBTRANS SUBS	ALTOONA SUB	35300 - Station Equipment	Transformer, Power	\$2,611.07	\$1,656.72	\$954.35
PELE Pennsylvania Electric	PELE SUBTRANS SUBS	ALTOONA SUB	35300 - Station Equipment	Transformer, Power	\$2,658.94	\$2,087.61	\$571.33
PELE Pennsylvania Electric	PELE SUBTRANS SUBS	ALTOONA SUB	35300 - Station Equipment	Transformer, Power	\$2,806.42	\$2,410.32	\$396.10
PELE Pennsylvania Electric	PELE SUBTRANS SUBS	ALTOONA SUB	35300 - Station Equipment	Transformer, Power	\$22,542.92	\$11,775.65	\$10,767.27
PELE Pennsylvania Electric	PELE SUBTRANS SUBS	ALTOONA SUB	35300 - Station Equipment	Transformer, Power	\$26,726.04	\$13,428.92	\$13,297.12
PELE Pennsylvania Electric	PELE SUBTRANS SUBS	ALTOONA SUB	35300 - Station Equipment	Transformer, Power	\$78,506.88	\$42,547.60	\$35,959.28
PELE Pennsylvania Electric	PELE SUBTRANS SUBS	ALTOONA SUB	35300 - Station Equipment	Transformer, Power	\$231,305.04	\$200,598.02	\$30,707.02
PELE Pennsylvania Electric	PELE SUBTRANS SUBS	ALTOONA SUB	35300 - Station Equipment	Transformer, Station Service : Each	\$717,579.57	\$271,335.25	\$446,244.32
PELE Pennsylvania Electric	PELE SUBTRANS SUBS	ALTOONA SUB	35300 - Station Equipment	Transformer, Station Service : Each	\$882,707.63	\$296,125.57	\$586,582.06
PELE Pennsylvania Electric	PELE SUBTRANS SUBS	ALTOONA SUB	35300 - Station Equipment	Wiring	\$417.73	\$250.07	\$167.66
PELE Pennsylvania Electric	PELE SUBTRANS SUBS	ALTOONA SUB	35300 - Station Equipment	Wiring	\$506.63	\$284.34	\$222.29
PELE Pennsylvania Electric	PELE SUBTRANS SUBS	ALTOONA SUB	35300 - Station Equipment	Wiring	\$507.71	\$339.45	\$168.26
PELE Pennsylvania Electric	PELE SUBTRANS SUBS	ALTOONA SUB	35300 - Station Equipment	Wiring	\$5,223.30	\$242.76	\$4,980.54
PELE Pennsylvania Electric	PELE SUBTRANS SUBS	ALTOONA SUB	35300 - Station Equipment	Wiring	\$6,563.52	\$2,481.84	\$4,081.68
PELE Pennsylvania Electric	PELE SUBTRANS SUBS	ALTOONA SUB	35300 - Station Equipment	Wiring	\$9,120.28	\$7,478.55	\$1,641.73
PELE Pennsylvania Electric	PELE SUBTRANS SUBS	ALTOONA SUB	35300 - Station Equipment	Wiring	\$12,610.05	\$10,598.79	\$2,011.26
PELE Pennsylvania Electric	PELE SUBTRANS SUBS	ALTOONA SUB	35300 - Station Equipment	Wiring	\$13,823.97	\$7,221.16	\$6,602.81
PELE Pennsylvania Electric	PELE SUBTRANS SUBS	ALTOONA SUB	35300 - Station Equipment	Wiring	\$38,073.32	\$29,892.45	\$8,180.87
PELE Pennsylvania Electric	PELE SUBTRANS SUBS	ALTOONA SUB	35300 - Station Equipment	Wiring	\$43,665.43	\$37,502.39	\$6,163.04
PELE Pennsylvania Electric	PELE SUBTRANS SUBS	ALTOONA SUB	35300 - Station Equipment	Wiring	\$34,280.48	\$1,593.24	\$32,687.24
		ALTOONA SUB Total			\$8,344,937.57	\$2,043,341.58	\$6,301,595.99
PELE Pennsylvania Electric	PELE - Dist Subs	ASHVILLE SUB	35300 - Station Equipment	Non-Unitized	\$7,824.17	\$363.64	\$7,460.53
		ASHVILLE SUB Total			\$7,824.17	\$363.64	\$7,460.53
PELE Pennsylvania Electric	PELE - Dist Subs	BEDFORD NORTH SUB	35300 - Station Equipment	Arrester, Lightning & Surge Protect	\$11,864.18	\$325.01	\$11,539.17
PELE Pennsylvania Electric	PELE - Dist Subs	BEDFORD NORTH SUB	35300 - Station Equipment	Arrester, Lightning & Surge Protect	\$27,078.25	\$242.66	\$26,835.59

Company	Major Location	Asset Location	Utility Account	Asset Retirement Unit	Book Cost	Allocated Reserve	Net Book Value
PELE Pennsylvania Electric	PELE - Dist Subs	BEDFORD NORTH SUB	35300 - Station Equipment	Bus	\$32,282.03	\$884.36	\$31,397.67
PELE Pennsylvania Electric	PELE - Dist Subs	BEDFORD NORTH SUB	35300 - Station Equipment	Cabinets/Panels/Consoles	\$9,002.58	\$246.62	\$8,755.96
PELE Pennsylvania Electric	PELE - Dist Subs	BEDFORD NORTH SUB	35300 - Station Equipment	Cabinets/Panels/Consoles	\$394,007.02	\$3,530.78	\$390,476.24
PELE Pennsylvania Electric	PELE - Dist Subs	BEDFORD NORTH SUB	35300 - Station Equipment	Cable Trench	\$73,946.23	\$662.65	\$73,283.58
PELE Pennsylvania Electric	PELE - Dist Subs	BEDFORD NORTH SUB	35300 - Station Equipment	Cable, Wiring	\$7,950.76	\$217.80	\$7,732.96
PELE Pennsylvania Electric	PELE - Dist Subs	BEDFORD NORTH SUB	35300 - Station Equipment	Carrier Equipment System	\$90,951.75	\$815.03	\$90,136.72
PELE Pennsylvania Electric	PELE - Dist Subs	BEDFORD NORTH SUB	35300 - Station Equipment	Circuit Breaker	\$248,996.28	\$6,821.14	\$242,175.14
PELE Pennsylvania Electric	PELE - Dist Subs	BEDFORD NORTH SUB	35300 - Station Equipment	Conduit	\$3,423.98	\$93.80	\$3,330.18
PELE Pennsylvania Electric	PELE - Dist Subs	BEDFORD NORTH SUB	35300 - Station Equipment	Coupling Capacitor	\$46,528.36	\$1,274.62	\$45,253.74
PELE Pennsylvania Electric	PELE - Dist Subs	BEDFORD NORTH SUB	35300 - Station Equipment	CT 138KV	\$22,862.04	\$626.30	\$22,235.74
PELE Pennsylvania Electric	PELE - Dist Subs	BEDFORD NORTH SUB	35300 - Station Equipment	Disconnect Switch	\$170,414.28	\$4,668.42	\$165,745.86
PELE Pennsylvania Electric	PELE - Dist Subs	BEDFORD NORTH SUB	35300 - Station Equipment	Equipment Enclosure	\$6,886.96	\$188.67	\$6,698.29
PELE Pennsylvania Electric	PELE - Dist Subs	BEDFORD NORTH SUB	35300 - Station Equipment	Fence	\$27,457.86	\$752.19	\$26,705.67
PELE Pennsylvania Electric	PELE - Dist Subs	BEDFORD NORTH SUB	35300 - Station Equipment	Foundation - Equipment	\$132,175.92	\$3,620.90	\$128,555.02
PELE Pennsylvania Electric	PELE - Dist Subs	BEDFORD NORTH SUB	35300 - Station Equipment	Fuse Equipment	\$268.99	\$7.37	\$261.62
PELE Pennsylvania Electric	PELE - Dist Subs	BEDFORD NORTH SUB	35300 - Station Equipment	Ground	\$40,523.59	\$1,110.12	\$39,413.47
PELE Pennsylvania Electric	PELE - Dist Subs	BEDFORD NORTH SUB	35300 - Station Equipment	Grounding System, Station	\$19,194.50	\$525.82	\$18,668.68
PELE Pennsylvania Electric	PELE - Dist Subs	BEDFORD NORTH SUB	35300 - Station Equipment	Insulator - transmission	\$45,877.31	\$1,256.79	\$44,620.52
PELE Pennsylvania Electric	PELE - Dist Subs	BEDFORD NORTH SUB	35300 - Station Equipment	Line Tuning Assembly	\$10,190.20	\$91.32	\$10,098.88
PELE Pennsylvania Electric	PELE - Dist Subs	BEDFORD NORTH SUB	35300 - Station Equipment	Line Wave Trap	(\$152.43)	(\$15.89)	(\$136.54)
PELE Pennsylvania Electric	PELE - Dist Subs	BEDFORD NORTH SUB	35300 - Station Equipment	Line Wave Trap	\$36,270.16	\$325.03	\$35,945.13
PELE Pennsylvania Electric	PELE - Dist Subs	BEDFORD NORTH SUB	35300 - Station Equipment	Non-Unitized	\$10,329.49	\$282.97	\$10,046.52
PELE Pennsylvania Electric	PELE - Dist Subs	BEDFORD NORTH SUB	35300 - Station Equipment	Relaying Equipment	\$166,863.39	\$4,571.14	\$162,292.25
PELE Pennsylvania Electric	PELE - Dist Subs	BEDFORD NORTH SUB	35300 - Station Equipment	Structure	\$112,941.89	\$1,012.10	\$111,929.79
PELE Pennsylvania Electric	PELE - Dist Subs	BEDFORD NORTH SUB	35300 - Station Equipment	Structure	\$118,291.43	\$3,240.54	\$115,050.89
PELE Pennsylvania Electric	PELE - Dist Subs	BEDFORD NORTH SUB	35300 - Station Equipment	Switch	\$275,794.90	\$2,471.46	\$273,323.44
PELE Pennsylvania Electric	PELE - Dist Subs	BEDFORD NORTH SUB	35300 - Station Equipment	Switching Equipment	(\$6,469.28)	(\$674.30)	(\$5,794.98)
PELE Pennsylvania Electric	PELE - Dist Subs	BEDFORD NORTH SUB	35300 - Station Equipment	VT 115KV	\$195.57	\$20.38	\$175.19
PELE Pennsylvania Electric	PELE - Dist Subs	BEDFORD NORTH SUB	35300 - Station Equipment	Wiring	\$253,100.23	\$6,933.57	\$246,166.66
PELE Pennsylvania Electric	PELE - Dist Subs	BEDFORD NORTH SUB	35300 - Station Equipment	Yard range & protective lighting	\$15,133.33	\$414.57	\$14,718.76
		BEDFORD NORTH SUB Total			\$2,404,181.75	\$46,543.95	\$2,357,637.80
PELE Pennsylvania Electric	PELE - Dist Subs	BELLEVILLE - NEW HOLLAND SUB	35300 - Station Equipment	Non-Unitized	\$772.63	\$66.77	\$705.86
		BELLEVILLE - NEW HOLLAND SUB Total			\$772.63	\$66.77	\$705.86
PELE Pennsylvania Electric	PELE - Dist Subs	BELLEVILLE SUB	35300 - Station Equipment	Arrester, Lightning & Surge Protect	\$5,635.35	\$261.91	\$5,373.44
PELE Pennsylvania Electric	PELE - Dist Subs	BELLEVILLE SUB	35300 - Station Equipment	Battery System	\$94,761.32	\$4,404.17	\$90,357.15
PELE Pennsylvania Electric	PELE - Dist Subs	BELLEVILLE SUB	35300 - Station Equipment	Bus	\$10,845.61	\$504.07	\$10,341.54
PELE Pennsylvania Electric	PELE - Dist Subs	BELLEVILLE SUB	35300 - Station Equipment	Bus-Insulators	\$1,430.93	\$66.50	\$1,364.43
PELE Pennsylvania Electric	PELE - Dist Subs	BELLEVILLE SUB	35300 - Station Equipment	Cabinets/Panels/Consoles	\$125,269.60	\$5,822.08	\$119,447.52
PELE Pennsylvania Electric	PELE - Dist Subs	BELLEVILLE SUB	35300 - Station Equipment	Capacitor Bank	\$243,258.30	\$11,305.79	\$231,952.51
PELE Pennsylvania Electric	PELE - Dist Subs	BELLEVILLE SUB	35300 - Station Equipment	Carrier Equipment System	\$72,901.74	\$3,388.21	\$69,513.53
PELE Pennsylvania Electric	PELE - Dist Subs	BELLEVILLE SUB	35300 - Station Equipment	Circuit Switcher	\$170,520.69	\$7,925.20	\$162,595.49
PELE Pennsylvania Electric	PELE - Dist Subs	BELLEVILLE SUB	35300 - Station Equipment	Conduit/Duct System	\$597.67	\$27.77	\$569.90
PELE Pennsylvania Electric	PELE - Dist Subs	BELLEVILLE SUB	35300 - Station Equipment	Control Wiring	\$14,991.10	\$696.73	\$14,294.37
PELE Pennsylvania Electric	PELE - Dist Subs	BELLEVILLE SUB	35300 - Station Equipment	Foundation - Equipment	\$9,359.96	\$435.01	\$8,924.95
PELE Pennsylvania Electric	PELE - Dist Subs	BELLEVILLE SUB	35300 - Station Equipment	Grounding System, Station	\$8,749.70	\$406.65	\$8,343.05
PELE Pennsylvania Electric	PELE - Dist Subs	BELLEVILLE SUB	35300 - Station Equipment	Relaying Equipment	\$20,828.47	\$968.03	\$19,860.44
PELE Pennsylvania Electric	PELE - Dist Subs	BELLEVILLE SUB	35300 - Station Equipment	Structure	\$63,327.15	\$2,943.22	\$60,383.93
PELE Pennsylvania Electric	PELE - Dist Subs	BELLEVILLE SUB	35300 - Station Equipment	Switch	\$15,129.99	\$703.19	\$14,426.80
PELE Pennsylvania Electric	PELE - Dist Subs	BELLEVILLE SUB	35300 - Station Equipment	Transformer, Current : Each	\$47,662.58	\$2,215.19	\$45,447.39
		BELLEVILLE SUB Total			\$905,270.16	\$42,073.73	\$863,196.43
PELE Pennsylvania Electric	PELE SUBTRANS SUBS	BELSANO SWITCHING STATION	35300 - Station Equipment	Arrester, Lightning & Surge Protect	\$874.96	\$765.70	\$109.26
PELE Pennsylvania Electric	PELE SUBTRANS SUBS	BELSANO SWITCHING STATION	35300 - Station Equipment	Battery Charger	\$7,373.64	\$768.55	\$6,605.09
PELE Pennsylvania Electric	PELE SUBTRANS SUBS	BELSANO SWITCHING STATION	35300 - Station Equipment	Battery System	\$3,732.31	\$1,646.67	\$2,085.64
PELE Pennsylvania Electric	PELE SUBTRANS SUBS	BELSANO SWITCHING STATION	35300 - Station Equipment	Carrier Equipment System	\$1,074.66	\$940.46	\$134.20

Company	Major Location	Asset Location	Utility Account	Asset Retirement Unit	Book Cost	Allocated Reserve	Net Book Value
PELE Pennsylvania Electric	PELE SUBTRANS SUBS	BELSANO SWITCHING STATION	35300 - Station Equipment	Conduit/Duct System	\$176.89	\$154.80	\$22.09
PELE Pennsylvania Electric	PELE SUBTRANS SUBS	BELSANO SWITCHING STATION	35300 - Station Equipment	Controls and Instrumentation	\$1,528.40	\$1,337.53	\$190.87
PELE Pennsylvania Electric	PELE SUBTRANS SUBS	BELSANO SWITCHING STATION	35300 - Station Equipment	Switch	\$2,776.64	\$2,429.90	\$346.74
PELE Pennsylvania Electric	PELE SUBTRANS SUBS	BELSANO SWITCHING STATION	35300 - Station Equipment	Switch	\$4,024.35	\$3,707.84	\$316.51
PELE Pennsylvania Electric	PELE SUBTRANS SUBS	BELSANO SWITCHING STATION	35300 - Station Equipment	Wiring	\$325.34	\$299.76	\$25.58
PELE Pennsylvania Electric	PELE SUBTRANS SUBS	BELSANO SWITCHING STATION	35300 - Station Equipment	Wiring	\$528.64	\$462.62	\$66.02
PELE Pennsylvania Electric	PELE SUBTRANS SUBS	BELSANO SWITCHING STATION	35300 - Station Equipment	Wiring	\$3,964.74	\$2,445.39	\$1,519.35
PELE Pennsylvania Electric	PELE SUBTRANS SUBS	BELSANO SWITCHING STATION	35300 - Station Equipment	Wood Pole	\$441.93	\$386.74	\$55.19
PELE Pennsylvania Electric	PELE SUBTRANS SUBS	BELSANO SWITCHING STATION	35300 - Station Equipment	Wood Pole	\$1,111.13	\$1,023.74	\$87.39
		BELSANO SWITCHING STATION Total			\$27,933.63	\$16,369.70	\$11,563.93
PELE Pennsylvania Electric	PELE SUBTRANS SUBS	BETH 33 CAMBRIA SLOPE SWITCHING STATION	35300 - Station Equipment	Arrester, Lightning & Surge Protect	\$1,109.59	\$979.21	\$130.38
PELE Pennsylvania Electric	PELE SUBTRANS SUBS	BETH 33 CAMBRIA SLOPE SWITCHING STATION	35300 - Station Equipment	Arrester, Lightning & Surge Protect	\$1,205.27	\$863.17	\$342.10
PELE Pennsylvania Electric	PELE SUBTRANS SUBS	BETH 33 CAMBRIA SLOPE SWITCHING STATION	35300 - Station Equipment	Arrester, Lightning & Surge Protect	\$5,184.26	\$4,610.80	\$573.46
PELE Pennsylvania Electric	PELE SUBTRANS SUBS	BETH 33 CAMBRIA SLOPE SWITCHING STATION	35300 - Station Equipment	Battery System	\$229.06	\$115.09	\$113.97
PELE Pennsylvania Electric	PELE SUBTRANS SUBS	BETH 33 CAMBRIA SLOPE SWITCHING STATION	35300 - Station Equipment	Battery System	\$1,224.48	\$733.04	\$491.44
PELE Pennsylvania Electric	PELE SUBTRANS SUBS	BETH 33 CAMBRIA SLOPE SWITCHING STATION	35300 - Station Equipment	Battery System	\$15,189.31	\$986.33	\$14,202.98
PELE Pennsylvania Electric	PELE SUBTRANS SUBS	BETH 33 CAMBRIA SLOPE SWITCHING STATION	35300 - Station Equipment	Circuit Breaker	\$21,253.60	\$18,756.20	\$2,497.40
PELE Pennsylvania Electric	PELE SUBTRANS SUBS	BETH 33 CAMBRIA SLOPE SWITCHING STATION	35300 - Station Equipment	Circuit Breaker	\$21,591.98	\$19,203.56	\$2,388.42
PELE Pennsylvania Electric	PELE SUBTRANS SUBS	BETH 33 CAMBRIA SLOPE SWITCHING STATION	35300 - Station Equipment	Conduit/Duct System	\$279.67	\$246.80	\$32.87
PELE Pennsylvania Electric	PELE SUBTRANS SUBS	BETH 33 CAMBRIA SLOPE SWITCHING STATION	35300 - Station Equipment	Conduit/Duct System	\$7,964.99	\$7,083.94	\$881.05
PELE Pennsylvania Electric	PELE SUBTRANS SUBS	BETH 33 CAMBRIA SLOPE SWITCHING STATION	35300 - Station Equipment	Controls and Instrumentation	\$37.44	\$29.39	\$8.05
PELE Pennsylvania Electric	PELE SUBTRANS SUBS	BETH 33 CAMBRIA SLOPE SWITCHING STATION	35300 - Station Equipment	Controls and Instrumentation	\$3,546.06	\$3,129.38	\$416.68
PELE Pennsylvania Electric	PELE SUBTRANS SUBS	BETH 33 CAMBRIA SLOPE SWITCHING STATION	35300 - Station Equipment	Controls and Instrumentation	\$16,541.02	\$14,711.32	\$1,829.70
PELE Pennsylvania Electric	PELE SUBTRANS SUBS	BETH 33 CAMBRIA SLOPE SWITCHING STATION	35300 - Station Equipment	Foundation - Equipment	\$278.34	\$245.64	\$32.70
PELE Pennsylvania Electric	PELE SUBTRANS SUBS	BETH 33 CAMBRIA SLOPE SWITCHING STATION	35300 - Station Equipment	Foundation - Equipment	\$489.57	\$435.42	\$54.15
PELE Pennsylvania Electric	PELE SUBTRANS SUBS	BETH 33 CAMBRIA SLOPE SWITCHING STATION	35300 - Station Equipment	Fuse Equipment	\$7,111.95	\$4,635.40	\$2,476.55
PELE Pennsylvania Electric	PELE SUBTRANS SUBS	BETH 33 CAMBRIA SLOPE SWITCHING STATION	35300 - Station Equipment	Grounding System, Station	\$247.98	\$218.84	\$29.14
PELE Pennsylvania Electric	PELE SUBTRANS SUBS	BETH 33 CAMBRIA SLOPE SWITCHING STATION	35300 - Station Equipment	Grounding System, Station	\$1,453.90	\$1,293.07	\$160.83
PELE Pennsylvania Electric	PELE SUBTRANS SUBS	BETH 33 CAMBRIA SLOPE SWITCHING STATION	35300 - Station Equipment	Minor Station Equipment	\$88.54	\$78.74	\$9.80
PELE Pennsylvania Electric	PELE SUBTRANS SUBS	BETH 33 CAMBRIA SLOPE SWITCHING STATION	35300 - Station Equipment	Minor Station Equipment	\$220.24	\$187.19	\$33.05
PELE Pennsylvania Electric	PELE SUBTRANS SUBS	BETH 33 CAMBRIA SLOPE SWITCHING STATION	35300 - Station Equipment	Misc Tools & Equipment	\$113.25	\$11.79	\$1.46
PELE Pennsylvania Electric	PELE SUBTRANS SUBS	BETH 33 CAMBRIA SLOPE SWITCHING STATION	35300 - Station Equipment	Non-Unitized	(\$3,257.78)	(\$215.55)	(\$3,042.23)
PELE Pennsylvania Electric	PELE SUBTRANS SUBS	BETH 33 CAMBRIA SLOPE SWITCHING STATION	35300 - Station Equipment	Office Furniture	\$61.32	\$54.53	\$6.79
PELE Pennsylvania Electric	PELE SUBTRANS SUBS	BETH 33 CAMBRIA SLOPE SWITCHING STATION	35300 - Station Equipment	Structure	\$191.37	\$168.89	\$22.48
PELE Pennsylvania Electric	PELE SUBTRANS SUBS	BETH 33 CAMBRIA SLOPE SWITCHING STATION	35300 - Station Equipment	Structure	\$13,251.68	\$11,785.83	\$1,465.85
PELE Pennsylvania Electric	PELE SUBTRANS SUBS	BETH 33 CAMBRIA SLOPE SWITCHING STATION	35300 - Station Equipment	Switch	\$63.84	\$55.86	\$7.98
PELE Pennsylvania Electric	PELE SUBTRANS SUBS	BETH 33 CAMBRIA SLOPE SWITCHING STATION	35300 - Station Equipment	Switch	\$653.77	\$576.95	\$76.82
PELE Pennsylvania Electric	PELE SUBTRANS SUBS	BETH 33 CAMBRIA SLOPE SWITCHING STATION	35300 - Station Equipment	Switch	\$1,133.21	\$811.57	\$321.64
PELE Pennsylvania Electric	PELE SUBTRANS SUBS	BETH 33 CAMBRIA SLOPE SWITCHING STATION	35300 - Station Equipment	Switch	\$10,951.08	\$9,739.72	\$1,211.36
PELE Pennsylvania Electric	PELE SUBTRANS SUBS	BETH 33 CAMBRIA SLOPE SWITCHING STATION	35300 - Station Equipment	Transformer, Instrument	\$373.95	\$358.28	\$15.67
PELE Pennsylvania Electric	PELE SUBTRANS SUBS	BETH 33 CAMBRIA SLOPE SWITCHING STATION	35300 - Station Equipment	Transformer, Instrument	\$1,844.33	\$1,599.49	\$244.84
PELE Pennsylvania Electric	PELE SUBTRANS SUBS	BETH 33 CAMBRIA SLOPE SWITCHING STATION	35300 - Station Equipment	Transformer, Instrument	\$3,573.60	\$3,153.68	\$419.92
PELE Pennsylvania Electric	PELE SUBTRANS SUBS	BETH 33 CAMBRIA SLOPE SWITCHING STATION	35300 - Station Equipment	Transformer, Instrument	\$6,149.59	\$5,469.35	\$680.24
PELE Pennsylvania Electric	PELE SUBTRANS SUBS	BETH 33 CAMBRIA SLOPE SWITCHING STATION	35300 - Station Equipment	Transformer, Power	\$2,332.05	\$2,074.09	\$257.96
PELE Pennsylvania Electric	PELE SUBTRANS SUBS	BETH 33 CAMBRIA SLOPE SWITCHING STATION	35300 - Station Equipment	Wiring	\$459.93	\$329.39	\$130.54
PELE Pennsylvania Electric	PELE SUBTRANS SUBS	BETH 33 CAMBRIA SLOPE SWITCHING STATION	35300 - Station Equipment	Wiring	\$531.33	\$468.89	\$62.44
PELE Pennsylvania Electric	PELE SUBTRANS SUBS	BETH 33 CAMBRIA SLOPE SWITCHING STATION	35300 - Station Equipment	Wiring	\$5,121.87	\$4,555.31	\$566.56
		BETH 33 CAMBRIA SLOPE SWITCHING STATION Total			\$148,695.64	\$119,540.62	\$29,155.02
PELE Pennsylvania Electric	PELE - Dist Subs	BIRMINGHAM SUB	35300 - Station Equipment	Non-Unitized	\$269.40	\$17.83	\$251.57
		BIRMINGHAM SUB Total			\$269.40	\$17.83	\$251.57
PELE Pennsylvania Electric	PELE - Trans Subs	BON AIR SWITCHING STATION	35300 - Station Equipment	Arrester, Lightning & Surge Protect	\$8,958.12	\$6,374.83	\$2,583.29
PELE Pennsylvania Electric	PELE - Trans Subs	BON AIR SWITCHING STATION	35300 - Station Equipment	Battery Cell Assembly	\$13,125.67	\$610.04	\$12,515.63
PELE Pennsylvania Electric	PELE - Trans Subs	BON AIR SWITCHING STATION	35300 - Station Equipment	Battery System	\$1,252.91	\$1,073.60	\$179.31
PELE Pennsylvania Electric	PELE - Trans Subs	BON AIR SWITCHING STATION	35300 - Station Equipment	Bus	\$3,282.47	\$638.85	\$2,643.62

Company	Major Location	Asset Location	Utility Account	Asset Retirement Unit	Book Cost	Allocated Reserve	Net Book Value
PELE Pennsylvania Electric	PELE - Trans Subs	BON AIR SWITCHING STATION	35300 - Station Equipment	Bus	\$3,857.93	\$1,196.06	\$2,661.87
PELE Pennsylvania Electric	PELE - Trans Subs	BON AIR SWITCHING STATION	35300 - Station Equipment	Bushings	\$56,921.97	\$11,078.49	\$45,843.48
PELE Pennsylvania Electric	PELE - Trans Subs	BON AIR SWITCHING STATION	35300 - Station Equipment	Carrier Equipment System	\$14,491.80	\$12,417.78	\$2,074.02
PELE Pennsylvania Electric	PELE - Trans Subs	BON AIR SWITCHING STATION	35300 - Station Equipment	Circuit Breaker	\$30,873.40	\$26,454.89	\$4,418.51
PELE Pennsylvania Electric	PELE - Trans Subs	BON AIR SWITCHING STATION	35300 - Station Equipment	Conduit/Duct System	\$4,200.31	\$817.49	\$3,382.82
PELE Pennsylvania Electric	PELE - Trans Subs	BON AIR SWITCHING STATION	35300 - Station Equipment	Conduit/Duct System	\$8,686.17	\$7,443.03	\$1,243.14
PELE Pennsylvania Electric	PELE - Trans Subs	BON AIR SWITCHING STATION	35300 - Station Equipment	Control Wiring	\$5,071.49	\$987.05	\$4,084.44
PELE Pennsylvania Electric	PELE - Trans Subs	BON AIR SWITCHING STATION	35300 - Station Equipment	Controls and Instrumentation	\$74.13	\$64.86	\$9.27
PELE Pennsylvania Electric	PELE - Trans Subs	BON AIR SWITCHING STATION	35300 - Station Equipment	Controls and Instrumentation	\$331.51	\$295.31	\$36.20
PELE Pennsylvania Electric	PELE - Trans Subs	BON AIR SWITCHING STATION	35300 - Station Equipment	Controls and Instrumentation	\$2,035.63	\$1,545.05	\$490.58
PELE Pennsylvania Electric	PELE - Trans Subs	BON AIR SWITCHING STATION	35300 - Station Equipment	Controls and Instrumentation	\$3,533.42	\$2,192.46	\$1,340.96
PELE Pennsylvania Electric	PELE - Trans Subs	BON AIR SWITCHING STATION	35300 - Station Equipment	Controls and Instrumentation	\$7,518.46	\$6,885.77	\$632.69
PELE Pennsylvania Electric	PELE - Trans Subs	BON AIR SWITCHING STATION	35300 - Station Equipment	Controls and Instrumentation	\$20,613.88	\$17,663.69	\$2,950.19
PELE Pennsylvania Electric	PELE - Trans Subs	BON AIR SWITCHING STATION	35300 - Station Equipment	Foundation - Equipment	\$2,659.91	\$2,279.24	\$380.67
PELE Pennsylvania Electric	PELE - Trans Subs	BON AIR SWITCHING STATION	35300 - Station Equipment	Grounding System, Station	\$6,093.97	\$6,935.59	\$1,158.38
PELE Pennsylvania Electric	PELE - Trans Subs	BON AIR SWITCHING STATION	35300 - Station Equipment	Grounding System, Station	\$55,298.90	\$3,658.92	\$51,639.98
PELE Pennsylvania Electric	PELE - Trans Subs	BON AIR SWITCHING STATION	35300 - Station Equipment	Load Interrupter	\$100,375.97	\$8,674.69	\$91,701.28
PELE Pennsylvania Electric	PELE - Trans Subs	BON AIR SWITCHING STATION	35300 - Station Equipment	Minor Station Equipment	\$228.34	\$195.67	\$32.67
PELE Pennsylvania Electric	PELE - Trans Subs	BON AIR SWITCHING STATION	35300 - Station Equipment	Non-Unitized	\$180.30	\$11.93	\$168.37
PELE Pennsylvania Electric	PELE - Trans Subs	BON AIR SWITCHING STATION	35300 - Station Equipment	Office Furniture	\$14.50	\$13.20	\$1.30
PELE Pennsylvania Electric	PELE - Trans Subs	BON AIR SWITCHING STATION	35300 - Station Equipment	Office Furniture	\$85.02	\$72.86	\$12.16
PELE Pennsylvania Electric	PELE - Trans Subs	BON AIR SWITCHING STATION	35300 - Station Equipment	Office Furniture	\$170.39	\$154.09	\$16.30
PELE Pennsylvania Electric	PELE - Trans Subs	BON AIR SWITCHING STATION	35300 - Station Equipment	Structure	\$84,613.20	\$72,503.63	\$12,109.57
PELE Pennsylvania Electric	PELE - Trans Subs	BON AIR SWITCHING STATION	35300 - Station Equipment	Switch	\$37,434.80	\$32,077.25	\$5,357.55
PELE Pennsylvania Electric	PELE - Trans Subs	BON AIR SWITCHING STATION	35300 - Station Equipment	Transformer, Instrument	\$5,466.41	\$4,684.08	\$782.33
PELE Pennsylvania Electric	PELE - Trans Subs	BON AIR SWITCHING STATION	35300 - Station Equipment	Transformer, Potential : Each	\$52,854.73	\$3,497.20	\$49,357.53
PELE Pennsylvania Electric	PELE - Trans Subs	BON AIR SWITCHING STATION	35300 - Station Equipment	Wiring	\$28,574.40	\$24,484.92	\$4,089.48
PELE Pennsylvania Electric	PELE - Trans Subs	BON AIR SWITCHING STATION	35300 - Station Equipment	Wiring	\$35,419.30	\$2,343.56	\$33,075.74
		BON AIR SWITCHING STATION Total			\$596,299.41	\$259,326.07	\$336,973.34
PELE Pennsylvania Electric	PELE - Dist Subs	BUFFALO ROAD SUB	35300 - Station Equipment	Bus	\$15,440.07	\$2,235.32	\$13,204.75
PELE Pennsylvania Electric	PELE - Dist Subs	BUFFALO ROAD SUB	35300 - Station Equipment	Conduit	\$2,412.51	\$349.27	\$2,063.24
PELE Pennsylvania Electric	PELE - Dist Subs	BUFFALO ROAD SUB	35300 - Station Equipment	Foundation	\$10,767.52	\$1,558.86	\$9,208.66
PELE Pennsylvania Electric	PELE - Dist Subs	BUFFALO ROAD SUB	35300 - Station Equipment	Grounding System, Station	\$934.85	\$135.34	\$799.51
PELE Pennsylvania Electric	PELE - Dist Subs	BUFFALO ROAD SUB	35300 - Station Equipment	Line Wave Trap	\$47,879.68	\$6,931.76	\$40,947.92
PELE Pennsylvania Electric	PELE - Dist Subs	BUFFALO ROAD SUB	35300 - Station Equipment	Relays	\$20,110.16	\$2,911.44	\$17,198.72
PELE Pennsylvania Electric	PELE - Dist Subs	BUFFALO ROAD SUB	35300 - Station Equipment	Structural Steel Support	\$15,617.64	\$2,261.04	\$13,356.60
PELE Pennsylvania Electric	PELE - Dist Subs	BUFFALO ROAD SUB	35300 - Station Equipment	Switch	\$1,968.61	\$285.01	\$1,683.60
		BUFFALO ROAD SUB Total			\$115,131.04	\$16,668.03	\$98,463.01
PELE Pennsylvania Electric	PELE - TL 115KV	BUFFALO ROAD-CORRY EAST (WD)	35300 - Station Equipment	Non-Unitized	\$158,319.79	\$1,418.74	\$156,901.05
		BUFFALO ROAD-CORRY EAST (WD) Total			\$158,319.79	\$1,418.74	\$156,901.05
PELE Pennsylvania Electric	PELE SUBTRANS SUBS	C-180 TRANSMISSION SWITCHING STATION	35300 - Station Equipment	Battery System	\$590.73	\$456.29	\$134.44
PELE Pennsylvania Electric	PELE SUBTRANS SUBS	C-180 TRANSMISSION SWITCHING STATION	35300 - Station Equipment	Battery System	\$3,550.85	\$1,854.84	\$1,696.01
PELE Pennsylvania Electric	PELE SUBTRANS SUBS	C-180 TRANSMISSION SWITCHING STATION	35300 - Station Equipment	Carrier Equipment System	\$4,770.91	\$3,745.78	\$1,025.13
PELE Pennsylvania Electric	PELE SUBTRANS SUBS	C-180 TRANSMISSION SWITCHING STATION	35300 - Station Equipment	Conduit/Duct System	\$74.84	\$57.81	\$17.03
PELE Pennsylvania Electric	PELE SUBTRANS SUBS	C-180 TRANSMISSION SWITCHING STATION	35300 - Station Equipment	Controls and Instrumentation	\$1,437.50	\$1,110.34	\$327.16
PELE Pennsylvania Electric	PELE SUBTRANS SUBS	C-180 TRANSMISSION SWITCHING STATION	35300 - Station Equipment	Equipment Enclosure	\$10,468.99	\$3,735.76	\$6,733.23
PELE Pennsylvania Electric	PELE SUBTRANS SUBS	C-180 TRANSMISSION SWITCHING STATION	35300 - Station Equipment	Grounding System, Station	\$2,024.76	\$722.51	\$1,302.25
PELE Pennsylvania Electric	PELE SUBTRANS SUBS	C-180 TRANSMISSION SWITCHING STATION	35300 - Station Equipment	HVAC	\$101.01	\$82.82	\$18.19
PELE Pennsylvania Electric	PELE SUBTRANS SUBS	C-180 TRANSMISSION SWITCHING STATION	35300 - Station Equipment	Minor Station Equipment	\$205.37	\$158.63	\$46.74
PELE Pennsylvania Electric	PELE SUBTRANS SUBS	C-180 TRANSMISSION SWITCHING STATION	35300 - Station Equipment	Structure	\$2,765.27	\$1,551.93	\$1,213.34
PELE Pennsylvania Electric	PELE SUBTRANS SUBS	C-180 TRANSMISSION SWITCHING STATION	35300 - Station Equipment	Switch	\$1,196.95	\$1,028.01	\$168.94
PELE Pennsylvania Electric	PELE SUBTRANS SUBS	C-180 TRANSMISSION SWITCHING STATION	35300 - Station Equipment	Switch	\$1,651.20	\$1,468.55	\$182.65
PELE Pennsylvania Electric	PELE SUBTRANS SUBS	C-180 TRANSMISSION SWITCHING STATION	35300 - Station Equipment	Switchgear	\$405.97	\$313.58	\$92.39
PELE Pennsylvania Electric	PELE SUBTRANS SUBS	C-180 TRANSMISSION SWITCHING STATION	35300 - Station Equipment	Transformer, Instrument	\$1,127.70	\$1,002.96	\$124.74

Company	Major Location	Asset Location	Utility Account	Asset Retirement Unit	Book Cost	Allocated Reserve	Net Book Value
PELE Pennsylvania Electric	PELE SUBTRANS SUBS	C-180 TRANSMISSION SWITCHING STATION	35300 - Station Equipment	Transformer, Instrument	\$1,441.51	\$1,348.00	\$93.51
PELE Pennsylvania Electric	PELE SUBTRANS SUBS	C-180 TRANSMISSION SWITCHING STATION	35300 - Station Equipment	Wiring	\$357.37	\$280.58	\$76.79
		C-180 TRANSMISSION SWITCHING STATION Total			\$32,170.93	\$18,918.39	\$13,252.54
PELE Pennsylvania Electric	PELE - Trans Subs	CAMBRIA SLOPE TRANSMISSION SUB	35300 - Station Equipment	Arrester, Lightning & Surge Protect	\$617.90	\$535.26	\$82.64
PELE Pennsylvania Electric	PELE - Trans Subs	CAMBRIA SLOPE TRANSMISSION SUB	35300 - Station Equipment	Arrester, Lightning & Surge Protect	\$6,767.43	\$3,494.83	\$3,272.60
PELE Pennsylvania Electric	PELE - Trans Subs	CAMBRIA SLOPE TRANSMISSION SUB	35300 - Station Equipment	Arrester, Lightning & Surge Protect	\$16,240.71	\$12,326.76	\$3,913.95
PELE Pennsylvania Electric	PELE - Trans Subs	CAMBRIA SLOPE TRANSMISSION SUB	35300 - Station Equipment	Battery System	\$4,719.79	\$2,012.90	\$2,706.89
PELE Pennsylvania Electric	PELE - Trans Subs	CAMBRIA SLOPE TRANSMISSION SUB	35300 - Station Equipment	Battery System	\$5,359.46	\$4,067.85	\$1,291.61
PELE Pennsylvania Electric	PELE - Trans Subs	CAMBRIA SLOPE TRANSMISSION SUB	35300 - Station Equipment	Bushings	\$15,744.54	\$731.75	\$15,012.79
PELE Pennsylvania Electric	PELE - Trans Subs	CAMBRIA SLOPE TRANSMISSION SUB	35300 - Station Equipment	Cable, Wiring	\$96,654.27	\$6,395.25	\$90,259.02
PELE Pennsylvania Electric	PELE - Trans Subs	CAMBRIA SLOPE TRANSMISSION SUB	35300 - Station Equipment	Carrier Equipment System	\$29,310.89	\$3,142.14	\$26,168.75
PELE Pennsylvania Electric	PELE - Trans Subs	CAMBRIA SLOPE TRANSMISSION SUB	35300 - Station Equipment	Carrier Equipment System	\$29,536.95	\$22,418.67	\$7,118.28
PELE Pennsylvania Electric	PELE - Trans Subs	CAMBRIA SLOPE TRANSMISSION SUB	35300 - Station Equipment	Circuit Breaker	\$76,051.31	\$57,723.25	\$18,328.06
PELE Pennsylvania Electric	PELE - Trans Subs	CAMBRIA SLOPE TRANSMISSION SUB	35300 - Station Equipment	Circuit Breaker	\$307,013.20	\$32,911.95	\$274,101.25
PELE Pennsylvania Electric	PELE - Trans Subs	CAMBRIA SLOPE TRANSMISSION SUB	35300 - Station Equipment	Circuit Switcher	\$74,347.07	\$4,919.27	\$69,427.80
PELE Pennsylvania Electric	PELE - Trans Subs	CAMBRIA SLOPE TRANSMISSION SUB	35300 - Station Equipment	Communication System	\$2,001.47	\$132.43	\$1,869.04
PELE Pennsylvania Electric	PELE - Trans Subs	CAMBRIA SLOPE TRANSMISSION SUB	35300 - Station Equipment	Conduit	\$4,217.64	\$279.06	\$3,938.58
PELE Pennsylvania Electric	PELE - Trans Subs	CAMBRIA SLOPE TRANSMISSION SUB	35300 - Station Equipment	Conduit/Duct System	\$35,273.48	\$26,772.71	\$8,500.77
PELE Pennsylvania Electric	PELE - Trans Subs	CAMBRIA SLOPE TRANSMISSION SUB	35300 - Station Equipment	Controls and Instrumentation	\$50.92	\$37.07	\$13.85
PELE Pennsylvania Electric	PELE - Trans Subs	CAMBRIA SLOPE TRANSMISSION SUB	35300 - Station Equipment	Controls and Instrumentation	\$1,008.45	\$864.12	\$144.33
PELE Pennsylvania Electric	PELE - Trans Subs	CAMBRIA SLOPE TRANSMISSION SUB	35300 - Station Equipment	Controls and Instrumentation	\$1,978.13	\$1,188.09	\$790.04
PELE Pennsylvania Electric	PELE - Trans Subs	CAMBRIA SLOPE TRANSMISSION SUB	35300 - Station Equipment	Controls and Instrumentation	\$10,685.98	\$7,948.76	\$2,737.22
PELE Pennsylvania Electric	PELE - Trans Subs	CAMBRIA SLOPE TRANSMISSION SUB	35300 - Station Equipment	Controls and Instrumentation	\$88,488.02	\$67,162.76	\$21,325.26
PELE Pennsylvania Electric	PELE - Trans Subs	CAMBRIA SLOPE TRANSMISSION SUB	35300 - Station Equipment	Controls and Instrumentation	\$205,846.19	\$22,066.80	\$183,779.39
PELE Pennsylvania Electric	PELE - Trans Subs	CAMBRIA SLOPE TRANSMISSION SUB	35300 - Station Equipment	CT 46KV - 69KV	\$39,833.66	\$2,635.64	\$37,198.02
PELE Pennsylvania Electric	PELE - Trans Subs	CAMBRIA SLOPE TRANSMISSION SUB	35300 - Station Equipment	Equipment Enclosure	\$5,840.63	\$386.45	\$5,454.18
PELE Pennsylvania Electric	PELE - Trans Subs	CAMBRIA SLOPE TRANSMISSION SUB	35300 - Station Equipment	Foundation - Equipment	\$9,774.73	\$7,419.06	\$2,355.67
PELE Pennsylvania Electric	PELE - Trans Subs	CAMBRIA SLOPE TRANSMISSION SUB	35300 - Station Equipment	Grounding System, Station	\$38,660.86	\$29,343.75	\$9,317.11
PELE Pennsylvania Electric	PELE - Trans Subs	CAMBRIA SLOPE TRANSMISSION SUB	35300 - Station Equipment	Insulator - transmission	\$1,008.00	\$66.69	\$941.31
PELE Pennsylvania Electric	PELE - Trans Subs	CAMBRIA SLOPE TRANSMISSION SUB	35300 - Station Equipment	Line Wave Trap	\$52,453.56	\$5,623.04	\$46,830.52
PELE Pennsylvania Electric	PELE - Trans Subs	CAMBRIA SLOPE TRANSMISSION SUB	35300 - Station Equipment	Non-Unitized	(\$4,338.26)	(\$287.05)	(\$4,051.21)
PELE Pennsylvania Electric	PELE - Trans Subs	CAMBRIA SLOPE TRANSMISSION SUB	35300 - Station Equipment	Non-Unitized	(\$0.58)	(\$0.03)	(\$0.55)
PELE Pennsylvania Electric	PELE - Trans Subs	CAMBRIA SLOPE TRANSMISSION SUB	35300 - Station Equipment	Non-Unitized	\$2.71	\$0.03	\$2.68
PELE Pennsylvania Electric	PELE - Trans Subs	CAMBRIA SLOPE TRANSMISSION SUB	35300 - Station Equipment	Non-Unitized	\$17.05	\$1.48	\$15.57
PELE Pennsylvania Electric	PELE - Trans Subs	CAMBRIA SLOPE TRANSMISSION SUB	35300 - Station Equipment	Non-Unitized	\$937.83	\$25.69	\$912.14
PELE Pennsylvania Electric	PELE - Trans Subs	CAMBRIA SLOPE TRANSMISSION SUB	35300 - Station Equipment	Relaying Equipment	\$100,586.24	\$6,655.41	\$93,930.83
PELE Pennsylvania Electric	PELE - Trans Subs	CAMBRIA SLOPE TRANSMISSION SUB	35300 - Station Equipment	Revenue Metering Equipment	\$291.12	\$19.26	\$271.86
PELE Pennsylvania Electric	PELE - Trans Subs	CAMBRIA SLOPE TRANSMISSION SUB	35300 - Station Equipment	RTU - SCADA	\$81,040.14	\$5,362.12	\$75,678.02
PELE Pennsylvania Electric	PELE - Trans Subs	CAMBRIA SLOPE TRANSMISSION SUB	35300 - Station Equipment	Structure	\$15,345.77	\$1,015.37	\$14,330.40
PELE Pennsylvania Electric	PELE - Trans Subs	CAMBRIA SLOPE TRANSMISSION SUB	35300 - Station Equipment	Structure	\$82,406.66	\$62,546.98	\$19,859.68
PELE Pennsylvania Electric	PELE - Trans Subs	CAMBRIA SLOPE TRANSMISSION SUB	35300 - Station Equipment	Switch	\$7,228.26	\$624.68	\$6,603.58
PELE Pennsylvania Electric	PELE - Trans Subs	CAMBRIA SLOPE TRANSMISSION SUB	35300 - Station Equipment	Switch	\$38,097.07	\$28,915.83	\$9,181.24
PELE Pennsylvania Electric	PELE - Trans Subs	CAMBRIA SLOPE TRANSMISSION SUB	35300 - Station Equipment	Switch	\$60,063.38	\$6,438.82	\$53,624.56
PELE Pennsylvania Electric	PELE - Trans Subs	CAMBRIA SLOPE TRANSMISSION SUB	35300 - Station Equipment	Switchgear	\$727.20	\$551.95	\$175.25
PELE Pennsylvania Electric	PELE - Trans Subs	CAMBRIA SLOPE TRANSMISSION SUB	35300 - Station Equipment	Transformer, Instrument	\$15,462.21	\$11,735.88	\$3,726.33
PELE Pennsylvania Electric	PELE - Trans Subs	CAMBRIA SLOPE TRANSMISSION SUB	35300 - Station Equipment	Transformer, Potential : Each	\$32,996.82	\$2,183.27	\$30,813.55
PELE Pennsylvania Electric	PELE - Trans Subs	CAMBRIA SLOPE TRANSMISSION SUB	35300 - Station Equipment	Transformer, Power	\$527.84	\$347.68	\$180.16
PELE Pennsylvania Electric	PELE - Trans Subs	CAMBRIA SLOPE TRANSMISSION SUB	35300 - Station Equipment	Transformer, Power	\$6,906.39	\$5,241.98	\$1,664.41
PELE Pennsylvania Electric	PELE - Trans Subs	CAMBRIA SLOPE TRANSMISSION SUB	35300 - Station Equipment	Transformer, Power	\$209,173.61	\$108,021.20	\$101,152.41
PELE Pennsylvania Electric	PELE - Trans Subs	CAMBRIA SLOPE TRANSMISSION SUB	35300 - Station Equipment	Transformer, Power	\$1,243,818.11	\$82,298.74	\$1,161,519.37
PELE Pennsylvania Electric	PELE - Trans Subs	CAMBRIA SLOPE TRANSMISSION SUB	35300 - Station Equipment	Wiring	\$20,449.92	\$15,521.58	\$4,928.34
PELE Pennsylvania Electric	PELE - Trans Subs	CAMBRIA SLOPE TRANSMISSION SUB	35300 - Station Equipment	Wiring	\$29,876.38	\$1,976.81	\$27,899.57
PELE Pennsylvania Electric	PELE - Trans Subs	CAMBRIA SLOPE TRANSMISSION SUB	35300 - Station Equipment	Wood Pole	\$114,359.32	\$12,259.37	\$102,099.95
		CAMBRIA SLOPE TRANSMISSION SUB Total			\$3,215,460.43	\$674,063.37	\$2,541,397.06

Company	Major Location	Asset Location	Utility Account	Asset Retirement Unit	Book Cost	Allocated Reserve	Net Book Value
PELE Pennsylvania Electric	PELE - Cust Subs	CANYON SUB	35300 - Station Equipment	Air Break	\$188,334.28	\$12,461.37	\$175,872.91
PELE Pennsylvania Electric	PELE - Cust Subs	CANYON SUB	35300 - Station Equipment	Battery System	\$83,352.60	\$5,515.13	\$77,837.47
PELE Pennsylvania Electric	PELE - Cust Subs	CANYON SUB	35300 - Station Equipment	Bus	\$45,557.93	\$3,014.40	\$42,543.53
PELE Pennsylvania Electric	PELE - Cust Subs	CANYON SUB	35300 - Station Equipment	Cable, Wiring	\$139,456.85	\$9,227.33	\$130,229.52
PELE Pennsylvania Electric	PELE - Cust Subs	CANYON SUB	35300 - Station Equipment	Equipment Protective Lighting & Pow	\$1,814.98	\$120.09	\$1,694.89
PELE Pennsylvania Electric	PELE - Cust Subs	CANYON SUB	35300 - Station Equipment	Insulator - transmission	\$87,772.50	\$5,807.57	\$81,964.93
PELE Pennsylvania Electric	PELE - Cust Subs	CANYON SUB	35300 - Station Equipment	Load Interrupter	\$266,366.93	\$17,624.50	\$248,742.43
PELE Pennsylvania Electric	PELE - Cust Subs	CANYON SUB	35300 - Station Equipment	Relaying Equipment	\$22,176.44	\$1,467.34	\$20,709.10
PELE Pennsylvania Electric	PELE - Cust Subs	CANYON SUB	35300 - Station Equipment	Revenue Metering Equipment	\$38,626.65	\$2,555.78	\$36,070.87
PELE Pennsylvania Electric	PELE - Cust Subs	CANYON SUB	35300 - Station Equipment	Structure	\$410,712.08	\$27,175.27	\$383,536.81
		CANYON SUB Total			\$1,284,171.24	\$84,968.76	\$1,199,202.48
PELE Pennsylvania Electric	PELE SUBTRANS SUBS	CENTER UNION SWITCHING STATION	35300 - Station Equipment	Arrester, Lightning & Surge Protect	\$1,446.64	\$1,170.21	\$276.43
PELE Pennsylvania Electric	PELE SUBTRANS SUBS	CENTER UNION SWITCHING STATION	35300 - Station Equipment	Battery System	\$573.36	\$463.80	\$109.56
PELE Pennsylvania Electric	PELE SUBTRANS SUBS	CENTER UNION SWITCHING STATION	35300 - Station Equipment	Battery System	\$932.94	\$523.59	\$409.35
PELE Pennsylvania Electric	PELE SUBTRANS SUBS	CENTER UNION SWITCHING STATION	35300 - Station Equipment	Carrier Equipment System	\$215.88	\$183.48	\$32.40
PELE Pennsylvania Electric	PELE SUBTRANS SUBS	CENTER UNION SWITCHING STATION	35300 - Station Equipment	Conduit/Duct System	\$323.58	\$261.75	\$61.83
PELE Pennsylvania Electric	PELE SUBTRANS SUBS	CENTER UNION SWITCHING STATION	35300 - Station Equipment	Controls and Instrumentation	\$1,833.69	\$1,483.30	\$350.39
PELE Pennsylvania Electric	PELE SUBTRANS SUBS	CENTER UNION SWITCHING STATION	35300 - Station Equipment	Equipment Protective Lighting & Pow	\$65.97	\$53.36	\$12.61
PELE Pennsylvania Electric	PELE SUBTRANS SUBS	CENTER UNION SWITCHING STATION	35300 - Station Equipment	Grounding System, Station	\$390.09	\$315.55	\$74.54
PELE Pennsylvania Electric	PELE SUBTRANS SUBS	CENTER UNION SWITCHING STATION	35300 - Station Equipment	HVAC	\$83.63	\$67.65	\$15.98
PELE Pennsylvania Electric	PELE SUBTRANS SUBS	CENTER UNION SWITCHING STATION	35300 - Station Equipment	Switch	\$1,105.41	\$1,041.75	\$63.66
PELE Pennsylvania Electric	PELE SUBTRANS SUBS	CENTER UNION SWITCHING STATION	35300 - Station Equipment	Switch	\$1,483.49	\$1,200.02	\$283.47
PELE Pennsylvania Electric	PELE SUBTRANS SUBS	CENTER UNION SWITCHING STATION	35300 - Station Equipment	Switchgear	\$452.49	\$366.03	\$86.46
PELE Pennsylvania Electric	PELE SUBTRANS SUBS	CENTER UNION SWITCHING STATION	35300 - Station Equipment	Transformer, Instrument	\$4,443.45	\$3,594.38	\$849.07
PELE Pennsylvania Electric	PELE SUBTRANS SUBS	CENTER UNION SWITCHING STATION	35300 - Station Equipment	Transformer, Power	\$78.27	\$74.17	\$4.10
PELE Pennsylvania Electric	PELE SUBTRANS SUBS	CENTER UNION SWITCHING STATION	35300 - Station Equipment	Transformer, Power	\$168.66	\$136.44	\$32.22
PELE Pennsylvania Electric	PELE SUBTRANS SUBS	CENTER UNION SWITCHING STATION	35300 - Station Equipment	Wiring	\$1,034.81	\$837.08	\$197.73
PELE Pennsylvania Electric	PELE SUBTRANS SUBS	CENTER UNION SWITCHING STATION	35300 - Station Equipment	Wood Pole	\$5,094.35	\$4,120.91	\$973.44
		CENTER UNION SWITCHING STATION Total			\$19,726.71	\$15,893.48	\$3,833.23
PELE Pennsylvania Electric	PELE - Dist Subs	CLARK SUMMIT SUB	35300 - Station Equipment	Non-Unitized	\$21,504.92	\$999.47	\$20,505.45
PELE Pennsylvania Electric	PELE - Dist Subs	CLARK SUMMIT SUB	35300 - Station Equipment	Switch	\$26,703.91	\$8,386.59	\$18,317.32
		CLARK SUMMIT SUB Total			\$48,208.83	\$9,386.06	\$38,822.77
PELE Pennsylvania Electric	PELE - Dist Subs	CLAYSBURG SUB (PELE)	35300 - Station Equipment	Circuit Breaker	\$96,615.90	\$6,392.71	\$90,223.19
PELE Pennsylvania Electric	PELE - Dist Subs	CLAYSBURG SUB (PELE)	35300 - Station Equipment	Conduit	\$1,203.95	\$174.30	\$1,029.65
PELE Pennsylvania Electric	PELE - Dist Subs	CLAYSBURG SUB (PELE)	35300 - Station Equipment	Control Wiring	\$49,101.72	\$7,108.67	\$41,993.05
PELE Pennsylvania Electric	PELE - Dist Subs	CLAYSBURG SUB (PELE)	35300 - Station Equipment	Relays	\$49,938.10	\$7,229.76	\$42,708.34
PELE Pennsylvania Electric	PELE - Dist Subs	CLAYSBURG SUB (PELE)	35300 - Station Equipment	Transformer, Potential : Each	\$7,316.91	\$2,610.96	\$4,705.95
PELE Pennsylvania Electric	PELE - Dist Subs	CLAYSBURG SUB (PELE)	35300 - Station Equipment	Transformer, Power	\$2,015,349.45	\$133,348.06	\$1,882,001.39
		CLAYSBURG SUB (PELE) Total			\$2,219,526.03	\$156,864.47	\$2,062,661.56
PELE Pennsylvania Electric	PELE - Trans Subs	CONEMAUGH SUB	35300 - Station Equipment	Carrier Transmitter/Receiver Assemb	\$8,533.76	\$1,061.29	\$7,472.47
PELE Pennsylvania Electric	PELE - Trans Subs	CONEMAUGH SUB	35300 - Station Equipment	Control Wiring	\$4,655.39	\$578.96	\$4,076.43
PELE Pennsylvania Electric	PELE - Trans Subs	CONEMAUGH SUB	35300 - Station Equipment	Non-Unitized	\$664.21	\$30.87	\$633.34
PELE Pennsylvania Electric	PELE - Trans Subs	CONEMAUGH SUB	35300 - Station Equipment	Non-Unitized	\$9,406.79	\$84.30	\$9,322.49
PELE Pennsylvania Electric	PELE - Trans Subs	CONEMAUGH SUB	35300 - Station Equipment	Non-Unitized	\$81,696.38	\$2,238.03	\$79,458.35
PELE Pennsylvania Electric	PELE - Trans Subs	CONEMAUGH SUB	35300 - Station Equipment	Relays	\$3,670.38	\$456.46	\$3,213.92
PELE Pennsylvania Electric	PELE - Trans Subs	CONEMAUGH SUB	35300 - Station Equipment	Switch	\$413.39	\$51.41	\$361.98
		CONEMAUGH SUB Total			\$109,040.30	\$4,501.33	\$104,538.97
PELE Pennsylvania Electric	PELE - Dist Subs	DUBOIS SUB	35300 - Station Equipment	Cable, Wiring	\$150,787.13	\$13,031.31	\$137,755.82
PELE Pennsylvania Electric	PELE - Dist Subs	DUBOIS SUB	35300 - Station Equipment	CT 2.5KV - 15KV	\$69,177.01	\$5,978.41	\$63,198.60
PELE Pennsylvania Electric	PELE - Dist Subs	DUBOIS SUB	35300 - Station Equipment	Non-Unitized	\$373.85	\$24.74	\$349.11
PELE Pennsylvania Electric	PELE - Dist Subs	DUBOIS SUB	35300 - Station Equipment	Relaying Equipment	\$128,201.67	\$11,079.43	\$117,122.24
		DUBOIS SUB Total			\$348,539.66	\$30,113.89	\$318,425.77
PELE Pennsylvania Electric	PELE - Intercon Subs	Eagle Valley Substation	35300 - Station Equipment	Battery System	\$25,541.37	\$1,689.98	\$23,851.39
PELE Pennsylvania Electric	PELE - Intercon Subs	Eagle Valley Substation	35300 - Station Equipment	Bus	\$3,184,311.98	\$210,693.90	\$2,973,618.08

Company	Major Location	Asset Location	Utility Account	Asset Retirement Unit	Book Cost	Allocated Reserve	Net Book Value
PELE Pennsylvania Electric	PELE - Intercon Subs	Eagle Valley Substation	35300 - Station Equipment	Carrier Equipment System	\$637,495.76	\$42,180.68	\$595,315.08
PELE Pennsylvania Electric	PELE - Intercon Subs	Eagle Valley Substation	35300 - Station Equipment	Circuit Breaker	\$987,910.80	\$65,366.33	\$922,544.47
PELE Pennsylvania Electric	PELE - Intercon Subs	Eagle Valley Substation	35300 - Station Equipment	Non-Unitized	(\$6,351,692.09)	(\$56,918.89)	(\$6,294,773.20)
PELE Pennsylvania Electric	PELE - Intercon Subs	Eagle Valley Substation	35300 - Station Equipment	Non-Unitized	\$25,051.38	\$1,164.30	\$23,887.08
		Eagle Valley Substation Total			(\$1,491,380.80)	\$264,176.30	(\$1,755,557.10)
PELE Pennsylvania Electric	PELE - TL 115KV	EAST TOWANDA to NORTH MESHOPPEN 1	35300 - Station Equipment	Switch	\$648.74	\$42.93	\$605.81
		EAST TOWANDA to NORTH MESHOPPEN 1 Total			\$648.74	\$42.93	\$605.81
PELE Pennsylvania Electric	PELE - Trans Subs	EAST TOWANDA TRANSMISSION SUB	35300 - Station Equipment	Arrester, Lightning & Surge Protect	\$1,143.55	\$1,088.18	\$55.37
PELE Pennsylvania Electric	PELE - Trans Subs	EAST TOWANDA TRANSMISSION SUB	35300 - Station Equipment	Arrester, Lightning & Surge Protect	\$2,919.25	\$438.31	\$2,480.94
PELE Pennsylvania Electric	PELE - Trans Subs	EAST TOWANDA TRANSMISSION SUB	35300 - Station Equipment	Arrester, Lightning & Surge Protect	\$4,003.00	\$1,798.82	\$2,204.18
PELE Pennsylvania Electric	PELE - Trans Subs	EAST TOWANDA TRANSMISSION SUB	35300 - Station Equipment	Arrester, Lightning & Surge Protect	\$6,096.57	\$5,224.05	\$872.52
PELE Pennsylvania Electric	PELE - Trans Subs	EAST TOWANDA TRANSMISSION SUB	35300 - Station Equipment	Arrester, Lightning & Surge Protect	\$8,477.53	\$7,717.53	\$760.00
PELE Pennsylvania Electric	PELE - Trans Subs	EAST TOWANDA TRANSMISSION SUB	35300 - Station Equipment	Arrester, Lightning & Surge Protect	\$8,582.68	\$7,860.44	\$722.24
PELE Pennsylvania Electric	PELE - Trans Subs	EAST TOWANDA TRANSMISSION SUB	35300 - Station Equipment	Arrester, Lightning & Surge Protect	\$8,621.52	\$7,010.41	\$1,611.11
PELE Pennsylvania Electric	PELE - Trans Subs	EAST TOWANDA TRANSMISSION SUB	35300 - Station Equipment	Arrester, Lightning & Surge Protect	\$9,834.08	\$9,141.58	\$692.50
PELE Pennsylvania Electric	PELE - Trans Subs	EAST TOWANDA TRANSMISSION SUB	35300 - Station Equipment	Arrester, Lightning & Surge Protect	\$46,596.86	\$2,165.66	\$44,431.20
PELE Pennsylvania Electric	PELE - Trans Subs	EAST TOWANDA TRANSMISSION SUB	35300 - Station Equipment	Battery System	\$48.13	\$44.74	\$3.39
PELE Pennsylvania Electric	PELE - Trans Subs	EAST TOWANDA TRANSMISSION SUB	35300 - Station Equipment	Battery System	\$105.64	\$93.30	\$12.34
PELE Pennsylvania Electric	PELE - Trans Subs	EAST TOWANDA TRANSMISSION SUB	35300 - Station Equipment	Battery System	\$125.51	\$114.26	\$11.25
PELE Pennsylvania Electric	PELE - Trans Subs	EAST TOWANDA TRANSMISSION SUB	35300 - Station Equipment	Battery System	\$148.57	\$141.37	\$7.20
PELE Pennsylvania Electric	PELE - Trans Subs	EAST TOWANDA TRANSMISSION SUB	35300 - Station Equipment	Battery System	\$413.02	\$319.48	\$93.54
PELE Pennsylvania Electric	PELE - Trans Subs	EAST TOWANDA TRANSMISSION SUB	35300 - Station Equipment	Battery System	\$580.06	\$392.65	\$187.41
PELE Pennsylvania Electric	PELE - Trans Subs	EAST TOWANDA TRANSMISSION SUB	35300 - Station Equipment	Battery System	\$703.53	\$185.30	\$518.23
PELE Pennsylvania Electric	PELE - Trans Subs	EAST TOWANDA TRANSMISSION SUB	35300 - Station Equipment	Battery System	\$2,497.73	\$1,122.40	\$1,375.33
PELE Pennsylvania Electric	PELE - Trans Subs	EAST TOWANDA TRANSMISSION SUB	35300 - Station Equipment	Battery System	\$7,810.12	\$837.25	\$6,972.87
PELE Pennsylvania Electric	PELE - Trans Subs	EAST TOWANDA TRANSMISSION SUB	35300 - Station Equipment	Bus	\$23,458.47	\$4,039.93	\$19,418.54
PELE Pennsylvania Electric	PELE - Trans Subs	EAST TOWANDA TRANSMISSION SUB	35300 - Station Equipment	Bus	\$29,251.49	\$4,391.94	\$24,859.55
PELE Pennsylvania Electric	PELE - Trans Subs	EAST TOWANDA TRANSMISSION SUB	35300 - Station Equipment	Bus	\$76,682.86	\$9,850.46	\$66,832.40
PELE Pennsylvania Electric	PELE - Trans Subs	EAST TOWANDA TRANSMISSION SUB	35300 - Station Equipment	Bus-Insulators	\$2,773.78	\$477.69	\$2,296.09
PELE Pennsylvania Electric	PELE - Trans Subs	EAST TOWANDA TRANSMISSION SUB	35300 - Station Equipment	Bus-Insulators	\$3,403.30	\$437.18	\$2,966.12
PELE Pennsylvania Electric	PELE - Trans Subs	EAST TOWANDA TRANSMISSION SUB	35300 - Station Equipment	Bus-Insulators	\$3,591.17	\$539.19	\$3,051.98
PELE Pennsylvania Electric	PELE - Trans Subs	EAST TOWANDA TRANSMISSION SUB	35300 - Station Equipment	Bus-Insulators	\$32,826.33	\$1,525.65	\$31,300.68
PELE Pennsylvania Electric	PELE - Trans Subs	EAST TOWANDA TRANSMISSION SUB	35300 - Station Equipment	Cabinets/Panels/Consoles	\$130,856.16	\$6,081.73	\$124,774.43
PELE Pennsylvania Electric	PELE - Trans Subs	EAST TOWANDA TRANSMISSION SUB	35300 - Station Equipment	Cable, Wiring	\$12,843.61	\$1,109.97	\$11,733.64
PELE Pennsylvania Electric	PELE - Trans Subs	EAST TOWANDA TRANSMISSION SUB	35300 - Station Equipment	Cable, Wiring	\$25,189.85	\$3,235.82	\$21,954.03
PELE Pennsylvania Electric	PELE - Trans Subs	EAST TOWANDA TRANSMISSION SUB	35300 - Station Equipment	Cable, Wiring	\$44,369.63	\$18,922.81	\$25,446.82
PELE Pennsylvania Electric	PELE - Trans Subs	EAST TOWANDA TRANSMISSION SUB	35300 - Station Equipment	Capacitor Bank	\$46,092.57	\$5,920.91	\$40,171.66
PELE Pennsylvania Electric	PELE - Trans Subs	EAST TOWANDA TRANSMISSION SUB	35300 - Station Equipment	Capacitor Bank	\$84,546.23	\$24,236.61	\$60,309.62
PELE Pennsylvania Electric	PELE - Trans Subs	EAST TOWANDA TRANSMISSION SUB	35300 - Station Equipment	Capacitor Bank	\$537,785.50	\$166,727.70	\$371,057.80
PELE Pennsylvania Electric	PELE - Trans Subs	EAST TOWANDA TRANSMISSION SUB	35300 - Station Equipment	Capacitor Bank	\$548,326.78	\$25,484.28	\$522,842.50
PELE Pennsylvania Electric	PELE - Trans Subs	EAST TOWANDA TRANSMISSION SUB	35300 - Station Equipment	Carrier Equipment System	\$76.92	\$65.91	\$11.01
PELE Pennsylvania Electric	PELE - Trans Subs	EAST TOWANDA TRANSMISSION SUB	35300 - Station Equipment	Carrier Equipment System	\$572.85	\$543.42	\$29.43
PELE Pennsylvania Electric	PELE - Trans Subs	EAST TOWANDA TRANSMISSION SUB	35300 - Station Equipment	Carrier Equipment System	\$1,074.59	\$846.10	\$228.49
PELE Pennsylvania Electric	PELE - Trans Subs	EAST TOWANDA TRANSMISSION SUB	35300 - Station Equipment	Carrier Equipment System	\$1,470.13	\$1,346.41	\$123.72
PELE Pennsylvania Electric	PELE - Trans Subs	EAST TOWANDA TRANSMISSION SUB	35300 - Station Equipment	Carrier Equipment System	\$1,697.14	\$1,583.97	\$113.17
PELE Pennsylvania Electric	PELE - Trans Subs	EAST TOWANDA TRANSMISSION SUB	35300 - Station Equipment	Carrier Equipment System	\$3,851.97	\$837.13	\$3,014.84
PELE Pennsylvania Electric	PELE - Trans Subs	EAST TOWANDA TRANSMISSION SUB	35300 - Station Equipment	Carrier Equipment System	\$3,877.87	\$3,571.02	\$306.85
PELE Pennsylvania Electric	PELE - Trans Subs	EAST TOWANDA TRANSMISSION SUB	35300 - Station Equipment	Carrier Equipment System	\$4,467.12	\$4,066.65	\$400.47
PELE Pennsylvania Electric	PELE - Trans Subs	EAST TOWANDA TRANSMISSION SUB	35300 - Station Equipment	Carrier Equipment System	\$5,007.75	\$3,298.45	\$1,709.30
PELE Pennsylvania Electric	PELE - Trans Subs	EAST TOWANDA TRANSMISSION SUB	35300 - Station Equipment	Carrier Equipment System	\$7,935.03	\$4,097.80	\$3,837.23
PELE Pennsylvania Electric	PELE - Trans Subs	EAST TOWANDA TRANSMISSION SUB	35300 - Station Equipment	Carrier Equipment System	\$8,931.51	\$8,302.56	\$628.95
PELE Pennsylvania Electric	PELE - Trans Subs	EAST TOWANDA TRANSMISSION SUB	35300 - Station Equipment	Carrier Equipment System	\$14,867.87	\$6,681.17	\$8,186.70
PELE Pennsylvania Electric	PELE - Trans Subs	EAST TOWANDA TRANSMISSION SUB	35300 - Station Equipment	Carrier Equipment System	\$50,052.46	\$7,515.09	\$42,537.37
PELE Pennsylvania Electric	PELE - Trans Subs	EAST TOWANDA TRANSMISSION SUB	35300 - Station Equipment	Carrier Equipment System	\$287,328.08	\$36,909.32	\$250,418.76

Company	Major Location	Asset Location	Utility Account	Asset Retirement Unit	Book Cost	Allocated Reserve	Net Book Value
PELE Pennsylvania Electric	PELE - Trans Subs	EAST TOWANDA TRANSMISSION SUB	35300 - Station Equipment	Carrier Transmitter/Receiver Assem	\$37,733.18	\$2,496.67	\$35,236.51
PELE Pennsylvania Electric	PELE - Trans Subs	EAST TOWANDA TRANSMISSION SUB	35300 - Station Equipment	Carrier Transmitter/Receiver Assem	\$55,642.56	\$2,586.07	\$53,056.49
PELE Pennsylvania Electric	PELE - Trans Subs	EAST TOWANDA TRANSMISSION SUB	35300 - Station Equipment	Circuit Breaker	\$495.32	\$360.62	\$134.70
PELE Pennsylvania Electric	PELE - Trans Subs	EAST TOWANDA TRANSMISSION SUB	35300 - Station Equipment	Circuit Breaker	\$534.76	\$310.28	\$224.48
PELE Pennsylvania Electric	PELE - Trans Subs	EAST TOWANDA TRANSMISSION SUB	35300 - Station Equipment	Circuit Breaker	\$2,293.28	\$344.32	\$1,948.96
PELE Pennsylvania Electric	PELE - Trans Subs	EAST TOWANDA TRANSMISSION SUB	35300 - Station Equipment	Circuit Breaker	\$23,869.05	\$19,408.61	\$4,460.44
PELE Pennsylvania Electric	PELE - Trans Subs	EAST TOWANDA TRANSMISSION SUB	35300 - Station Equipment	Circuit Breaker	\$27,415.14	\$25,371.11	\$2,044.03
PELE Pennsylvania Electric	PELE - Trans Subs	EAST TOWANDA TRANSMISSION SUB	35300 - Station Equipment	Circuit Breaker	\$38,949.14	\$16,611.07	\$22,338.07
PELE Pennsylvania Electric	PELE - Trans Subs	EAST TOWANDA TRANSMISSION SUB	35300 - Station Equipment	Circuit Breaker	\$39,256.14	\$35,952.67	\$3,303.47
PELE Pennsylvania Electric	PELE - Trans Subs	EAST TOWANDA TRANSMISSION SUB	35300 - Station Equipment	Circuit Breaker	\$47,506.65	\$44,880.34	\$2,626.31
PELE Pennsylvania Electric	PELE - Trans Subs	EAST TOWANDA TRANSMISSION SUB	35300 - Station Equipment	Circuit Breaker	\$66,313.34	\$39,828.45	\$26,484.89
PELE Pennsylvania Electric	PELE - Trans Subs	EAST TOWANDA TRANSMISSION SUB	35300 - Station Equipment	Circuit Breaker	\$73,993.25	\$67,359.84	\$6,633.41
PELE Pennsylvania Electric	PELE - Trans Subs	EAST TOWANDA TRANSMISSION SUB	35300 - Station Equipment	Circuit Breaker	\$78,942.32	\$44,158.72	\$34,783.60
PELE Pennsylvania Electric	PELE - Trans Subs	EAST TOWANDA TRANSMISSION SUB	35300 - Station Equipment	Circuit Breaker	\$79,989.47	\$65,993.31	\$13,996.16
PELE Pennsylvania Electric	PELE - Trans Subs	EAST TOWANDA TRANSMISSION SUB	35300 - Station Equipment	Circuit Breaker	\$184,967.61	\$171,942.35	\$13,025.26
PELE Pennsylvania Electric	PELE - Trans Subs	EAST TOWANDA TRANSMISSION SUB	35300 - Station Equipment	Circuit Breaker	\$258,292.56	\$44,482.20	\$213,810.36
PELE Pennsylvania Electric	PELE - Trans Subs	EAST TOWANDA TRANSMISSION SUB	35300 - Station Equipment	Circuit Breaker	\$862,846.15	\$40,102.03	\$822,744.12
PELE Pennsylvania Electric	PELE - Trans Subs	EAST TOWANDA TRANSMISSION SUB	35300 - Station Equipment	Conduit	\$760.35	\$130.94	\$629.41
PELE Pennsylvania Electric	PELE - Trans Subs	EAST TOWANDA TRANSMISSION SUB	35300 - Station Equipment	Conduit	\$2,784.71	\$129.42	\$2,655.29
PELE Pennsylvania Electric	PELE - Trans Subs	EAST TOWANDA TRANSMISSION SUB	35300 - Station Equipment	Conduit/Duct System	\$11.03	\$10.40	\$0.63
PELE Pennsylvania Electric	PELE - Trans Subs	EAST TOWANDA TRANSMISSION SUB	35300 - Station Equipment	Conduit/Duct System	\$41.77	\$38.46	\$3.31
PELE Pennsylvania Electric	PELE - Trans Subs	EAST TOWANDA TRANSMISSION SUB	35300 - Station Equipment	Conduit/Duct System	\$58.14	\$55.33	\$2.81
PELE Pennsylvania Electric	PELE - Trans Subs	EAST TOWANDA TRANSMISSION SUB	35300 - Station Equipment	Conduit/Duct System	\$231.94	\$219.12	\$12.82
PELE Pennsylvania Electric	PELE - Trans Subs	EAST TOWANDA TRANSMISSION SUB	35300 - Station Equipment	Conduit/Duct System	\$1,082.07	\$879.86	\$202.21
PELE Pennsylvania Electric	PELE - Trans Subs	EAST TOWANDA TRANSMISSION SUB	35300 - Station Equipment	Conduit/Duct System	\$3,634.89	\$168.94	\$3,465.95
PELE Pennsylvania Electric	PELE - Trans Subs	EAST TOWANDA TRANSMISSION SUB	35300 - Station Equipment	Conduit/Duct System	\$4,489.30	\$4,086.84	\$402.46
PELE Pennsylvania Electric	PELE - Trans Subs	EAST TOWANDA TRANSMISSION SUB	35300 - Station Equipment	Conduit/Duct System	\$4,736.45	\$4,337.87	\$398.58
PELE Pennsylvania Electric	PELE - Trans Subs	EAST TOWANDA TRANSMISSION SUB	35300 - Station Equipment	Conduit/Duct System	\$6,506.40	\$5,367.94	\$1,138.46
PELE Pennsylvania Electric	PELE - Trans Subs	EAST TOWANDA TRANSMISSION SUB	35300 - Station Equipment	Conduit/Duct System	\$28,364.53	\$26,367.12	\$1,997.41
PELE Pennsylvania Electric	PELE - Trans Subs	EAST TOWANDA TRANSMISSION SUB	35300 - Station Equipment	Control Wiring	\$15,146.26	\$2,608.43	\$12,537.83
PELE Pennsylvania Electric	PELE - Trans Subs	EAST TOWANDA TRANSMISSION SUB	35300 - Station Equipment	Control Wiring	\$126,271.89	\$3,459.16	\$122,812.73
PELE Pennsylvania Electric	PELE - Trans Subs	EAST TOWANDA TRANSMISSION SUB	35300 - Station Equipment	Control Wiring	\$203,063.62	\$9,437.68	\$193,625.94
PELE Pennsylvania Electric	PELE - Trans Subs	EAST TOWANDA TRANSMISSION SUB	35300 - Station Equipment	Controls and Instrumentation	\$5.50	\$5.22	\$0.28
PELE Pennsylvania Electric	PELE - Trans Subs	EAST TOWANDA TRANSMISSION SUB	35300 - Station Equipment	Controls and Instrumentation	\$88.65	\$83.94	\$4.71
PELE Pennsylvania Electric	PELE - Trans Subs	EAST TOWANDA TRANSMISSION SUB	35300 - Station Equipment	Controls and Instrumentation	\$90.40	\$54.29	\$36.11
PELE Pennsylvania Electric	PELE - Trans Subs	EAST TOWANDA TRANSMISSION SUB	35300 - Station Equipment	Controls and Instrumentation	\$119.52	\$113.99	\$5.53
PELE Pennsylvania Electric	PELE - Trans Subs	EAST TOWANDA TRANSMISSION SUB	35300 - Station Equipment	Controls and Instrumentation	\$331.76	\$293.01	\$38.75
PELE Pennsylvania Electric	PELE - Trans Subs	EAST TOWANDA TRANSMISSION SUB	35300 - Station Equipment	Controls and Instrumentation	\$457.26	\$431.99	\$25.27
PELE Pennsylvania Electric	PELE - Trans Subs	EAST TOWANDA TRANSMISSION SUB	35300 - Station Equipment	Controls and Instrumentation	\$592.50	\$554.98	\$37.52
PELE Pennsylvania Electric	PELE - Trans Subs	EAST TOWANDA TRANSMISSION SUB	35300 - Station Equipment	Controls and Instrumentation	\$747.98	\$633.46	\$114.52
PELE Pennsylvania Electric	PELE - Trans Subs	EAST TOWANDA TRANSMISSION SUB	35300 - Station Equipment	Controls and Instrumentation	\$901.10	\$833.92	\$67.18
PELE Pennsylvania Electric	PELE - Trans Subs	EAST TOWANDA TRANSMISSION SUB	35300 - Station Equipment	Controls and Instrumentation	\$1,402.37	\$1,104.18	\$298.19
PELE Pennsylvania Electric	PELE - Trans Subs	EAST TOWANDA TRANSMISSION SUB	35300 - Station Equipment	Controls and Instrumentation	\$2,092.57	\$1,985.06	\$107.51
PELE Pennsylvania Electric	PELE - Trans Subs	EAST TOWANDA TRANSMISSION SUB	35300 - Station Equipment	Controls and Instrumentation	\$2,298.58	\$1,991.16	\$307.42
PELE Pennsylvania Electric	PELE - Trans Subs	EAST TOWANDA TRANSMISSION SUB	35300 - Station Equipment	Controls and Instrumentation	\$2,524.20	\$2,248.57	\$275.63
PELE Pennsylvania Electric	PELE - Trans Subs	EAST TOWANDA TRANSMISSION SUB	35300 - Station Equipment	Controls and Instrumentation	\$3,260.18	\$3,002.21	\$257.97
PELE Pennsylvania Electric	PELE - Trans Subs	EAST TOWANDA TRANSMISSION SUB	35300 - Station Equipment	Controls and Instrumentation	\$4,971.17	\$4,730.47	\$240.70
PELE Pennsylvania Electric	PELE - Trans Subs	EAST TOWANDA TRANSMISSION SUB	35300 - Station Equipment	Controls and Instrumentation	\$5,827.05	\$4,993.10	\$833.95
PELE Pennsylvania Electric	PELE - Trans Subs	EAST TOWANDA TRANSMISSION SUB	35300 - Station Equipment	Controls and Instrumentation	\$6,868.58	\$4,261.91	\$2,606.67
PELE Pennsylvania Electric	PELE - Trans Subs	EAST TOWANDA TRANSMISSION SUB	35300 - Station Equipment	Controls and Instrumentation	\$11,275.59	\$7,831.72	\$3,443.87
PELE Pennsylvania Electric	PELE - Trans Subs	EAST TOWANDA TRANSMISSION SUB	35300 - Station Equipment	Controls and Instrumentation	\$14,975.76	\$13,977.13	\$998.63
PELE Pennsylvania Electric	PELE - Trans Subs	EAST TOWANDA TRANSMISSION SUB	35300 - Station Equipment	Controls and Instrumentation	\$16,874.51	\$7,582.90	\$9,291.61
PELE Pennsylvania Electric	PELE - Trans Subs	EAST TOWANDA TRANSMISSION SUB	35300 - Station Equipment	Controls and Instrumentation	\$20,638.17	\$9,741.53	\$10,896.64
PELE Pennsylvania Electric	PELE - Trans Subs	EAST TOWANDA TRANSMISSION SUB	35300 - Station Equipment	Controls and Instrumentation	\$23,920.78	\$21,907.81	\$2,012.97

Company	Major Location	Asset Location	Utility Account	Asset Retirement Unit	Book Cost	Allocated Reserve	Net Book Value
PELE Pennsylvania Electric	PELE - Trans Subs	EAST TOWANDA TRANSMISSION SUB	35300 - Station Equipment	Controls and Instrumentation	\$25,713.33	\$21,214.14	\$4,499.19
PELE Pennsylvania Electric	PELE - Trans Subs	EAST TOWANDA TRANSMISSION SUB	35300 - Station Equipment	Controls and Instrumentation	\$28,217.97	\$25,688.27	\$2,529.70
PELE Pennsylvania Electric	PELE - Trans Subs	EAST TOWANDA TRANSMISSION SUB	35300 - Station Equipment	Controls and Instrumentation	\$31,844.12	\$29,601.68	\$2,242.44
PELE Pennsylvania Electric	PELE - Trans Subs	EAST TOWANDA TRANSMISSION SUB	35300 - Station Equipment	Controls and Instrumentation	\$34,549.33	\$30,231.57	\$4,317.76
PELE Pennsylvania Electric	PELE - Trans Subs	EAST TOWANDA TRANSMISSION SUB	35300 - Station Equipment	Controls and Instrumentation	\$37,717.57	\$30,669.24	\$7,048.33
PELE Pennsylvania Electric	PELE - Trans Subs	EAST TOWANDA TRANSMISSION SUB	35300 - Station Equipment	Controls and Instrumentation	\$73,514.30	\$42,655.11	\$30,859.19
PELE Pennsylvania Electric	PELE - Trans Subs	EAST TOWANDA TRANSMISSION SUB	35300 - Station Equipment	Controls and Instrumentation	\$81,328.96	\$55,052.80	\$26,276.16
PELE Pennsylvania Electric	PELE - Trans Subs	EAST TOWANDA TRANSMISSION SUB	35300 - Station Equipment	Controls and Instrumentation	\$123,891.55	\$81,603.50	\$42,288.05
PELE Pennsylvania Electric	PELE - Trans Subs	EAST TOWANDA TRANSMISSION SUB	35300 - Station Equipment	Disconnect Switch	\$1,874.75	\$799.55	\$1,075.20
PELE Pennsylvania Electric	PELE - Trans Subs	EAST TOWANDA TRANSMISSION SUB	35300 - Station Equipment	Foundation	\$30,405.32	\$3,905.78	\$26,499.54
PELE Pennsylvania Electric	PELE - Trans Subs	EAST TOWANDA TRANSMISSION SUB	35300 - Station Equipment	Foundation	\$50,420.66	\$8,683.26	\$41,737.40
PELE Pennsylvania Electric	PELE - Trans Subs	EAST TOWANDA TRANSMISSION SUB	35300 - Station Equipment	Foundation - Equipment	\$18.47	\$17.55	\$0.92
PELE Pennsylvania Electric	PELE - Trans Subs	EAST TOWANDA TRANSMISSION SUB	35300 - Station Equipment	Foundation - Equipment	\$53.07	\$49.12	\$3.95
PELE Pennsylvania Electric	PELE - Trans Subs	EAST TOWANDA TRANSMISSION SUB	35300 - Station Equipment	Foundation - Equipment	\$56.37	\$53.12	\$3.25
PELE Pennsylvania Electric	PELE - Trans Subs	EAST TOWANDA TRANSMISSION SUB	35300 - Station Equipment	Foundation - Equipment	\$262.52	\$249.80	\$12.72
PELE Pennsylvania Electric	PELE - Trans Subs	EAST TOWANDA TRANSMISSION SUB	35300 - Station Equipment	Foundation - Equipment	\$434.16	\$406.66	\$27.50
PELE Pennsylvania Electric	PELE - Trans Subs	EAST TOWANDA TRANSMISSION SUB	35300 - Station Equipment	Foundation - Equipment	\$1,007.24	\$951.56	\$55.68
PELE Pennsylvania Electric	PELE - Trans Subs	EAST TOWANDA TRANSMISSION SUB	35300 - Station Equipment	Foundation - Equipment	\$3,333.28	\$3,034.46	\$298.82
PELE Pennsylvania Electric	PELE - Trans Subs	EAST TOWANDA TRANSMISSION SUB	35300 - Station Equipment	Foundation - Equipment	\$4,801.01	\$4,396.99	\$404.02
PELE Pennsylvania Electric	PELE - Trans Subs	EAST TOWANDA TRANSMISSION SUB	35300 - Station Equipment	Foundation - Equipment	\$5,830.66	\$625.05	\$5,205.61
PELE Pennsylvania Electric	PELE - Trans Subs	EAST TOWANDA TRANSMISSION SUB	35300 - Station Equipment	Foundation - Equipment	\$6,513.38	\$6,054.71	\$458.67
PELE Pennsylvania Electric	PELE - Trans Subs	EAST TOWANDA TRANSMISSION SUB	35300 - Station Equipment	Foundation - Equipment	\$7,603.55	\$1,309.46	\$6,294.09
PELE Pennsylvania Electric	PELE - Trans Subs	EAST TOWANDA TRANSMISSION SUB	35300 - Station Equipment	Foundation - Equipment	\$11,045.96	\$8,981.79	\$2,064.17
PELE Pennsylvania Electric	PELE - Trans Subs	EAST TOWANDA TRANSMISSION SUB	35300 - Station Equipment	Foundation - Equipment	\$14,475.41	\$672.76	\$13,802.65
PELE Pennsylvania Electric	PELE - Trans Subs	EAST TOWANDA TRANSMISSION SUB	35300 - Station Equipment	Foundation - Equipment	\$16,044.01	\$13,236.70	\$2,807.31
PELE Pennsylvania Electric	PELE - Trans Subs	EAST TOWANDA TRANSMISSION SUB	35300 - Station Equipment	Fuse Equipment	\$369.18	\$351.31	\$17.87
PELE Pennsylvania Electric	PELE - Trans Subs	EAST TOWANDA TRANSMISSION SUB	35300 - Station Equipment	Grounding System, Station	\$680.85	\$583.41	\$97.44
PELE Pennsylvania Electric	PELE - Trans Subs	EAST TOWANDA TRANSMISSION SUB	35300 - Station Equipment	Grounding System, Station	\$837.03	\$690.57	\$146.46
PELE Pennsylvania Electric	PELE - Trans Subs	EAST TOWANDA TRANSMISSION SUB	35300 - Station Equipment	Grounding System, Station	\$1,260.81	\$1,199.76	\$61.05
PELE Pennsylvania Electric	PELE - Trans Subs	EAST TOWANDA TRANSMISSION SUB	35300 - Station Equipment	Grounding System, Station	\$1,559.21	\$1,428.00	\$131.21
PELE Pennsylvania Electric	PELE - Trans Subs	EAST TOWANDA TRANSMISSION SUB	35300 - Station Equipment	Grounding System, Station	\$2,127.35	\$1,936.64	\$190.71
PELE Pennsylvania Electric	PELE - Trans Subs	EAST TOWANDA TRANSMISSION SUB	35300 - Station Equipment	Grounding System, Station	\$2,693.66	\$2,190.29	\$503.37
PELE Pennsylvania Electric	PELE - Trans Subs	EAST TOWANDA TRANSMISSION SUB	35300 - Station Equipment	Grounding System, Station	\$2,928.71	\$2,766.80	\$161.91
PELE Pennsylvania Electric	PELE - Trans Subs	EAST TOWANDA TRANSMISSION SUB	35300 - Station Equipment	Grounding System, Station	\$5,234.82	\$4,866.19	\$368.63
PELE Pennsylvania Electric	PELE - Trans Subs	EAST TOWANDA TRANSMISSION SUB	35300 - Station Equipment	Grounding System, Station	\$41,655.31	\$1,935.99	\$39,719.32
PELE Pennsylvania Electric	PELE - Trans Subs	EAST TOWANDA TRANSMISSION SUB	35300 - Station Equipment	HVAC	\$92.97	\$86.43	\$6.54
PELE Pennsylvania Electric	PELE - Trans Subs	EAST TOWANDA TRANSMISSION SUB	35300 - Station Equipment	Line Wave Trap	(\$82.96)	(\$8.89)	(\$74.07)
PELE Pennsylvania Electric	PELE - Trans Subs	EAST TOWANDA TRANSMISSION SUB	35300 - Station Equipment	Minor Station Equipment	\$1.24	\$1.19	\$0.05
PELE Pennsylvania Electric	PELE - Trans Subs	EAST TOWANDA TRANSMISSION SUB	35300 - Station Equipment	Minor Station Equipment	\$4.88	\$4.68	\$0.20
PELE Pennsylvania Electric	PELE - Trans Subs	EAST TOWANDA TRANSMISSION SUB	35300 - Station Equipment	Minor Station Equipment	\$33.91	\$22.34	\$11.57
PELE Pennsylvania Electric	PELE - Trans Subs	EAST TOWANDA TRANSMISSION SUB	35300 - Station Equipment	Minor Station Equipment	\$65.00	\$60.67	\$4.33
PELE Pennsylvania Electric	PELE - Trans Subs	EAST TOWANDA TRANSMISSION SUB	35300 - Station Equipment	Minor Station Equipment	\$105.51	\$100.40	\$5.11
PELE Pennsylvania Electric	PELE - Trans Subs	EAST TOWANDA TRANSMISSION SUB	35300 - Station Equipment	Minor Station Equipment	\$154.17	\$134.90	\$19.27
PELE Pennsylvania Electric	PELE - Trans Subs	EAST TOWANDA TRANSMISSION SUB	35300 - Station Equipment	Minor Station Equipment	\$490.92	\$175.17	\$315.75
PELE Pennsylvania Electric	PELE - Trans Subs	EAST TOWANDA TRANSMISSION SUB	35300 - Station Equipment	Minor Station Equipment	\$608.49	\$377.57	\$230.92
PELE Pennsylvania Electric	PELE - Trans Subs	EAST TOWANDA TRANSMISSION SUB	35300 - Station Equipment	Minor Station Equipment	\$2,409.66	\$1,959.36	\$450.30
PELE Pennsylvania Electric	PELE - Trans Subs	EAST TOWANDA TRANSMISSION SUB	35300 - Station Equipment	Minor Station Equipment	\$3,078.35	\$2,802.38	\$275.97
PELE Pennsylvania Electric	PELE - Trans Subs	EAST TOWANDA TRANSMISSION SUB	35300 - Station Equipment	Minor Station Equipment	\$8,681.82	\$7,162.72	\$1,519.10
PELE Pennsylvania Electric	PELE - Trans Subs	EAST TOWANDA TRANSMISSION SUB	35300 - Station Equipment	Minor Station Equipment	\$20,852.89	\$16,418.94	\$4,433.95
PELE Pennsylvania Electric	PELE - Trans Subs	EAST TOWANDA TRANSMISSION SUB	35300 - Station Equipment	Minor Station Equipment	\$185,545.77	\$79,131.76	\$106,414.01
PELE Pennsylvania Electric	PELE - Trans Subs	EAST TOWANDA TRANSMISSION SUB	35300 - Station Equipment	Non-Unitized	(\$119,367.23)	(\$5,547.76)	(\$113,819.47)
PELE Pennsylvania Electric	PELE - Trans Subs	EAST TOWANDA TRANSMISSION SUB	35300 - Station Equipment	Non-Unitized	(\$11,081.11)	(\$733.20)	(\$10,347.91)
PELE Pennsylvania Electric	PELE - Trans Subs	EAST TOWANDA TRANSMISSION SUB	35300 - Station Equipment	Non-Unitized	\$16,420.17	\$449.82	\$15,970.35
PELE Pennsylvania Electric	PELE - Trans Subs	EAST TOWANDA TRANSMISSION SUB	35300 - Station Equipment	Non-Unitized	\$21,705.44	\$1,875.82	\$19,829.62

Company	Major Location	Asset Location	Utility Account	Asset Retirement Unit	Book Cost	Allocated Reserve	Net Book Value
PELE Pennsylvania Electric	PELE - Trans Subs	EAST TOWANDA TRANSMISSION SUB	35300 - Station Equipment	Non-Unitized	\$211,934.12	\$1,899.19	\$210,034.93
PELE Pennsylvania Electric	PELE - Trans Subs	EAST TOWANDA TRANSMISSION SUB	35300 - Station Equipment	Office Furniture	\$9.48	\$9.07	\$0.41
PELE Pennsylvania Electric	PELE - Trans Subs	EAST TOWANDA TRANSMISSION SUB	35300 - Station Equipment	Office Furniture	\$16.04	\$15.35	\$0.69
PELE Pennsylvania Electric	PELE - Trans Subs	EAST TOWANDA TRANSMISSION SUB	35300 - Station Equipment	Office Furniture	\$22.97	\$22.01	\$0.96
PELE Pennsylvania Electric	PELE - Trans Subs	EAST TOWANDA TRANSMISSION SUB	35300 - Station Equipment	Office Furniture	\$32.72	\$31.36	\$1.36
PELE Pennsylvania Electric	PELE - Trans Subs	EAST TOWANDA TRANSMISSION SUB	35300 - Station Equipment	Office Furniture	\$33.94	\$32.49	\$1.45
PELE Pennsylvania Electric	PELE - Trans Subs	EAST TOWANDA TRANSMISSION SUB	35300 - Station Equipment	Office Furniture	\$34.74	\$33.28	\$1.46
PELE Pennsylvania Electric	PELE - Trans Subs	EAST TOWANDA TRANSMISSION SUB	35300 - Station Equipment	Office Furniture	\$45.58	\$43.68	\$1.90
PELE Pennsylvania Electric	PELE - Trans Subs	EAST TOWANDA TRANSMISSION SUB	35300 - Station Equipment	Office Furniture	\$59.69	\$55.24	\$4.45
PELE Pennsylvania Electric	PELE - Trans Subs	EAST TOWANDA TRANSMISSION SUB	35300 - Station Equipment	Office Furniture	\$71.39	\$68.31	\$3.08
PELE Pennsylvania Electric	PELE - Trans Subs	EAST TOWANDA TRANSMISSION SUB	35300 - Station Equipment	Office Furniture	\$99.45	\$91.58	\$7.87
PELE Pennsylvania Electric	PELE - Trans Subs	EAST TOWANDA TRANSMISSION SUB	35300 - Station Equipment	Office Furniture	\$112.01	\$106.83	\$5.18
PELE Pennsylvania Electric	PELE - Trans Subs	EAST TOWANDA TRANSMISSION SUB	35300 - Station Equipment	Office Furniture	\$265.30	\$246.61	\$18.69
PELE Pennsylvania Electric	PELE - Trans Subs	EAST TOWANDA TRANSMISSION SUB	35300 - Station Equipment	Office Furniture	\$324.06	\$235.94	\$88.12
PELE Pennsylvania Electric	PELE - Trans Subs	EAST TOWANDA TRANSMISSION SUB	35300 - Station Equipment	Office Furniture	\$826.42	\$639.25	\$187.17
PELE Pennsylvania Electric	PELE - Trans Subs	EAST TOWANDA TRANSMISSION SUB	35300 - Station Equipment	Recloser	\$948.30	\$902.38	\$45.92
PELE Pennsylvania Electric	PELE - Trans Subs	EAST TOWANDA TRANSMISSION SUB	35300 - Station Equipment	Relaying Equipment	(\$474,208.78)	(\$22,039.54)	(\$452,169.24)
PELE Pennsylvania Electric	PELE - Trans Subs	EAST TOWANDA TRANSMISSION SUB	35300 - Station Equipment	Relays	(\$18,765.92)	(\$2,011.71)	(\$16,754.21)
PELE Pennsylvania Electric	PELE - Trans Subs	EAST TOWANDA TRANSMISSION SUB	35300 - Station Equipment	Relays	\$12,195.48	\$5,201.14	\$6,994.34
PELE Pennsylvania Electric	PELE - Trans Subs	EAST TOWANDA TRANSMISSION SUB	35300 - Station Equipment	Relays	\$17,116.72	\$1,132.55	\$15,984.17
PELE Pennsylvania Electric	PELE - Trans Subs	EAST TOWANDA TRANSMISSION SUB	35300 - Station Equipment	Relays	\$29,228.92	\$3,754.66	\$25,474.26
PELE Pennsylvania Electric	PELE - Trans Subs	EAST TOWANDA TRANSMISSION SUB	35300 - Station Equipment	Relays	\$135,464.83	\$23,329.25	\$112,135.58
PELE Pennsylvania Electric	PELE - Trans Subs	EAST TOWANDA TRANSMISSION SUB	35300 - Station Equipment	RTU - SCADA	\$81,040.14	\$5,362.12	\$75,678.02
PELE Pennsylvania Electric	PELE - Trans Subs	EAST TOWANDA TRANSMISSION SUB	35300 - Station Equipment	Structural Steel Support	\$8,782.38	\$1,128.16	\$7,654.22
PELE Pennsylvania Electric	PELE - Trans Subs	EAST TOWANDA TRANSMISSION SUB	35300 - Station Equipment	Structure	\$4,228.99	\$3,438.72	\$790.27
PELE Pennsylvania Electric	PELE - Trans Subs	EAST TOWANDA TRANSMISSION SUB	35300 - Station Equipment	Structure	\$7,740.46	\$7,365.68	\$374.78
PELE Pennsylvania Electric	PELE - Trans Subs	EAST TOWANDA TRANSMISSION SUB	35300 - Station Equipment	Structure	\$15,335.29	\$14,044.80	\$1,290.49
PELE Pennsylvania Electric	PELE - Trans Subs	EAST TOWANDA TRANSMISSION SUB	35300 - Station Equipment	Structure	\$28,142.10	\$26,586.32	\$1,555.78
PELE Pennsylvania Electric	PELE - Trans Subs	EAST TOWANDA TRANSMISSION SUB	35300 - Station Equipment	Structure	\$52,475.35	\$47,771.00	\$4,704.35
PELE Pennsylvania Electric	PELE - Trans Subs	EAST TOWANDA TRANSMISSION SUB	35300 - Station Equipment	Structure	\$54,052.99	\$44,595.06	\$9,457.93
PELE Pennsylvania Electric	PELE - Trans Subs	EAST TOWANDA TRANSMISSION SUB	35300 - Station Equipment	Structure	\$72,944.51	\$72,944.68	\$5,525.83
PELE Pennsylvania Electric	PELE - Trans Subs	EAST TOWANDA TRANSMISSION SUB	35300 - Station Equipment	Structure	\$183,785.11	\$8,541.68	\$175,243.43
PELE Pennsylvania Electric	PELE - Trans Subs	EAST TOWANDA TRANSMISSION SUB	35300 - Station Equipment	Structure	\$201,206.77	\$85,810.88	\$115,395.89
PELE Pennsylvania Electric	PELE - Trans Subs	EAST TOWANDA TRANSMISSION SUB	35300 - Station Equipment	Switch	\$725.55	\$694.50	\$31.05
PELE Pennsylvania Electric	PELE - Trans Subs	EAST TOWANDA TRANSMISSION SUB	35300 - Station Equipment	Switch	\$848.17	\$718.31	\$129.86
PELE Pennsylvania Electric	PELE - Trans Subs	EAST TOWANDA TRANSMISSION SUB	35300 - Station Equipment	Switch	\$3,342.30	\$2,138.58	\$1,203.72
PELE Pennsylvania Electric	PELE - Trans Subs	EAST TOWANDA TRANSMISSION SUB	35300 - Station Equipment	Switch	\$3,734.01	\$3,553.22	\$180.79
PELE Pennsylvania Electric	PELE - Trans Subs	EAST TOWANDA TRANSMISSION SUB	35300 - Station Equipment	Switch	\$4,665.54	\$4,188.96	\$476.58
PELE Pennsylvania Electric	PELE - Trans Subs	EAST TOWANDA TRANSMISSION SUB	35300 - Station Equipment	Switch	\$5,558.20	\$3,225.02	\$2,333.18
PELE Pennsylvania Electric	PELE - Trans Subs	EAST TOWANDA TRANSMISSION SUB	35300 - Station Equipment	Switch	\$7,585.14	\$1,138.87	\$6,446.27
PELE Pennsylvania Electric	PELE - Trans Subs	EAST TOWANDA TRANSMISSION SUB	35300 - Station Equipment	Switch	\$9,377.69	\$7,625.27	\$1,752.42
PELE Pennsylvania Electric	PELE - Trans Subs	EAST TOWANDA TRANSMISSION SUB	35300 - Station Equipment	Switch	\$9,751.04	\$8,876.87	\$874.17
PELE Pennsylvania Electric	PELE - Trans Subs	EAST TOWANDA TRANSMISSION SUB	35300 - Station Equipment	Switch	\$10,052.44	\$9,206.51	\$845.93
PELE Pennsylvania Electric	PELE - Trans Subs	EAST TOWANDA TRANSMISSION SUB	35300 - Station Equipment	Switch	\$10,402.72	\$3,468.55	\$6,934.17
PELE Pennsylvania Electric	PELE - Trans Subs	EAST TOWANDA TRANSMISSION SUB	35300 - Station Equipment	Switch	\$15,207.34	\$7,178.09	\$8,029.25
PELE Pennsylvania Electric	PELE - Trans Subs	EAST TOWANDA TRANSMISSION SUB	35300 - Station Equipment	Switch	\$20,227.43	\$19,109.20	\$1,118.23
PELE Pennsylvania Electric	PELE - Trans Subs	EAST TOWANDA TRANSMISSION SUB	35300 - Station Equipment	Switch	\$23,358.44	\$9,961.93	\$13,396.51
PELE Pennsylvania Electric	PELE - Trans Subs	EAST TOWANDA TRANSMISSION SUB	35300 - Station Equipment	Switch	\$30,742.20	\$20,809.85	\$9,932.35
PELE Pennsylvania Electric	PELE - Trans Subs	EAST TOWANDA TRANSMISSION SUB	35300 - Station Equipment	Switch	\$31,416.87	\$16,905.36	\$14,511.51
PELE Pennsylvania Electric	PELE - Trans Subs	EAST TOWANDA TRANSMISSION SUB	35300 - Station Equipment	Switch	\$35,755.86	\$29,499.48	\$6,256.38
PELE Pennsylvania Electric	PELE - Trans Subs	EAST TOWANDA TRANSMISSION SUB	35300 - Station Equipment	Switch	\$84,054.92	\$3,906.57	\$80,148.35
PELE Pennsylvania Electric	PELE - Trans Subs	EAST TOWANDA TRANSMISSION SUB	35300 - Station Equipment	Switch	\$114,016.66	\$105,987.70	\$8,028.96
PELE Pennsylvania Electric	PELE - Trans Subs	EAST TOWANDA TRANSMISSION SUB	35300 - Station Equipment	Switch	\$114,077.36	\$19,645.98	\$94,431.38
PELE Pennsylvania Electric	PELE - Trans Subs	EAST TOWANDA TRANSMISSION SUB	35300 - Station Equipment	Switchgear	\$1,323.27	\$846.70	\$476.57

Company	Major Location	Asset Location	Utility Account	Asset Retirement Unit	Book Cost	Allocated Reserve	Net Book Value
PELE Pennsylvania Electric	PELE - Trans Subs	EAST TOWANDA TRANSMISSION SUB	35300 - Station Equipment	Transformer, Current : Each	(\$1,866.83)	(\$200.12)	(\$1,666.71)
PELE Pennsylvania Electric	PELE - Trans Subs	EAST TOWANDA TRANSMISSION SUB	35300 - Station Equipment	Transformer, Current : Each	\$124,734.02	\$10,779.75	\$113,954.27
PELE Pennsylvania Electric	PELE - Trans Subs	EAST TOWANDA TRANSMISSION SUB	35300 - Station Equipment	Transformer, Instrument	\$3,340.31	\$3,178.58	\$161.73
PELE Pennsylvania Electric	PELE - Trans Subs	EAST TOWANDA TRANSMISSION SUB	35300 - Station Equipment	Transformer, Instrument	\$5,296.90	\$4,634.92	\$661.98
PELE Pennsylvania Electric	PELE - Trans Subs	EAST TOWANDA TRANSMISSION SUB	35300 - Station Equipment	Transformer, Instrument	\$5,428.65	\$4,971.82	\$456.83
PELE Pennsylvania Electric	PELE - Trans Subs	EAST TOWANDA TRANSMISSION SUB	35300 - Station Equipment	Transformer, Instrument	\$5,536.97	\$4,502.27	\$1,034.70
PELE Pennsylvania Electric	PELE - Trans Subs	EAST TOWANDA TRANSMISSION SUB	35300 - Station Equipment	Transformer, Instrument	\$10,066.38	\$9,163.94	\$902.44
PELE Pennsylvania Electric	PELE - Trans Subs	EAST TOWANDA TRANSMISSION SUB	35300 - Station Equipment	Transformer, Instrument	\$18,981.10	\$15,659.88	\$3,321.22
PELE Pennsylvania Electric	PELE - Trans Subs	EAST TOWANDA TRANSMISSION SUB	35300 - Station Equipment	Transformer, Instrument	\$28,226.16	\$26,238.50	\$1,987.66
PELE Pennsylvania Electric	PELE - Trans Subs	EAST TOWANDA TRANSMISSION SUB	35300 - Station Equipment	Transformer, Instrument	\$30,765.48	\$14,521.77	\$16,243.71
PELE Pennsylvania Electric	PELE - Trans Subs	EAST TOWANDA TRANSMISSION SUB	35300 - Station Equipment	Transformer, Power	\$4,856.35	\$4,006.61	\$849.74
PELE Pennsylvania Electric	PELE - Trans Subs	EAST TOWANDA TRANSMISSION SUB	35300 - Station Equipment	Transformer, Power	\$7,216.50	\$6,708.32	\$508.18
PELE Pennsylvania Electric	PELE - Trans Subs	EAST TOWANDA TRANSMISSION SUB	35300 - Station Equipment	Transformer, Power	\$13,059.88	\$11,190.79	\$1,869.09
PELE Pennsylvania Electric	PELE - Trans Subs	EAST TOWANDA TRANSMISSION SUB	35300 - Station Equipment	Transformer, Power	\$86,998.40	\$77,498.62	\$9,499.78
PELE Pennsylvania Electric	PELE - Trans Subs	EAST TOWANDA TRANSMISSION SUB	35300 - Station Equipment	Transformer, Power	\$140,388.30	\$114,153.78	\$26,234.52
PELE Pennsylvania Electric	PELE - Trans Subs	EAST TOWANDA TRANSMISSION SUB	35300 - Station Equipment	Transformer, Power	\$317,125.50	\$47,614.60	\$269,510.90
PELE Pennsylvania Electric	PELE - Trans Subs	EAST TOWANDA TRANSMISSION SUB	35300 - Station Equipment	Transformer, Power	\$770,287.19	\$132,656.05	\$637,631.14
PELE Pennsylvania Electric	PELE - Trans Subs	EAST TOWANDA TRANSMISSION SUB	35300 - Station Equipment	Transformer, Power	\$1,153,202.15	\$411,487.60	\$741,714.55
PELE Pennsylvania Electric	PELE - Trans Subs	EAST TOWANDA TRANSMISSION SUB	35300 - Station Equipment	Transformer, Power	\$1,385,767.53	\$429,624.51	\$956,143.02
PELE Pennsylvania Electric	PELE - Trans Subs	EAST TOWANDA TRANSMISSION SUB	35300 - Station Equipment	Wiring	\$18.80	\$8.44	\$10.36
PELE Pennsylvania Electric	PELE - Trans Subs	EAST TOWANDA TRANSMISSION SUB	35300 - Station Equipment	Wiring	\$24.42	\$23.01	\$1.41
PELE Pennsylvania Electric	PELE - Trans Subs	EAST TOWANDA TRANSMISSION SUB	35300 - Station Equipment	Wiring	\$247.47	\$232.54	\$14.93
PELE Pennsylvania Electric	PELE - Trans Subs	EAST TOWANDA TRANSMISSION SUB	35300 - Station Equipment	Wiring	\$376.68	\$346.87	\$29.81
PELE Pennsylvania Electric	PELE - Trans Subs	EAST TOWANDA TRANSMISSION SUB	35300 - Station Equipment	Wiring	\$543.78	\$503.23	\$40.55
PELE Pennsylvania Electric	PELE - Trans Subs	EAST TOWANDA TRANSMISSION SUB	35300 - Station Equipment	Wiring	\$736.31	\$687.21	\$49.10
PELE Pennsylvania Electric	PELE - Trans Subs	EAST TOWANDA TRANSMISSION SUB	35300 - Station Equipment	Wiring	\$1,741.79	\$822.16	\$919.63
PELE Pennsylvania Electric	PELE - Trans Subs	EAST TOWANDA TRANSMISSION SUB	35300 - Station Equipment	Wiring	\$1,951.10	\$1,843.24	\$107.86
PELE Pennsylvania Electric	PELE - Trans Subs	EAST TOWANDA TRANSMISSION SUB	35300 - Station Equipment	Wiring	\$2,262.88	\$2,015.78	\$247.10
PELE Pennsylvania Electric	PELE - Trans Subs	EAST TOWANDA TRANSMISSION SUB	35300 - Station Equipment	Wiring	\$3,205.24	\$1,792.95	\$1,412.29
PELE Pennsylvania Electric	PELE - Trans Subs	EAST TOWANDA TRANSMISSION SUB	35300 - Station Equipment	Wiring	\$9,711.16	\$8,893.95	\$817.21
PELE Pennsylvania Electric	PELE - Trans Subs	EAST TOWANDA TRANSMISSION SUB	35300 - Station Equipment	Wiring	\$10,563.61	\$8,589.58	\$1,974.03
PELE Pennsylvania Electric	PELE - Trans Subs	EAST TOWANDA TRANSMISSION SUB	35300 - Station Equipment	Wiring	\$12,290.41	\$813.21	\$11,477.20
PELE Pennsylvania Electric	PELE - Trans Subs	EAST TOWANDA TRANSMISSION SUB	35300 - Station Equipment	Wiring	\$16,612.55	\$2,494.28	\$14,118.27
PELE Pennsylvania Electric	PELE - Trans Subs	EAST TOWANDA TRANSMISSION SUB	35300 - Station Equipment	Wiring	\$22,651.79	\$18,688.29	\$3,963.50
PELE Pennsylvania Electric	PELE - Trans Subs	EAST TOWANDA TRANSMISSION SUB	35300 - Station Equipment	Wiring	\$28,281.88	\$25,746.44	\$2,535.44
PELE Pennsylvania Electric	PELE - Trans Subs	EAST TOWANDA TRANSMISSION SUB	35300 - Station Equipment	Wiring	\$58,664.76	\$54,533.63	\$4,131.13
PELE Pennsylvania Electric	PELE - Trans Subs	EAST TOWANDA TRANSMISSION SUB	35300 - Station Equipment	Wood Pole	\$166.03	\$142.26	\$23.77
PELE Pennsylvania Electric	PELE - Trans Subs	EAST TOWANDA TRANSMISSION SUB	35300 - Station Equipment	Wood Pole	\$350.74	\$333.76	\$16.98
PELE Pennsylvania Electric	PELE - Trans Subs	EAST TOWANDA TRANSMISSION SUB	35300 - Station Equipment	Wood Pole	\$578.80	\$530.10	\$48.70
PELE Pennsylvania Electric	PELE - Trans Subs	EAST TOWANDA TRANSMISSION SUB	35300 - Station Equipment	Wood Pole	\$1,686.55	\$1,371.38	\$315.17
PELE Pennsylvania Electric	PELE - Trans Subs	EAST TOWANDA TRANSMISSION SUB	35300 - Station Equipment	Wood Pole	\$1,777.52	\$266.88	\$1,510.64
PELE Pennsylvania Electric	PELE - Trans Subs	EAST TOWANDA TRANSMISSION SUB	35300 - Station Equipment	Wood Pole	\$2,272.95	\$1,875.24	\$397.71
		EAST TOWANDA TRANSMISSION SUB Total			\$10,731,906.45	\$3,729,779.42	\$7,002,127.03
PELE Pennsylvania Electric	PELE - TL 115KV	EAST TOWANDA-EVERTS DR	35300 - Station Equipment	Non-Unitized	\$8,326.68	\$74.62	\$8,252.06
		EAST TOWANDA-EVERTS DR Total			\$8,326.68	\$74.62	\$8,252.06
PELE Pennsylvania Electric	PELE - Dist Subs	ECLIPSE SUB	35300 - Station Equipment	Circuit Breaker	\$72,325.54	\$19,615.02	\$52,710.52
PELE Pennsylvania Electric	PELE - Dist Subs	ECLIPSE SUB	35300 - Station Equipment	Coupling Capacitor	\$3,528.08	\$956.83	\$2,571.25
PELE Pennsylvania Electric	PELE - Dist Subs	ECLIPSE SUB	35300 - Station Equipment	Non-Unitized	\$2,263.29	\$62.00	\$2,201.29
PELE Pennsylvania Electric	PELE - Dist Subs	ECLIPSE SUB	35300 - Station Equipment	Non-Unitized	\$2,789.05	\$24.99	\$2,764.06
		ECLIPSE SUB Total			\$80,905.96	\$20,658.84	\$60,247.12
PELE Pennsylvania Electric	PELE - Dist Subs	EDINBORO SOUTH SUB	35300 - Station Equipment	Carrier Transmitter/Receiver Assem	\$48,390.49	\$3,201.81	\$45,188.68
PELE Pennsylvania Electric	PELE - Dist Subs	EDINBORO SOUTH SUB	35300 - Station Equipment	Non-Unitized	\$121.49	\$13.02	\$108.47
PELE Pennsylvania Electric	PELE - Dist Subs	EDINBORO SOUTH SUB	35300 - Station Equipment	Non-Unitized	\$273.66	\$18.10	\$255.56
PELE Pennsylvania Electric	PELE - Dist Subs	EDINBORO SOUTH SUB	35300 - Station Equipment	Non-Unitized	\$1,032.92	\$89.26	\$943.66

Company	Major Location	Asset Location	Utility Account	Asset Retirement Unit	Book Cost	Allocated Reserve	Net Book Value
PELE Pennsylvania Electric	PELE - Dist Subs	EDINBORO SOUTH SUB	35300 - Station Equipment	Wiring	\$32,099.02	\$2,123.87	\$29,975.15
		EDINBORO SOUTH SUB Total			\$81,917.58	\$5,446.08	\$76,471.50
PELE Pennsylvania Electric	PELE - Dist Subs	ELDORADO SUB	35300 - Station Equipment	Cabinets/Panels/Consoles	\$62,971.28	\$4,166.57	\$58,804.71
PELE Pennsylvania Electric	PELE - Dist Subs	ELDORADO SUB	35300 - Station Equipment	Conduit	\$2,361.42	\$156.25	\$2,205.17
PELE Pennsylvania Electric	PELE - Dist Subs	ELDORADO SUB	35300 - Station Equipment	CT 2.5KV - 15KV	\$29,635.85	\$1,960.90	\$27,674.95
PELE Pennsylvania Electric	PELE - Dist Subs	ELDORADO SUB	35300 - Station Equipment	Equipment Enclosure	\$1,768.44	\$117.01	\$1,651.43
PELE Pennsylvania Electric	PELE - Dist Subs	ELDORADO SUB	35300 - Station Equipment	Transformer, Potential : Each	\$33,650.26	\$2,226.52	\$31,423.74
PELE Pennsylvania Electric	PELE - Dist Subs	ELDORADO SUB	35300 - Station Equipment	Wiring	\$26,733.93	\$1,768.88	\$24,965.05
		ELDORADO SUB Total			\$157,121.18	\$10,396.12	\$146,725.06
PELE Pennsylvania Electric	PELE - Trans Subs	ELKLAND SUB	35300 - Station Equipment	Non-Unitized	\$49,948.23	\$1,368.30	\$48,579.93
		ELKLAND SUB Total			\$49,948.23	\$1,368.30	\$48,579.93
PELE Pennsylvania Electric	PELE SUBTRANS SUBS	ERIE EAST SUB	35300 - Station Equipment	Air Break	\$61,086.11	\$24,391.72	\$36,694.39
PELE Pennsylvania Electric	PELE SUBTRANS SUBS	ERIE EAST SUB	35300 - Station Equipment	Arrester, Lightning & Surge Protect	\$3,627.27	\$306.18	\$3,321.09
PELE Pennsylvania Electric	PELE SUBTRANS SUBS	ERIE EAST SUB	35300 - Station Equipment	Battery Charger	\$2,782.69	\$1,111.13	\$1,671.56
PELE Pennsylvania Electric	PELE SUBTRANS SUBS	ERIE EAST SUB	35300 - Station Equipment	Battery System	\$7,380.07	\$2,946.87	\$4,433.20
PELE Pennsylvania Electric	PELE SUBTRANS SUBS	ERIE EAST SUB	35300 - Station Equipment	Bus	\$12,072.79	\$4,820.67	\$7,252.12
PELE Pennsylvania Electric	PELE SUBTRANS SUBS	ERIE EAST SUB	35300 - Station Equipment	Bus	\$33,479.55	\$6,237.08	\$27,242.47
PELE Pennsylvania Electric	PELE SUBTRANS SUBS	ERIE EAST SUB	35300 - Station Equipment	Circuit Breaker	\$105.56	\$19.67	\$85.89
PELE Pennsylvania Electric	PELE SUBTRANS SUBS	ERIE EAST SUB	35300 - Station Equipment	Circuit Breaker	\$542,403.53	\$216,582.04	\$325,821.49
PELE Pennsylvania Electric	PELE SUBTRANS SUBS	ERIE EAST SUB	35300 - Station Equipment	Circuit Switcher	\$109,230.03	\$43,615.61	\$65,614.42
PELE Pennsylvania Electric	PELE SUBTRANS SUBS	ERIE EAST SUB	35300 - Station Equipment	Conduit	\$2,731.44	\$339.69	\$2,391.75
PELE Pennsylvania Electric	PELE SUBTRANS SUBS	ERIE EAST SUB	35300 - Station Equipment	Control Wiring	\$5,439.88	\$676.53	\$4,763.35
PELE Pennsylvania Electric	PELE SUBTRANS SUBS	ERIE EAST SUB	35300 - Station Equipment	Coupling Capacitor	\$13,128.26	\$2,171.80	\$10,956.46
PELE Pennsylvania Electric	PELE SUBTRANS SUBS	ERIE EAST SUB	35300 - Station Equipment	Disconnect Switch	\$31,133.06	\$12,431.44	\$18,701.62
PELE Pennsylvania Electric	PELE SUBTRANS SUBS	ERIE EAST SUB	35300 - Station Equipment	Foundation - Equipment	\$116,456.51	\$46,501.27	\$69,955.54
PELE Pennsylvania Electric	PELE SUBTRANS SUBS	ERIE EAST SUB	35300 - Station Equipment	Grounding System, Station	\$1,003.53	\$892.52	\$111.01
PELE Pennsylvania Electric	PELE SUBTRANS SUBS	ERIE EAST SUB	35300 - Station Equipment	Grounding System, Station	\$1,706.89	\$212.27	\$1,494.62
PELE Pennsylvania Electric	PELE SUBTRANS SUBS	ERIE EAST SUB	35300 - Station Equipment	Line Wave Trap	\$4,453.38	\$1,778.24	\$2,675.14
PELE Pennsylvania Electric	PELE SUBTRANS SUBS	ERIE EAST SUB	35300 - Station Equipment	Minor Station Equipment	\$576,033.96	\$230,010.69	\$346,023.27
PELE Pennsylvania Electric	PELE SUBTRANS SUBS	ERIE EAST SUB	35300 - Station Equipment	Non-Unitized	(\$4,252.71)	(\$281.38)	(\$3,971.33)
PELE Pennsylvania Electric	PELE SUBTRANS SUBS	ERIE EAST SUB	35300 - Station Equipment	Non-Unitized	(\$0.58)	(\$0.03)	(\$0.55)
PELE Pennsylvania Electric	PELE SUBTRANS SUBS	ERIE EAST SUB	35300 - Station Equipment	Non-Unitized	\$2.71	\$0.03	\$2.68
PELE Pennsylvania Electric	PELE SUBTRANS SUBS	ERIE EAST SUB	35300 - Station Equipment	Non-Unitized	\$48.15	\$4.16	\$43.99
PELE Pennsylvania Electric	PELE SUBTRANS SUBS	ERIE EAST SUB	35300 - Station Equipment	Non-Unitized	\$840.76	\$90.13	\$750.63
PELE Pennsylvania Electric	PELE SUBTRANS SUBS	ERIE EAST SUB	35300 - Station Equipment	Non-Unitized	\$937.83	\$25.69	\$912.14
PELE Pennsylvania Electric	PELE SUBTRANS SUBS	ERIE EAST SUB	35300 - Station Equipment	Relaying Equipment	\$9,765.17	\$1,819.21	\$7,945.96
PELE Pennsylvania Electric	PELE SUBTRANS SUBS	ERIE EAST SUB	35300 - Station Equipment	Relays	\$19,874.75	\$544.46	\$19,330.29
PELE Pennsylvania Electric	PELE SUBTRANS SUBS	ERIE EAST SUB	35300 - Station Equipment	Relays	\$27,315.90	\$3,397.11	\$23,918.79
PELE Pennsylvania Electric	PELE SUBTRANS SUBS	ERIE EAST SUB	35300 - Station Equipment	RTU - SCADA	\$81,040.14	\$5,262.40	\$75,777.74
PELE Pennsylvania Electric	PELE SUBTRANS SUBS	ERIE EAST SUB	35300 - Station Equipment	Structure	\$28,980.43	\$25,774.73	\$3,205.70
PELE Pennsylvania Electric	PELE SUBTRANS SUBS	ERIE EAST SUB	35300 - Station Equipment	Structure	\$71,706.68	\$28,632.52	\$43,074.16
PELE Pennsylvania Electric	PELE SUBTRANS SUBS	ERIE EAST SUB	35300 - Station Equipment	Sump	\$2,970.49	\$309.62	\$2,660.87
PELE Pennsylvania Electric	PELE SUBTRANS SUBS	ERIE EAST SUB	35300 - Station Equipment	Switch	\$3,939.60	\$107.92	\$3,831.68
PELE Pennsylvania Electric	PELE SUBTRANS SUBS	ERIE EAST SUB	35300 - Station Equipment	Switching Equipment	\$81,825.15	\$32,672.83	\$49,152.32
PELE Pennsylvania Electric	PELE SUBTRANS SUBS	ERIE EAST SUB	35300 - Station Equipment	Transformer Cluster Racks	\$5,992.57	\$2,392.83	\$3,599.74
PELE Pennsylvania Electric	PELE SUBTRANS SUBS	ERIE EAST SUB	35300 - Station Equipment	Transformer, Station Service : Each	\$726,974.36	\$290,281.28	\$436,693.08
PELE Pennsylvania Electric	PELE SUBTRANS SUBS	ERIE EAST SUB	35300 - Station Equipment	Wiring	\$9,212.22	\$8,193.20	\$1,019.02
		ERIE EAST SUB Total			\$2,591,428.43	\$994,272.16	\$1,597,156.27
PELE Pennsylvania Electric	PELE - TL 115KV	ERIE SOUTH to BUFFALO ROAD	35300 - Station Equipment	Non-Unitized	\$1,447,893.39	\$12,974.88	\$1,434,918.51
		ERIE SOUTH to BUFFALO ROAD Total			\$1,447,893.39	\$12,974.88	\$1,434,918.51
PELE Pennsylvania Electric	PELE - TL 230KV	ERIE SOUTH to ERIE EAST	35300 - Station Equipment	Non-Unitized	\$191,756.56	\$1,718.38	\$190,038.18
		ERIE SOUTH to ERIE EAST Total			\$191,756.56	\$1,718.38	\$190,038.18
PELE Pennsylvania Electric	PELE - Trans Subs	ERIE SOUTH TRANSMISSION SUB	35300 - Station Equipment	Air Break	\$28,483.89	\$9,497.32	\$18,986.57
PELE Pennsylvania Electric	PELE - Trans Subs	ERIE SOUTH TRANSMISSION SUB	35300 - Station Equipment	Air Break	\$32,053.42	\$11,437.35	\$20,616.07

Company	Major Location	Asset Location	Utility Account	Asset Retirement Unit	Book Cost	Allocated Reserve	Net Book Value
PELE Pennsylvania Electric	PELE - Trans Subs	ERIE SOUTH TRANSMISSION SUB	35300 - Station Equipment	Arrester, Lightning & Surge Protect	\$12.52	\$11.59	\$0.93
PELE Pennsylvania Electric	PELE - Trans Subs	ERIE SOUTH TRANSMISSION SUB	35300 - Station Equipment	Arrester, Lightning & Surge Protect	\$217.30	\$97.65	\$119.65
PELE Pennsylvania Electric	PELE - Trans Subs	ERIE SOUTH TRANSMISSION SUB	35300 - Station Equipment	Arrester, Lightning & Surge Protect	\$1,099.07	\$906.76	\$192.31
PELE Pennsylvania Electric	PELE - Trans Subs	ERIE SOUTH TRANSMISSION SUB	35300 - Station Equipment	Arrester, Lightning & Surge Protect	\$4,768.31	\$2,033.59	\$2,734.72
PELE Pennsylvania Electric	PELE - Trans Subs	ERIE SOUTH TRANSMISSION SUB	35300 - Station Equipment	Arrester, Lightning & Surge Protect	\$7,735.49	\$829.25	\$6,906.24
PELE Pennsylvania Electric	PELE - Trans Subs	ERIE SOUTH TRANSMISSION SUB	35300 - Station Equipment	Arrester, Lightning & Surge Protect	\$10,380.94	\$9,507.36	\$873.58
PELE Pennsylvania Electric	PELE - Trans Subs	ERIE SOUTH TRANSMISSION SUB	35300 - Station Equipment	Arrester, Lightning & Surge Protect	\$11,338.16	\$6,101.04	\$5,237.12
PELE Pennsylvania Electric	PELE - Trans Subs	ERIE SOUTH TRANSMISSION SUB	35300 - Station Equipment	Arrester, Lightning & Surge Protect	\$16,043.96	\$6,472.06	\$9,571.90
PELE Pennsylvania Electric	PELE - Trans Subs	ERIE SOUTH TRANSMISSION SUB	35300 - Station Equipment	Arrester, Lightning & Surge Protect	\$18,705.60	\$6,674.56	\$12,031.04
PELE Pennsylvania Electric	PELE - Trans Subs	ERIE SOUTH TRANSMISSION SUB	35300 - Station Equipment	Arrester, Lightning & Surge Protect	\$22,506.47	\$11,126.71	\$11,379.76
PELE Pennsylvania Electric	PELE - Trans Subs	ERIE SOUTH TRANSMISSION SUB	35300 - Station Equipment	Arrester, Lightning & Surge Protect	\$23,710.57	\$20,747.37	\$2,963.20
PELE Pennsylvania Electric	PELE - Trans Subs	ERIE SOUTH TRANSMISSION SUB	35300 - Station Equipment	Arrester, Lightning & Surge Protect	\$37,105.18	\$31,794.81	\$5,310.37
PELE Pennsylvania Electric	PELE - Trans Subs	ERIE SOUTH TRANSMISSION SUB	35300 - Station Equipment	Arrester, Lightning & Surge Protect	\$42,992.12	\$22,201.94	\$20,790.18
PELE Pennsylvania Electric	PELE - Trans Subs	ERIE SOUTH TRANSMISSION SUB	35300 - Station Equipment	Arrester, Lightning & Surge Protect	\$134,223.61	\$6,238.24	\$127,985.37
PELE Pennsylvania Electric	PELE - Trans Subs	ERIE SOUTH TRANSMISSION SUB	35300 - Station Equipment	Battery System	\$126.83	\$116.16	\$10.67
PELE Pennsylvania Electric	PELE - Trans Subs	ERIE SOUTH TRANSMISSION SUB	35300 - Station Equipment	Battery System	\$194.78	\$170.44	\$24.34
PELE Pennsylvania Electric	PELE - Trans Subs	ERIE SOUTH TRANSMISSION SUB	35300 - Station Equipment	Battery System	\$763.03	\$714.71	\$48.32
PELE Pennsylvania Electric	PELE - Trans Subs	ERIE SOUTH TRANSMISSION SUB	35300 - Station Equipment	Battery System	\$1,575.83	\$1,365.07	\$210.76
PELE Pennsylvania Electric	PELE - Trans Subs	ERIE SOUTH TRANSMISSION SUB	35300 - Station Equipment	Battery System	\$3,930.83	\$2,360.89	\$1,569.94
PELE Pennsylvania Electric	PELE - Trans Subs	ERIE SOUTH TRANSMISSION SUB	35300 - Station Equipment	Battery System	\$4,885.27	\$3,217.78	\$1,667.49
PELE Pennsylvania Electric	PELE - Trans Subs	ERIE SOUTH TRANSMISSION SUB	35300 - Station Equipment	Battery System	\$17,354.18	\$7,401.23	\$9,952.95
PELE Pennsylvania Electric	PELE - Trans Subs	ERIE SOUTH TRANSMISSION SUB	35300 - Station Equipment	Battery System	\$29,303.74	\$1,361.93	\$27,941.81
PELE Pennsylvania Electric	PELE - Trans Subs	ERIE SOUTH TRANSMISSION SUB	35300 - Station Equipment	Bus	\$2,851.45	\$246.43	\$2,605.02
PELE Pennsylvania Electric	PELE - Trans Subs	ERIE SOUTH TRANSMISSION SUB	35300 - Station Equipment	Bus	\$12,700.60	\$5,416.57	\$7,284.03
PELE Pennsylvania Electric	PELE - Trans Subs	ERIE SOUTH TRANSMISSION SUB	35300 - Station Equipment	Bus	\$43,160.68	\$5,544.29	\$37,616.39
PELE Pennsylvania Electric	PELE - Trans Subs	ERIE SOUTH TRANSMISSION SUB	35300 - Station Equipment	Bushings	\$111,909.56	\$3,065.71	\$108,843.85
PELE Pennsylvania Electric	PELE - Trans Subs	ERIE SOUTH TRANSMISSION SUB	35300 - Station Equipment	Bus-Insulators	\$6,434.80	\$826.59	\$5,608.21
PELE Pennsylvania Electric	PELE - Trans Subs	ERIE SOUTH TRANSMISSION SUB	35300 - Station Equipment	Bus-Insulators	\$13,568.54	\$1,172.62	\$12,395.92
PELE Pennsylvania Electric	PELE - Trans Subs	ERIE SOUTH TRANSMISSION SUB	35300 - Station Equipment	Cable, Wiring	\$22,082.48	\$8,907.97	\$13,174.51
PELE Pennsylvania Electric	PELE - Trans Subs	ERIE SOUTH TRANSMISSION SUB	35300 - Station Equipment	Cable, Wiring	\$42,461.04	\$15,151.02	\$27,310.02
PELE Pennsylvania Electric	PELE - Trans Subs	ERIE SOUTH TRANSMISSION SUB	35300 - Station Equipment	Capacitor Bank	\$5,760.64	\$5,172.19	\$588.45
PELE Pennsylvania Electric	PELE - Trans Subs	ERIE SOUTH TRANSMISSION SUB	35300 - Station Equipment	Capacitor Bank	\$319,226.85	\$113,907.09	\$205,319.76
PELE Pennsylvania Electric	PELE - Trans Subs	ERIE SOUTH TRANSMISSION SUB	35300 - Station Equipment	Carrier Equipment System	\$139.20	\$120.58	\$18.62
PELE Pennsylvania Electric	PELE - Trans Subs	ERIE SOUTH TRANSMISSION SUB	35300 - Station Equipment	Carrier Equipment System	\$168.59	\$134.97	\$33.62
PELE Pennsylvania Electric	PELE - Trans Subs	ERIE SOUTH TRANSMISSION SUB	35300 - Station Equipment	Carrier Equipment System	\$605.44	\$547.54	\$57.90
PELE Pennsylvania Electric	PELE - Trans Subs	ERIE SOUTH TRANSMISSION SUB	35300 - Station Equipment	Carrier Equipment System	\$1,466.71	\$1,373.83	\$92.88
PELE Pennsylvania Electric	PELE - Trans Subs	ERIE SOUTH TRANSMISSION SUB	35300 - Station Equipment	Carrier Equipment System	\$5,000.22	\$3,719.41	\$1,280.81
PELE Pennsylvania Electric	PELE - Trans Subs	ERIE SOUTH TRANSMISSION SUB	35300 - Station Equipment	Carrier Equipment System	\$6,547.04	\$3,090.30	\$3,456.74
PELE Pennsylvania Electric	PELE - Trans Subs	ERIE SOUTH TRANSMISSION SUB	35300 - Station Equipment	Carrier Equipment System	\$8,109.15	\$7,426.76	\$682.39
PELE Pennsylvania Electric	PELE - Trans Subs	ERIE SOUTH TRANSMISSION SUB	35300 - Station Equipment	Carrier Equipment System	\$10,104.08	\$7,018.03	\$3,086.05
PELE Pennsylvania Electric	PELE - Trans Subs	ERIE SOUTH TRANSMISSION SUB	35300 - Station Equipment	Carrier Equipment System	\$11,716.58	\$10,519.73	\$1,196.85
PELE Pennsylvania Electric	PELE - Trans Subs	ERIE SOUTH TRANSMISSION SUB	35300 - Station Equipment	Carrier Equipment System	\$12,981.93	\$12,014.02	\$967.91
PELE Pennsylvania Electric	PELE - Trans Subs	ERIE SOUTH TRANSMISSION SUB	35300 - Station Equipment	Carrier Equipment System	\$32,860.55	\$27,829.40	\$5,031.15
PELE Pennsylvania Electric	PELE - Trans Subs	ERIE SOUTH TRANSMISSION SUB	35300 - Station Equipment	Carrier Equipment System	\$107,703.78	\$45,933.63	\$61,770.15
PELE Pennsylvania Electric	PELE - Trans Subs	ERIE SOUTH TRANSMISSION SUB	35300 - Station Equipment	Carrier Transmitter/Receiver Assemb	\$44,198.79	\$2,924.46	\$41,274.33
PELE Pennsylvania Electric	PELE - Trans Subs	ERIE SOUTH TRANSMISSION SUB	35300 - Station Equipment	Circuit Breaker	\$3,274.26	\$3,030.14	\$244.12
PELE Pennsylvania Electric	PELE - Trans Subs	ERIE SOUTH TRANSMISSION SUB	35300 - Station Equipment	Circuit Breaker	\$4,905.85	\$2,946.51	\$1,959.34
PELE Pennsylvania Electric	PELE - Trans Subs	ERIE SOUTH TRANSMISSION SUB	35300 - Station Equipment	Circuit Breaker	\$9,515.11	\$5,322.56	\$4,192.55
PELE Pennsylvania Electric	PELE - Trans Subs	ERIE SOUTH TRANSMISSION SUB	35300 - Station Equipment	Circuit Breaker	\$44,504.84	\$38,942.90	\$5,561.94
PELE Pennsylvania Electric	PELE - Trans Subs	ERIE SOUTH TRANSMISSION SUB	35300 - Station Equipment	Circuit Breaker	\$64,077.37	\$54,906.82	\$9,170.55
PELE Pennsylvania Electric	PELE - Trans Subs	ERIE SOUTH TRANSMISSION SUB	35300 - Station Equipment	Circuit Breaker	\$71,516.04	\$48,410.28	\$23,105.76
PELE Pennsylvania Electric	PELE - Trans Subs	ERIE SOUTH TRANSMISSION SUB	35300 - Station Equipment	Circuit Breaker	\$78,638.15	\$70,605.27	\$8,032.88
PELE Pennsylvania Electric	PELE - Trans Subs	ERIE SOUTH TRANSMISSION SUB	35300 - Station Equipment	Circuit Breaker	\$86,807.06	\$53,863.16	\$32,943.90
PELE Pennsylvania Electric	PELE - Trans Subs	ERIE SOUTH TRANSMISSION SUB	35300 - Station Equipment	Circuit Breaker	\$89,632.03	\$38,226.37	\$51,405.66

Company	Major Location	Asset Location	Utility Account	Asset Retirement Unit	Book Cost	Allocated Reserve	Net Book Value
PELE Pennsylvania Electric	PELE - Trans Subs	ERIE SOUTH TRANSMISSION SUB	35300 - Station Equipment	Circuit Breaker	\$99,156.93	\$6,560.84	\$92,596.09
PELE Pennsylvania Electric	PELE - Trans Subs	ERIE SOUTH TRANSMISSION SUB	35300 - Station Equipment	Circuit Breaker	\$198,817.20	\$47,768.73	\$151,048.47
PELE Pennsylvania Electric	PELE - Trans Subs	ERIE SOUTH TRANSMISSION SUB	35300 - Station Equipment	Circuit Breaker	\$252,164.20	\$135,689.10	\$116,475.10
PELE Pennsylvania Electric	PELE - Trans Subs	ERIE SOUTH TRANSMISSION SUB	35300 - Station Equipment	Circuit Breaker	\$263,962.95	\$241,750.03	\$22,212.92
PELE Pennsylvania Electric	PELE - Trans Subs	ERIE SOUTH TRANSMISSION SUB	35300 - Station Equipment	Circuit Breaker	\$333,509.02	\$64,909.54	\$268,599.48
PELE Pennsylvania Electric	PELE - Trans Subs	ERIE SOUTH TRANSMISSION SUB	35300 - Station Equipment	Circuit Breaker	\$408,979.01	\$35,344.74	\$373,634.27
PELE Pennsylvania Electric	PELE - Trans Subs	ERIE SOUTH TRANSMISSION SUB	35300 - Station Equipment	Circuit Breaker	\$508,893.59	\$181,584.30	\$327,309.29
PELE Pennsylvania Electric	PELE - Trans Subs	ERIE SOUTH TRANSMISSION SUB	35300 - Station Equipment	Circuit Breaker	\$1,260,211.52	\$273,875.58	\$986,335.94
PELE Pennsylvania Electric	PELE - Trans Subs	ERIE SOUTH TRANSMISSION SUB	35300 - Station Equipment	Circuit Switcher	\$192,193.20	\$20,603.20	\$171,590.00
PELE Pennsylvania Electric	PELE - Trans Subs	ERIE SOUTH TRANSMISSION SUB	35300 - Station Equipment	Conduit	\$2,351.36	\$203.21	\$2,148.15
PELE Pennsylvania Electric	PELE - Trans Subs	ERIE SOUTH TRANSMISSION SUB	35300 - Station Equipment	Conduit	\$5,090.18	\$653.87	\$4,436.31
PELE Pennsylvania Electric	PELE - Trans Subs	ERIE SOUTH TRANSMISSION SUB	35300 - Station Equipment	Conduit	\$136,688.14	\$29,705.76	\$106,982.38
PELE Pennsylvania Electric	PELE - Trans Subs	ERIE SOUTH TRANSMISSION SUB	35300 - Station Equipment	Conduit/Duct System	\$144.32	\$97.69	\$46.63
PELE Pennsylvania Electric	PELE - Trans Subs	ERIE SOUTH TRANSMISSION SUB	35300 - Station Equipment	Conduit/Duct System	\$1,353.90	\$1,215.59	\$138.31
PELE Pennsylvania Electric	PELE - Trans Subs	ERIE SOUTH TRANSMISSION SUB	35300 - Station Equipment	Conduit/Duct System	\$1,593.38	\$1,365.34	\$228.04
PELE Pennsylvania Electric	PELE - Trans Subs	ERIE SOUTH TRANSMISSION SUB	35300 - Station Equipment	Conduit/Duct System	\$2,576.20	\$2,413.06	\$163.14
PELE Pennsylvania Electric	PELE - Trans Subs	ERIE SOUTH TRANSMISSION SUB	35300 - Station Equipment	Conduit/Duct System	\$5,752.78	\$3,095.57	\$2,657.21
PELE Pennsylvania Electric	PELE - Trans Subs	ERIE SOUTH TRANSMISSION SUB	35300 - Station Equipment	Conduit/Duct System	\$7,532.80	\$6,971.16	\$561.64
PELE Pennsylvania Electric	PELE - Trans Subs	ERIE SOUTH TRANSMISSION SUB	35300 - Station Equipment	Conduit/Duct System	\$14,450.22	\$13,234.21	\$1,216.01
PELE Pennsylvania Electric	PELE - Trans Subs	ERIE SOUTH TRANSMISSION SUB	35300 - Station Equipment	Conduit/Duct System	\$29,269.71	\$25,611.77	\$3,657.94
PELE Pennsylvania Electric	PELE - Trans Subs	ERIE SOUTH TRANSMISSION SUB	35300 - Station Equipment	Control Wiring	\$3,398.73	\$224.88	\$3,173.85
PELE Pennsylvania Electric	PELE - Trans Subs	ERIE SOUTH TRANSMISSION SUB	35300 - Station Equipment	Control Wiring	\$5,036.38	\$646.96	\$4,389.42
PELE Pennsylvania Electric	PELE - Trans Subs	ERIE SOUTH TRANSMISSION SUB	35300 - Station Equipment	Control Wiring	\$19,043.29	\$1,645.76	\$17,397.53
PELE Pennsylvania Electric	PELE - Trans Subs	ERIE SOUTH TRANSMISSION SUB	35300 - Station Equipment	Controls and Instrumentation	\$49.78	\$47.43	\$2.35
PELE Pennsylvania Electric	PELE - Trans Subs	ERIE SOUTH TRANSMISSION SUB	35300 - Station Equipment	Controls and Instrumentation	\$50.12	\$46.59	\$3.53
PELE Pennsylvania Electric	PELE - Trans Subs	ERIE SOUTH TRANSMISSION SUB	35300 - Station Equipment	Controls and Instrumentation	\$69.36	\$58.00	\$11.36
PELE Pennsylvania Electric	PELE - Trans Subs	ERIE SOUTH TRANSMISSION SUB	35300 - Station Equipment	Controls and Instrumentation	\$165.08	\$147.06	\$18.02
PELE Pennsylvania Electric	PELE - Trans Subs	ERIE SOUTH TRANSMISSION SUB	35300 - Station Equipment	Controls and Instrumentation	\$456.44	\$332.31	\$124.13
PELE Pennsylvania Electric	PELE - Trans Subs	ERIE SOUTH TRANSMISSION SUB	35300 - Station Equipment	Controls and Instrumentation	\$718.64	\$685.42	\$33.22
PELE Pennsylvania Electric	PELE - Trans Subs	ERIE SOUTH TRANSMISSION SUB	35300 - Station Equipment	Controls and Instrumentation	\$888.04	\$752.08	\$135.96
PELE Pennsylvania Electric	PELE - Trans Subs	ERIE SOUTH TRANSMISSION SUB	35300 - Station Equipment	Controls and Instrumentation	\$1,099.32	\$952.30	\$147.02
PELE Pennsylvania Electric	PELE - Trans Subs	ERIE SOUTH TRANSMISSION SUB	35300 - Station Equipment	Controls and Instrumentation	\$1,132.14	\$1,023.86	\$108.28
PELE Pennsylvania Electric	PELE - Trans Subs	ERIE SOUTH TRANSMISSION SUB	35300 - Station Equipment	Controls and Instrumentation	\$1,822.46	\$1,383.26	\$439.20
PELE Pennsylvania Electric	PELE - Trans Subs	ERIE SOUTH TRANSMISSION SUB	35300 - Station Equipment	Controls and Instrumentation	\$2,001.99	\$1,119.87	\$882.12
PELE Pennsylvania Electric	PELE - Trans Subs	ERIE SOUTH TRANSMISSION SUB	35300 - Station Equipment	Controls and Instrumentation	\$3,018.64	\$2,668.08	\$352.56
PELE Pennsylvania Electric	PELE - Trans Subs	ERIE SOUTH TRANSMISSION SUB	35300 - Station Equipment	Controls and Instrumentation	\$3,260.17	\$2,566.95	\$693.22
PELE Pennsylvania Electric	PELE - Trans Subs	ERIE SOUTH TRANSMISSION SUB	35300 - Station Equipment	Controls and Instrumentation	\$3,332.66	\$2,668.05	\$664.61
PELE Pennsylvania Electric	PELE - Trans Subs	ERIE SOUTH TRANSMISSION SUB	35300 - Station Equipment	Controls and Instrumentation	\$8,444.06	\$4,899.49	\$3,544.57
PELE Pennsylvania Electric	PELE - Trans Subs	ERIE SOUTH TRANSMISSION SUB	35300 - Station Equipment	Controls and Instrumentation	\$8,529.62	\$7,037.15	\$1,492.47
PELE Pennsylvania Electric	PELE - Trans Subs	ERIE SOUTH TRANSMISSION SUB	35300 - Station Equipment	Controls and Instrumentation	\$9,781.79	\$4,835.91	\$4,945.88
PELE Pennsylvania Electric	PELE - Trans Subs	ERIE SOUTH TRANSMISSION SUB	35300 - Station Equipment	Controls and Instrumentation	\$12,167.76	\$11,397.24	\$770.52
PELE Pennsylvania Electric	PELE - Trans Subs	ERIE SOUTH TRANSMISSION SUB	35300 - Station Equipment	Controls and Instrumentation	\$13,859.13	\$12,825.81	\$1,033.32
PELE Pennsylvania Electric	PELE - Trans Subs	ERIE SOUTH TRANSMISSION SUB	35300 - Station Equipment	Controls and Instrumentation	\$15,318.24	\$12,455.70	\$2,862.54
PELE Pennsylvania Electric	PELE - Trans Subs	ERIE SOUTH TRANSMISSION SUB	35300 - Station Equipment	Controls and Instrumentation	\$15,931.04	\$13,651.04	\$2,280.00
PELE Pennsylvania Electric	PELE - Trans Subs	ERIE SOUTH TRANSMISSION SUB	35300 - Station Equipment	Controls and Instrumentation	\$17,320.53	\$12,883.86	\$4,436.67
PELE Pennsylvania Electric	PELE - Trans Subs	ERIE SOUTH TRANSMISSION SUB	35300 - Station Equipment	Controls and Instrumentation	\$17,960.94	\$8,477.83	\$9,483.11
PELE Pennsylvania Electric	PELE - Trans Subs	ERIE SOUTH TRANSMISSION SUB	35300 - Station Equipment	Controls and Instrumentation	\$21,523.63	\$12,927.31	\$8,596.32
PELE Pennsylvania Electric	PELE - Trans Subs	ERIE SOUTH TRANSMISSION SUB	35300 - Station Equipment	Controls and Instrumentation	\$28,940.15	\$25,323.39	\$3,616.76
PELE Pennsylvania Electric	PELE - Trans Subs	ERIE SOUTH TRANSMISSION SUB	35300 - Station Equipment	Controls and Instrumentation	\$35,615.98	\$31,977.81	\$3,638.17
PELE Pennsylvania Electric	PELE - Trans Subs	ERIE SOUTH TRANSMISSION SUB	35300 - Station Equipment	Controls and Instrumentation	\$82,560.18	\$35,210.35	\$47,349.83
PELE Pennsylvania Electric	PELE - Trans Subs	ERIE SOUTH TRANSMISSION SUB	35300 - Station Equipment	Controls and Instrumentation	\$82,655.14	\$75,699.57	\$6,955.57
PELE Pennsylvania Electric	PELE - Trans Subs	ERIE SOUTH TRANSMISSION SUB	35300 - Station Equipment	Controls and Instrumentation	\$139,583.18	\$72,083.39	\$67,499.79
PELE Pennsylvania Electric	PELE - Trans Subs	ERIE SOUTH TRANSMISSION SUB	35300 - Station Equipment	Controls and Instrumentation	\$320,925.73	\$172,689.57	\$148,236.16
PELE Pennsylvania Electric	PELE - Trans Subs	ERIE SOUTH TRANSMISSION SUB	35300 - Station Equipment	Coupling Capacitor	\$7,544.29	\$206.68	\$7,337.61

Company	Major Location	Asset Location	Utility Account	Asset Retirement Unit	Book Cost	Allocated Reserve	Net Book Value
PELE Pennsylvania Electric	PELE - Trans Subs	ERIE SOUTH TRANSMISSION SUB	35300 - Station Equipment	Disconnect Switch	\$6,478.90	\$2,763.13	\$3,715.77
PELE Pennsylvania Electric	PELE - Trans Subs	ERIE SOUTH TRANSMISSION SUB	35300 - Station Equipment	Disconnect Switch	\$156,803.52	\$13,551.26	\$143,252.26
PELE Pennsylvania Electric	PELE - Trans Subs	ERIE SOUTH TRANSMISSION SUB	35300 - Station Equipment	Equipment Enclosure	\$649.62	\$349.56	\$300.06
PELE Pennsylvania Electric	PELE - Trans Subs	ERIE SOUTH TRANSMISSION SUB	35300 - Station Equipment	Equipment Protective Lighting & Pow	\$1,133.43	\$935.11	\$198.32
PELE Pennsylvania Electric	PELE - Trans Subs	ERIE SOUTH TRANSMISSION SUB	35300 - Station Equipment	Equipment Spill and Leakage System	\$54,179.63	\$23,106.59	\$31,073.04
PELE Pennsylvania Electric	PELE - Trans Subs	ERIE SOUTH TRANSMISSION SUB	35300 - Station Equipment	Foundation	\$11,280.73	\$1,449.09	\$9,831.64
PELE Pennsylvania Electric	PELE - Trans Subs	ERIE SOUTH TRANSMISSION SUB	35300 - Station Equipment	Foundation - Equipment	\$670.30	\$360.69	\$309.61
PELE Pennsylvania Electric	PELE - Trans Subs	ERIE SOUTH TRANSMISSION SUB	35300 - Station Equipment	Foundation - Equipment	\$1,516.87	\$1,420.81	\$96.06
PELE Pennsylvania Electric	PELE - Trans Subs	ERIE SOUTH TRANSMISSION SUB	35300 - Station Equipment	Foundation - Equipment	\$2,393.09	\$2,148.64	\$244.45
PELE Pennsylvania Electric	PELE - Trans Subs	ERIE SOUTH TRANSMISSION SUB	35300 - Station Equipment	Foundation - Equipment	\$4,694.16	\$4,344.17	\$349.99
PELE Pennsylvania Electric	PELE - Trans Subs	ERIE SOUTH TRANSMISSION SUB	35300 - Station Equipment	Foundation - Equipment	\$5,435.32	\$2,318.06	\$3,117.26
PELE Pennsylvania Electric	PELE - Trans Subs	ERIE SOUTH TRANSMISSION SUB	35300 - Station Equipment	Foundation - Equipment	\$9,939.30	\$9,102.89	\$836.41
PELE Pennsylvania Electric	PELE - Trans Subs	ERIE SOUTH TRANSMISSION SUB	35300 - Station Equipment	Foundation - Equipment	\$12,531.60	\$10,965.48	\$1,566.12
PELE Pennsylvania Electric	PELE - Trans Subs	ERIE SOUTH TRANSMISSION SUB	35300 - Station Equipment	Foundation - Equipment	\$14,086.99	\$6,964.30	\$7,122.69
PELE Pennsylvania Electric	PELE - Trans Subs	ERIE SOUTH TRANSMISSION SUB	35300 - Station Equipment	Foundation - Equipment	\$24,434.90	\$20,937.86	\$3,497.04
PELE Pennsylvania Electric	PELE - Trans Subs	ERIE SOUTH TRANSMISSION SUB	35300 - Station Equipment	Foundation - Equipment	\$290,518.09	\$25,107.13	\$265,410.96
PELE Pennsylvania Electric	PELE - Trans Subs	ERIE SOUTH TRANSMISSION SUB	35300 - Station Equipment	Ground	\$21,816.92	\$7,784.75	\$14,032.17
PELE Pennsylvania Electric	PELE - Trans Subs	ERIE SOUTH TRANSMISSION SUB	35300 - Station Equipment	Grounding System, Station	\$50.91	\$47.33	\$3.58
PELE Pennsylvania Electric	PELE - Trans Subs	ERIE SOUTH TRANSMISSION SUB	35300 - Station Equipment	Grounding System, Station	\$271.20	\$201.73	\$69.47
PELE Pennsylvania Electric	PELE - Trans Subs	ERIE SOUTH TRANSMISSION SUB	35300 - Station Equipment	Grounding System, Station	\$964.18	\$903.12	\$61.06
PELE Pennsylvania Electric	PELE - Trans Subs	ERIE SOUTH TRANSMISSION SUB	35300 - Station Equipment	Grounding System, Station	\$1,011.56	\$866.79	\$144.77
PELE Pennsylvania Electric	PELE - Trans Subs	ERIE SOUTH TRANSMISSION SUB	35300 - Station Equipment	Grounding System, Station	\$1,091.78	\$980.25	\$111.53
PELE Pennsylvania Electric	PELE - Trans Subs	ERIE SOUTH TRANSMISSION SUB	35300 - Station Equipment	Grounding System, Station	\$3,775.10	\$3,493.63	\$281.47
PELE Pennsylvania Electric	PELE - Trans Subs	ERIE SOUTH TRANSMISSION SUB	35300 - Station Equipment	Grounding System, Station	\$4,121.51	\$3,774.68	\$346.83
PELE Pennsylvania Electric	PELE - Trans Subs	ERIE SOUTH TRANSMISSION SUB	35300 - Station Equipment	Grounding System, Station	\$4,570.92	\$2,459.61	\$2,111.31
PELE Pennsylvania Electric	PELE - Trans Subs	ERIE SOUTH TRANSMISSION SUB	35300 - Station Equipment	Grounding System, Station	\$24,067.71	\$3,091.66	\$20,976.05
PELE Pennsylvania Electric	PELE - Trans Subs	ERIE SOUTH TRANSMISSION SUB	35300 - Station Equipment	Grounding System, Station	\$107,323.35	\$45,771.38	\$61,551.97
PELE Pennsylvania Electric	PELE - Trans Subs	ERIE SOUTH TRANSMISSION SUB	35300 - Station Equipment	HVAC	\$140.96	\$130.45	\$10.51
PELE Pennsylvania Electric	PELE - Trans Subs	ERIE SOUTH TRANSMISSION SUB	35300 - Station Equipment	HVAC	\$9,339.99	\$8,003.28	\$1,336.71
PELE Pennsylvania Electric	PELE - Trans Subs	ERIE SOUTH TRANSMISSION SUB	35300 - Station Equipment	Line Wave Trap	\$82,288.50	\$10,570.54	\$71,717.96
PELE Pennsylvania Electric	PELE - Trans Subs	ERIE SOUTH TRANSMISSION SUB	35300 - Station Equipment	Minor Station Equipment	\$120.44	\$112.81	\$7.63
PELE Pennsylvania Electric	PELE - Trans Subs	ERIE SOUTH TRANSMISSION SUB	35300 - Station Equipment	Minor Station Equipment	\$161.32	\$141.16	\$20.16
PELE Pennsylvania Electric	PELE - Trans Subs	ERIE SOUTH TRANSMISSION SUB	35300 - Station Equipment	Minor Station Equipment	\$249.23	\$213.56	\$35.67
PELE Pennsylvania Electric	PELE - Trans Subs	ERIE SOUTH TRANSMISSION SUB	35300 - Station Equipment	Minor Station Equipment	\$265.23	\$244.25	\$20.98
PELE Pennsylvania Electric	PELE - Trans Subs	ERIE SOUTH TRANSMISSION SUB	35300 - Station Equipment	Minor Station Equipment	\$352.31	\$322.66	\$29.65
PELE Pennsylvania Electric	PELE - Trans Subs	ERIE SOUTH TRANSMISSION SUB	35300 - Station Equipment	Minor Station Equipment	\$372.56	\$298.26	\$74.30
PELE Pennsylvania Electric	PELE - Trans Subs	ERIE SOUTH TRANSMISSION SUB	35300 - Station Equipment	Minor Station Equipment	\$619.44	\$575.82	\$43.62
PELE Pennsylvania Electric	PELE - Trans Subs	ERIE SOUTH TRANSMISSION SUB	35300 - Station Equipment	Minor Station Equipment	\$874.16	\$650.24	\$223.92
PELE Pennsylvania Electric	PELE - Trans Subs	ERIE SOUTH TRANSMISSION SUB	35300 - Station Equipment	Minor Station Equipment	\$6,035.00	\$3,744.67	\$2,290.33
PELE Pennsylvania Electric	PELE - Trans Subs	ERIE SOUTH TRANSMISSION SUB	35300 - Station Equipment	Minor Station Equipment	\$419,644.57	\$149,738.31	\$269,906.26
PELE Pennsylvania Electric	PELE - Trans Subs	ERIE SOUTH TRANSMISSION SUB	35300 - Station Equipment	Misc Tools & Equipment	\$93.38	\$88.00	\$5.38
PELE Pennsylvania Electric	PELE - Trans Subs	ERIE SOUTH TRANSMISSION SUB	35300 - Station Equipment	Misc Tools & Equipment	\$318.58	\$157.50	\$161.08
PELE Pennsylvania Electric	PELE - Trans Subs	ERIE SOUTH TRANSMISSION SUB	35300 - Station Equipment	Non-Unitized	\$24,801.94	\$1,152.70	\$23,649.24
PELE Pennsylvania Electric	PELE - Trans Subs	ERIE SOUTH TRANSMISSION SUB	35300 - Station Equipment	Non-Unitized	\$53,340.77	\$3,529.36	\$49,811.41
PELE Pennsylvania Electric	PELE - Trans Subs	ERIE SOUTH TRANSMISSION SUB	35300 - Station Equipment	Non-Unitized	\$199,618.04	\$5,468.45	\$194,149.59
PELE Pennsylvania Electric	PELE - Trans Subs	ERIE SOUTH TRANSMISSION SUB	35300 - Station Equipment	Non-Unitized	\$1,075,288.88	\$9,635.89	\$1,065,652.99
PELE Pennsylvania Electric	PELE - Trans Subs	ERIE SOUTH TRANSMISSION SUB	35300 - Station Equipment	Office Furniture	\$2.40	\$2.28	\$0.12
PELE Pennsylvania Electric	PELE - Trans Subs	ERIE SOUTH TRANSMISSION SUB	35300 - Station Equipment	Office Furniture	\$62.17	\$57.25	\$4.92
PELE Pennsylvania Electric	PELE - Trans Subs	ERIE SOUTH TRANSMISSION SUB	35300 - Station Equipment	Office Furniture	\$87.32	\$76.40	\$10.92
PELE Pennsylvania Electric	PELE - Trans Subs	ERIE SOUTH TRANSMISSION SUB	35300 - Station Equipment	Oil Storage & Filtering System	\$14,614.61	\$5,214.81	\$9,399.80
PELE Pennsylvania Electric	PELE - Trans Subs	ERIE SOUTH TRANSMISSION SUB	35300 - Station Equipment	Panel, D.C. Distribution	\$123,280.09	\$26,791.85	\$96,488.24
PELE Pennsylvania Electric	PELE - Trans Subs	ERIE SOUTH TRANSMISSION SUB	35300 - Station Equipment	Relaying Equipment	\$60,817.45	\$21,700.98	\$39,116.47
PELE Pennsylvania Electric	PELE - Trans Subs	ERIE SOUTH TRANSMISSION SUB	35300 - Station Equipment	Relaying Equipment	\$73,993.18	\$21,211.40	\$52,781.78
PELE Pennsylvania Electric	PELE - Trans Subs	ERIE SOUTH TRANSMISSION SUB	35300 - Station Equipment	Relaying Equipment	\$136,085.48	\$9,004.27	\$127,081.21

Company	Major Location	Asset Location	Utility Account	Asset Retirement Unit	Book Cost	Allocated Reserve	Net Book Value
PELE Pennsylvania Electric	PELE - Trans Subs	ERIE SOUTH TRANSMISSION SUB	35300 - Station Equipment	Relays	\$9,280.06	\$3,311.33	\$5,968.73
PELE Pennsylvania Electric	PELE - Trans Subs	ERIE SOUTH TRANSMISSION SUB	35300 - Station Equipment	Relays	\$30,853.17	\$5,313.42	\$25,539.75
PELE Pennsylvania Electric	PELE - Trans Subs	ERIE SOUTH TRANSMISSION SUB	35300 - Station Equipment	Relays	\$280,278.36	\$24,222.19	\$256,056.17
PELE Pennsylvania Electric	PELE - Trans Subs	ERIE SOUTH TRANSMISSION SUB	35300 - Station Equipment	RTU - SCADA	\$81,040.14	\$5,362.12	\$75,678.02
PELE Pennsylvania Electric	PELE - Trans Subs	ERIE SOUTH TRANSMISSION SUB	35300 - Station Equipment	Structural Steel Support	\$20,396.59	\$2,620.09	\$17,776.50
PELE Pennsylvania Electric	PELE - Trans Subs	ERIE SOUTH TRANSMISSION SUB	35300 - Station Equipment	Structural Steel Support	\$74,918.62	\$6,474.61	\$68,444.01
PELE Pennsylvania Electric	PELE - Trans Subs	ERIE SOUTH TRANSMISSION SUB	35300 - Station Equipment	Structural Steel Support	\$189,087.83	\$41,093.53	\$147,994.30
PELE Pennsylvania Electric	PELE - Trans Subs	ERIE SOUTH TRANSMISSION SUB	35300 - Station Equipment	Structure	\$3,831.43	\$2,850.01	\$981.42
PELE Pennsylvania Electric	PELE - Trans Subs	ERIE SOUTH TRANSMISSION SUB	35300 - Station Equipment	Structure	\$18,662.26	\$16,755.92	\$1,906.34
PELE Pennsylvania Electric	PELE - Trans Subs	ERIE SOUTH TRANSMISSION SUB	35300 - Station Equipment	Structure	\$37,207.27	\$34,851.10	\$2,356.17
PELE Pennsylvania Electric	PELE - Trans Subs	ERIE SOUTH TRANSMISSION SUB	35300 - Station Equipment	Structure	\$64,173.87	\$59,389.17	\$4,784.70
PELE Pennsylvania Electric	PELE - Trans Subs	ERIE SOUTH TRANSMISSION SUB	35300 - Station Equipment	Structure	\$80,926.70	\$43,546.51	\$37,380.19
PELE Pennsylvania Electric	PELE - Trans Subs	ERIE SOUTH TRANSMISSION SUB	35300 - Station Equipment	Structure	\$83,113.24	\$71,218.33	\$11,894.91
PELE Pennsylvania Electric	PELE - Trans Subs	ERIE SOUTH TRANSMISSION SUB	35300 - Station Equipment	Structure	\$101,790.18	\$93,224.36	\$8,565.82
PELE Pennsylvania Electric	PELE - Trans Subs	ERIE SOUTH TRANSMISSION SUB	35300 - Station Equipment	Structure	\$104,423.81	\$91,373.57	\$13,050.24
PELE Pennsylvania Electric	PELE - Trans Subs	ERIE SOUTH TRANSMISSION SUB	35300 - Station Equipment	Switch	\$3,351.35	\$2,492.90	\$858.45
PELE Pennsylvania Electric	PELE - Trans Subs	ERIE SOUTH TRANSMISSION SUB	35300 - Station Equipment	Switch	\$3,489.29	\$679.11	\$2,810.18
PELE Pennsylvania Electric	PELE - Trans Subs	ERIE SOUTH TRANSMISSION SUB	35300 - Station Equipment	Switch	\$14,083.11	\$13,033.09	\$1,050.02
PELE Pennsylvania Electric	PELE - Trans Subs	ERIE SOUTH TRANSMISSION SUB	35300 - Station Equipment	Switch	\$20,823.44	\$18,221.06	\$2,602.38
PELE Pennsylvania Electric	PELE - Trans Subs	ERIE SOUTH TRANSMISSION SUB	35300 - Station Equipment	Switch	\$21,034.84	\$18,886.13	\$2,148.71
PELE Pennsylvania Electric	PELE - Trans Subs	ERIE SOUTH TRANSMISSION SUB	35300 - Station Equipment	Switch	\$22,252.24	\$20,843.11	\$1,409.13
PELE Pennsylvania Electric	PELE - Trans Subs	ERIE SOUTH TRANSMISSION SUB	35300 - Station Equipment	Switch	\$22,332.65	\$5,882.31	\$16,450.34
PELE Pennsylvania Electric	PELE - Trans Subs	ERIE SOUTH TRANSMISSION SUB	35300 - Station Equipment	Switch	\$41,586.72	\$22,377.74	\$19,208.98
PELE Pennsylvania Electric	PELE - Trans Subs	ERIE SOUTH TRANSMISSION SUB	35300 - Station Equipment	Switch	\$84,314.39	\$77,219.19	\$7,095.20
PELE Pennsylvania Electric	PELE - Trans Subs	ERIE SOUTH TRANSMISSION SUB	35300 - Station Equipment	Switch	\$169,063.98	\$144,868.08	\$24,195.90
PELE Pennsylvania Electric	PELE - Trans Subs	ERIE SOUTH TRANSMISSION SUB	35300 - Station Equipment	Switch	\$172,806.19	\$37,555.12	\$135,251.07
PELE Pennsylvania Electric	PELE - Trans Subs	ERIE SOUTH TRANSMISSION SUB	35300 - Station Equipment	Transformer Track System	\$9,412.17	\$5,064.68	\$4,347.49
PELE Pennsylvania Electric	PELE - Trans Subs	ERIE SOUTH TRANSMISSION SUB	35300 - Station Equipment	Transformer, Current : Each	\$66,421.26	\$5,740.25	\$60,681.01
PELE Pennsylvania Electric	PELE - Trans Subs	ERIE SOUTH TRANSMISSION SUB	35300 - Station Equipment	Transformer, Instrument	\$9,802.94	\$8,577.83	\$1,225.11
PELE Pennsylvania Electric	PELE - Trans Subs	ERIE SOUTH TRANSMISSION SUB	35300 - Station Equipment	Transformer, Instrument	\$14,125.60	\$9,304.09	\$4,821.51
PELE Pennsylvania Electric	PELE - Trans Subs	ERIE SOUTH TRANSMISSION SUB	35300 - Station Equipment	Transformer, Instrument	\$15,556.62	\$8,370.99	\$7,185.63
PELE Pennsylvania Electric	PELE - Trans Subs	ERIE SOUTH TRANSMISSION SUB	35300 - Station Equipment	Transformer, Instrument	\$19,833.63	\$11,912.27	\$7,921.36
PELE Pennsylvania Electric	PELE - Trans Subs	ERIE SOUTH TRANSMISSION SUB	35300 - Station Equipment	Transformer, Instrument	\$30,117.47	\$27,583.03	\$2,534.44
PELE Pennsylvania Electric	PELE - Trans Subs	ERIE SOUTH TRANSMISSION SUB	35300 - Station Equipment	Transformer, Instrument	\$47,320.85	\$21,264.57	\$26,056.28
PELE Pennsylvania Electric	PELE - Trans Subs	ERIE SOUTH TRANSMISSION SUB	35300 - Station Equipment	Transformer, Potential : Each	\$91,307.90	\$7,891.00	\$83,416.90
PELE Pennsylvania Electric	PELE - Trans Subs	ERIE SOUTH TRANSMISSION SUB	35300 - Station Equipment	Transformer, Power	\$4,089.11	\$3,784.24	\$304.87
PELE Pennsylvania Electric	PELE - Trans Subs	ERIE SOUTH TRANSMISSION SUB	35300 - Station Equipment	Transformer, Power	\$4,763.06	\$4,167.80	\$595.26
PELE Pennsylvania Electric	PELE - Trans Subs	ERIE SOUTH TRANSMISSION SUB	35300 - Station Equipment	Transformer, Power	\$9,224.06	\$1,384.94	\$7,839.12
PELE Pennsylvania Electric	PELE - Trans Subs	ERIE SOUTH TRANSMISSION SUB	35300 - Station Equipment	Transformer, Power	\$18,542.51	\$13,792.84	\$4,749.67
PELE Pennsylvania Electric	PELE - Trans Subs	ERIE SOUTH TRANSMISSION SUB	35300 - Station Equipment	Transformer, Power	\$26,005.46	\$13,429.71	\$12,575.75
PELE Pennsylvania Electric	PELE - Trans Subs	ERIE SOUTH TRANSMISSION SUB	35300 - Station Equipment	Transformer, Power	\$72,024.34	\$25,699.85	\$46,324.49
PELE Pennsylvania Electric	PELE - Trans Subs	ERIE SOUTH TRANSMISSION SUB	35300 - Station Equipment	Transformer, Power	\$126,321.80	\$36,212.29	\$90,109.51
PELE Pennsylvania Electric	PELE - Trans Subs	ERIE SOUTH TRANSMISSION SUB	35300 - Station Equipment	Transformer, Power	\$221,636.71	\$202,985.61	\$18,651.10
PELE Pennsylvania Electric	PELE - Trans Subs	ERIE SOUTH TRANSMISSION SUB	35300 - Station Equipment	Transformer, Power	\$257,625.08	\$127,364.26	\$130,260.82
PELE Pennsylvania Electric	PELE - Trans Subs	ERIE SOUTH TRANSMISSION SUB	35300 - Station Equipment	Transformer, Power	\$756,116.99	\$647,903.92	\$108,213.07
PELE Pennsylvania Electric	PELE - Trans Subs	ERIE SOUTH TRANSMISSION SUB	35300 - Station Equipment	Transformer, Power	\$1,465,651.53	\$454,390.66	\$1,011,260.87
PELE Pennsylvania Electric	PELE - Trans Subs	ERIE SOUTH TRANSMISSION SUB	35300 - Station Equipment	Transformer, Power	\$1,725,757.28	\$928,626.92	\$797,130.36
PELE Pennsylvania Electric	PELE - Trans Subs	ERIE SOUTH TRANSMISSION SUB	35300 - Station Equipment	Transformer, Power	\$2,027,049.97	\$1,133,890.55	\$893,159.42
PELE Pennsylvania Electric	PELE - Trans Subs	ERIE SOUTH TRANSMISSION SUB	35300 - Station Equipment	Transformer, Power	\$4,128,744.48	\$897,279.77	\$3,231,464.71
PELE Pennsylvania Electric	PELE - Trans Subs	ERIE SOUTH TRANSMISSION SUB	35300 - Station Equipment	Transformer, Station Service : Each	\$8,584.91	\$3,063.29	\$5,521.62
PELE Pennsylvania Electric	PELE - Trans Subs	ERIE SOUTH TRANSMISSION SUB	35300 - Station Equipment	Transformer, Station Service : Each	\$1,142,966.39	\$461,067.46	\$681,898.93
PELE Pennsylvania Electric	PELE - Trans Subs	ERIE SOUTH TRANSMISSION SUB	35300 - Station Equipment	Under-load Tap Changer (LTC)	\$289,053.60	\$7,918.49	\$281,135.11
PELE Pennsylvania Electric	PELE - Trans Subs	ERIE SOUTH TRANSMISSION SUB	35300 - Station Equipment	Wiring	\$168.52	\$134.91	\$33.61
PELE Pennsylvania Electric	PELE - Trans Subs	ERIE SOUTH TRANSMISSION SUB	35300 - Station Equipment	Wiring	\$305.74	\$227.43	\$78.31

Company	Major Location	Asset Location	Utility Account	Asset Retirement Unit	Book Cost	Allocated Reserve	Net Book Value
PELE Pennsylvania Electric	PELE - Trans Subs	ERIE SOUTH TRANSMISSION SUB	35300 - Station Equipment	Wiring	\$359.31	\$304.30	\$55.01
PELE Pennsylvania Electric	PELE - Trans Subs	ERIE SOUTH TRANSMISSION SUB	35300 - Station Equipment	Wiring	\$604.32	\$566.05	\$38.27
PELE Pennsylvania Electric	PELE - Trans Subs	ERIE SOUTH TRANSMISSION SUB	35300 - Station Equipment	Wiring	\$1,095.51	\$903.82	\$191.69
PELE Pennsylvania Electric	PELE - Trans Subs	ERIE SOUTH TRANSMISSION SUB	35300 - Station Equipment	Wiring	\$1,731.46	\$738.43	\$993.03
PELE Pennsylvania Electric	PELE - Trans Subs	ERIE SOUTH TRANSMISSION SUB	35300 - Station Equipment	Wiring	\$2,385.61	\$1,614.85	\$770.76
PELE Pennsylvania Electric	PELE - Trans Subs	ERIE SOUTH TRANSMISSION SUB	35300 - Station Equipment	Wiring	\$15,471.67	\$1,337.09	\$14,134.58
PELE Pennsylvania Electric	PELE - Trans Subs	ERIE SOUTH TRANSMISSION SUB	35300 - Station Equipment	Wiring	\$15,658.23	\$14,058.75	\$1,599.48
PELE Pennsylvania Electric	PELE - Trans Subs	ERIE SOUTH TRANSMISSION SUB	35300 - Station Equipment	Wiring	\$22,410.43	\$10,070.57	\$12,339.86
PELE Pennsylvania Electric	PELE - Trans Subs	ERIE SOUTH TRANSMISSION SUB	35300 - Station Equipment	Wiring	\$23,112.69	\$12,436.90	\$10,675.79
PELE Pennsylvania Electric	PELE - Trans Subs	ERIE SOUTH TRANSMISSION SUB	35300 - Station Equipment	Wiring	\$24,740.16	\$14,859.18	\$9,880.98
PELE Pennsylvania Electric	PELE - Trans Subs	ERIE SOUTH TRANSMISSION SUB	35300 - Station Equipment	Wiring	\$29,257.86	\$1,935.88	\$27,321.98
PELE Pennsylvania Electric	PELE - Trans Subs	ERIE SOUTH TRANSMISSION SUB	35300 - Station Equipment	Wiring	\$30,615.41	\$28,332.77	\$2,282.64
PELE Pennsylvania Electric	PELE - Trans Subs	ERIE SOUTH TRANSMISSION SUB	35300 - Station Equipment	Wiring	\$59,147.40	\$12,854.21	\$46,293.19
PELE Pennsylvania Electric	PELE - Trans Subs	ERIE SOUTH TRANSMISSION SUB	35300 - Station Equipment	Wiring	\$69,744.68	\$63,875.55	\$5,869.13
PELE Pennsylvania Electric	PELE - Trans Subs	ERIE SOUTH TRANSMISSION SUB	35300 - Station Equipment	Wiring	\$93,086.63	\$81,453.24	\$11,633.39
PELE Pennsylvania Electric	PELE - Trans Subs	ERIE SOUTH TRANSMISSION SUB	35300 - Station Equipment	Wiring	\$109,473.72	\$93,806.18	\$15,667.54
PELE Pennsylvania Electric	PELE - Trans Subs	ERIE SOUTH TRANSMISSION SUB	35300 - Station Equipment	Wood Pole	\$195.07	\$87.65	\$107.42
PELE Pennsylvania Electric	PELE - Trans Subs	ERIE SOUTH TRANSMISSION SUB	35300 - Station Equipment	Wood Pole	\$767.50	\$710.27	\$57.23
PELE Pennsylvania Electric	PELE - Trans Subs	ERIE SOUTH TRANSMISSION SUB	35300 - Station Equipment	Wood Pole	\$2,937.40	\$2,517.01	\$420.39
ERIE SOUTH TRANSMISSION SUB Total					\$24,228,162.11	\$9,134,102.57	\$15,094,059.54
PELE Pennsylvania Electric	PELE - Trans Subs	ERIE WEST SWITCHING STATION	35300 - Station Equipment	Arrester, Lightning & Surge Protect	\$3,701.65	\$2,634.20	\$1,067.45
PELE Pennsylvania Electric	PELE - Trans Subs	ERIE WEST SWITCHING STATION	35300 - Station Equipment	Arrester, Lightning & Surge Protect	\$5,451.84	\$4,433.05	\$1,018.79
PELE Pennsylvania Electric	PELE - Trans Subs	ERIE WEST SWITCHING STATION	35300 - Station Equipment	Arrester, Lightning & Surge Protect	\$8,422.53	\$557.29	\$7,865.24
PELE Pennsylvania Electric	PELE - Trans Subs	ERIE WEST SWITCHING STATION	35300 - Station Equipment	Arrester, Lightning & Surge Protect	\$9,167.08	\$792.23	\$8,374.85
PELE Pennsylvania Electric	PELE - Trans Subs	ERIE WEST SWITCHING STATION	35300 - Station Equipment	Arrester, Lightning & Surge Protect	\$19,405.31	\$16,809.97	\$2,595.34
PELE Pennsylvania Electric	PELE - Trans Subs	ERIE WEST SWITCHING STATION	35300 - Station Equipment	Arrester, Lightning & Surge Protect	\$39,863.31	\$6,865.11	\$32,998.20
PELE Pennsylvania Electric	PELE - Trans Subs	ERIE WEST SWITCHING STATION	35300 - Station Equipment	Battery System	\$452.76	\$271.93	\$180.83
PELE Pennsylvania Electric	PELE - Trans Subs	ERIE WEST SWITCHING STATION	35300 - Station Equipment	Battery System	\$4,160.11	\$3,603.72	\$556.39
PELE Pennsylvania Electric	PELE - Trans Subs	ERIE WEST SWITCHING STATION	35300 - Station Equipment	Battery System	\$8,330.78	\$4,660.07	\$3,670.71
PELE Pennsylvania Electric	PELE - Trans Subs	ERIE WEST SWITCHING STATION	35300 - Station Equipment	Bus	\$8,132.18	\$538.08	\$7,594.10
PELE Pennsylvania Electric	PELE - Trans Subs	ERIE WEST SWITCHING STATION	35300 - Station Equipment	Bus	\$19,550.86	\$2,935.45	\$16,615.41
PELE Pennsylvania Electric	PELE - Trans Subs	ERIE WEST SWITCHING STATION	35300 - Station Equipment	Bus	\$60,721.27	\$10,457.20	\$50,264.07
PELE Pennsylvania Electric	PELE - Trans Subs	ERIE WEST SWITCHING STATION	35300 - Station Equipment	Bus	\$330,911.64	\$64,404.03	\$266,507.61
PELE Pennsylvania Electric	PELE - Trans Subs	ERIE WEST SWITCHING STATION	35300 - Station Equipment	Bus-Insulators	\$13,771.60	\$2,371.69	\$11,399.91
PELE Pennsylvania Electric	PELE - Trans Subs	ERIE WEST SWITCHING STATION	35300 - Station Equipment	Bus-Insulators	\$80,969.38	\$15,758.75	\$65,210.63
PELE Pennsylvania Electric	PELE - Trans Subs	ERIE WEST SWITCHING STATION	35300 - Station Equipment	Cabinets/Panels/Consoles	\$6,260.93	\$414.26	\$5,846.67
PELE Pennsylvania Electric	PELE - Trans Subs	ERIE WEST SWITCHING STATION	35300 - Station Equipment	Cable, Wiring	\$6,824.78	\$876.69	\$5,948.09
PELE Pennsylvania Electric	PELE - Trans Subs	ERIE WEST SWITCHING STATION	35300 - Station Equipment	Cable, Wiring	\$7,184.02	\$1,237.21	\$5,946.81
PELE Pennsylvania Electric	PELE - Trans Subs	ERIE WEST SWITCHING STATION	35300 - Station Equipment	Cable, Wiring	\$7,685.67	\$2,742.42	\$4,943.25
PELE Pennsylvania Electric	PELE - Trans Subs	ERIE WEST SWITCHING STATION	35300 - Station Equipment	Cable, Wiring	\$14,017.88	\$2,728.24	\$11,289.64
PELE Pennsylvania Electric	PELE - Trans Subs	ERIE WEST SWITCHING STATION	35300 - Station Equipment	Cable, Wiring	\$428,044.62	\$19,894.00	\$408,150.62
PELE Pennsylvania Electric	PELE - Trans Subs	ERIE WEST SWITCHING STATION	35300 - Station Equipment	Capacitor Bank	\$2,707.23	\$2,345.15	\$362.08
PELE Pennsylvania Electric	PELE - Trans Subs	ERIE WEST SWITCHING STATION	35300 - Station Equipment	Carrier Equipment System	\$2,549.74	\$2,073.27	\$476.47
PELE Pennsylvania Electric	PELE - Trans Subs	ERIE WEST SWITCHING STATION	35300 - Station Equipment	Carrier Equipment System	\$3,772.03	\$2,553.35	\$1,218.68
PELE Pennsylvania Electric	PELE - Trans Subs	ERIE WEST SWITCHING STATION	35300 - Station Equipment	Carrier Equipment System	\$10,151.97	\$1,975.84	\$8,176.13
PELE Pennsylvania Electric	PELE - Trans Subs	ERIE WEST SWITCHING STATION	35300 - Station Equipment	Carrier Equipment System	\$57,271.35	\$49,611.67	\$7,659.68
PELE Pennsylvania Electric	PELE - Trans Subs	ERIE WEST SWITCHING STATION	35300 - Station Equipment	Carrier Equipment System	\$68,802.37	\$5,946.03	\$62,856.34
PELE Pennsylvania Electric	PELE - Trans Subs	ERIE WEST SWITCHING STATION	35300 - Station Equipment	Circuit Breaker	\$5,802.26	\$3,600.26	\$2,202.00
PELE Pennsylvania Electric	PELE - Trans Subs	ERIE WEST SWITCHING STATION	35300 - Station Equipment	Circuit Breaker	\$10,379.74	\$3,217.99	\$7,161.75
PELE Pennsylvania Electric	PELE - Trans Subs	ERIE WEST SWITCHING STATION	35300 - Station Equipment	Circuit Breaker	\$12,400.59	\$10,742.09	\$1,658.50
PELE Pennsylvania Electric	PELE - Trans Subs	ERIE WEST SWITCHING STATION	35300 - Station Equipment	Circuit Breaker	\$62,834.73	\$40,205.05	\$22,629.68
PELE Pennsylvania Electric	PELE - Trans Subs	ERIE WEST SWITCHING STATION	35300 - Station Equipment	Circuit Breaker	\$82,253.83	\$58,534.04	\$23,719.79
PELE Pennsylvania Electric	PELE - Trans Subs	ERIE WEST SWITCHING STATION	35300 - Station Equipment	Circuit Breaker	\$282,730.70	\$100,884.46	\$181,846.24
PELE Pennsylvania Electric	PELE - Trans Subs	ERIE WEST SWITCHING STATION	35300 - Station Equipment	Circuit Breaker	\$321,049.31	\$21,242.62	\$299,806.69

Company	Major Location	Asset Location	Utility Account	Asset Retirement Unit	Book Cost	Allocated Reserve	Net Book Value
PELE Pennsylvania Electric	PELE - Trans Subs	ERIE WEST SWITCHING STATION	35300 - Station Equipment	Circuit Breaker	\$403,037.02	\$78,441.51	\$324,595.51
PELE Pennsylvania Electric	PELE - Trans Subs	ERIE WEST SWITCHING STATION	35300 - Station Equipment	Circuit Breaker	\$438,597.62	\$146,240.58	\$292,357.04
PELE Pennsylvania Electric	PELE - Trans Subs	ERIE WEST SWITCHING STATION	35300 - Station Equipment	Circuit Breaker	\$526,309.63	\$24,461.01	\$501,848.62
PELE Pennsylvania Electric	PELE - Trans Subs	ERIE WEST SWITCHING STATION	35300 - Station Equipment	Circuit Breaker	\$971,237.85	\$167,263.03	\$803,974.82
PELE Pennsylvania Electric	PELE - Trans Subs	ERIE WEST SWITCHING STATION	35300 - Station Equipment	Conduit	\$3,017.11	\$453.00	\$2,564.11
PELE Pennsylvania Electric	PELE - Trans Subs	ERIE WEST SWITCHING STATION	35300 - Station Equipment	Conduit	\$8,719.31	\$1,501.61	\$7,217.70
PELE Pennsylvania Electric	PELE - Trans Subs	ERIE WEST SWITCHING STATION	35300 - Station Equipment	Conduit	\$18,953.79	\$1,254.10	\$17,699.69
PELE Pennsylvania Electric	PELE - Trans Subs	ERIE WEST SWITCHING STATION	35300 - Station Equipment	Conduit	\$21,718.33	\$1,009.39	\$20,708.94
PELE Pennsylvania Electric	PELE - Trans Subs	ERIE WEST SWITCHING STATION	35300 - Station Equipment	Conduit	\$73,037.92	\$14,215.08	\$58,822.84
PELE Pennsylvania Electric	PELE - Trans Subs	ERIE WEST SWITCHING STATION	35300 - Station Equipment	Conduit/Duct System	\$1,183.68	\$611.27	\$572.41
PELE Pennsylvania Electric	PELE - Trans Subs	ERIE WEST SWITCHING STATION	35300 - Station Equipment	Conduit/Duct System	\$19,255.15	\$15,656.92	\$3,598.23
PELE Pennsylvania Electric	PELE - Trans Subs	ERIE WEST SWITCHING STATION	35300 - Station Equipment	Conduit/Duct System	\$20,489.96	\$17,749.56	\$2,740.40
PELE Pennsylvania Electric	PELE - Trans Subs	ERIE WEST SWITCHING STATION	35300 - Station Equipment	Conduit/Duct System	\$38,252.90	\$27,221.79	\$11,031.11
PELE Pennsylvania Electric	PELE - Trans Subs	ERIE WEST SWITCHING STATION	35300 - Station Equipment	Control Wiring	\$337.91	\$50.74	\$287.17
PELE Pennsylvania Electric	PELE - Trans Subs	ERIE WEST SWITCHING STATION	35300 - Station Equipment	Control Wiring	\$4,454.19	\$294.71	\$4,159.48
PELE Pennsylvania Electric	PELE - Trans Subs	ERIE WEST SWITCHING STATION	35300 - Station Equipment	Control Wiring	\$9,411.72	\$257.83	\$9,153.89
PELE Pennsylvania Electric	PELE - Trans Subs	ERIE WEST SWITCHING STATION	35300 - Station Equipment	Control Wiring	\$24,634.61	\$4,242.48	\$20,392.13
PELE Pennsylvania Electric	PELE - Trans Subs	ERIE WEST SWITCHING STATION	35300 - Station Equipment	Control Wiring	\$94,553.66	\$18,402.60	\$76,151.06
PELE Pennsylvania Electric	PELE - Trans Subs	ERIE WEST SWITCHING STATION	35300 - Station Equipment	Controls and Instrumentation	\$338.57	\$279.33	\$59.24
PELE Pennsylvania Electric	PELE - Trans Subs	ERIE WEST SWITCHING STATION	35300 - Station Equipment	Controls and Instrumentation	\$406.35	\$275.07	\$131.28
PELE Pennsylvania Electric	PELE - Trans Subs	ERIE WEST SWITCHING STATION	35300 - Station Equipment	Controls and Instrumentation	\$2,930.34	\$1,930.12	\$1,000.22
PELE Pennsylvania Electric	PELE - Trans Subs	ERIE WEST SWITCHING STATION	35300 - Station Equipment	Controls and Instrumentation	\$18,392.79	\$10,672.03	\$7,720.76
PELE Pennsylvania Electric	PELE - Trans Subs	ERIE WEST SWITCHING STATION	35300 - Station Equipment	Controls and Instrumentation	\$32,230.81	\$16,644.60	\$15,586.21
PELE Pennsylvania Electric	PELE - Trans Subs	ERIE WEST SWITCHING STATION	35300 - Station Equipment	Controls and Instrumentation	\$78,442.15	\$55,821.54	\$22,620.61
PELE Pennsylvania Electric	PELE - Trans Subs	ERIE WEST SWITCHING STATION	35300 - Station Equipment	Controls and Instrumentation	\$82,685.73	\$67,234.16	\$15,451.57
PELE Pennsylvania Electric	PELE - Trans Subs	ERIE WEST SWITCHING STATION	35300 - Station Equipment	Controls and Instrumentation	\$97,099.16	\$45,832.28	\$51,266.88
PELE Pennsylvania Electric	PELE - Trans Subs	ERIE WEST SWITCHING STATION	35300 - Station Equipment	Controls and Instrumentation	\$104,614.10	\$90,622.63	\$13,991.47
PELE Pennsylvania Electric	PELE - Trans Subs	ERIE WEST SWITCHING STATION	35300 - Station Equipment	Cooler, Chiller, Aftercooler	\$22,047.76	\$1,905.41	\$20,142.35
PELE Pennsylvania Electric	PELE - Trans Subs	ERIE WEST SWITCHING STATION	35300 - Station Equipment	Coupling Capacitor	\$84,652.11	\$3,934.33	\$80,717.78
PELE Pennsylvania Electric	PELE - Trans Subs	ERIE WEST SWITCHING STATION	35300 - Station Equipment	Disconnect Switch	\$90,742.69	\$4,217.40	\$86,525.29
PELE Pennsylvania Electric	PELE - Trans Subs	ERIE WEST SWITCHING STATION	35300 - Station Equipment	Equipment Enclosure	\$1,195.31	\$79.09	\$1,116.22
PELE Pennsylvania Electric	PELE - Trans Subs	ERIE WEST SWITCHING STATION	35300 - Station Equipment	Equipment Enclosure	\$4,065.28	\$188.94	\$3,876.34
PELE Pennsylvania Electric	PELE - Trans Subs	ERIE WEST SWITCHING STATION	35300 - Station Equipment	Foundation	\$13,075.92	\$2,251.88	\$10,824.04
PELE Pennsylvania Electric	PELE - Trans Subs	ERIE WEST SWITCHING STATION	35300 - Station Equipment	Foundation	\$268,331.41	\$52,224.29	\$216,107.12
PELE Pennsylvania Electric	PELE - Trans Subs	ERIE WEST SWITCHING STATION	35300 - Station Equipment	Foundation - Equipment	\$6,519.02	\$4,639.11	\$1,879.91
PELE Pennsylvania Electric	PELE - Trans Subs	ERIE WEST SWITCHING STATION	35300 - Station Equipment	Foundation - Equipment	\$11,171.02	\$9,083.48	\$2,087.54
PELE Pennsylvania Electric	PELE - Trans Subs	ERIE WEST SWITCHING STATION	35300 - Station Equipment	Foundation - Equipment	\$11,291.20	\$1,695.31	\$9,595.89
PELE Pennsylvania Electric	PELE - Trans Subs	ERIE WEST SWITCHING STATION	35300 - Station Equipment	Foundation - Equipment	\$15,288.50	\$13,243.76	\$2,044.74
PELE Pennsylvania Electric	PELE - Trans Subs	ERIE WEST SWITCHING STATION	35300 - Station Equipment	Foundation - Equipment	\$54,141.92	\$9,324.12	\$44,817.80
PELE Pennsylvania Electric	PELE - Trans Subs	ERIE WEST SWITCHING STATION	35300 - Station Equipment	Ground	\$1,163.40	\$174.68	\$988.72
PELE Pennsylvania Electric	PELE - Trans Subs	ERIE WEST SWITCHING STATION	35300 - Station Equipment	Grounding System, Station	\$7,467.59	\$1,453.39	\$6,014.20
PELE Pennsylvania Electric	PELE - Trans Subs	ERIE WEST SWITCHING STATION	35300 - Station Equipment	Grounding System, Station	\$14,251.53	\$11,588.33	\$2,663.20
PELE Pennsylvania Electric	PELE - Trans Subs	ERIE WEST SWITCHING STATION	35300 - Station Equipment	Grounding System, Station	\$17,685.86	\$12,585.74	\$5,100.12
PELE Pennsylvania Electric	PELE - Trans Subs	ERIE WEST SWITCHING STATION	35300 - Station Equipment	Grounding System, Station	\$20,336.85	\$3,502.34	\$16,834.51
PELE Pennsylvania Electric	PELE - Trans Subs	ERIE WEST SWITCHING STATION	35300 - Station Equipment	Grounding System, Station	\$43,916.97	\$20,729.47	\$23,187.50
PELE Pennsylvania Electric	PELE - Trans Subs	ERIE WEST SWITCHING STATION	35300 - Station Equipment	Grounding System, Station	\$45,337.67	\$39,274.04	\$6,063.63
PELE Pennsylvania Electric	PELE - Trans Subs	ERIE WEST SWITCHING STATION	35300 - Station Equipment	Insulator - transmission	\$2,496.46	\$116.02	\$2,380.44
PELE Pennsylvania Electric	PELE - Trans Subs	ERIE WEST SWITCHING STATION	35300 - Station Equipment	Insulator - transmission	\$7,488.17	\$495.46	\$6,992.71
PELE Pennsylvania Electric	PELE - Trans Subs	ERIE WEST SWITCHING STATION	35300 - Station Equipment	Line Tuning Assembly	\$214,030.73	\$5,863.27	\$208,167.46
PELE Pennsylvania Electric	PELE - Trans Subs	ERIE WEST SWITCHING STATION	35300 - Station Equipment	Line Wave Trap	\$7,703.63	\$1,326.69	\$6,376.94
PELE Pennsylvania Electric	PELE - Trans Subs	ERIE WEST SWITCHING STATION	35300 - Station Equipment	Line Wave Trap	\$24,675.89	\$8,227.63	\$16,448.26
PELE Pennsylvania Electric	PELE - Trans Subs	ERIE WEST SWITCHING STATION	35300 - Station Equipment	Line Wave Trap	\$48,854.28	\$9,508.31	\$39,345.97
PELE Pennsylvania Electric	PELE - Trans Subs	ERIE WEST SWITCHING STATION	35300 - Station Equipment	Line Wave Trap	\$54,307.93	\$8,154.03	\$46,153.90
PELE Pennsylvania Electric	PELE - Trans Subs	ERIE WEST SWITCHING STATION	35300 - Station Equipment	Minor Station Equipment	\$172.76	\$149.65	\$23.11

Company	Major Location	Asset Location	Utility Account	Asset Retirement Unit	Book Cost	Allocated Reserve	Net Book Value
PELE Pennsylvania Electric	PELE - Trans Subs	ERIE WEST SWITCHING STATION	35300 - Station Equipment	Minor Station Equipment	\$12,291.98	\$8,320.63	\$3,971.35
PELE Pennsylvania Electric	PELE - Trans Subs	ERIE WEST SWITCHING STATION	35300 - Station Equipment	Minor Station Equipment	\$25,458.32	\$9,084.08	\$16,374.24
PELE Pennsylvania Electric	PELE - Trans Subs	ERIE WEST SWITCHING STATION	35300 - Station Equipment	Misc Tools & Equipment	\$564.06	\$278.86	\$285.20
PELE Pennsylvania Electric	PELE - Trans Subs	ERIE WEST SWITCHING STATION	35300 - Station Equipment	Mobile Substation	\$934.25	\$759.67	\$174.58
PELE Pennsylvania Electric	PELE - Trans Subs	ERIE WEST SWITCHING STATION	35300 - Station Equipment	Non-Unitized	\$7,223.92	\$624.31	\$6,599.61
PELE Pennsylvania Electric	PELE - Trans Subs	ERIE WEST SWITCHING STATION	35300 - Station Equipment	Non-Unitized	\$7,705.38	\$69.05	\$7,636.33
PELE Pennsylvania Electric	PELE - Trans Subs	ERIE WEST SWITCHING STATION	35300 - Station Equipment	Non-Unitized	\$10,585.33	\$700.39	\$9,884.94
PELE Pennsylvania Electric	PELE - Trans Subs	ERIE WEST SWITCHING STATION	35300 - Station Equipment	Non-Unitized	\$27,170.87	\$744.33	\$26,426.54
PELE Pennsylvania Electric	PELE - Trans Subs	ERIE WEST SWITCHING STATION	35300 - Station Equipment	Office Furniture	\$17.68	\$16.94	\$0.74
PELE Pennsylvania Electric	PELE - Trans Subs	ERIE WEST SWITCHING STATION	35300 - Station Equipment	Office Furniture	\$25.50	\$24.44	\$1.06
PELE Pennsylvania Electric	PELE - Trans Subs	ERIE WEST SWITCHING STATION	35300 - Station Equipment	Office Furniture	\$154.73	\$148.24	\$6.49
PELE Pennsylvania Electric	PELE - Trans Subs	ERIE WEST SWITCHING STATION	35300 - Station Equipment	Office Furniture	\$322.82	\$279.65	\$43.17
PELE Pennsylvania Electric	PELE - Trans Subs	ERIE WEST SWITCHING STATION	35300 - Station Equipment	Pump	\$16,061.96	\$5,731.26	\$10,330.70
PELE Pennsylvania Electric	PELE - Trans Subs	ERIE WEST SWITCHING STATION	35300 - Station Equipment	Relaying Equipment	\$1,087.96	\$29.81	\$1,058.15
PELE Pennsylvania Electric	PELE - Trans Subs	ERIE WEST SWITCHING STATION	35300 - Station Equipment	Relaying Equipment	\$44,101.22	\$2,049.67	\$42,051.55
PELE Pennsylvania Electric	PELE - Trans Subs	ERIE WEST SWITCHING STATION	35300 - Station Equipment	Relaying Equipment	\$47,426.97	\$3,138.06	\$44,288.91
PELE Pennsylvania Electric	PELE - Trans Subs	ERIE WEST SWITCHING STATION	35300 - Station Equipment	Relaying Equipment	\$49,190.65	\$8,471.43	\$40,719.22
PELE Pennsylvania Electric	PELE - Trans Subs	ERIE WEST SWITCHING STATION	35300 - Station Equipment	Relaying Equipment	\$83,976.05	\$16,343.92	\$67,632.13
PELE Pennsylvania Electric	PELE - Trans Subs	ERIE WEST SWITCHING STATION	35300 - Station Equipment	Relays	\$30,586.03	\$4,592.32	\$25,993.71
PELE Pennsylvania Electric	PELE - Trans Subs	ERIE WEST SWITCHING STATION	35300 - Station Equipment	Relays	\$46,711.02	\$2,170.97	\$44,540.05
PELE Pennsylvania Electric	PELE - Trans Subs	ERIE WEST SWITCHING STATION	35300 - Station Equipment	Relays	\$66,518.40	\$12,946.22	\$53,572.18
PELE Pennsylvania Electric	PELE - Trans Subs	ERIE WEST SWITCHING STATION	35300 - Station Equipment	Relays	\$152,916.54	\$4,189.08	\$148,727.46
PELE Pennsylvania Electric	PELE - Trans Subs	ERIE WEST SWITCHING STATION	35300 - Station Equipment	Relays	\$192,009.56	\$33,067.19	\$158,942.37
PELE Pennsylvania Electric	PELE - Trans Subs	ERIE WEST SWITCHING STATION	35300 - Station Equipment	Revenue Metering Equipment	\$8,638.15	\$401.47	\$8,236.68
PELE Pennsylvania Electric	PELE - Trans Subs	ERIE WEST SWITCHING STATION	35300 - Station Equipment	Revenue Metering Equipment	\$32,383.06	\$4,159.83	\$28,223.23
PELE Pennsylvania Electric	PELE - Trans Subs	ERIE WEST SWITCHING STATION	35300 - Station Equipment	RTU - SCADA	\$14,082.19	\$2,425.18	\$11,657.01
PELE Pennsylvania Electric	PELE - Trans Subs	ERIE WEST SWITCHING STATION	35300 - Station Equipment	Structural Steel Support	\$8,785.82	\$1,319.14	\$7,466.68
PELE Pennsylvania Electric	PELE - Trans Subs	ERIE WEST SWITCHING STATION	35300 - Station Equipment	Structural Steel Support	\$38,683.54	\$6,661.94	\$32,021.60
PELE Pennsylvania Electric	PELE - Trans Subs	ERIE WEST SWITCHING STATION	35300 - Station Equipment	Structure	\$4,021.75	\$2,076.91	\$1,944.84
PELE Pennsylvania Electric	PELE - Trans Subs	ERIE WEST SWITCHING STATION	35300 - Station Equipment	Structure	\$25,599.82	\$1,693.84	\$23,905.98
PELE Pennsylvania Electric	PELE - Trans Subs	ERIE WEST SWITCHING STATION	35300 - Station Equipment	Structure	\$41,818.43	\$29,759.12	\$12,059.31
PELE Pennsylvania Electric	PELE - Trans Subs	ERIE WEST SWITCHING STATION	35300 - Station Equipment	Structure	\$170,706.22	\$147,875.34	\$22,830.88
PELE Pennsylvania Electric	PELE - Trans Subs	ERIE WEST SWITCHING STATION	35300 - Station Equipment	Structure	\$254,197.17	\$206,695.06	\$47,502.11
PELE Pennsylvania Electric	PELE - Trans Subs	ERIE WEST SWITCHING STATION	35300 - Station Equipment	Structure	\$310,228.20	\$14,418.30	\$295,809.90
PELE Pennsylvania Electric	PELE - Trans Subs	ERIE WEST SWITCHING STATION	35300 - Station Equipment	Switch	\$10,485.65	\$487.33	\$9,998.32
PELE Pennsylvania Electric	PELE - Trans Subs	ERIE WEST SWITCHING STATION	35300 - Station Equipment	Switch	\$13,040.05	\$116.86	\$12,923.19
PELE Pennsylvania Electric	PELE - Trans Subs	ERIE WEST SWITCHING STATION	35300 - Station Equipment	Switch	\$20,114.79	\$14,314.22	\$5,800.57
PELE Pennsylvania Electric	PELE - Trans Subs	ERIE WEST SWITCHING STATION	35300 - Station Equipment	Switch	\$29,993.46	\$25,982.02	\$4,011.44
PELE Pennsylvania Electric	PELE - Trans Subs	ERIE WEST SWITCHING STATION	35300 - Station Equipment	Switch	\$77,615.09	\$63,111.07	\$14,504.02
PELE Pennsylvania Electric	PELE - Trans Subs	ERIE WEST SWITCHING STATION	35300 - Station Equipment	Switch	\$88,885.05	\$15,307.46	\$73,577.59
PELE Pennsylvania Electric	PELE - Trans Subs	ERIE WEST SWITCHING STATION	35300 - Station Equipment	Switch	\$168,124.25	\$32,721.36	\$135,402.89
PELE Pennsylvania Electric	PELE - Trans Subs	ERIE WEST SWITCHING STATION	35300 - Station Equipment	Switch	\$199,835.98	\$103,199.06	\$96,636.92
PELE Pennsylvania Electric	PELE - Trans Subs	ERIE WEST SWITCHING STATION	35300 - Station Equipment	Transformer, Instrument	\$12,583.27	\$8,954.59	\$3,628.68
PELE Pennsylvania Electric	PELE - Trans Subs	ERIE WEST SWITCHING STATION	35300 - Station Equipment	Transformer, Instrument	\$36,974.28	\$30,064.85	\$6,909.43
PELE Pennsylvania Electric	PELE - Trans Subs	ERIE WEST SWITCHING STATION	35300 - Station Equipment	Transformer, Instrument	\$67,797.91	\$45,893.42	\$21,904.49
PELE Pennsylvania Electric	PELE - Trans Subs	ERIE WEST SWITCHING STATION	35300 - Station Equipment	Transformer, Potential : Each	\$1,886,698.15	\$283,277.02	\$1,603,421.13
PELE Pennsylvania Electric	PELE - Trans Subs	ERIE WEST SWITCHING STATION	35300 - Station Equipment	Transformer, Power	\$7,007.71	\$6,070.47	\$937.24
PELE Pennsylvania Electric	PELE - Trans Subs	ERIE WEST SWITCHING STATION	35300 - Station Equipment	Transformer, Power	\$238,594.14	\$169,790.00	\$68,804.14
PELE Pennsylvania Electric	PELE - Trans Subs	ERIE WEST SWITCHING STATION	35300 - Station Equipment	Transformer, Power	\$499,795.50	\$406,398.15	\$93,397.35
PELE Pennsylvania Electric	PELE - Trans Subs	ERIE WEST SWITCHING STATION	35300 - Station Equipment	Transformer, Power	\$1,603,965.66	\$312,173.50	\$1,291,792.16
PELE Pennsylvania Electric	PELE - Trans Subs	ERIE WEST SWITCHING STATION	35300 - Station Equipment	Transformer, Station Service : Each	\$10,850.38	\$717.93	\$10,132.45
PELE Pennsylvania Electric	PELE - Trans Subs	ERIE WEST SWITCHING STATION	35300 - Station Equipment	VT 5KV - 15KV	\$27,292.13	\$5,931.26	\$21,360.87
PELE Pennsylvania Electric	PELE - Trans Subs	ERIE WEST SWITCHING STATION	35300 - Station Equipment	Windings	\$199,264.23	\$5,458.75	\$193,805.48
PELE Pennsylvania Electric	PELE - Trans Subs	ERIE WEST SWITCHING STATION	35300 - Station Equipment	Wiring	\$122.51	\$63.26	\$59.25

Company	Major Location	Asset Location	Utility Account	Asset Retirement Unit	Book Cost	Allocated Reserve	Net Book Value
PELE Pennsylvania Electric	PELE - Trans Subs	ERIE WEST SWITCHING STATION	35300 - Station Equipment	Wiring	\$4,543.20	\$782.41	\$3,760.79
PELE Pennsylvania Electric	PELE - Trans Subs	ERIE WEST SWITCHING STATION	35300 - Station Equipment	Wiring	\$6,760.55	\$1,469.23	\$5,291.32
PELE Pennsylvania Electric	PELE - Trans Subs	ERIE WEST SWITCHING STATION	35300 - Station Equipment	Wiring	\$27,455.09	\$1,816.60	\$25,638.49
PELE Pennsylvania Electric	PELE - Trans Subs	ERIE WEST SWITCHING STATION	35300 - Station Equipment	Wiring	\$33,383.07	\$27,144.74	\$6,238.33
PELE Pennsylvania Electric	PELE - Trans Subs	ERIE WEST SWITCHING STATION	35300 - Station Equipment	Wiring	\$60,145.18	\$42,800.92	\$17,344.26
PELE Pennsylvania Electric	PELE - Trans Subs	ERIE WEST SWITCHING STATION	35300 - Station Equipment	Wiring	\$71,077.13	\$61,571.01	\$9,506.12
PELE Pennsylvania Electric	PELE - Trans Subs	ERIE WEST SWITCHING STATION	35300 - Station Equipment	Wiring	\$75,362.88	\$3,502.60	\$71,860.28
		ERIE WEST SWITCHING STATION Total			\$13,402,443.11	\$3,702,879.32	\$9,699,563.79
PELE Pennsylvania Electric	PELE - Dist Subs	FAIRVIEW EAST SUB	35300 - Station Equipment	Non-Unitized	\$1,009.38	\$87.23	\$922.15
PELE Pennsylvania Electric	PELE - Dist Subs	FAIRVIEW EAST SUB	35300 - Station Equipment	Non-Unitized	\$47,737.12	\$3,158.59	\$44,578.53
		FAIRVIEW EAST SUB Total			\$48,746.50	\$3,245.82	\$45,500.68
PELE Pennsylvania Electric	PELE - Dist Subs	FAIRVIEW SUB ALTOONA	35300 - Station Equipment	Non-Unitized	(\$4,805.78)	(\$515.18)	(\$4,290.60)
PELE Pennsylvania Electric	PELE - Dist Subs	FAIRVIEW SUB ALTOONA	35300 - Station Equipment	Non-Unitized	\$429.16	\$28.40	\$400.76
PELE Pennsylvania Electric	PELE - Dist Subs	FAIRVIEW SUB ALTOONA	35300 - Station Equipment	Non-Unitized	\$4,805.78	\$415.33	\$4,390.45
		FAIRVIEW SUB ALTOONA Total			\$429.16	(\$71.46)	\$500.62
PELE Pennsylvania Electric	PELE - Dist Subs	FARMERS VALLEY 115 KV SUB	35300 - Station Equipment	Circuit Breaker	\$50,002.06	\$7,239.02	\$42,763.04
PELE Pennsylvania Electric	PELE - Dist Subs	FARMERS VALLEY 115 KV SUB	35300 - Station Equipment	Conduit	\$1,226.18	\$177.52	\$1,048.66
PELE Pennsylvania Electric	PELE - Dist Subs	FARMERS VALLEY 115 KV SUB	35300 - Station Equipment	Control Wiring	\$50,008.79	\$7,239.99	\$42,768.80
PELE Pennsylvania Electric	PELE - Dist Subs	FARMERS VALLEY 115 KV SUB	35300 - Station Equipment	Disconnect Switch	\$42,151.90	\$9,632.85	\$32,519.05
PELE Pennsylvania Electric	PELE - Dist Subs	FARMERS VALLEY 115 KV SUB	35300 - Station Equipment	Fuse Equipment	\$16,480.46	\$3,417.04	\$13,063.42
PELE Pennsylvania Electric	PELE - Dist Subs	FARMERS VALLEY 115 KV SUB	35300 - Station Equipment	Relays	\$50,860.61	\$7,363.32	\$43,497.29
PELE Pennsylvania Electric	PELE - Dist Subs	FARMERS VALLEY 115 KV SUB	35300 - Station Equipment	Transformer, Potential : Each	\$71,456.28	\$20,909.88	\$50,546.40
		FARMERS VALLEY 115 KV SUB Total			\$282,186.28	\$55,979.62	\$226,206.66
PELE Pennsylvania Electric	PELE SUBTRANS SUBS	FLORENCE 115/46 KV SUB	35300 - Station Equipment	Arrester, Lightning & Surge Protect	\$1,313.44	\$1,047.21	\$266.23
PELE Pennsylvania Electric	PELE SUBTRANS SUBS	FLORENCE 115/46 KV SUB	35300 - Station Equipment	Arrester, Lightning & Surge Protect	\$7,781.12	\$656.80	\$7,124.32
PELE Pennsylvania Electric	PELE SUBTRANS SUBS	FLORENCE 115/46 KV SUB	35300 - Station Equipment	Arrester, Lightning & Surge Protect	\$9,905.58	\$1,032.47	\$8,873.11
PELE Pennsylvania Electric	PELE SUBTRANS SUBS	FLORENCE 115/46 KV SUB	35300 - Station Equipment	Arrester, Lightning & Surge Protect	\$20,988.89	\$17,210.69	\$3,778.20
PELE Pennsylvania Electric	PELE SUBTRANS SUBS	FLORENCE 115/46 KV SUB	35300 - Station Equipment	Battery System	\$862.17	\$706.97	\$155.20
PELE Pennsylvania Electric	PELE SUBTRANS SUBS	FLORENCE 115/46 KV SUB	35300 - Station Equipment	Battery System	\$3,683.19	\$2,136.71	\$1,546.48
PELE Pennsylvania Electric	PELE SUBTRANS SUBS	FLORENCE 115/46 KV SUB	35300 - Station Equipment	Carrier Equipment System	\$11,358.97	\$9,314.25	\$2,044.72
PELE Pennsylvania Electric	PELE SUBTRANS SUBS	FLORENCE 115/46 KV SUB	35300 - Station Equipment	Carrier Equipment System	\$12,689.86	\$5,860.84	\$6,829.02
PELE Pennsylvania Electric	PELE SUBTRANS SUBS	FLORENCE 115/46 KV SUB	35300 - Station Equipment	Circuit Breaker	\$71,948.25	\$58,996.88	\$12,951.37
PELE Pennsylvania Electric	PELE SUBTRANS SUBS	FLORENCE 115/46 KV SUB	35300 - Station Equipment	Conduit/Duct System	\$431.05	\$343.68	\$87.37
PELE Pennsylvania Electric	PELE SUBTRANS SUBS	FLORENCE 115/46 KV SUB	35300 - Station Equipment	Conduit/Duct System	\$8,741.50	\$7,167.95	\$1,573.55
PELE Pennsylvania Electric	PELE SUBTRANS SUBS	FLORENCE 115/46 KV SUB	35300 - Station Equipment	Controls and Instrumentation	\$3,538.64	\$2,306.41	\$1,232.23
PELE Pennsylvania Electric	PELE SUBTRANS SUBS	FLORENCE 115/46 KV SUB	35300 - Station Equipment	Controls and Instrumentation	\$5,442.94	\$4,339.63	\$1,103.31
PELE Pennsylvania Electric	PELE SUBTRANS SUBS	FLORENCE 115/46 KV SUB	35300 - Station Equipment	Controls and Instrumentation	\$11,773.23	\$8,431.62	\$3,341.61
PELE Pennsylvania Electric	PELE SUBTRANS SUBS	FLORENCE 115/46 KV SUB	35300 - Station Equipment	Controls and Instrumentation	\$57,296.00	\$46,982.17	\$10,313.83
PELE Pennsylvania Electric	PELE SUBTRANS SUBS	FLORENCE 115/46 KV SUB	35300 - Station Equipment	Equipment Protective Lighting & Pow	\$12.18	\$9.71	\$2.47
PELE Pennsylvania Electric	PELE SUBTRANS SUBS	FLORENCE 115/46 KV SUB	35300 - Station Equipment	Equipment Spill and Leakage System	\$584.77	\$479.50	\$105.27
PELE Pennsylvania Electric	PELE SUBTRANS SUBS	FLORENCE 115/46 KV SUB	35300 - Station Equipment	Foundation - Equipment	\$1,157.65	\$922.99	\$234.66
PELE Pennsylvania Electric	PELE SUBTRANS SUBS	FLORENCE 115/46 KV SUB	35300 - Station Equipment	Foundation - Equipment	\$8,438.78	\$6,919.72	\$1,519.06
PELE Pennsylvania Electric	PELE SUBTRANS SUBS	FLORENCE 115/46 KV SUB	35300 - Station Equipment	Grounding System, Station	\$86.86	\$69.25	\$17.61
PELE Pennsylvania Electric	PELE SUBTRANS SUBS	FLORENCE 115/46 KV SUB	35300 - Station Equipment	Grounding System, Station	\$16,390.57	\$13,440.11	\$2,950.46
PELE Pennsylvania Electric	PELE SUBTRANS SUBS	FLORENCE 115/46 KV SUB	35300 - Station Equipment	JCPL - Communication Equipment	\$4,445.14	\$1,205.54	\$3,239.60
PELE Pennsylvania Electric	PELE SUBTRANS SUBS	FLORENCE 115/46 KV SUB	35300 - Station Equipment	Minor Station Equipment	\$110.12	\$87.80	\$22.32
PELE Pennsylvania Electric	PELE SUBTRANS SUBS	FLORENCE 115/46 KV SUB	35300 - Station Equipment	Minor Station Equipment	\$150.21	\$123.17	\$27.04
PELE Pennsylvania Electric	PELE SUBTRANS SUBS	FLORENCE 115/46 KV SUB	35300 - Station Equipment	Minor Station Equipment	\$46,817.37	\$12,697.08	\$34,120.29
PELE Pennsylvania Electric	PELE SUBTRANS SUBS	FLORENCE 115/46 KV SUB	35300 - Station Equipment	Non-Unitized	(\$0.58)	(\$0.03)	(\$0.55)
PELE Pennsylvania Electric	PELE SUBTRANS SUBS	FLORENCE 115/46 KV SUB	35300 - Station Equipment	Non-Unitized	\$2.71	\$0.03	\$2.68
PELE Pennsylvania Electric	PELE SUBTRANS SUBS	FLORENCE 115/46 KV SUB	35300 - Station Equipment	Non-Unitized	\$937.83	\$25.69	\$912.14
PELE Pennsylvania Electric	PELE SUBTRANS SUBS	FLORENCE 115/46 KV SUB	35300 - Station Equipment	Non-Unitized	\$1,470.51	\$97.30	\$1,373.21
PELE Pennsylvania Electric	PELE SUBTRANS SUBS	FLORENCE 115/46 KV SUB	35300 - Station Equipment	Non-Unitized	\$6,445.18	\$557.01	\$5,888.17
PELE Pennsylvania Electric	PELE SUBTRANS SUBS	FLORENCE 115/46 KV SUB	35300 - Station Equipment	Office Furniture	\$181.84	\$149.11	\$32.73

Company	Major Location	Asset Location	Utility Account	Asset Retirement Unit	Book Cost	Allocated Reserve	Net Book Value
PELE Pennsylvania Electric	PELE SUBTRANS SUBS	FLORENCE 115/46 KV SUB	35300 - Station Equipment	Office Furniture	\$201.95	\$182.11	\$19.84
PELE Pennsylvania Electric	PELE SUBTRANS SUBS	FLORENCE 115/46 KV SUB	35300 - Station Equipment	RTU - SCADA	\$81,040.14	\$5,262.40	\$75,777.74
PELE Pennsylvania Electric	PELE SUBTRANS SUBS	FLORENCE 115/46 KV SUB	35300 - Station Equipment	Structure	\$1,307.54	\$1,042.50	\$265.04
PELE Pennsylvania Electric	PELE SUBTRANS SUBS	FLORENCE 115/46 KV SUB	35300 - Station Equipment	Structure	\$61,745.10	\$50,630.40	\$11,114.70
PELE Pennsylvania Electric	PELE SUBTRANS SUBS	FLORENCE 115/46 KV SUB	35300 - Station Equipment	Switch	\$4,768.18	\$3,801.65	\$966.53
PELE Pennsylvania Electric	PELE SUBTRANS SUBS	FLORENCE 115/46 KV SUB	35300 - Station Equipment	Switch	\$52,562.55	\$43,100.79	\$9,461.76
PELE Pennsylvania Electric	PELE SUBTRANS SUBS	FLORENCE 115/46 KV SUB	35300 - Station Equipment	Transformer, Instrument	\$6,572.54	\$5,240.26	\$1,332.28
PELE Pennsylvania Electric	PELE SUBTRANS SUBS	FLORENCE 115/46 KV SUB	35300 - Station Equipment	Transformer, Instrument	\$26,932.43	\$22,084.33	\$4,848.10
PELE Pennsylvania Electric	PELE SUBTRANS SUBS	FLORENCE 115/46 KV SUB	35300 - Station Equipment	Transformer, Power	\$95,594.83	\$78,386.85	\$17,207.98
PELE Pennsylvania Electric	PELE SUBTRANS SUBS	FLORENCE 115/46 KV SUB	35300 - Station Equipment	Wiring	\$318.52	\$147.11	\$171.41
PELE Pennsylvania Electric	PELE SUBTRANS SUBS	FLORENCE 115/46 KV SUB	35300 - Station Equipment	Wiring	\$981.30	\$782.38	\$198.92
PELE Pennsylvania Electric	PELE SUBTRANS SUBS	FLORENCE 115/46 KV SUB	35300 - Station Equipment	Wiring	\$32,779.88	\$26,879.19	\$5,900.69
FLORENCE 115/46 KV SUB Total					\$679,790.93	\$440,858.24	\$238,932.69
PELE Pennsylvania Electric	PELE - Trans Subs	FOREST TRANSMISSION SUB	35300 - Station Equipment	Arrester, Lightning & Surge Protect	\$8,279.49	\$6,732.30	\$1,547.19
PELE Pennsylvania Electric	PELE - Trans Subs	FOREST TRANSMISSION SUB	35300 - Station Equipment	Arrester, Lightning & Surge Protect	\$9,351.37	\$8,692.86	\$658.51
PELE Pennsylvania Electric	PELE - Trans Subs	FOREST TRANSMISSION SUB	35300 - Station Equipment	Arrester, Lightning & Surge Protect	\$10,139.41	\$4,324.27	\$5,815.14
PELE Pennsylvania Electric	PELE - Trans Subs	FOREST TRANSMISSION SUB	35300 - Station Equipment	Battery System	\$49.85	\$44.76	\$5.09
PELE Pennsylvania Electric	PELE - Trans Subs	FOREST TRANSMISSION SUB	35300 - Station Equipment	Battery System	\$2,065.98	\$1,240.85	\$825.13
PELE Pennsylvania Electric	PELE - Trans Subs	FOREST TRANSMISSION SUB	35300 - Station Equipment	Battery System	\$5,277.30	\$1,883.06	\$3,394.24
PELE Pennsylvania Electric	PELE - Trans Subs	FOREST TRANSMISSION SUB	35300 - Station Equipment	Cabinets/Panels/Consoles	\$201,792.06	\$13,351.82	\$188,440.24
PELE Pennsylvania Electric	PELE - Trans Subs	FOREST TRANSMISSION SUB	35300 - Station Equipment	Capacitor Bank	\$177.74	\$166.48	\$11.26
PELE Pennsylvania Electric	PELE - Trans Subs	FOREST TRANSMISSION SUB	35300 - Station Equipment	Capacitor Bank	\$380.31	\$353.53	\$26.78
PELE Pennsylvania Electric	PELE - Trans Subs	FOREST TRANSMISSION SUB	35300 - Station Equipment	Capacitor Bank	\$1,959.59	\$1,714.70	\$244.89
PELE Pennsylvania Electric	PELE - Trans Subs	FOREST TRANSMISSION SUB	35300 - Station Equipment	Carrier Equipment System	\$379.97	\$270.40	\$109.57
PELE Pennsylvania Electric	PELE - Trans Subs	FOREST TRANSMISSION SUB	35300 - Station Equipment	Carrier Equipment System	\$4,194.24	\$3,898.89	\$295.35
PELE Pennsylvania Electric	PELE - Trans Subs	FOREST TRANSMISSION SUB	35300 - Station Equipment	Carrier Equipment System	\$4,734.50	\$4,434.69	\$299.81
PELE Pennsylvania Electric	PELE - Trans Subs	FOREST TRANSMISSION SUB	35300 - Station Equipment	Carrier Equipment System	\$7,702.48	\$6,739.88	\$962.60
PELE Pennsylvania Electric	PELE - Trans Subs	FOREST TRANSMISSION SUB	35300 - Station Equipment	Carrier Equipment System	\$21,133.37	\$13,113.10	\$8,020.27
PELE Pennsylvania Electric	PELE - Trans Subs	FOREST TRANSMISSION SUB	35300 - Station Equipment	Circuit Breaker	\$8,924.52	\$6,350.93	\$2,573.59
PELE Pennsylvania Electric	PELE - Trans Subs	FOREST TRANSMISSION SUB	35300 - Station Equipment	Circuit Breaker	\$33,021.73	\$30,930.62	\$2,091.11
PELE Pennsylvania Electric	PELE - Trans Subs	FOREST TRANSMISSION SUB	35300 - Station Equipment	Circuit Breaker	\$63,399.63	\$58,935.08	\$4,464.55
PELE Pennsylvania Electric	PELE - Trans Subs	FOREST TRANSMISSION SUB	35300 - Station Equipment	Circuit Breaker	\$77,197.94	\$67,550.22	\$9,647.72
PELE Pennsylvania Electric	PELE - Trans Subs	FOREST TRANSMISSION SUB	35300 - Station Equipment	Conduit	\$2,796.80	\$185.06	\$2,611.74
PELE Pennsylvania Electric	PELE - Trans Subs	FOREST TRANSMISSION SUB	35300 - Station Equipment	Conduit/Duct System	\$74.74	\$64.04	\$10.70
PELE Pennsylvania Electric	PELE - Trans Subs	FOREST TRANSMISSION SUB	35300 - Station Equipment	Conduit/Duct System	\$75.82	\$47.05	\$28.77
PELE Pennsylvania Electric	PELE - Trans Subs	FOREST TRANSMISSION SUB	35300 - Station Equipment	Conduit/Duct System	\$398.88	\$283.86	\$115.02
PELE Pennsylvania Electric	PELE - Trans Subs	FOREST TRANSMISSION SUB	35300 - Station Equipment	Conduit/Duct System	\$930.79	\$871.85	\$58.94
PELE Pennsylvania Electric	PELE - Trans Subs	FOREST TRANSMISSION SUB	35300 - Station Equipment	Conduit/Duct System	\$1,404.43	\$1,228.92	\$175.51
PELE Pennsylvania Electric	PELE - Trans Subs	FOREST TRANSMISSION SUB	35300 - Station Equipment	Conduit/Duct System	\$2,982.76	\$2,772.71	\$210.05
PELE Pennsylvania Electric	PELE - Trans Subs	FOREST TRANSMISSION SUB	35300 - Station Equipment	Controls and Instrumentation	\$20.00	\$18.79	\$1.21
PELE Pennsylvania Electric	PELE - Trans Subs	FOREST TRANSMISSION SUB	35300 - Station Equipment	Controls and Instrumentation	\$71.13	\$59.49	\$11.64
PELE Pennsylvania Electric	PELE - Trans Subs	FOREST TRANSMISSION SUB	35300 - Station Equipment	Controls and Instrumentation	\$82.59	\$70.77	\$11.82
PELE Pennsylvania Electric	PELE - Trans Subs	FOREST TRANSMISSION SUB	35300 - Station Equipment	Controls and Instrumentation	\$1,619.86	\$1,096.50	\$523.36
PELE Pennsylvania Electric	PELE - Trans Subs	FOREST TRANSMISSION SUB	35300 - Station Equipment	Controls and Instrumentation	\$3,116.45	\$2,897.00	\$219.45
PELE Pennsylvania Electric	PELE - Trans Subs	FOREST TRANSMISSION SUB	35300 - Station Equipment	Controls and Instrumentation	\$3,907.79	\$3,419.41	\$488.38
PELE Pennsylvania Electric	PELE - Trans Subs	FOREST TRANSMISSION SUB	35300 - Station Equipment	Controls and Instrumentation	\$10,967.06	\$7,017.32	\$3,949.74
PELE Pennsylvania Electric	PELE - Trans Subs	FOREST TRANSMISSION SUB	35300 - Station Equipment	Controls and Instrumentation	\$30,770.28	\$28,821.74	\$1,948.54
PELE Pennsylvania Electric	PELE - Trans Subs	FOREST TRANSMISSION SUB	35300 - Station Equipment	Controls and Instrumentation	\$31,560.27	\$22,459.14	\$9,101.13
PELE Pennsylvania Electric	PELE - Trans Subs	FOREST TRANSMISSION SUB	35300 - Station Equipment	Controls and Instrumentation	\$49,628.20	\$30,793.94	\$18,834.26
PELE Pennsylvania Electric	PELE - Trans Subs	FOREST TRANSMISSION SUB	35300 - Station Equipment	Foundation - Equipment	\$761.68	\$713.45	\$48.23
PELE Pennsylvania Electric	PELE - Trans Subs	FOREST TRANSMISSION SUB	35300 - Station Equipment	Foundation - Equipment	\$4,098.63	\$3,586.41	\$512.22
PELE Pennsylvania Electric	PELE - Trans Subs	FOREST TRANSMISSION SUB	35300 - Station Equipment	Foundation - Equipment	\$4,464.77	\$4,150.36	\$314.41
PELE Pennsylvania Electric	PELE - Trans Subs	FOREST TRANSMISSION SUB	35300 - Station Equipment	Grounding System, Station	\$866.37	\$758.10	\$108.27
PELE Pennsylvania Electric	PELE - Trans Subs	FOREST TRANSMISSION SUB	35300 - Station Equipment	Grounding System, Station	\$946.80	\$886.85	\$59.95

Company	Major Location	Asset Location	Utility Account	Asset Retirement Unit	Book Cost	Allocated Reserve	Net Book Value
PELE Pennsylvania Electric	PELE - Trans Subs	FOREST TRANSMISSION SUB	35300 - Station Equipment	Grounding System, Station	\$1,074.49	\$998.83	\$75.66
PELE Pennsylvania Electric	PELE - Trans Subs	FOREST TRANSMISSION SUB	35300 - Station Equipment	Line Tuning Assembly	\$17,653.28	\$1,168.05	\$16,485.23
PELE Pennsylvania Electric	PELE - Trans Subs	FOREST TRANSMISSION SUB	35300 - Station Equipment	Minor Station Equipment	\$202.69	\$189.86	\$12.83
PELE Pennsylvania Electric	PELE - Trans Subs	FOREST TRANSMISSION SUB	35300 - Station Equipment	Non-Unitized	(\$4,338.26)	(\$287.05)	(\$4,051.21)
PELE Pennsylvania Electric	PELE - Trans Subs	FOREST TRANSMISSION SUB	35300 - Station Equipment	Non-Unitized	(\$0.58)	(\$0.03)	(\$0.55)
PELE Pennsylvania Electric	PELE - Trans Subs	FOREST TRANSMISSION SUB	35300 - Station Equipment	Non-Unitized	\$937.83	\$25.69	\$912.14
PELE Pennsylvania Electric	PELE - Trans Subs	FOREST TRANSMISSION SUB	35300 - Station Equipment	Non-Unitized	\$50,371.57	\$451.39	\$49,920.18
PELE Pennsylvania Electric	PELE - Trans Subs	FOREST TRANSMISSION SUB	35300 - Station Equipment	Office Furniture	\$4.48	\$4.28	\$0.20
PELE Pennsylvania Electric	PELE - Trans Subs	FOREST TRANSMISSION SUB	35300 - Station Equipment	Office Furniture	\$19.35	\$18.54	\$0.81
PELE Pennsylvania Electric	PELE - Trans Subs	FOREST TRANSMISSION SUB	35300 - Station Equipment	Office Furniture	\$42.99	\$41.19	\$1.80
PELE Pennsylvania Electric	PELE - Trans Subs	FOREST TRANSMISSION SUB	35300 - Station Equipment	Office Furniture	\$66.08	\$61.42	\$4.66
PELE Pennsylvania Electric	PELE - Trans Subs	FOREST TRANSMISSION SUB	35300 - Station Equipment	Office Furniture	\$71.37	\$66.61	\$4.76
PELE Pennsylvania Electric	PELE - Trans Subs	FOREST TRANSMISSION SUB	35300 - Station Equipment	Office Furniture	\$218.17	\$198.61	\$19.56
PELE Pennsylvania Electric	PELE - Trans Subs	FOREST TRANSMISSION SUB	35300 - Station Equipment	Relays	\$71,457.31	\$4,728.06	\$66,729.25
PELE Pennsylvania Electric	PELE - Trans Subs	FOREST TRANSMISSION SUB	35300 - Station Equipment	RTU - SCADA	\$81,040.14	\$5,362.12	\$75,678.02
PELE Pennsylvania Electric	PELE - Trans Subs	FOREST TRANSMISSION SUB	35300 - Station Equipment	Structure	\$574.14	\$271.00	\$303.14
PELE Pennsylvania Electric	PELE - Trans Subs	FOREST TRANSMISSION SUB	35300 - Station Equipment	Structure	\$15,470.09	\$13,536.74	\$1,933.35
PELE Pennsylvania Electric	PELE - Trans Subs	FOREST TRANSMISSION SUB	35300 - Station Equipment	Structure	\$18,790.92	\$17,600.98	\$1,189.94
PELE Pennsylvania Electric	PELE - Trans Subs	FOREST TRANSMISSION SUB	35300 - Station Equipment	Structure	\$30,352.32	\$28,214.94	\$2,137.38
PELE Pennsylvania Electric	PELE - Trans Subs	FOREST TRANSMISSION SUB	35300 - Station Equipment	Switch	\$24.64	\$20.04	\$4.60
PELE Pennsylvania Electric	PELE - Trans Subs	FOREST TRANSMISSION SUB	35300 - Station Equipment	Switch	\$116.86	\$100.13	\$16.73
PELE Pennsylvania Electric	PELE - Trans Subs	FOREST TRANSMISSION SUB	35300 - Station Equipment	Switch	\$906.57	\$793.27	\$113.30
PELE Pennsylvania Electric	PELE - Trans Subs	FOREST TRANSMISSION SUB	35300 - Station Equipment	Switch	\$17,819.82	\$16,691.37	\$1,128.45
PELE Pennsylvania Electric	PELE - Trans Subs	FOREST TRANSMISSION SUB	35300 - Station Equipment	Switch	\$35,203.60	\$32,724.59	\$2,479.01
PELE Pennsylvania Electric	PELE - Trans Subs	FOREST TRANSMISSION SUB	35300 - Station Equipment	Transformer, Instrument	\$2,903.98	\$2,017.03	\$886.95
PELE Pennsylvania Electric	PELE - Trans Subs	FOREST TRANSMISSION SUB	35300 - Station Equipment	Transformer, Instrument	\$7,962.11	\$4,940.43	\$3,021.68
PELE Pennsylvania Electric	PELE - Trans Subs	FOREST TRANSMISSION SUB	35300 - Station Equipment	Transformer, Instrument	\$8,441.99	\$8,051.74	\$390.25
PELE Pennsylvania Electric	PELE - Trans Subs	FOREST TRANSMISSION SUB	35300 - Station Equipment	Transformer, Instrument	\$34,330.63	\$16,204.57	\$18,126.06
PELE Pennsylvania Electric	PELE - Trans Subs	FOREST TRANSMISSION SUB	35300 - Station Equipment	Transformer, Power	\$382.80	\$355.84	\$26.96
PELE Pennsylvania Electric	PELE - Trans Subs	FOREST TRANSMISSION SUB	35300 - Station Equipment	Transformer, Power	\$4,178.89	\$3,867.32	\$311.57
PELE Pennsylvania Electric	PELE - Trans Subs	FOREST TRANSMISSION SUB	35300 - Station Equipment	Transformer, Power	\$39,369.95	\$17,691.67	\$21,678.28
PELE Pennsylvania Electric	PELE - Trans Subs	FOREST TRANSMISSION SUB	35300 - Station Equipment	Transformer, Power	\$89,233.31	\$38,056.32	\$51,176.99
PELE Pennsylvania Electric	PELE - Trans Subs	FOREST TRANSMISSION SUB	35300 - Station Equipment	Transformer, Power	\$486,387.31	\$455,586.60	\$30,800.71
PELE Pennsylvania Electric	PELE - Trans Subs	FOREST TRANSMISSION SUB	35300 - Station Equipment	Wiring	\$30.33	\$28.41	\$1.92
PELE Pennsylvania Electric	PELE - Trans Subs	FOREST TRANSMISSION SUB	35300 - Station Equipment	Wiring	\$1,241.89	\$641.34	\$600.55
PELE Pennsylvania Electric	PELE - Trans Subs	FOREST TRANSMISSION SUB	35300 - Station Equipment	Wiring	\$2,877.41	\$2,517.81	\$359.60
PELE Pennsylvania Electric	PELE - Trans Subs	FOREST TRANSMISSION SUB	35300 - Station Equipment	Wiring	\$13,869.03	\$12,892.38	\$976.65
PELE Pennsylvania Electric	PELE - Trans Subs	FOREST TRANSMISSION SUB	35300 - Station Equipment	Wiring	\$62,754.31	\$4,152.22	\$58,602.09
PELE Pennsylvania Electric	PELE - Trans Subs	FOREST TRANSMISSION SUB	35300 - Station Equipment	Wood Pole	\$2,788.72	\$2,612.12	\$176.60
PELE Pennsylvania Electric	PELE - Trans Subs	FOREST TRANSMISSION SUB	35300 - Station Equipment	Wood Pole	\$6,088.66	\$5,327.73	\$760.93
		FOREST TRANSMISSION SUB Total			\$1,712,628.77	\$1,040,855.33	\$671,773.44
PELE Pennsylvania Electric	PELE - Trans Subs	FOUR MILE JUNCTION SWITCHING STATION	35300 - Station Equipment	Battery System	\$166.57	\$144.30	\$22.27
PELE Pennsylvania Electric	PELE - Trans Subs	FOUR MILE JUNCTION SWITCHING STATION	35300 - Station Equipment	Carrier Equipment System	\$3,580.82	\$3,259.80	\$321.02
PELE Pennsylvania Electric	PELE - Trans Subs	FOUR MILE JUNCTION SWITCHING STATION	35300 - Station Equipment	Conduit/Duct System	\$26.85	\$24.59	\$2.26
PELE Pennsylvania Electric	PELE - Trans Subs	FOUR MILE JUNCTION SWITCHING STATION	35300 - Station Equipment	Conduit/Duct System	\$1,211.97	\$1,116.07	\$95.90
PELE Pennsylvania Electric	PELE - Trans Subs	FOUR MILE JUNCTION SWITCHING STATION	35300 - Station Equipment	Conduit/Duct System	\$2,508.97	\$2,008.62	\$500.35
PELE Pennsylvania Electric	PELE - Trans Subs	FOUR MILE JUNCTION SWITCHING STATION	35300 - Station Equipment	Controls and Instrumentation	\$197.39	\$177.23	\$20.16
PELE Pennsylvania Electric	PELE - Trans Subs	FOUR MILE JUNCTION SWITCHING STATION	35300 - Station Equipment	Controls and Instrumentation	\$560.22	\$510.00	\$50.22
PELE Pennsylvania Electric	PELE - Trans Subs	FOUR MILE JUNCTION SWITCHING STATION	35300 - Station Equipment	Controls and Instrumentation	\$759.13	\$699.06	\$60.07
PELE Pennsylvania Electric	PELE - Trans Subs	FOUR MILE JUNCTION SWITCHING STATION	35300 - Station Equipment	Foundation - Equipment	\$386.27	\$355.71	\$30.56
PELE Pennsylvania Electric	PELE - Trans Subs	FOUR MILE JUNCTION SWITCHING STATION	35300 - Station Equipment	Foundation - Equipment	\$717.73	\$639.36	\$78.37
PELE Pennsylvania Electric	PELE - Trans Subs	FOUR MILE JUNCTION SWITCHING STATION	35300 - Station Equipment	Grounding System, Station	\$23.14	\$21.19	\$1.95
PELE Pennsylvania Electric	PELE - Trans Subs	FOUR MILE JUNCTION SWITCHING STATION	35300 - Station Equipment	Grounding System, Station	\$423.06	\$389.59	\$33.47
PELE Pennsylvania Electric	PELE - Trans Subs	FOUR MILE JUNCTION SWITCHING STATION	35300 - Station Equipment	Minor Station Equipment	\$11.14	\$10.25	\$0.89

Company	Major Location	Asset Location	Utility Account	Asset Retirement Unit	Book Cost	Allocated Reserve	Net Book Value
PELE Pennsylvania Electric	PELE - Trans Subs	FOUR MILE JUNCTION SWITCHING STATION	35300 - Station Equipment	Non-Unitized	\$25,343.43	\$1,177.87	\$24,165.56
PELE Pennsylvania Electric	PELE - Trans Subs	FOUR MILE JUNCTION SWITCHING STATION	35300 - Station Equipment	Structure	\$199.90	\$178.07	\$21.83
PELE Pennsylvania Electric	PELE - Trans Subs	FOUR MILE JUNCTION SWITCHING STATION	35300 - Station Equipment	Structure	\$413.42	\$376.36	\$37.06
PELE Pennsylvania Electric	PELE - Trans Subs	FOUR MILE JUNCTION SWITCHING STATION	35300 - Station Equipment	Structure	\$6,522.35	\$5,221.63	\$1,300.72
PELE Pennsylvania Electric	PELE - Trans Subs	FOUR MILE JUNCTION SWITCHING STATION	35300 - Station Equipment	Structure	\$23,990.12	\$22,091.83	\$1,898.29
PELE Pennsylvania Electric	PELE - Trans Subs	FOUR MILE JUNCTION SWITCHING STATION	35300 - Station Equipment	Switch	\$206.96	\$188.41	\$18.55
PELE Pennsylvania Electric	PELE - Trans Subs	FOUR MILE JUNCTION SWITCHING STATION	35300 - Station Equipment	Switch	\$1,427.94	\$1,327.38	\$100.56
PELE Pennsylvania Electric	PELE - Trans Subs	FOUR MILE JUNCTION SWITCHING STATION	35300 - Station Equipment	Switch	\$9,561.24	\$8,804.68	\$756.56
PELE Pennsylvania Electric	PELE - Trans Subs	FOUR MILE JUNCTION SWITCHING STATION	35300 - Station Equipment	Switchgear	\$79.79	\$73.48	\$6.31
PELE Pennsylvania Electric	PELE - Trans Subs	FOUR MILE JUNCTION SWITCHING STATION	35300 - Station Equipment	Transformer, Instrument	\$406.91	\$362.47	\$44.44
PELE Pennsylvania Electric	PELE - Trans Subs	FOUR MILE JUNCTION SWITCHING STATION	35300 - Station Equipment	Transformer, Instrument	\$519.51	\$496.89	\$22.62
PELE Pennsylvania Electric	PELE - Trans Subs	FOUR MILE JUNCTION SWITCHING STATION	35300 - Station Equipment	Transformer, Instrument	\$891.53	\$847.14	\$44.39
PELE Pennsylvania Electric	PELE - Trans Subs	FOUR MILE JUNCTION SWITCHING STATION	35300 - Station Equipment	Transformer, Instrument	\$1,296.07	\$1,213.99	\$82.08
PELE Pennsylvania Electric	PELE - Trans Subs	FOUR MILE JUNCTION SWITCHING STATION	35300 - Station Equipment	Wiring	\$285.99	\$256.77	\$29.22
PELE Pennsylvania Electric	PELE - Trans Subs	FOUR MILE JUNCTION SWITCHING STATION	35300 - Station Equipment	Wiring	\$1,139.82	\$1,037.64	\$102.18
PELE Pennsylvania Electric	PELE - Trans Subs	FOUR MILE JUNCTION SWITCHING STATION	35300 - Station Equipment	Wiring	\$3,460.83	\$3,186.99	\$273.84
PELE Pennsylvania Electric	PELE - Trans Subs	FOUR MILE JUNCTION SWITCHING STATION	35300 - Station Equipment	Wiring	\$9,388.20	\$7,515.96	\$1,872.24
		FOUR MILE JUNCTION SWITCHING STATION Total			\$95,707.27	\$63,713.33	\$31,993.94
PELE Pennsylvania Electric	PELE - Trans Subs	Franklin Pike Switching Station	35300 - Station Equipment	Battery Charger	\$5,778.61	\$619.47	\$5,159.14
PELE Pennsylvania Electric	PELE - Trans Subs	Franklin Pike Switching Station	35300 - Station Equipment	Non-Unitized	\$3,593.35	\$32.20	\$3,561.15
		Franklin Pike Switching Station Total			\$9,371.96	\$651.67	\$8,720.29
PELE Pennsylvania Electric	PELE - Dist Subs	FRENCH ROAD SUB	35300 - Station Equipment	Non-Unitized	(\$586.27)	(\$50.67)	(\$535.60)
PELE Pennsylvania Electric	PELE - Dist Subs	FRENCH ROAD SUB	35300 - Station Equipment	Non-Unitized	\$18,610.04	\$1,995.01	\$16,615.03
		FRENCH ROAD SUB Total			\$18,023.77	\$1,944.34	\$16,079.43
PELE Pennsylvania Electric	PELE - Dist Subs	GARMAN SUB	35300 - Station Equipment	Non-Unitized	\$43.49	\$3.76	\$39.73
PELE Pennsylvania Electric	PELE - Dist Subs	GARMAN SUB	35300 - Station Equipment	Non-Unitized	\$13,619.08	\$122.04	\$13,497.04
PELE Pennsylvania Electric	PELE - Dist Subs	GARMAN SUB	35300 - Station Equipment	Wiring	\$11,966.72	\$1,010.11	\$10,956.61
		GARMAN SUB Total			\$25,629.29	\$1,135.90	\$24,493.39
PELE Pennsylvania Electric	PELE - Trans Subs	GARRETT TRANSMISSION SUB	35300 - Station Equipment	Arrester, Lightning & Surge Protect	\$1,425.49	\$1,159.11	\$266.38
PELE Pennsylvania Electric	PELE - Trans Subs	GARRETT TRANSMISSION SUB	35300 - Station Equipment	Arrester, Lightning & Surge Protect	\$4,578.20	\$490.78	\$4,087.42
PELE Pennsylvania Electric	PELE - Trans Subs	GARRETT TRANSMISSION SUB	35300 - Station Equipment	Arrester, Lightning & Surge Protect	\$4,768.55	\$1,036.33	\$3,732.22
PELE Pennsylvania Electric	PELE - Trans Subs	GARRETT TRANSMISSION SUB	35300 - Station Equipment	Arrester, Lightning & Surge Protect	\$23,829.52	\$12,822.62	\$11,006.90
PELE Pennsylvania Electric	PELE - Trans Subs	GARRETT TRANSMISSION SUB	35300 - Station Equipment	Battery System	\$61.26	\$56.10	\$5.16
PELE Pennsylvania Electric	PELE - Trans Subs	GARRETT TRANSMISSION SUB	35300 - Station Equipment	Bus	\$54,611.88	\$5,854.42	\$48,757.46
PELE Pennsylvania Electric	PELE - Trans Subs	GARRETT TRANSMISSION SUB	35300 - Station Equipment	Cabinets/Panels/Consoles	\$45,260.19	\$4,851.91	\$40,408.28
PELE Pennsylvania Electric	PELE - Trans Subs	GARRETT TRANSMISSION SUB	35300 - Station Equipment	Carrier Equipment System	\$1,649.95	\$1,511.10	\$138.85
PELE Pennsylvania Electric	PELE - Trans Subs	GARRETT TRANSMISSION SUB	35300 - Station Equipment	Carrier Equipment System	\$10,589.60	\$1,135.21	\$9,454.39
PELE Pennsylvania Electric	PELE - Trans Subs	GARRETT TRANSMISSION SUB	35300 - Station Equipment	Carrier Transmitter/Receiver Assemb	\$12,742.23	\$1,365.98	\$11,376.25
PELE Pennsylvania Electric	PELE - Trans Subs	GARRETT TRANSMISSION SUB	35300 - Station Equipment	Circuit Breaker	\$98,507.16	\$10,560.01	\$87,947.15
PELE Pennsylvania Electric	PELE - Trans Subs	GARRETT TRANSMISSION SUB	35300 - Station Equipment	Circuit Switcher	\$72,970.16	\$7,822.44	\$65,147.72
PELE Pennsylvania Electric	PELE - Trans Subs	GARRETT TRANSMISSION SUB	35300 - Station Equipment	Conduit	\$18,692.36	\$2,003.83	\$16,688.53
PELE Pennsylvania Electric	PELE - Trans Subs	GARRETT TRANSMISSION SUB	35300 - Station Equipment	Conduit/Duct System	\$180.89	\$165.67	\$15.22
PELE Pennsylvania Electric	PELE - Trans Subs	GARRETT TRANSMISSION SUB	35300 - Station Equipment	Controls and Instrumentation	\$18.54	\$15.70	\$2.84
PELE Pennsylvania Electric	PELE - Trans Subs	GARRETT TRANSMISSION SUB	35300 - Station Equipment	Controls and Instrumentation	\$75.24	\$65.18	\$10.06
PELE Pennsylvania Electric	PELE - Trans Subs	GARRETT TRANSMISSION SUB	35300 - Station Equipment	Controls and Instrumentation	\$83.85	\$73.37	\$10.48
PELE Pennsylvania Electric	PELE - Trans Subs	GARRETT TRANSMISSION SUB	35300 - Station Equipment	Controls and Instrumentation	\$1,920.22	\$1,457.45	\$462.77
PELE Pennsylvania Electric	PELE - Trans Subs	GARRETT TRANSMISSION SUB	35300 - Station Equipment	Controls and Instrumentation	\$11,963.33	\$8,098.16	\$3,865.17
PELE Pennsylvania Electric	PELE - Trans Subs	GARRETT TRANSMISSION SUB	35300 - Station Equipment	Controls and Instrumentation	\$12,848.25	\$11,831.60	\$1,016.65
PELE Pennsylvania Electric	PELE - Trans Subs	GARRETT TRANSMISSION SUB	35300 - Station Equipment	Controls and Instrumentation	\$20,460.80	\$18,738.99	\$1,721.81
PELE Pennsylvania Electric	PELE - Trans Subs	GARRETT TRANSMISSION SUB	35300 - Station Equipment	Foundation - Equipment	\$750.86	\$687.67	\$63.19
PELE Pennsylvania Electric	PELE - Trans Subs	GARRETT TRANSMISSION SUB	35300 - Station Equipment	Foundation - Equipment	\$19,515.92	\$2,092.12	\$17,423.80
PELE Pennsylvania Electric	PELE - Trans Subs	GARRETT TRANSMISSION SUB	35300 - Station Equipment	Grounding System, Station	\$624.66	\$572.09	\$52.57
PELE Pennsylvania Electric	PELE - Trans Subs	GARRETT TRANSMISSION SUB	35300 - Station Equipment	Grounding System, Station	\$5,435.03	\$582.63	\$4,852.40
PELE Pennsylvania Electric	PELE - Trans Subs	GARRETT TRANSMISSION SUB	35300 - Station Equipment	Heater	\$828.85	\$71.63	\$757.22

Company	Major Location	Asset Location	Utility Account	Asset Retirement Unit	Book Cost	Allocated Reserve	Net Book Value
PELE Pennsylvania Electric	PELE - Trans Subs	GARRETT TRANSMISSION SUB	35300 - Station Equipment	Line Tuning Assembly	\$2,753.47	\$295.17	\$2,458.30
PELE Pennsylvania Electric	PELE - Trans Subs	GARRETT TRANSMISSION SUB	35300 - Station Equipment	Line Wave Trap	\$19,144.89	\$2,052.34	\$17,092.55
PELE Pennsylvania Electric	PELE - Trans Subs	GARRETT TRANSMISSION SUB	35300 - Station Equipment	Non-Unitized	(\$319.37)	(\$21.13)	(\$298.24)
PELE Pennsylvania Electric	PELE - Trans Subs	GARRETT TRANSMISSION SUB	35300 - Station Equipment	Non-Unitized	\$2,770.29	\$24.82	\$2,745.47
PELE Pennsylvania Electric	PELE - Trans Subs	GARRETT TRANSMISSION SUB	35300 - Station Equipment	Office Furniture	\$58.05	\$53.16	\$4.89
PELE Pennsylvania Electric	PELE - Trans Subs	GARRETT TRANSMISSION SUB	35300 - Station Equipment	Revenue Metering Equipment	\$3,630.83	\$389.22	\$3,241.61
PELE Pennsylvania Electric	PELE - Trans Subs	GARRETT TRANSMISSION SUB	35300 - Station Equipment	Structural Steel Support	\$8,279.32	\$887.55	\$7,391.77
PELE Pennsylvania Electric	PELE - Trans Subs	GARRETT TRANSMISSION SUB	35300 - Station Equipment	Structure	\$20,801.04	\$19,050.60	\$1,750.44
PELE Pennsylvania Electric	PELE - Trans Subs	GARRETT TRANSMISSION SUB	35300 - Station Equipment	Sump	\$31,790.97	\$3,408.01	\$28,382.96
PELE Pennsylvania Electric	PELE - Trans Subs	GARRETT TRANSMISSION SUB	35300 - Station Equipment	Switch	\$27,977.73	\$2,999.23	\$24,978.50
PELE Pennsylvania Electric	PELE - Trans Subs	GARRETT TRANSMISSION SUB	35300 - Station Equipment	Transformer, Power	\$2,316,643.82	\$248,345.23	\$2,068,298.59
PELE Pennsylvania Electric	PELE - Trans Subs	GARRETT TRANSMISSION SUB	35300 - Station Equipment	Vault	\$16,905.54	\$1,812.28	\$15,093.26
PELE Pennsylvania Electric	PELE - Trans Subs	GARRETT TRANSMISSION SUB	35300 - Station Equipment	Wiring	\$3,557.44	\$3,258.08	\$299.36
PELE Pennsylvania Electric	PELE - Trans Subs	GARRETT TRANSMISSION SUB	35300 - Station Equipment	Wiring	\$4,554.92	\$301.39	\$4,253.53
PELE Pennsylvania Electric	PELE - Trans Subs	GARRETT TRANSMISSION SUB	35300 - Station Equipment	Wiring	\$55,737.84	\$5,975.12	\$49,762.72
		GARRETT TRANSMISSION SUB Total			\$2,938,679.77	\$383,953.19	\$2,554,726.58
PELE Pennsylvania Electric	PELE - General Property	General equipment - PELE	35300 - Station Equipment	Carrier Equipment System	\$4,510.69	\$1,609.51	\$2,901.18
PELE Pennsylvania Electric	PELE - General Property	General equipment - PELE	35300 - Station Equipment	Circuit Breaker	\$53,787.79	\$34,416.33	\$19,371.46
PELE Pennsylvania Electric	PELE - General Property	General equipment - PELE	35300 - Station Equipment	Transformer, Power	\$10,144.38	\$5,458.67	\$4,685.71
		General equipment - PELE Total			\$68,442.86	\$41,484.52	\$26,958.34
PELE Pennsylvania Electric	PELE - Dist Subs	GENEVA SUB	35300 - Station Equipment	Non-Unitized	(\$3,046.80)	(\$326.62)	(\$2,720.18)
PELE Pennsylvania Electric	PELE - Dist Subs	GENEVA SUB	35300 - Station Equipment	Non-Unitized	(\$952.75)	(\$82.34)	(\$870.41)
PELE Pennsylvania Electric	PELE - Dist Subs	GENEVA SUB	35300 - Station Equipment	Non-Unitized	\$3,999.55	\$513.77	\$3,485.78
		GENEVA SUB Total			\$0.00	\$104.82	(\$104.82)
PELE Pennsylvania Electric	PELE - Trans Subs	GLADE SWITCHING STATION	35300 - Station Equipment	Arrester, Lightning & Surge Protect	\$437.66	\$382.96	\$54.70
PELE Pennsylvania Electric	PELE - Trans Subs	GLADE SWITCHING STATION	35300 - Station Equipment	Arrester, Lightning & Surge Protect	\$27,247.82	\$1,802.89	\$25,444.93
PELE Pennsylvania Electric	PELE - Trans Subs	GLADE SWITCHING STATION	35300 - Station Equipment	Arrester, Lightning & Surge Protect	\$40,708.84	\$5,229.34	\$35,479.50
PELE Pennsylvania Electric	PELE - Trans Subs	GLADE SWITCHING STATION	35300 - Station Equipment	Battery System	\$240.36	\$210.32	\$30.04
PELE Pennsylvania Electric	PELE - Trans Subs	GLADE SWITCHING STATION	35300 - Station Equipment	Battery System	\$2,505.06	\$1,453.51	\$1,051.55
PELE Pennsylvania Electric	PELE - Trans Subs	GLADE SWITCHING STATION	35300 - Station Equipment	Battery System	\$4,003.53	\$1,889.73	\$2,113.80
PELE Pennsylvania Electric	PELE - Trans Subs	GLADE SWITCHING STATION	35300 - Station Equipment	Battery System	\$82,108.51	\$5,432.81	\$76,675.70
PELE Pennsylvania Electric	PELE - Trans Subs	GLADE SWITCHING STATION	35300 - Station Equipment	Bus	\$1,189.02	\$78.67	\$1,110.35
PELE Pennsylvania Electric	PELE - Trans Subs	GLADE SWITCHING STATION	35300 - Station Equipment	Bus	\$87,886.02	\$11,289.58	\$76,596.44
PELE Pennsylvania Electric	PELE - Trans Subs	GLADE SWITCHING STATION	35300 - Station Equipment	Bus-Insulators	\$17,595.70	\$2,260.29	\$15,335.41
PELE Pennsylvania Electric	PELE - Trans Subs	GLADE SWITCHING STATION	35300 - Station Equipment	Cabinets/Panels/Consoles	\$121,202.57	\$15,569.32	\$105,633.25
PELE Pennsylvania Electric	PELE - Trans Subs	GLADE SWITCHING STATION	35300 - Station Equipment	Cable	\$426,876.43	\$28,244.80	\$398,631.63
PELE Pennsylvania Electric	PELE - Trans Subs	GLADE SWITCHING STATION	35300 - Station Equipment	Cable, Wiring	\$1,922.95	\$374.25	\$1,548.70
PELE Pennsylvania Electric	PELE - Trans Subs	GLADE SWITCHING STATION	35300 - Station Equipment	Capacitor Bank	\$374,449.08	\$48,100.63	\$326,348.45
PELE Pennsylvania Electric	PELE - Trans Subs	GLADE SWITCHING STATION	35300 - Station Equipment	Carrier Equipment System	\$14,451.22	\$5,156.51	\$9,294.71
PELE Pennsylvania Electric	PELE - Trans Subs	GLADE SWITCHING STATION	35300 - Station Equipment	Carrier Equipment System	\$14,740.49	\$12,898.32	\$1,842.17
PELE Pennsylvania Electric	PELE - Trans Subs	GLADE SWITCHING STATION	35300 - Station Equipment	Carrier Equipment System	\$58,936.78	\$7,570.85	\$51,365.93
PELE Pennsylvania Electric	PELE - Trans Subs	GLADE SWITCHING STATION	35300 - Station Equipment	Carrier Equipment System	\$68,814.79	\$42,699.09	\$26,115.70
PELE Pennsylvania Electric	PELE - Trans Subs	GLADE SWITCHING STATION	35300 - Station Equipment	Carrier Equipment System	\$82,992.06	\$35,394.54	\$47,597.52
PELE Pennsylvania Electric	PELE - Trans Subs	GLADE SWITCHING STATION	35300 - Station Equipment	Circuit Breaker	\$12,097.17	\$7,506.21	\$4,590.96
PELE Pennsylvania Electric	PELE - Trans Subs	GLADE SWITCHING STATION	35300 - Station Equipment	Circuit Breaker	\$204,640.44	\$179,065.74	\$25,574.70
PELE Pennsylvania Electric	PELE - Trans Subs	GLADE SWITCHING STATION	35300 - Station Equipment	Circuit Breaker	\$358,859.05	\$23,744.35	\$335,114.70
PELE Pennsylvania Electric	PELE - Trans Subs	GLADE SWITCHING STATION	35300 - Station Equipment	Circuit Breaker	\$639,467.58	\$82,144.13	\$557,323.45
PELE Pennsylvania Electric	PELE - Trans Subs	GLADE SWITCHING STATION	35300 - Station Equipment	Conduit	\$22,909.05	\$1,515.80	\$21,393.25
PELE Pennsylvania Electric	PELE - Trans Subs	GLADE SWITCHING STATION	35300 - Station Equipment	Conduit	\$106,461.69	\$13,675.75	\$92,785.94
PELE Pennsylvania Electric	PELE - Trans Subs	GLADE SWITCHING STATION	35300 - Station Equipment	Conduit/Duct System	\$9,757.75	\$8,538.29	\$1,219.46
PELE Pennsylvania Electric	PELE - Trans Subs	GLADE SWITCHING STATION	35300 - Station Equipment	Control Wiring	\$20,286.61	\$555.74	\$19,730.87
PELE Pennsylvania Electric	PELE - Trans Subs	GLADE SWITCHING STATION	35300 - Station Equipment	Control Wiring	\$77,154.90	\$5,105.05	\$72,049.85
PELE Pennsylvania Electric	PELE - Trans Subs	GLADE SWITCHING STATION	35300 - Station Equipment	Control Wiring	\$116,808.46	\$15,004.87	\$101,803.59
PELE Pennsylvania Electric	PELE - Trans Subs	GLADE SWITCHING STATION	35300 - Station Equipment	Controls and Instrumentation	\$94.34	\$79.89	\$14.45

Company	Major Location	Asset Location	Utility Account	Asset Retirement Unit	Book Cost	Allocated Reserve	Net Book Value
PELE Pennsylvania Electric	PELE - Trans Subs	GLADE SWITCHING STATION	35300 - Station Equipment	Controls and Instrumentation	\$349.93	\$188.30	\$161.63
PELE Pennsylvania Electric	PELE - Trans Subs	GLADE SWITCHING STATION	35300 - Station Equipment	Controls and Instrumentation	\$2,319.06	\$1,987.17	\$331.89
PELE Pennsylvania Electric	PELE - Trans Subs	GLADE SWITCHING STATION	35300 - Station Equipment	Controls and Instrumentation	\$12,003.64	\$6,964.86	\$5,038.78
PELE Pennsylvania Electric	PELE - Trans Subs	GLADE SWITCHING STATION	35300 - Station Equipment	Controls and Instrumentation	\$15,394.27	\$13,470.39	\$1,923.88
PELE Pennsylvania Electric	PELE - Trans Subs	GLADE SWITCHING STATION	35300 - Station Equipment	Controls and Instrumentation	\$55,808.48	\$34,628.76	\$21,179.72
PELE Pennsylvania Electric	PELE - Trans Subs	GLADE SWITCHING STATION	35300 - Station Equipment	Coupling Capacitor	\$7,296.75	\$2,603.64	\$4,693.11
PELE Pennsylvania Electric	PELE - Trans Subs	GLADE SWITCHING STATION	35300 - Station Equipment	Coupling Capacitor	\$71,842.37	\$4,753.53	\$67,088.84
PELE Pennsylvania Electric	PELE - Trans Subs	GLADE SWITCHING STATION	35300 - Station Equipment	Demarcation /Telephone Alarm System	\$4,458.68	\$1,695.01	\$2,763.67
PELE Pennsylvania Electric	PELE - Trans Subs	GLADE SWITCHING STATION	35300 - Station Equipment	Disconnect Switch	\$141,280.87	\$9,348.02	\$131,932.85
PELE Pennsylvania Electric	PELE - Trans Subs	GLADE SWITCHING STATION	35300 - Station Equipment	Equipment Enclosure	\$3,768.48	\$249.34	\$3,519.14
PELE Pennsylvania Electric	PELE - Trans Subs	GLADE SWITCHING STATION	35300 - Station Equipment	Foundation - Equipment	\$12,635.44	\$11,056.35	\$1,579.09
PELE Pennsylvania Electric	PELE - Trans Subs	GLADE SWITCHING STATION	35300 - Station Equipment	Foundation - Equipment	\$288,217.44	\$37,023.56	\$251,193.88
PELE Pennsylvania Electric	PELE - Trans Subs	GLADE SWITCHING STATION	35300 - Station Equipment	Fuse Equipment	\$1,812.45	\$1,585.95	\$226.50
PELE Pennsylvania Electric	PELE - Trans Subs	GLADE SWITCHING STATION	35300 - Station Equipment	Grounding System, Station	\$7,674.45	\$6,715.34	\$959.11
PELE Pennsylvania Electric	PELE - Trans Subs	GLADE SWITCHING STATION	35300 - Station Equipment	Grounding System, Station	\$34,482.52	\$4,429.52	\$30,053.00
PELE Pennsylvania Electric	PELE - Trans Subs	GLADE SWITCHING STATION	35300 - Station Equipment	Insulator - transmission	\$11,017.28	\$728.97	\$10,288.31
PELE Pennsylvania Electric	PELE - Trans Subs	GLADE SWITCHING STATION	35300 - Station Equipment	Line Tuning Assembly	\$51,530.84	\$3,409.60	\$48,121.24
PELE Pennsylvania Electric	PELE - Trans Subs	GLADE SWITCHING STATION	35300 - Station Equipment	Line Wave Trap	\$49,226.44	\$3,257.13	\$45,969.31
PELE Pennsylvania Electric	PELE - Trans Subs	GLADE SWITCHING STATION	35300 - Station Equipment	Minor Station Equipment	\$125.58	\$109.89	\$15.69
PELE Pennsylvania Electric	PELE - Trans Subs	GLADE SWITCHING STATION	35300 - Station Equipment	Non-Unitized	(\$1,023.68)	(\$67.73)	(\$955.95)
PELE Pennsylvania Electric	PELE - Trans Subs	GLADE SWITCHING STATION	35300 - Station Equipment	Non-Unitized	(\$0.58)	(\$0.03)	(\$0.55)
PELE Pennsylvania Electric	PELE - Trans Subs	GLADE SWITCHING STATION	35300 - Station Equipment	Non-Unitized	\$2.71	\$0.03	\$2.68
PELE Pennsylvania Electric	PELE - Trans Subs	GLADE SWITCHING STATION	35300 - Station Equipment	Non-Unitized	\$365.79	\$10.02	\$355.77
PELE Pennsylvania Electric	PELE - Trans Subs	GLADE SWITCHING STATION	35300 - Station Equipment	Non-Unitized	\$3,873.64	\$334.77	\$3,538.87
PELE Pennsylvania Electric	PELE - Trans Subs	GLADE SWITCHING STATION	35300 - Station Equipment	Non-Unitized	\$9,700.09	\$1,246.04	\$8,454.05
PELE Pennsylvania Electric	PELE - Trans Subs	GLADE SWITCHING STATION	35300 - Station Equipment	Office Furniture	\$73.26	\$69.93	\$3.33
PELE Pennsylvania Electric	PELE - Trans Subs	GLADE SWITCHING STATION	35300 - Station Equipment	Office Furniture	\$116.05	\$101.55	\$14.50
PELE Pennsylvania Electric	PELE - Trans Subs	GLADE SWITCHING STATION	35300 - Station Equipment	Relaying Equipment	\$20,095.22	\$550.50	\$19,544.72
PELE Pennsylvania Electric	PELE - Trans Subs	GLADE SWITCHING STATION	35300 - Station Equipment	Relays	\$8,436.46	\$904.40	\$7,532.06
PELE Pennsylvania Electric	PELE - Trans Subs	GLADE SWITCHING STATION	35300 - Station Equipment	Relays	\$38,795.41	\$4,983.55	\$33,811.86
PELE Pennsylvania Electric	PELE - Trans Subs	GLADE SWITCHING STATION	35300 - Station Equipment	Relays	\$178,560.29	\$4,891.58	\$173,668.71
PELE Pennsylvania Electric	PELE - Trans Subs	GLADE SWITCHING STATION	35300 - Station Equipment	Relays	\$220,122.90	\$14,564.70	\$205,558.20
PELE Pennsylvania Electric	PELE - Trans Subs	GLADE SWITCHING STATION	35300 - Station Equipment	RTU - SCADA	\$81,040.14	\$5,362.12	\$75,678.02
PELE Pennsylvania Electric	PELE - Trans Subs	GLADE SWITCHING STATION	35300 - Station Equipment	Structural Steel Support	\$129,791.29	\$16,672.60	\$113,118.69
PELE Pennsylvania Electric	PELE - Trans Subs	GLADE SWITCHING STATION	35300 - Station Equipment	Structure	\$107,430.37	\$94,004.39	\$13,425.98
PELE Pennsylvania Electric	PELE - Trans Subs	GLADE SWITCHING STATION	35300 - Station Equipment	Structure	\$211,933.34	\$14,022.82	\$197,910.52
PELE Pennsylvania Electric	PELE - Trans Subs	GLADE SWITCHING STATION	35300 - Station Equipment	Switch	\$31,921.54	\$27,932.19	\$3,989.35
PELE Pennsylvania Electric	PELE - Trans Subs	GLADE SWITCHING STATION	35300 - Station Equipment	Switch	\$93,123.88	\$11,962.42	\$81,161.46
PELE Pennsylvania Electric	PELE - Trans Subs	GLADE SWITCHING STATION	35300 - Station Equipment	Transformer, Power	\$1,896.22	\$1,659.24	\$236.98
PELE Pennsylvania Electric	PELE - Trans Subs	GLADE SWITCHING STATION	35300 - Station Equipment	Wiring	\$44,467.40	\$38,910.14	\$5,557.26
		GLADE SWITCHING STATION Total			\$4,948,812.64	\$945,294.79	\$4,003,517.85
PELE Pennsylvania Electric	PELE - TL 230KV	GLADE TAP to LEWIS RUN	35300 - Station Equipment	Non-Unitized	(\$601.17)	(\$39.77)	(\$561.40)
		GLADE TAP to LEWIS RUN Total			(\$601.17)	(\$39.77)	(\$561.40)
PELE Pennsylvania Electric	PELE - Trans Subs	GORE JUNCTION SWITCHING STATION	35300 - Station Equipment	Air Break	\$27,152.38	\$9,688.56	\$17,463.82
PELE Pennsylvania Electric	PELE - Trans Subs	GORE JUNCTION SWITCHING STATION	35300 - Station Equipment	Arrester, Lightning & Surge Protect	\$8,026.27	\$2,863.95	\$5,162.32
PELE Pennsylvania Electric	PELE - Trans Subs	GORE JUNCTION SWITCHING STATION	35300 - Station Equipment	Battery System	\$190.95	\$170.10	\$20.85
PELE Pennsylvania Electric	PELE - Trans Subs	GORE JUNCTION SWITCHING STATION	35300 - Station Equipment	Battery System	\$7,235.77	\$3,736.69	\$3,499.08
PELE Pennsylvania Electric	PELE - Trans Subs	GORE JUNCTION SWITCHING STATION	35300 - Station Equipment	Bus	\$84,965.96	\$12,757.15	\$72,208.81
PELE Pennsylvania Electric	PELE - Trans Subs	GORE JUNCTION SWITCHING STATION	35300 - Station Equipment	Bus-Insulators	\$1,123.23	\$168.65	\$954.58
PELE Pennsylvania Electric	PELE - Trans Subs	GORE JUNCTION SWITCHING STATION	35300 - Station Equipment	Carrier Equipment System	\$28,821.77	\$10,284.24	\$18,537.53
PELE Pennsylvania Electric	PELE - Trans Subs	GORE JUNCTION SWITCHING STATION	35300 - Station Equipment	Conduit	\$1,828.13	\$274.48	\$1,553.65
PELE Pennsylvania Electric	PELE - Trans Subs	GORE JUNCTION SWITCHING STATION	35300 - Station Equipment	Conduit/Duct System	\$943.11	\$840.13	\$102.98
PELE Pennsylvania Electric	PELE - Trans Subs	GORE JUNCTION SWITCHING STATION	35300 - Station Equipment	Control Wiring	\$547.99	\$82.28	\$465.71
PELE Pennsylvania Electric	PELE - Trans Subs	GORE JUNCTION SWITCHING STATION	35300 - Station Equipment	Controls and Instrumentation	\$8,362.40	\$7,449.27	\$913.13

Company	Major Location	Asset Location	Utility Account	Asset Retirement Unit	Book Cost	Allocated Reserve	Net Book Value
PELE Pennsylvania Electric	PELE - Trans Subs	GORE JUNCTION SWITCHING STATION	35300 - Station Equipment	Coupling Capacitor	\$13,992.55	\$4,992.84	\$8,999.71
PELE Pennsylvania Electric	PELE - Trans Subs	GORE JUNCTION SWITCHING STATION	35300 - Station Equipment	Ground	\$1,285.53	\$193.01	\$1,092.52
PELE Pennsylvania Electric	PELE - Trans Subs	GORE JUNCTION SWITCHING STATION	35300 - Station Equipment	Grounding System, Station	\$1,263.05	\$1,125.13	\$137.92
PELE Pennsylvania Electric	PELE - Trans Subs	GORE JUNCTION SWITCHING STATION	35300 - Station Equipment	Line Wave Trap	\$45,189.94	\$6,785.02	\$38,404.92
PELE Pennsylvania Electric	PELE - Trans Subs	GORE JUNCTION SWITCHING STATION	35300 - Station Equipment	Minor Station Equipment	\$180,351.95	\$64,353.50	\$115,998.45
PELE Pennsylvania Electric	PELE - Trans Subs	GORE JUNCTION SWITCHING STATION	35300 - Station Equipment	Misc Tools & Equipment	\$470.23	\$232.47	\$237.76
PELE Pennsylvania Electric	PELE - Trans Subs	GORE JUNCTION SWITCHING STATION	35300 - Station Equipment	Mobile Substation	\$119.25	\$106.23	\$13.02
PELE Pennsylvania Electric	PELE - Trans Subs	GORE JUNCTION SWITCHING STATION	35300 - Station Equipment	Non-Unitized	\$2,589.09	\$171.31	\$2,417.78
PELE Pennsylvania Electric	PELE - Trans Subs	GORE JUNCTION SWITCHING STATION	35300 - Station Equipment	Non-Unitized	\$2,949.00	\$137.06	\$2,811.94
PELE Pennsylvania Electric	PELE - Trans Subs	GORE JUNCTION SWITCHING STATION	35300 - Station Equipment	Office Furniture	\$23.09	\$20.57	\$2.52
PELE Pennsylvania Electric	PELE - Trans Subs	GORE JUNCTION SWITCHING STATION	35300 - Station Equipment	Recloser	\$5,995.19	\$2,139.22	\$3,855.97
PELE Pennsylvania Electric	PELE - Trans Subs	GORE JUNCTION SWITCHING STATION	35300 - Station Equipment	Relaying Equipment	\$186,850.61	\$53,563.91	\$133,286.70
PELE Pennsylvania Electric	PELE - Trans Subs	GORE JUNCTION SWITCHING STATION	35300 - Station Equipment	Relays	\$21,258.36	\$7,585.45	\$13,672.91
PELE Pennsylvania Electric	PELE - Trans Subs	GORE JUNCTION SWITCHING STATION	35300 - Station Equipment	Structural Steel Support	\$6,215.31	\$933.20	\$5,282.11
PELE Pennsylvania Electric	PELE - Trans Subs	GORE JUNCTION SWITCHING STATION	35300 - Station Equipment	Structure	\$24,608.74	\$21,921.60	\$2,687.14
PELE Pennsylvania Electric	PELE - Trans Subs	GORE JUNCTION SWITCHING STATION	35300 - Station Equipment	Switch	\$8,933.67	\$7,958.16	\$975.51
PELE Pennsylvania Electric	PELE - Trans Subs	GORE JUNCTION SWITCHING STATION	35300 - Station Equipment	Switching Equipment	\$16,469.96	\$2,472.87	\$13,997.09
PELE Pennsylvania Electric	PELE - Trans Subs	GORE JUNCTION SWITCHING STATION	35300 - Station Equipment	Transformer, Instrument	\$756.52	\$322.64	\$433.88
PELE Pennsylvania Electric	PELE - Trans Subs	GORE JUNCTION SWITCHING STATION	35300 - Station Equipment	Transformer, Instrument	\$2,781.64	\$2,477.90	\$303.74
PELE Pennsylvania Electric	PELE - Trans Subs	GORE JUNCTION SWITCHING STATION	35300 - Station Equipment	Transformer, Power	\$137,705.52	\$49,136.32	\$88,569.20
PELE Pennsylvania Electric	PELE - Trans Subs	GORE JUNCTION SWITCHING STATION	35300 - Station Equipment	VT 5KV - 15KV	\$36,761.71	\$13,117.37	\$23,644.34
PELE Pennsylvania Electric	PELE - Trans Subs	GORE JUNCTION SWITCHING STATION	35300 - Station Equipment	Wiring	\$34.40	\$30.64	\$3.76
GORE JUNCTION SWITCHING STATION Total					\$865,803.27	\$288,091.90	\$577,711.37
PELE Pennsylvania Electric	PELE - Dist Subs	GROVER SUB	35300 - Station Equipment	Arrester, Lightning & Surge Protect	\$12,065.52	\$560.76	\$11,504.76
PELE Pennsylvania Electric	PELE - Dist Subs	GROVER SUB	35300 - Station Equipment	Bus	\$8,029.82	\$373.20	\$7,656.62
PELE Pennsylvania Electric	PELE - Dist Subs	GROVER SUB	35300 - Station Equipment	Bus-Insulators	\$3,691.29	\$101.12	\$3,590.17
PELE Pennsylvania Electric	PELE - Dist Subs	GROVER SUB	35300 - Station Equipment	Cabinets/Panels/Consoles	\$8,299.53	\$227.36	\$8,072.17
PELE Pennsylvania Electric	PELE - Dist Subs	GROVER SUB	35300 - Station Equipment	Capacitor Bank	\$320,689.03	\$14,904.49	\$305,784.54
PELE Pennsylvania Electric	PELE - Dist Subs	GROVER SUB	35300 - Station Equipment	Carrier Transmitter/Receiver Assemb	\$87,008.88	\$2,383.57	\$84,625.31
PELE Pennsylvania Electric	PELE - Dist Subs	GROVER SUB	35300 - Station Equipment	Circuit Breaker	\$451,354.38	\$20,977.35	\$430,377.03
PELE Pennsylvania Electric	PELE - Dist Subs	GROVER SUB	35300 - Station Equipment	Conduit	\$4,506.04	\$209.43	\$4,296.61
PELE Pennsylvania Electric	PELE - Dist Subs	GROVER SUB	35300 - Station Equipment	Control Wiring	\$11,577.76	\$317.17	\$11,260.59
PELE Pennsylvania Electric	PELE - Dist Subs	GROVER SUB	35300 - Station Equipment	Foundation - Equipment	\$4,737.34	\$220.17	\$4,517.17
PELE Pennsylvania Electric	PELE - Dist Subs	GROVER SUB	35300 - Station Equipment	Grounding System, Station	\$7,182.67	\$333.83	\$6,848.84
PELE Pennsylvania Electric	PELE - Dist Subs	GROVER SUB	35300 - Station Equipment	Line Wave Trap	\$52,211.19	\$1,430.30	\$50,780.89
PELE Pennsylvania Electric	PELE - Dist Subs	GROVER SUB	35300 - Station Equipment	Non-Unitized	\$11,022.71	\$301.96	\$10,720.75
PELE Pennsylvania Electric	PELE - Dist Subs	GROVER SUB	35300 - Station Equipment	Relaying Equipment	\$8,627.52	\$400.98	\$8,226.54
PELE Pennsylvania Electric	PELE - Dist Subs	GROVER SUB	35300 - Station Equipment	Relaying Equipment	\$19,968.09	\$547.02	\$19,421.07
PELE Pennsylvania Electric	PELE - Dist Subs	GROVER SUB	35300 - Station Equipment	Relays	\$57,172.94	\$2,657.20	\$54,515.74
PELE Pennsylvania Electric	PELE - Dist Subs	GROVER SUB	35300 - Station Equipment	Structure	\$19,539.26	\$908.11	\$18,631.15
PELE Pennsylvania Electric	PELE - Dist Subs	GROVER SUB	35300 - Station Equipment	Switch	\$34,042.32	\$1,582.17	\$32,460.15
GROVER SUB Total					\$1,121,726.29	\$48,436.19	\$1,073,290.10
PELE Pennsylvania Electric	PELE - Trans Subs	HANDSOME LAKE SUB	35300 - Station Equipment	Conduit	\$1,349.98	\$232.49	\$1,117.49
PELE Pennsylvania Electric	PELE - Trans Subs	HANDSOME LAKE SUB	35300 - Station Equipment	Control Wiring	\$4,862.95	\$837.48	\$4,025.47
PELE Pennsylvania Electric	PELE - Trans Subs	HANDSOME LAKE SUB	35300 - Station Equipment	Non-Unitized	(\$4,338.26)	(\$287.05)	(\$4,051.21)
PELE Pennsylvania Electric	PELE - Trans Subs	HANDSOME LAKE SUB	35300 - Station Equipment	Non-Unitized	(\$0.58)	(\$0.03)	(\$0.55)
PELE Pennsylvania Electric	PELE - Trans Subs	HANDSOME LAKE SUB	35300 - Station Equipment	Non-Unitized	\$2.71	\$0.03	\$2.68
PELE Pennsylvania Electric	PELE - Trans Subs	HANDSOME LAKE SUB	35300 - Station Equipment	Non-Unitized	\$23,178.76	\$634.97	\$22,543.79
PELE Pennsylvania Electric	PELE - Trans Subs	HANDSOME LAKE SUB	35300 - Station Equipment	Relays	\$24,592.82	\$4,235.28	\$20,357.54
PELE Pennsylvania Electric	PELE - Trans Subs	HANDSOME LAKE SUB	35300 - Station Equipment	Relays	\$115,282.91	\$12,358.38	\$102,924.53
PELE Pennsylvania Electric	PELE - Trans Subs	HANDSOME LAKE SUB	35300 - Station Equipment	RTU - SCADA	\$81,040.14	\$5,362.12	\$75,678.02
HANDSOME LAKE SUB Total					\$245,971.43	\$23,373.67	\$222,597.76
PELE Pennsylvania Electric	PELE - Dist Subs	HILL VALLEY SUB	35300 - Station Equipment	Arrester, Lightning & Surge Protect	\$6,400.92	\$5,733.95	\$666.97
PELE Pennsylvania Electric	PELE - Dist Subs	HILL VALLEY SUB	35300 - Station Equipment	Battery System	\$116.76	\$104.59	\$12.17

Company	Major Location	Asset Location	Utility Account	Asset Retirement Unit	Book Cost	Allocated Reserve	Net Book Value
PELE Pennsylvania Electric	PELE - Dist Subs	HILL VALLEY SUB	35300 - Station Equipment	Battery System	\$1,486.84	\$530.57	\$956.27
PELE Pennsylvania Electric	PELE - Dist Subs	HILL VALLEY SUB	35300 - Station Equipment	Battery System	\$2,283.71	\$863.53	\$1,420.18
PELE Pennsylvania Electric	PELE - Dist Subs	HILL VALLEY SUB	35300 - Station Equipment	Circuit Breaker	\$222.64	\$193.09	\$29.55
PELE Pennsylvania Electric	PELE - Dist Subs	HILL VALLEY SUB	35300 - Station Equipment	Circuit Breaker	\$35,924.15	\$32,180.89	\$3,743.26
PELE Pennsylvania Electric	PELE - Dist Subs	HILL VALLEY SUB	35300 - Station Equipment	Conduit/Duct System	\$2,456.53	\$2,200.56	\$255.97
PELE Pennsylvania Electric	PELE - Dist Subs	HILL VALLEY SUB	35300 - Station Equipment	Controls and Instrumentation	\$50.92	\$34.88	\$16.04
PELE Pennsylvania Electric	PELE - Dist Subs	HILL VALLEY SUB	35300 - Station Equipment	Controls and Instrumentation	\$222.37	\$206.56	\$15.81
PELE Pennsylvania Electric	PELE - Dist Subs	HILL VALLEY SUB	35300 - Station Equipment	Controls and Instrumentation	\$576.98	\$289.91	\$287.07
PELE Pennsylvania Electric	PELE - Dist Subs	HILL VALLEY SUB	35300 - Station Equipment	Controls and Instrumentation	\$794.18	\$445.71	\$348.47
PELE Pennsylvania Electric	PELE - Dist Subs	HILL VALLEY SUB	35300 - Station Equipment	Controls and Instrumentation	\$2,468.63	\$1,432.11	\$1,036.52
PELE Pennsylvania Electric	PELE - Dist Subs	HILL VALLEY SUB	35300 - Station Equipment	Controls and Instrumentation	\$3,689.86	\$2,585.88	\$1,103.98
PELE Pennsylvania Electric	PELE - Dist Subs	HILL VALLEY SUB	35300 - Station Equipment	Controls and Instrumentation	\$6,265.68	\$4,083.82	\$2,181.86
PELE Pennsylvania Electric	PELE - Dist Subs	HILL VALLEY SUB	35300 - Station Equipment	Controls and Instrumentation	\$12,527.23	\$11,221.91	\$1,305.32
PELE Pennsylvania Electric	PELE - Dist Subs	HILL VALLEY SUB	35300 - Station Equipment	Demarcation /Telephone Alarm System	\$2,085.75	\$1,359.44	\$726.31
PELE Pennsylvania Electric	PELE - Dist Subs	HILL VALLEY SUB	35300 - Station Equipment	Equipment Spill and Leakage System	\$458.59	\$410.80	\$47.79
PELE Pennsylvania Electric	PELE - Dist Subs	HILL VALLEY SUB	35300 - Station Equipment	Foundation - Equipment	\$3,265.63	\$2,925.35	\$340.28
PELE Pennsylvania Electric	PELE - Dist Subs	HILL VALLEY SUB	35300 - Station Equipment	Fuse Equipment	\$1,789.77	\$1,603.27	\$186.50
PELE Pennsylvania Electric	PELE - Dist Subs	HILL VALLEY SUB	35300 - Station Equipment	Grounding System, Station	\$1,746.09	\$1,564.15	\$181.94
PELE Pennsylvania Electric	PELE - Dist Subs	HILL VALLEY SUB	35300 - Station Equipment	Microwave System	\$858.06	\$559.26	\$298.80
PELE Pennsylvania Electric	PELE - Dist Subs	HILL VALLEY SUB	35300 - Station Equipment	Minor Station Equipment	\$60.06	\$53.80	\$6.26
PELE Pennsylvania Electric	PELE - Dist Subs	HILL VALLEY SUB	35300 - Station Equipment	Office Furniture	\$24.41	\$23.39	\$1.02
PELE Pennsylvania Electric	PELE - Dist Subs	HILL VALLEY SUB	35300 - Station Equipment	Office Furniture	\$70.54	\$67.59	\$2.95
PELE Pennsylvania Electric	PELE - Dist Subs	HILL VALLEY SUB	35300 - Station Equipment	Office Furniture	\$74.92	\$67.12	\$7.80
PELE Pennsylvania Electric	PELE - Dist Subs	HILL VALLEY SUB	35300 - Station Equipment	Structure	\$19,253.93	\$17,247.69	\$2,006.24
PELE Pennsylvania Electric	PELE - Dist Subs	HILL VALLEY SUB	35300 - Station Equipment	Switch	\$17,921.73	\$16,054.30	\$1,867.43
PELE Pennsylvania Electric	PELE - Dist Subs	HILL VALLEY SUB	35300 - Station Equipment	Transformer, Instrument	\$6,644.11	\$5,951.80	\$692.31
PELE Pennsylvania Electric	PELE - Dist Subs	HILL VALLEY SUB	35300 - Station Equipment	Transformer, Power	\$1,012.81	\$754.90	\$257.91
PELE Pennsylvania Electric	PELE - Dist Subs	HILL VALLEY SUB	35300 - Station Equipment	Transformer, Power	\$38,207.18	\$19,197.79	\$19,009.39
PELE Pennsylvania Electric	PELE - Dist Subs	HILL VALLEY SUB	35300 - Station Equipment	Transformer, Power	\$151,096.23	\$135,352.13	\$15,744.10
PELE Pennsylvania Electric	PELE - Dist Subs	HILL VALLEY SUB	35300 - Station Equipment	Wiring	\$9,472.17	\$8,485.18	\$986.99
HILL VALLEY SUB Total					\$329,529.38	\$273,785.93	\$55,743.45
PELE Pennsylvania Electric	PELE - Dist Subs	HILLTOP SUB	35300 - Station Equipment	Control Wiring	\$2,910.31	\$192.56	\$2,717.75
PELE Pennsylvania Electric	PELE - Dist Subs	HILLTOP SUB	35300 - Station Equipment	Relaying Equipment	\$72,219.87	\$4,778.52	\$67,441.35
HILLTOP SUB Total					\$75,130.18	\$4,971.08	\$70,159.10
PELE Pennsylvania Electric	PELE - Dist Subs	HOMER CITY SUB	35300 - Station Equipment	Antenna	\$3,367.19	\$418.76	\$2,948.43
PELE Pennsylvania Electric	PELE - Dist Subs	HOMER CITY SUB	35300 - Station Equipment	Arrester, Lightning & Surge Protect	\$8,243.51	\$1,709.20	\$6,534.31
PELE Pennsylvania Electric	PELE - Dist Subs	HOMER CITY SUB	35300 - Station Equipment	Bus-Insulators	\$2,728.82	\$339.37	\$2,389.45
PELE Pennsylvania Electric	PELE - Dist Subs	HOMER CITY SUB	35300 - Station Equipment	Cable, Wiring	\$4,696.15	\$584.03	\$4,112.12
PELE Pennsylvania Electric	PELE - Dist Subs	HOMER CITY SUB	35300 - Station Equipment	Carrier Transmitter/Receiver Assem	\$18,516.24	\$2,302.75	\$16,213.49
PELE Pennsylvania Electric	PELE - Dist Subs	HOMER CITY SUB	35300 - Station Equipment	Circuit Breaker	\$92,627.30	\$11,519.48	\$81,107.82
PELE Pennsylvania Electric	PELE - Dist Subs	HOMER CITY SUB	35300 - Station Equipment	Conduit	\$90.96	\$11.31	\$79.65
PELE Pennsylvania Electric	PELE - Dist Subs	HOMER CITY SUB	35300 - Station Equipment	Control Wiring	\$6,229.43	\$774.72	\$5,454.71
PELE Pennsylvania Electric	PELE - Dist Subs	HOMER CITY SUB	35300 - Station Equipment	Foundation	\$1,522.44	\$189.34	\$1,333.10
PELE Pennsylvania Electric	PELE - Dist Subs	HOMER CITY SUB	35300 - Station Equipment	Non-Unitized	(\$17,298.15)	(\$473.88)	(\$16,824.27)
PELE Pennsylvania Electric	PELE - Dist Subs	HOMER CITY SUB	35300 - Station Equipment	Relays	\$53,297.87	\$6,628.33	\$46,669.54
PELE Pennsylvania Electric	PELE - Dist Subs	HOMER CITY SUB	35300 - Station Equipment	Revenue Metering Equipment	\$245.55	\$30.53	\$215.02
PELE Pennsylvania Electric	PELE - Dist Subs	HOMER CITY SUB	35300 - Station Equipment	Structural Steel Support	\$13,760.78	\$1,711.34	\$12,049.44
PELE Pennsylvania Electric	PELE - Dist Subs	HOMER CITY SUB	35300 - Station Equipment	Switch	\$11,410.28	\$1,419.02	\$9,991.26
PELE Pennsylvania Electric	PELE - Dist Subs	HOMER CITY SUB	35300 - Station Equipment	Wiring	\$2,487.84	\$309.40	\$2,178.44
HOMER CITY SUB Total					\$201,926.21	\$27,473.70	\$174,452.51
PELE Pennsylvania Electric	PELE - Trans Subs	HOMER CITY TRANS SUB 1 & 2	35300 - Station Equipment	Air Break	\$25,308.20	\$9,030.52	\$16,277.68
PELE Pennsylvania Electric	PELE - Trans Subs	HOMER CITY TRANS SUB 1 & 2	35300 - Station Equipment	Arrester, Lightning & Surge Protect	\$99.09	\$68.82	\$30.27
PELE Pennsylvania Electric	PELE - Trans Subs	HOMER CITY TRANS SUB 1 & 2	35300 - Station Equipment	Arrester, Lightning & Surge Protect	\$4,145.25	\$3,083.44	\$1,061.81
PELE Pennsylvania Electric	PELE - Trans Subs	HOMER CITY TRANS SUB 1 & 2	35300 - Station Equipment	Arrester, Lightning & Surge Protect	\$5,830.66	\$4,667.88	\$1,162.78

Company	Major Location	Asset Location	Utility Account	Asset Retirement Unit	Book Cost	Allocated Reserve	Net Book Value
PELE Pennsylvania Electric	PELE - Trans Subs	HOMER CITY TRANS SUB 1 & 2	35300 - Station Equipment	Arrester, Lightning & Surge Protect	\$27,909.90	\$24,177.13	\$3,732.77
PELE Pennsylvania Electric	PELE - Trans Subs	HOMER CITY TRANS SUB 1 & 2	35300 - Station Equipment	Battery System	\$2,188.32	\$1,269.72	\$918.60
PELE Pennsylvania Electric	PELE - Trans Subs	HOMER CITY TRANS SUB 1 & 2	35300 - Station Equipment	Battery System	\$3,087.92	\$2,674.93	\$412.99
PELE Pennsylvania Electric	PELE - Trans Subs	HOMER CITY TRANS SUB 1 & 2	35300 - Station Equipment	Battery System	\$14,369.07	\$5,462.55	\$8,906.52
PELE Pennsylvania Electric	PELE - Trans Subs	HOMER CITY TRANS SUB 1 & 2	35300 - Station Equipment	Bus	\$29,020.26	\$4,357.23	\$24,663.03
PELE Pennsylvania Electric	PELE - Trans Subs	HOMER CITY TRANS SUB 1 & 2	35300 - Station Equipment	Bus-Insulators	\$10,604.38	\$1,592.18	\$9,012.20
PELE Pennsylvania Electric	PELE - Trans Subs	HOMER CITY TRANS SUB 1 & 2	35300 - Station Equipment	Cable, Wiring	\$8,731.43	\$1,121.61	\$7,609.82
PELE Pennsylvania Electric	PELE - Trans Subs	HOMER CITY TRANS SUB 1 & 2	35300 - Station Equipment	Carrier Transmitter/Receiver Assem	\$148,349.40	\$19,056.52	\$129,292.88
PELE Pennsylvania Electric	PELE - Trans Subs	HOMER CITY TRANS SUB 1 & 2	35300 - Station Equipment	Circuit Breaker	\$11,395.79	\$9,651.03	\$1,744.76
PELE Pennsylvania Electric	PELE - Trans Subs	HOMER CITY TRANS SUB 1 & 2	35300 - Station Equipment	Circuit Breaker	\$30,172.31	\$19,305.88	\$10,866.43
PELE Pennsylvania Electric	PELE - Trans Subs	HOMER CITY TRANS SUB 1 & 2	35300 - Station Equipment	Circuit Breaker	\$52,493.10	\$42,024.68	\$10,468.42
PELE Pennsylvania Electric	PELE - Trans Subs	HOMER CITY TRANS SUB 1 & 2	35300 - Station Equipment	Circuit Breaker	\$176,230.87	\$133,759.94	\$42,470.93
PELE Pennsylvania Electric	PELE - Trans Subs	HOMER CITY TRANS SUB 1 & 2	35300 - Station Equipment	Circuit Breaker	\$250,571.71	\$193,820.27	\$56,751.44
PELE Pennsylvania Electric	PELE - Trans Subs	HOMER CITY TRANS SUB 1 & 2	35300 - Station Equipment	Circuit Breaker	\$275,392.16	\$238,560.20	\$36,831.96
PELE Pennsylvania Electric	PELE - Trans Subs	HOMER CITY TRANS SUB 1 & 2	35300 - Station Equipment	Circuit Breaker	\$337,225.14	\$50,632.45	\$286,592.69
PELE Pennsylvania Electric	PELE - Trans Subs	HOMER CITY TRANS SUB 1 & 2	35300 - Station Equipment	Conduit	\$17,258.32	\$2,591.24	\$14,667.08
PELE Pennsylvania Electric	PELE - Trans Subs	HOMER CITY TRANS SUB 1 & 2	35300 - Station Equipment	Conduit/Duct System	\$68.53	\$43.85	\$24.68
PELE Pennsylvania Electric	PELE - Trans Subs	HOMER CITY TRANS SUB 1 & 2	35300 - Station Equipment	Conduit/Duct System	\$120.04	\$74.49	\$45.55
PELE Pennsylvania Electric	PELE - Trans Subs	HOMER CITY TRANS SUB 1 & 2	35300 - Station Equipment	Conduit/Duct System	\$4,705.94	\$3,767.45	\$938.49
PELE Pennsylvania Electric	PELE - Trans Subs	HOMER CITY TRANS SUB 1 & 2	35300 - Station Equipment	Conduit/Duct System	\$14,000.78	\$10,626.65	\$3,374.13
PELE Pennsylvania Electric	PELE - Trans Subs	HOMER CITY TRANS SUB 1 & 2	35300 - Station Equipment	Conduit/Duct System	\$242,925.84	\$210,436.05	\$32,489.79
PELE Pennsylvania Electric	PELE - Trans Subs	HOMER CITY TRANS SUB 1 & 2	35300 - Station Equipment	Control Wiring	\$1,144.47	\$147.02	\$997.45
PELE Pennsylvania Electric	PELE - Trans Subs	HOMER CITY TRANS SUB 1 & 2	35300 - Station Equipment	Control Wiring	\$15,560.75	\$2,336.36	\$13,224.39
PELE Pennsylvania Electric	PELE - Trans Subs	HOMER CITY TRANS SUB 1 & 2	35300 - Station Equipment	Controls and Instrumentation	\$1,929.80	\$1,197.42	\$732.38
PELE Pennsylvania Electric	PELE - Trans Subs	HOMER CITY TRANS SUB 1 & 2	35300 - Station Equipment	Controls and Instrumentation	\$2,716.74	\$1,789.43	\$927.31
PELE Pennsylvania Electric	PELE - Trans Subs	HOMER CITY TRANS SUB 1 & 2	35300 - Station Equipment	Controls and Instrumentation	\$4,070.79	\$3,358.50	\$712.29
PELE Pennsylvania Electric	PELE - Trans Subs	HOMER CITY TRANS SUB 1 & 2	35300 - Station Equipment	Controls and Instrumentation	\$9,070.68	\$6,140.08	\$2,930.60
PELE Pennsylvania Electric	PELE - Trans Subs	HOMER CITY TRANS SUB 1 & 2	35300 - Station Equipment	Controls and Instrumentation	\$12,364.47	\$9,384.68	\$2,979.79
PELE Pennsylvania Electric	PELE - Trans Subs	HOMER CITY TRANS SUB 1 & 2	35300 - Station Equipment	Controls and Instrumentation	\$18,906.75	\$16,012.01	\$2,894.74
PELE Pennsylvania Electric	PELE - Trans Subs	HOMER CITY TRANS SUB 1 & 2	35300 - Station Equipment	Controls and Instrumentation	\$35,539.74	\$19,123.87	\$16,415.87
PELE Pennsylvania Electric	PELE - Trans Subs	HOMER CITY TRANS SUB 1 & 2	35300 - Station Equipment	Controls and Instrumentation	\$36,915.33	\$29,553.50	\$7,361.83
PELE Pennsylvania Electric	PELE - Trans Subs	HOMER CITY TRANS SUB 1 & 2	35300 - Station Equipment	Controls and Instrumentation	\$390,012.26	\$337,850.59	\$52,161.67
PELE Pennsylvania Electric	PELE - Trans Subs	HOMER CITY TRANS SUB 1 & 2	35300 - Station Equipment	Foundation	\$28,134.37	\$4,224.21	\$23,910.16
PELE Pennsylvania Electric	PELE - Trans Subs	HOMER CITY TRANS SUB 1 & 2	35300 - Station Equipment	Foundation - Equipment	\$10,621.48	\$8,503.30	\$2,118.18
PELE Pennsylvania Electric	PELE - Trans Subs	HOMER CITY TRANS SUB 1 & 2	35300 - Station Equipment	Foundation - Equipment	\$61,594.83	\$53,356.91	\$8,237.92
PELE Pennsylvania Electric	PELE - Trans Subs	HOMER CITY TRANS SUB 1 & 2	35300 - Station Equipment	Generator, Motor Sets & Auxiliary S	\$14,391.88	\$8,930.06	\$5,461.82
PELE Pennsylvania Electric	PELE - Trans Subs	HOMER CITY TRANS SUB 1 & 2	35300 - Station Equipment	Grounding System, Station	\$189.69	\$117.70	\$71.99
PELE Pennsylvania Electric	PELE - Trans Subs	HOMER CITY TRANS SUB 1 & 2	35300 - Station Equipment	Grounding System, Station	\$470.44	\$376.62	\$93.82
PELE Pennsylvania Electric	PELE - Trans Subs	HOMER CITY TRANS SUB 1 & 2	35300 - Station Equipment	Grounding System, Station	\$14,399.11	\$2,161.95	\$12,237.16
PELE Pennsylvania Electric	PELE - Trans Subs	HOMER CITY TRANS SUB 1 & 2	35300 - Station Equipment	Grounding System, Station	\$95,596.17	\$82,810.78	\$12,785.39
PELE Pennsylvania Electric	PELE - Trans Subs	HOMER CITY TRANS SUB 1 & 2	35300 - Station Equipment	Minor Station Equipment	\$5,557.14	\$3,337.67	\$2,219.47
PELE Pennsylvania Electric	PELE - Trans Subs	HOMER CITY TRANS SUB 1 & 2	35300 - Station Equipment	Minor Station Equipment	\$16,721.68	\$4,793.56	\$11,928.12
PELE Pennsylvania Electric	PELE - Trans Subs	HOMER CITY TRANS SUB 1 & 2	35300 - Station Equipment	Relaying Equipment	\$12,561.85	\$5,067.40	\$7,494.45
PELE Pennsylvania Electric	PELE - Trans Subs	HOMER CITY TRANS SUB 1 & 2	35300 - Station Equipment	Relaying Equipment	\$33,163.44	\$14,902.66	\$18,260.78
PELE Pennsylvania Electric	PELE - Trans Subs	HOMER CITY TRANS SUB 1 & 2	35300 - Station Equipment	Relaying Equipment	\$89,241.45	\$31,843.29	\$57,398.16
PELE Pennsylvania Electric	PELE - Trans Subs	HOMER CITY TRANS SUB 1 & 2	35300 - Station Equipment	Relays	\$2,322.00	\$2,068.45	\$253.55
PELE Pennsylvania Electric	PELE - Trans Subs	HOMER CITY TRANS SUB 1 & 2	35300 - Station Equipment	Relays	\$53,351.40	\$6,853.36	\$46,498.04
PELE Pennsylvania Electric	PELE - Trans Subs	HOMER CITY TRANS SUB 1 & 2	35300 - Station Equipment	Structural Steel Support	\$43,288.20	\$6,499.47	\$36,788.73
PELE Pennsylvania Electric	PELE - Trans Subs	HOMER CITY TRANS SUB 1 & 2	35300 - Station Equipment	Structure	\$1,516.90	\$970.59	\$546.31
PELE Pennsylvania Electric	PELE - Trans Subs	HOMER CITY TRANS SUB 1 & 2	35300 - Station Equipment	Structure	\$3,308.37	\$2,648.60	\$659.77
PELE Pennsylvania Electric	PELE - Trans Subs	HOMER CITY TRANS SUB 1 & 2	35300 - Station Equipment	Structure	\$433,129.72	\$375,201.36	\$57,928.36
PELE Pennsylvania Electric	PELE - Trans Subs	HOMER CITY TRANS SUB 1 & 2	35300 - Station Equipment	Switch	\$11,296.74	\$9,043.89	\$2,252.85
PELE Pennsylvania Electric	PELE - Trans Subs	HOMER CITY TRANS SUB 1 & 2	35300 - Station Equipment	Switch	\$11,704.64	\$1,503.54	\$10,201.10
PELE Pennsylvania Electric	PELE - Trans Subs	HOMER CITY TRANS SUB 1 & 2	35300 - Station Equipment	Switch	\$83,242.46	\$70,497.53	\$12,744.93

Company	Major Location	Asset Location	Utility Account	Asset Retirement Unit	Book Cost	Allocated Reserve	Net Book Value
PELE Pennsylvania Electric	PELE - Trans Subs	HOMER CITY TRANS SUB 1 & 2	35300 - Station Equipment	Switch	\$105,025.59	\$30,107.37	\$74,918.22
PELE Pennsylvania Electric	PELE - Trans Subs	HOMER CITY TRANS SUB 1 & 2	35300 - Station Equipment	Switch	\$193,444.18	\$167,572.25	\$25,871.93
PELE Pennsylvania Electric	PELE - Trans Subs	HOMER CITY TRANS SUB 1 & 2	35300 - Station Equipment	Switchgear	\$5,296.70	\$2,962.87	\$2,333.83
PELE Pennsylvania Electric	PELE - Trans Subs	HOMER CITY TRANS SUB 1 & 2	35300 - Station Equipment	Switchgear	\$10,536.09	\$9,126.95	\$1,409.14
PELE Pennsylvania Electric	PELE - Trans Subs	HOMER CITY TRANS SUB 1 & 2	35300 - Station Equipment	Switching Equipment	\$23,933.98	\$3,074.49	\$20,859.49
PELE Pennsylvania Electric	PELE - Trans Subs	HOMER CITY TRANS SUB 1 & 2	35300 - Station Equipment	Transformer, Instrument	\$2,710.51	\$2,348.00	\$362.51
PELE Pennsylvania Electric	PELE - Trans Subs	HOMER CITY TRANS SUB 1 & 2	35300 - Station Equipment	Transformer, Power	\$2,645.84	\$1,480.03	\$1,165.81
PELE Pennsylvania Electric	PELE - Trans Subs	HOMER CITY TRANS SUB 1 & 2	35300 - Station Equipment	Transformer, Power	\$341,591.57	\$295,905.86	\$45,685.71
PELE Pennsylvania Electric	PELE - Trans Subs	HOMER CITY TRANS SUB 1 & 2	35300 - Station Equipment	Unit Type Metering Equipment	\$3,405.07	\$437.41	\$2,967.66
PELE Pennsylvania Electric	PELE - Trans Subs	HOMER CITY TRANS SUB 1 & 2	35300 - Station Equipment	Wiring	\$2,881.60	\$370.16	\$2,511.44
PELE Pennsylvania Electric	PELE - Trans Subs	HOMER CITY TRANS SUB 1 & 2	35300 - Station Equipment	Wiring	\$11,906.44	\$9,037.03	\$2,869.41
PELE Pennsylvania Electric	PELE - Trans Subs	HOMER CITY TRANS SUB 1 & 2	35300 - Station Equipment	Wiring	\$11,988.77	\$9,597.88	\$2,390.86
PELE Pennsylvania Electric	PELE - Trans Subs	HOMER CITY TRANS SUB 1 & 2	35300 - Station Equipment	Wiring	\$160,452.37	\$138,992.88	\$21,459.49
		HOMER CITY TRANS SUB 1 & 2 Total			\$4,122,058.83	\$2,785,476.26	\$1,336,582.57
PELE Pennsylvania Electric	PELE - Trans Subs	HOMER CITY TRANS SUB 3	35300 - Station Equipment	Battery System	\$15,023.28	\$11,620.69	\$3,402.59
PELE Pennsylvania Electric	PELE - Trans Subs	HOMER CITY TRANS SUB 3	35300 - Station Equipment	Carrier Equipment System	\$94,475.94	\$73,078.29	\$21,397.65
PELE Pennsylvania Electric	PELE - Trans Subs	HOMER CITY TRANS SUB 3	35300 - Station Equipment	Circuit Breaker	\$447,160.74	\$345,884.28	\$101,276.46
PELE Pennsylvania Electric	PELE - Trans Subs	HOMER CITY TRANS SUB 3	35300 - Station Equipment	Conduit/Duct System	\$150,781.38	\$116,631.24	\$34,150.14
PELE Pennsylvania Electric	PELE - Trans Subs	HOMER CITY TRANS SUB 3	35300 - Station Equipment	Controls and Instrumentation	\$1,211.20	\$1,211.14	\$578.06
PELE Pennsylvania Electric	PELE - Trans Subs	HOMER CITY TRANS SUB 3	35300 - Station Equipment	Controls and Instrumentation	\$270,837.22	\$209,495.89	\$61,341.33
PELE Pennsylvania Electric	PELE - Trans Subs	HOMER CITY TRANS SUB 3	35300 - Station Equipment	Foundation - Equipment	\$7,644.60	\$5,913.19	\$1,731.41
PELE Pennsylvania Electric	PELE - Trans Subs	HOMER CITY TRANS SUB 3	35300 - Station Equipment	Grounding System, Station	\$67,619.78	\$52,304.72	\$15,315.06
PELE Pennsylvania Electric	PELE - Trans Subs	HOMER CITY TRANS SUB 3	35300 - Station Equipment	Structure	\$242,292.23	\$187,415.99	\$54,876.24
PELE Pennsylvania Electric	PELE - Trans Subs	HOMER CITY TRANS SUB 3	35300 - Station Equipment	Switch	\$156,161.98	\$120,793.19	\$35,368.79
PELE Pennsylvania Electric	PELE - Trans Subs	HOMER CITY TRANS SUB 3	35300 - Station Equipment	Transformer, Power	\$563,983.27	\$436,247.93	\$127,735.34
PELE Pennsylvania Electric	PELE - Trans Subs	HOMER CITY TRANS SUB 3	35300 - Station Equipment	Wiring	\$58.28	\$11.35	\$46.93
PELE Pennsylvania Electric	PELE - Trans Subs	HOMER CITY TRANS SUB 3	35300 - Station Equipment	Wiring	\$166,934.61	\$129,125.96	\$37,808.65
		HOMER CITY TRANS SUB 3 Total			\$2,184,762.51	\$1,689,733.86	\$495,028.65
PELE Pennsylvania Electric	PELE - Dist Subs	HOOVERSVILLE SUB	35300 - Station Equipment	Conduit	\$1,254.58	\$181.63	\$1,072.95
PELE Pennsylvania Electric	PELE - Dist Subs	HOOVERSVILLE SUB	35300 - Station Equipment	Control Wiring	\$51,167.19	\$7,407.70	\$43,759.49
PELE Pennsylvania Electric	PELE - Dist Subs	HOOVERSVILLE SUB	35300 - Station Equipment	Non-Unitized	\$835.26	\$22.88	\$812.38
PELE Pennsylvania Electric	PELE - Dist Subs	HOOVERSVILLE SUB	35300 - Station Equipment	Relays	\$52,038.78	\$7,533.88	\$44,504.90
		HOOVERSVILLE SUB Total			\$105,295.81	\$15,146.10	\$90,149.71
PELE Pennsylvania Electric	PELE - Dist Subs	HUNTINGDON SUB	35300 - Station Equipment	Non-Unitized	\$149.62	\$6.96	\$142.66
		HUNTINGDON SUB Total			\$149.62	\$6.96	\$142.66
PELE Pennsylvania Electric	PELE SUBTRANS SUBS	JACKSON ROAD TRANS SUB	35300 - Station Equipment	Arrester, Lightning & Surge Protect	\$852.68	\$732.34	\$120.34
PELE Pennsylvania Electric	PELE SUBTRANS SUBS	JACKSON ROAD TRANS SUB	35300 - Station Equipment	Arrester, Lightning & Surge Protect	\$911.28	\$804.20	\$107.08
PELE Pennsylvania Electric	PELE SUBTRANS SUBS	JACKSON ROAD TRANS SUB	35300 - Station Equipment	Arrester, Lightning & Surge Protect	\$1,508.29	\$1,165.03	\$343.26
PELE Pennsylvania Electric	PELE SUBTRANS SUBS	JACKSON ROAD TRANS SUB	35300 - Station Equipment	Arrester, Lightning & Surge Protect	\$2,417.81	\$1,166.07	\$1,251.74
PELE Pennsylvania Electric	PELE SUBTRANS SUBS	JACKSON ROAD TRANS SUB	35300 - Station Equipment	Arrester, Lightning & Surge Protect	\$2,451.53	\$2,196.09	\$255.44
PELE Pennsylvania Electric	PELE SUBTRANS SUBS	JACKSON ROAD TRANS SUB	35300 - Station Equipment	Arrester, Lightning & Surge Protect	\$3,462.92	\$2,876.02	\$586.90
PELE Pennsylvania Electric	PELE SUBTRANS SUBS	JACKSON ROAD TRANS SUB	35300 - Station Equipment	Arrester, Lightning & Surge Protect	\$3,588.91	\$2,082.02	\$1,506.89
PELE Pennsylvania Electric	PELE SUBTRANS SUBS	JACKSON ROAD TRANS SUB	35300 - Station Equipment	Arrester, Lightning & Surge Protect	\$3,871.60	\$2,588.56	\$1,283.04
PELE Pennsylvania Electric	PELE SUBTRANS SUBS	JACKSON ROAD TRANS SUB	35300 - Station Equipment	Arrester, Lightning & Surge Protect	\$4,288.20	\$3,967.84	\$320.36
PELE Pennsylvania Electric	PELE SUBTRANS SUBS	JACKSON ROAD TRANS SUB	35300 - Station Equipment	Arrester, Lightning & Surge Protect	\$13,999.06	\$11,324.08	\$2,674.98
PELE Pennsylvania Electric	PELE SUBTRANS SUBS	JACKSON ROAD TRANS SUB	35300 - Station Equipment	Arresters and Surge Protectors	\$4,311.82	\$894.01	\$3,417.81
PELE Pennsylvania Electric	PELE SUBTRANS SUBS	JACKSON ROAD TRANS SUB	35300 - Station Equipment	Battery System	\$45.40	\$42.01	\$3.39
PELE Pennsylvania Electric	PELE SUBTRANS SUBS	JACKSON ROAD TRANS SUB	35300 - Station Equipment	Battery System	\$486.67	\$393.68	\$92.99
PELE Pennsylvania Electric	PELE SUBTRANS SUBS	JACKSON ROAD TRANS SUB	35300 - Station Equipment	Battery System	\$2,401.33	\$1,158.13	\$1,243.20
PELE Pennsylvania Electric	PELE SUBTRANS SUBS	JACKSON ROAD TRANS SUB	35300 - Station Equipment	Battery System	\$3,772.20	\$1,506.25	\$2,265.95
PELE Pennsylvania Electric	PELE SUBTRANS SUBS	JACKSON ROAD TRANS SUB	35300 - Station Equipment	Battery System	\$4,274.41	\$2,927.75	\$1,346.66
PELE Pennsylvania Electric	PELE SUBTRANS SUBS	JACKSON ROAD TRANS SUB	35300 - Station Equipment	Battery System	\$7,470.45	\$1,548.91	\$5,921.54
PELE Pennsylvania Electric	PELE SUBTRANS SUBS	JACKSON ROAD TRANS SUB	35300 - Station Equipment	Capacitor Bank	\$584.51	\$506.91	\$77.60
PELE Pennsylvania Electric	PELE SUBTRANS SUBS	JACKSON ROAD TRANS SUB	35300 - Station Equipment	Carrier Equipment System	\$20.60	\$16.18	\$4.42

Company	Major Location	Asset Location	Utility Account	Asset Retirement Unit	Book Cost	Allocated Reserve	Net Book Value
PELE Pennsylvania Electric	PELE SUBTRANS SUBS	JACKSON ROAD TRANS SUB	35300 - Station Equipment	Carrier Equipment System	\$432.83	\$405.91	\$26.92
PELE Pennsylvania Electric	PELE SUBTRANS SUBS	JACKSON ROAD TRANS SUB	35300 - Station Equipment	Carrier Equipment System	\$593.70	\$499.01	\$94.69
PELE Pennsylvania Electric	PELE SUBTRANS SUBS	JACKSON ROAD TRANS SUB	35300 - Station Equipment	Carrier Equipment System	\$705.72	\$636.39	\$69.33
PELE Pennsylvania Electric	PELE SUBTRANS SUBS	JACKSON ROAD TRANS SUB	35300 - Station Equipment	Carrier Equipment System	\$1,496.98	\$1,365.78	\$131.20
PELE Pennsylvania Electric	PELE SUBTRANS SUBS	JACKSON ROAD TRANS SUB	35300 - Station Equipment	Carrier Equipment System	\$3,471.81	\$2,981.79	\$490.02
PELE Pennsylvania Electric	PELE SUBTRANS SUBS	JACKSON ROAD TRANS SUB	35300 - Station Equipment	Carrier Equipment System	\$18,457.88	\$14,930.89	\$3,526.99
PELE Pennsylvania Electric	PELE SUBTRANS SUBS	JACKSON ROAD TRANS SUB	35300 - Station Equipment	Circuit Breaker	\$10,866.58	\$10,054.77	\$811.81
PELE Pennsylvania Electric	PELE SUBTRANS SUBS	JACKSON ROAD TRANS SUB	35300 - Station Equipment	Circuit Breaker	\$15,020.70	\$11,602.22	\$3,418.48
PELE Pennsylvania Electric	PELE SUBTRANS SUBS	JACKSON ROAD TRANS SUB	35300 - Station Equipment	Circuit Breaker	\$24,601.41	\$19,315.27	\$5,286.14
PELE Pennsylvania Electric	PELE SUBTRANS SUBS	JACKSON ROAD TRANS SUB	35300 - Station Equipment	Circuit Breaker	\$42,287.30	\$34,206.92	\$8,080.38
PELE Pennsylvania Electric	PELE SUBTRANS SUBS	JACKSON ROAD TRANS SUB	35300 - Station Equipment	Circuit Breaker	\$76,282.86	\$42,811.58	\$33,471.28
PELE Pennsylvania Electric	PELE SUBTRANS SUBS	JACKSON ROAD TRANS SUB	35300 - Station Equipment	Conduit/Duct System	\$57.11	\$49.53	\$7.58
PELE Pennsylvania Electric	PELE SUBTRANS SUBS	JACKSON ROAD TRANS SUB	35300 - Station Equipment	Conduit/Duct System	\$182.55	\$91.73	\$90.82
PELE Pennsylvania Electric	PELE SUBTRANS SUBS	JACKSON ROAD TRANS SUB	35300 - Station Equipment	Conduit/Duct System	\$411.11	\$362.80	\$48.31
PELE Pennsylvania Electric	PELE SUBTRANS SUBS	JACKSON ROAD TRANS SUB	35300 - Station Equipment	Conduit/Duct System	\$612.22	\$472.89	\$139.33
PELE Pennsylvania Electric	PELE SUBTRANS SUBS	JACKSON ROAD TRANS SUB	35300 - Station Equipment	Conduit/Duct System	\$671.61	\$576.82	\$94.79
PELE Pennsylvania Electric	PELE SUBTRANS SUBS	JACKSON ROAD TRANS SUB	35300 - Station Equipment	Conduit/Duct System	\$1,068.30	\$403.95	\$664.35
PELE Pennsylvania Electric	PELE SUBTRANS SUBS	JACKSON ROAD TRANS SUB	35300 - Station Equipment	Conduit/Duct System	\$4,509.94	\$3,648.16	\$861.78
PELE Pennsylvania Electric	PELE SUBTRANS SUBS	JACKSON ROAD TRANS SUB	35300 - Station Equipment	Conduit/Duct System	\$9,220.47	\$8,531.64	\$688.83
PELE Pennsylvania Electric	PELE SUBTRANS SUBS	JACKSON ROAD TRANS SUB	35300 - Station Equipment	Control Wiring	\$27,037.22	\$1,788.95	\$25,248.27
PELE Pennsylvania Electric	PELE SUBTRANS SUBS	JACKSON ROAD TRANS SUB	35300 - Station Equipment	Controls and Instrumentation	\$15.00	\$13.94	\$1.06
PELE Pennsylvania Electric	PELE SUBTRANS SUBS	JACKSON ROAD TRANS SUB	35300 - Station Equipment	Controls and Instrumentation	\$74.82	\$69.96	\$4.86
PELE Pennsylvania Electric	PELE SUBTRANS SUBS	JACKSON ROAD TRANS SUB	35300 - Station Equipment	Controls and Instrumentation	\$212.68	\$195.95	\$16.73
PELE Pennsylvania Electric	PELE SUBTRANS SUBS	JACKSON ROAD TRANS SUB	35300 - Station Equipment	Controls and Instrumentation	\$392.55	\$329.94	\$62.61
PELE Pennsylvania Electric	PELE SUBTRANS SUBS	JACKSON ROAD TRANS SUB	35300 - Station Equipment	Controls and Instrumentation	\$558.22	\$492.62	\$65.60
PELE Pennsylvania Electric	PELE SUBTRANS SUBS	JACKSON ROAD TRANS SUB	35300 - Station Equipment	Controls and Instrumentation	\$1,158.13	\$1,037.46	\$120.67
PELE Pennsylvania Electric	PELE SUBTRANS SUBS	JACKSON ROAD TRANS SUB	35300 - Station Equipment	Controls and Instrumentation	\$1,549.00	\$1,330.37	\$218.63
PELE Pennsylvania Electric	PELE SUBTRANS SUBS	JACKSON ROAD TRANS SUB	35300 - Station Equipment	Controls and Instrumentation	\$1,979.37	\$1,417.57	\$561.80
PELE Pennsylvania Electric	PELE SUBTRANS SUBS	JACKSON ROAD TRANS SUB	35300 - Station Equipment	Controls and Instrumentation	\$5,869.57	\$4,533.75	\$1,335.82
PELE Pennsylvania Electric	PELE SUBTRANS SUBS	JACKSON ROAD TRANS SUB	35300 - Station Equipment	Controls and Instrumentation	\$13,373.11	\$9,371.97	\$4,001.14
PELE Pennsylvania Electric	PELE SUBTRANS SUBS	JACKSON ROAD TRANS SUB	35300 - Station Equipment	Controls and Instrumentation	\$21,088.80	\$19,513.31	\$1,575.49
PELE Pennsylvania Electric	PELE SUBTRANS SUBS	JACKSON ROAD TRANS SUB	35300 - Station Equipment	Controls and Instrumentation	\$78,879.31	\$63,806.83	\$15,072.48
PELE Pennsylvania Electric	PELE SUBTRANS SUBS	JACKSON ROAD TRANS SUB	35300 - Station Equipment	Equipment Spill and Leakage System	\$221.22	\$178.95	\$42.27
PELE Pennsylvania Electric	PELE SUBTRANS SUBS	JACKSON ROAD TRANS SUB	35300 - Station Equipment	Equipment Spill and Leakage System	\$253.64	\$234.69	\$18.95
PELE Pennsylvania Electric	PELE SUBTRANS SUBS	JACKSON ROAD TRANS SUB	35300 - Station Equipment	Foundation - Equipment	\$1,099.92	\$849.59	\$250.33
PELE Pennsylvania Electric	PELE SUBTRANS SUBS	JACKSON ROAD TRANS SUB	35300 - Station Equipment	Foundation - Equipment	\$1,176.99	\$924.09	\$252.90
PELE Pennsylvania Electric	PELE SUBTRANS SUBS	JACKSON ROAD TRANS SUB	35300 - Station Equipment	Foundation - Equipment	\$1,900.00	\$1,758.05	\$141.95
PELE Pennsylvania Electric	PELE SUBTRANS SUBS	JACKSON ROAD TRANS SUB	35300 - Station Equipment	Foundation - Equipment	\$4,246.02	\$3,434.68	\$811.34
PELE Pennsylvania Electric	PELE SUBTRANS SUBS	JACKSON ROAD TRANS SUB	35300 - Station Equipment	Fuse Equipment	\$4,372.03	\$3,536.61	\$835.42
PELE Pennsylvania Electric	PELE SUBTRANS SUBS	JACKSON ROAD TRANS SUB	35300 - Station Equipment	Grounding System, Station	\$79.76	\$69.17	\$10.59
PELE Pennsylvania Electric	PELE SUBTRANS SUBS	JACKSON ROAD TRANS SUB	35300 - Station Equipment	Grounding System, Station	\$167.68	\$129.52	\$38.16
PELE Pennsylvania Electric	PELE SUBTRANS SUBS	JACKSON ROAD TRANS SUB	35300 - Station Equipment	Grounding System, Station	\$227.77	\$189.17	\$38.60
PELE Pennsylvania Electric	PELE SUBTRANS SUBS	JACKSON ROAD TRANS SUB	35300 - Station Equipment	Grounding System, Station	\$4,450.53	\$4,118.04	\$332.49
PELE Pennsylvania Electric	PELE SUBTRANS SUBS	JACKSON ROAD TRANS SUB	35300 - Station Equipment	Grounding System, Station	\$7,376.63	\$5,967.08	\$1,409.55
PELE Pennsylvania Electric	PELE SUBTRANS SUBS	JACKSON ROAD TRANS SUB	35300 - Station Equipment	HVAC	\$137.36	\$127.10	\$10.26
PELE Pennsylvania Electric	PELE SUBTRANS SUBS	JACKSON ROAD TRANS SUB	35300 - Station Equipment	Minor Station Equipment	\$35.16	\$31.49	\$3.67
PELE Pennsylvania Electric	PELE SUBTRANS SUBS	JACKSON ROAD TRANS SUB	35300 - Station Equipment	Minor Station Equipment	\$124.73	\$108.17	\$16.56
PELE Pennsylvania Electric	PELE SUBTRANS SUBS	JACKSON ROAD TRANS SUB	35300 - Station Equipment	Minor Station Equipment	\$392.70	\$330.07	\$62.63
PELE Pennsylvania Electric	PELE SUBTRANS SUBS	JACKSON ROAD TRANS SUB	35300 - Station Equipment	Minor Station Equipment	\$2,839.51	\$2,627.38	\$212.13
PELE Pennsylvania Electric	PELE SUBTRANS SUBS	JACKSON ROAD TRANS SUB	35300 - Station Equipment	Non-Unitized	(\$3,874.60)	(\$256.37)	(\$3,618.23)
PELE Pennsylvania Electric	PELE SUBTRANS SUBS	JACKSON ROAD TRANS SUB	35300 - Station Equipment	Non-Unitized	(\$0.58)	(\$0.03)	(\$0.55)
PELE Pennsylvania Electric	PELE SUBTRANS SUBS	JACKSON ROAD TRANS SUB	35300 - Station Equipment	Non-Unitized	\$2.71	\$0.03	\$2.68
PELE Pennsylvania Electric	PELE SUBTRANS SUBS	JACKSON ROAD TRANS SUB	35300 - Station Equipment	Non-Unitized	\$937.83	\$25.69	\$912.14
PELE Pennsylvania Electric	PELE SUBTRANS SUBS	JACKSON ROAD TRANS SUB	35300 - Station Equipment	Office Furniture	\$23.40	\$22.43	\$0.97

Company	Major Location	Asset Location	Utility Account	Asset Retirement Unit	Book Cost	Allocated Reserve	Net Book Value
PELE Pennsylvania Electric	PELE SUBTRANS SUBS	JACKSON ROAD TRANS SUB	35300 - Station Equipment	Office Furniture	\$59.36	\$54.93	\$4.43
PELE Pennsylvania Electric	PELE SUBTRANS SUBS	JACKSON ROAD TRANS SUB	35300 - Station Equipment	Office Furniture	\$64.27	\$61.59	\$2.68
PELE Pennsylvania Electric	PELE SUBTRANS SUBS	JACKSON ROAD TRANS SUB	35300 - Station Equipment	RTU - SCADA	\$81,040.14	\$5,262.40	\$75,777.74
PELE Pennsylvania Electric	PELE SUBTRANS SUBS	JACKSON ROAD TRANS SUB	35300 - Station Equipment	Structure	\$581.01	\$547.55	\$33.46
PELE Pennsylvania Electric	PELE SUBTRANS SUBS	JACKSON ROAD TRANS SUB	35300 - Station Equipment	Structure	\$3,797.18	\$1,907.96	\$1,889.22
PELE Pennsylvania Electric	PELE SUBTRANS SUBS	JACKSON ROAD TRANS SUB	35300 - Station Equipment	Structure	\$11,086.00	\$8,562.99	\$2,523.01
PELE Pennsylvania Electric	PELE SUBTRANS SUBS	JACKSON ROAD TRANS SUB	35300 - Station Equipment	Structure	\$29,363.73	\$23,752.82	\$5,610.91
PELE Pennsylvania Electric	PELE SUBTRANS SUBS	JACKSON ROAD TRANS SUB	35300 - Station Equipment	Structure	\$39,679.37	\$36,715.03	\$2,964.34
PELE Pennsylvania Electric	PELE SUBTRANS SUBS	JACKSON ROAD TRANS SUB	35300 - Station Equipment	Switch	\$822.72	\$736.99	\$85.73
PELE Pennsylvania Electric	PELE SUBTRANS SUBS	JACKSON ROAD TRANS SUB	35300 - Station Equipment	Switch	\$835.30	\$778.64	\$56.66
PELE Pennsylvania Electric	PELE SUBTRANS SUBS	JACKSON ROAD TRANS SUB	35300 - Station Equipment	Switch	\$1,700.00	\$1,460.06	\$239.94
PELE Pennsylvania Electric	PELE SUBTRANS SUBS	JACKSON ROAD TRANS SUB	35300 - Station Equipment	Switch	\$1,850.01	\$1,604.41	\$245.60
PELE Pennsylvania Electric	PELE SUBTRANS SUBS	JACKSON ROAD TRANS SUB	35300 - Station Equipment	Switch	\$2,563.06	\$1,979.75	\$583.31
PELE Pennsylvania Electric	PELE SUBTRANS SUBS	JACKSON ROAD TRANS SUB	35300 - Station Equipment	Switch	\$3,966.07	\$3,773.28	\$192.79
PELE Pennsylvania Electric	PELE SUBTRANS SUBS	JACKSON ROAD TRANS SUB	35300 - Station Equipment	Switch	\$15,926.73	\$14,736.88	\$1,189.85
PELE Pennsylvania Electric	PELE SUBTRANS SUBS	JACKSON ROAD TRANS SUB	35300 - Station Equipment	Switch	\$38,434.86	\$31,090.61	\$7,344.25
PELE Pennsylvania Electric	PELE SUBTRANS SUBS	JACKSON ROAD TRANS SUB	35300 - Station Equipment	Switchgear	\$40.94	\$32.14	\$8.80
PELE Pennsylvania Electric	PELE SUBTRANS SUBS	JACKSON ROAD TRANS SUB	35300 - Station Equipment	Transformer, Instrument	\$469.09	\$356.11	\$112.98
PELE Pennsylvania Electric	PELE SUBTRANS SUBS	JACKSON ROAD TRANS SUB	35300 - Station Equipment	Transformer, Instrument	\$4,310.25	\$3,988.24	\$322.01
PELE Pennsylvania Electric	PELE SUBTRANS SUBS	JACKSON ROAD TRANS SUB	35300 - Station Equipment	Transformer, Instrument	\$5,348.14	\$3,748.02	\$1,600.12
PELE Pennsylvania Electric	PELE SUBTRANS SUBS	JACKSON ROAD TRANS SUB	35300 - Station Equipment	Transformer, Instrument	\$17,727.99	\$8,907.71	\$8,820.28
PELE Pennsylvania Electric	PELE SUBTRANS SUBS	JACKSON ROAD TRANS SUB	35300 - Station Equipment	Transformer, Instrument	\$23,393.78	\$18,923.62	\$4,470.16
PELE Pennsylvania Electric	PELE SUBTRANS SUBS	JACKSON ROAD TRANS SUB	35300 - Station Equipment	Transformer, Power	\$242.91	\$187.62	\$55.29
PELE Pennsylvania Electric	PELE SUBTRANS SUBS	JACKSON ROAD TRANS SUB	35300 - Station Equipment	Transformer, Power	\$663.16	\$520.67	\$142.49
PELE Pennsylvania Electric	PELE SUBTRANS SUBS	JACKSON ROAD TRANS SUB	35300 - Station Equipment	Transformer, Power	\$1,873.20	\$1,733.26	\$139.94
PELE Pennsylvania Electric	PELE SUBTRANS SUBS	JACKSON ROAD TRANS SUB	35300 - Station Equipment	Transformer, Power	\$3,389.02	\$3,159.11	\$229.91
PELE Pennsylvania Electric	PELE SUBTRANS SUBS	JACKSON ROAD TRANS SUB	35300 - Station Equipment	Transformer, Power	\$8,716.05	\$5,530.33	\$3,185.72
PELE Pennsylvania Electric	PELE SUBTRANS SUBS	JACKSON ROAD TRANS SUB	35300 - Station Equipment	Transformer, Power	\$31,012.47	\$29,505.00	\$1,507.47
PELE Pennsylvania Electric	PELE SUBTRANS SUBS	JACKSON ROAD TRANS SUB	35300 - Station Equipment	Transformer, Power	\$43,945.85	\$41,094.87	\$2,850.98
PELE Pennsylvania Electric	PELE SUBTRANS SUBS	JACKSON ROAD TRANS SUB	35300 - Station Equipment	Transformer, Power	\$92,185.88	\$44,459.95	\$47,725.93
PELE Pennsylvania Electric	PELE SUBTRANS SUBS	JACKSON ROAD TRANS SUB	35300 - Station Equipment	Transformer, Power	\$117,156.01	\$94,769.50	\$22,386.51
PELE Pennsylvania Electric	PELE SUBTRANS SUBS	JACKSON ROAD TRANS SUB	35300 - Station Equipment	Wiring	\$36.73	\$31.86	\$4.87
PELE Pennsylvania Electric	PELE SUBTRANS SUBS	JACKSON ROAD TRANS SUB	35300 - Station Equipment	Wiring	\$238.33	\$197.94	\$40.39
PELE Pennsylvania Electric	PELE SUBTRANS SUBS	JACKSON ROAD TRANS SUB	35300 - Station Equipment	Wiring	\$2,647.49	\$2,044.96	\$602.53
PELE Pennsylvania Electric	PELE SUBTRANS SUBS	JACKSON ROAD TRANS SUB	35300 - Station Equipment	Wiring	\$10,067.55	\$9,315.43	\$752.12
PELE Pennsylvania Electric	PELE SUBTRANS SUBS	JACKSON ROAD TRANS SUB	35300 - Station Equipment	Wiring	\$25,886.10	\$20,939.71	\$4,946.39
PELE Pennsylvania Electric	PELE SUBTRANS SUBS	JACKSON ROAD TRANS SUB	35300 - Station Equipment	Wood Pole	\$1,674.63	\$1,549.53	\$125.10
JACKSON ROAD TRANS SUB Total					\$1,072,844.32	\$743,173.79	\$329,670.53
PELE Pennsylvania Electric	PELE - Dist Subs	JOHNSTON SUB	35300 - Station Equipment	Carrier Equipment System	\$12,665.55	\$1,320.14	\$11,345.41
PELE Pennsylvania Electric	PELE - Dist Subs	JOHNSTON SUB	35300 - Station Equipment	Non-Unitized	(\$3,218,942.17)	(\$88,181.43)	(\$3,130,760.74)
PELE Pennsylvania Electric	PELE - Dist Subs	JOHNSTON SUB	35300 - Station Equipment	Non-Unitized	(\$2,553.97)	(\$220.72)	(\$2,333.25)
PELE Pennsylvania Electric	PELE - Dist Subs	JOHNSTON SUB	35300 - Station Equipment	Non-Unitized	(\$907.67)	(\$42.19)	(\$865.48)
PELE Pennsylvania Electric	PELE - Dist Subs	JOHNSTON SUB	35300 - Station Equipment	Non-Unitized	\$4,437.48	\$475.70	\$3,961.78
PELE Pennsylvania Electric	PELE - Dist Subs	JOHNSTON SUB	35300 - Station Equipment	Non-Unitized	\$9,629.11	\$637.12	\$8,991.99
PELE Pennsylvania Electric	PELE - Dist Subs	JOHNSTON SUB	35300 - Station Equipment	Transformer, Power	\$3,218,942.17	\$88,181.43	\$3,130,760.74
JOHNSTON SUB Total					\$23,270.50	\$2,170.05	\$21,100.45
PELE Pennsylvania Electric	PELE - Trans Subs	JOHNSTOWN DISTRIBUTION SUBSTAT	35300 - Station Equipment	Air Conditioner Unit	\$9,297.54	\$1,395.97	\$7,901.57
PELE Pennsylvania Electric	PELE - Trans Subs	JOHNSTOWN DISTRIBUTION SUBSTAT	35300 - Station Equipment	Arrester, Lightning & Surge Protect	\$879.14	\$761.56	\$117.58
PELE Pennsylvania Electric	PELE - Trans Subs	JOHNSTOWN DISTRIBUTION SUBSTAT	35300 - Station Equipment	Arrester, Lightning & Surge Protect	\$4,042.39	\$3,068.19	\$974.20
PELE Pennsylvania Electric	PELE - Trans Subs	JOHNSTOWN DISTRIBUTION SUBSTAT	35300 - Station Equipment	Arrester, Lightning & Surge Protect	\$14,666.25	\$970.41	\$13,695.84
PELE Pennsylvania Electric	PELE - Trans Subs	JOHNSTOWN DISTRIBUTION SUBSTAT	35300 - Station Equipment	Arrester, Lightning & Surge Protect	\$31,365.87	\$27,940.88	\$3,424.99
PELE Pennsylvania Electric	PELE - Trans Subs	JOHNSTOWN DISTRIBUTION SUBSTAT	35300 - Station Equipment	Battery Charger	\$17,686.55	\$484.51	\$17,202.04
PELE Pennsylvania Electric	PELE - Trans Subs	JOHNSTOWN DISTRIBUTION SUBSTAT	35300 - Station Equipment	Battery System	\$307.52	\$273.94	\$33.58
PELE Pennsylvania Electric	PELE - Trans Subs	JOHNSTOWN DISTRIBUTION SUBSTAT	35300 - Station Equipment	Battery System	\$15,099.89	\$6,439.81	\$8,660.08

Company	Major Location	Asset Location	Utility Account	Asset Retirement Unit	Book Cost	Allocated Reserve	Net Book Value
PELE Pennsylvania Electric	PELE - Trans Subs	JOHNSTOWN DISTRIBUTION SUBSTAT	35300 - Station Equipment	Bus	\$828.08	\$256.72	\$571.36
PELE Pennsylvania Electric	PELE - Trans Subs	JOHNSTOWN DISTRIBUTION SUBSTAT	35300 - Station Equipment	Cabinets/Panels/Consoles	\$133,503.69	\$1,196.36	\$132,307.33
PELE Pennsylvania Electric	PELE - Trans Subs	JOHNSTOWN DISTRIBUTION SUBSTAT	35300 - Station Equipment	Cable, Wiring	\$751.43	\$96.53	\$654.90
PELE Pennsylvania Electric	PELE - Trans Subs	JOHNSTOWN DISTRIBUTION SUBSTAT	35300 - Station Equipment	Cable, Wiring	\$8,999.90	\$595.49	\$8,404.41
PELE Pennsylvania Electric	PELE - Trans Subs	JOHNSTOWN DISTRIBUTION SUBSTAT	35300 - Station Equipment	Capacitor Bank	\$2,409.61	\$1,754.33	\$655.28
PELE Pennsylvania Electric	PELE - Trans Subs	JOHNSTOWN DISTRIBUTION SUBSTAT	35300 - Station Equipment	Carrier Equipment System	\$469.64	\$156.59	\$313.05
PELE Pennsylvania Electric	PELE - Trans Subs	JOHNSTOWN DISTRIBUTION SUBSTAT	35300 - Station Equipment	Carrier Equipment System	\$723.42	\$612.66	\$110.76
PELE Pennsylvania Electric	PELE - Trans Subs	JOHNSTOWN DISTRIBUTION SUBSTAT	35300 - Station Equipment	Carrier Equipment System	\$3,078.92	\$1,522.16	\$1,556.76
PELE Pennsylvania Electric	PELE - Trans Subs	JOHNSTOWN DISTRIBUTION SUBSTAT	35300 - Station Equipment	Carrier Equipment System	\$6,697.47	\$4,411.42	\$2,286.05
PELE Pennsylvania Electric	PELE - Trans Subs	JOHNSTOWN DISTRIBUTION SUBSTAT	35300 - Station Equipment	Carrier Equipment System	\$8,032.13	\$5,139.39	\$2,892.74
PELE Pennsylvania Electric	PELE - Trans Subs	JOHNSTOWN DISTRIBUTION SUBSTAT	35300 - Station Equipment	Carrier Equipment System	\$9,170.63	\$6,960.55	\$2,210.08
PELE Pennsylvania Electric	PELE - Trans Subs	JOHNSTOWN DISTRIBUTION SUBSTAT	35300 - Station Equipment	Carrier Equipment System	\$13,566.20	\$11,624.65	\$1,941.55
PELE Pennsylvania Electric	PELE - Trans Subs	JOHNSTOWN DISTRIBUTION SUBSTAT	35300 - Station Equipment	Carrier Equipment System	\$14,332.53	\$10,199.41	\$4,133.12
PELE Pennsylvania Electric	PELE - Trans Subs	JOHNSTOWN DISTRIBUTION SUBSTAT	35300 - Station Equipment	Carrier Equipment System	\$15,108.57	\$13,458.79	\$1,649.78
PELE Pennsylvania Electric	PELE - Trans Subs	JOHNSTOWN DISTRIBUTION SUBSTAT	35300 - Station Equipment	Circuit Breaker	\$687.39	\$574.85	\$112.54
PELE Pennsylvania Electric	PELE - Trans Subs	JOHNSTOWN DISTRIBUTION SUBSTAT	35300 - Station Equipment	Circuit Breaker	\$4,840.00	\$2,499.46	\$2,340.54
PELE Pennsylvania Electric	PELE - Trans Subs	JOHNSTOWN DISTRIBUTION SUBSTAT	35300 - Station Equipment	Circuit Breaker	\$44,020.88	\$33,412.03	\$10,608.85
PELE Pennsylvania Electric	PELE - Trans Subs	JOHNSTOWN DISTRIBUTION SUBSTAT	35300 - Station Equipment	Circuit Breaker	\$98,191.28	\$62,828.09	\$35,363.19
PELE Pennsylvania Electric	PELE - Trans Subs	JOHNSTOWN DISTRIBUTION SUBSTAT	35300 - Station Equipment	Circuit Breaker	\$174,360.70	\$155,321.41	\$19,039.29
PELE Pennsylvania Electric	PELE - Trans Subs	JOHNSTOWN DISTRIBUTION SUBSTAT	35300 - Station Equipment	Circuit Breaker	\$196,380.98	\$12,993.79	\$183,387.19
PELE Pennsylvania Electric	PELE - Trans Subs	JOHNSTOWN DISTRIBUTION SUBSTAT	35300 - Station Equipment	Circuit Breaker	\$293,177.11	\$104,611.97	\$188,565.14
PELE Pennsylvania Electric	PELE - Trans Subs	JOHNSTOWN DISTRIBUTION SUBSTAT	35300 - Station Equipment	Conduit	\$12,353.98	\$817.41	\$11,536.57
PELE Pennsylvania Electric	PELE - Trans Subs	JOHNSTOWN DISTRIBUTION SUBSTAT	35300 - Station Equipment	Conduit/Duct System	\$132.76	\$107.95	\$24.81
PELE Pennsylvania Electric	PELE - Trans Subs	JOHNSTOWN DISTRIBUTION SUBSTAT	35300 - Station Equipment	Conduit/Duct System	\$139.11	\$86.31	\$52.80
PELE Pennsylvania Electric	PELE - Trans Subs	JOHNSTOWN DISTRIBUTION SUBSTAT	35300 - Station Equipment	Conduit/Duct System	\$372.83	\$319.47	\$53.36
PELE Pennsylvania Electric	PELE - Trans Subs	JOHNSTOWN DISTRIBUTION SUBSTAT	35300 - Station Equipment	Conduit/Duct System	\$622.23	\$498.14	\$124.09
PELE Pennsylvania Electric	PELE - Trans Subs	JOHNSTOWN DISTRIBUTION SUBSTAT	35300 - Station Equipment	Conduit/Duct System	\$1,066.20	\$9.56	\$1,056.64
PELE Pennsylvania Electric	PELE - Trans Subs	JOHNSTOWN DISTRIBUTION SUBSTAT	35300 - Station Equipment	Conduit/Duct System	\$2,024.20	\$1,045.34	\$978.86
PELE Pennsylvania Electric	PELE - Trans Subs	JOHNSTOWN DISTRIBUTION SUBSTAT	35300 - Station Equipment	Conduit/Duct System	\$3,471.81	\$2,635.12	\$836.69
PELE Pennsylvania Electric	PELE - Trans Subs	JOHNSTOWN DISTRIBUTION SUBSTAT	35300 - Station Equipment	Conduit/Duct System	\$14,473.71	\$12,893.26	\$1,580.45
PELE Pennsylvania Electric	PELE - Trans Subs	JOHNSTOWN DISTRIBUTION SUBSTAT	35300 - Station Equipment	Control Wiring	\$17,663.21	\$158.29	\$17,504.92
PELE Pennsylvania Electric	PELE - Trans Subs	JOHNSTOWN DISTRIBUTION SUBSTAT	35300 - Station Equipment	Controls and Instrumentation	\$41.36	\$24.84	\$16.52
PELE Pennsylvania Electric	PELE - Trans Subs	JOHNSTOWN DISTRIBUTION SUBSTAT	35300 - Station Equipment	Controls and Instrumentation	\$368.50	\$299.64	\$68.86
PELE Pennsylvania Electric	PELE - Trans Subs	JOHNSTOWN DISTRIBUTION SUBSTAT	35300 - Station Equipment	Controls and Instrumentation	\$735.88	\$456.61	\$279.27
PELE Pennsylvania Electric	PELE - Trans Subs	JOHNSTOWN DISTRIBUTION SUBSTAT	35300 - Station Equipment	Controls and Instrumentation	\$900.69	\$640.95	\$259.74
PELE Pennsylvania Electric	PELE - Trans Subs	JOHNSTOWN DISTRIBUTION SUBSTAT	35300 - Station Equipment	Controls and Instrumentation	\$1,178.63	\$985.66	\$192.97
PELE Pennsylvania Electric	PELE - Trans Subs	JOHNSTOWN DISTRIBUTION SUBSTAT	35300 - Station Equipment	Controls and Instrumentation	\$1,191.00	\$806.21	\$384.79
PELE Pennsylvania Electric	PELE - Trans Subs	JOHNSTOWN DISTRIBUTION SUBSTAT	35300 - Station Equipment	Controls and Instrumentation	\$2,718.35	\$2,176.25	\$542.10
PELE Pennsylvania Electric	PELE - Trans Subs	JOHNSTOWN DISTRIBUTION SUBSTAT	35300 - Station Equipment	Controls and Instrumentation	\$2,738.72	\$1,993.94	\$744.78
PELE Pennsylvania Electric	PELE - Trans Subs	JOHNSTOWN DISTRIBUTION SUBSTAT	35300 - Station Equipment	Controls and Instrumentation	\$11,432.21	\$9,681.87	\$1,750.34
PELE Pennsylvania Electric	PELE - Trans Subs	JOHNSTOWN DISTRIBUTION SUBSTAT	35300 - Station Equipment	Controls and Instrumentation	\$14,483.66	\$7,479.64	\$7,004.02
PELE Pennsylvania Electric	PELE - Trans Subs	JOHNSTOWN DISTRIBUTION SUBSTAT	35300 - Station Equipment	Controls and Instrumentation	\$26,322.54	\$22,555.34	\$3,767.20
PELE Pennsylvania Electric	PELE - Trans Subs	JOHNSTOWN DISTRIBUTION SUBSTAT	35300 - Station Equipment	Controls and Instrumentation	\$39,644.25	\$30,090.15	\$9,554.10
PELE Pennsylvania Electric	PELE - Trans Subs	JOHNSTOWN DISTRIBUTION SUBSTAT	35300 - Station Equipment	Controls and Instrumentation	\$81,547.27	\$38,491.55	\$43,055.72
PELE Pennsylvania Electric	PELE - Trans Subs	JOHNSTOWN DISTRIBUTION SUBSTAT	35300 - Station Equipment	Controls and Instrumentation	\$96,644.65	\$86,091.55	\$10,553.10
PELE Pennsylvania Electric	PELE - Trans Subs	JOHNSTOWN DISTRIBUTION SUBSTAT	35300 - Station Equipment	Controls and Instrumentation	\$139,731.60	\$75,189.32	\$64,542.28
PELE Pennsylvania Electric	PELE - Trans Subs	JOHNSTOWN DISTRIBUTION SUBSTAT	35300 - Station Equipment	Disconnect Switch	\$83,166.99	\$5,502.84	\$77,664.15
PELE Pennsylvania Electric	PELE - Trans Subs	JOHNSTOWN DISTRIBUTION SUBSTAT	35300 - Station Equipment	Equipment Enclosure	\$4,706.87	\$311.44	\$4,395.43
PELE Pennsylvania Electric	PELE - Trans Subs	JOHNSTOWN DISTRIBUTION SUBSTAT	35300 - Station Equipment	Foundation - Equipment	\$2,207.39	\$1,767.18	\$440.21
PELE Pennsylvania Electric	PELE - Trans Subs	JOHNSTOWN DISTRIBUTION SUBSTAT	35300 - Station Equipment	Foundation - Equipment	\$3,826.69	\$2,904.47	\$922.22
PELE Pennsylvania Electric	PELE - Trans Subs	JOHNSTOWN DISTRIBUTION SUBSTAT	35300 - Station Equipment	Foundation - Equipment	\$14,208.58	\$12,657.08	\$1,551.50
PELE Pennsylvania Electric	PELE - Trans Subs	JOHNSTOWN DISTRIBUTION SUBSTAT	35300 - Station Equipment	Generator, Motor Sets & Auxiliary S	\$33,212.89	\$20,608.36	\$12,604.53
PELE Pennsylvania Electric	PELE - Trans Subs	JOHNSTOWN DISTRIBUTION SUBSTAT	35300 - Station Equipment	Grounding System, Station	\$187.92	\$116.61	\$71.31
PELE Pennsylvania Electric	PELE - Trans Subs	JOHNSTOWN DISTRIBUTION SUBSTAT	35300 - Station Equipment	Grounding System, Station	\$891.20	\$713.47	\$177.73

Company	Major Location	Asset Location	Utility Account	Asset Retirement Unit	Book Cost	Allocated Reserve	Net Book Value
PELE Pennsylvania Electric	PELE - Trans Subs	JOHNSTOWN DISTRIBUTION SUBSTAT	35300 - Station Equipment	Grounding System, Station	\$891.89	\$676.95	\$214.94
PELE Pennsylvania Electric	PELE - Trans Subs	JOHNSTOWN DISTRIBUTION SUBSTAT	35300 - Station Equipment	Grounding System, Station	\$2,225.77	\$1,620.49	\$605.28
PELE Pennsylvania Electric	PELE - Trans Subs	JOHNSTOWN DISTRIBUTION SUBSTAT	35300 - Station Equipment	Grounding System, Station	\$22,236.43	\$19,808.33	\$2,428.10
PELE Pennsylvania Electric	PELE - Trans Subs	JOHNSTOWN DISTRIBUTION SUBSTAT	35300 - Station Equipment	Minor Station Equipment	\$118.54	\$105.60	\$12.94
PELE Pennsylvania Electric	PELE - Trans Subs	JOHNSTOWN DISTRIBUTION SUBSTAT	35300 - Station Equipment	Minor Station Equipment	\$354.94	\$304.15	\$50.79
PELE Pennsylvania Electric	PELE - Trans Subs	JOHNSTOWN DISTRIBUTION SUBSTAT	35300 - Station Equipment	Minor Station Equipment	\$5,647.20	\$3,504.05	\$2,143.15
PELE Pennsylvania Electric	PELE - Trans Subs	JOHNSTOWN DISTRIBUTION SUBSTAT	35300 - Station Equipment	Minor Station Equipment	\$12,815.51	\$11,101.51	\$1,714.00
PELE Pennsylvania Electric	PELE - Trans Subs	JOHNSTOWN DISTRIBUTION SUBSTAT	35300 - Station Equipment	Minor Station Equipment	\$61,461.45	\$21,930.78	\$39,530.67
PELE Pennsylvania Electric	PELE - Trans Subs	JOHNSTOWN DISTRIBUTION SUBSTAT	35300 - Station Equipment	Non-Unitized	\$87.80	\$0.79	\$87.01
PELE Pennsylvania Electric	PELE - Trans Subs	JOHNSTOWN DISTRIBUTION SUBSTAT	35300 - Station Equipment	Non-Unitized	\$9,506.93	\$85.19	\$9,421.74
PELE Pennsylvania Electric	PELE - Trans Subs	JOHNSTOWN DISTRIBUTION SUBSTAT	35300 - Station Equipment	Office Furniture	\$65.96	\$57.71	\$8.25
PELE Pennsylvania Electric	PELE - Trans Subs	JOHNSTOWN DISTRIBUTION SUBSTAT	35300 - Station Equipment	Reactor	\$2,530.13	\$1,920.38	\$609.75
PELE Pennsylvania Electric	PELE - Trans Subs	JOHNSTOWN DISTRIBUTION SUBSTAT	35300 - Station Equipment	Reactor	\$2,899.09	\$2,156.49	\$742.60
PELE Pennsylvania Electric	PELE - Trans Subs	JOHNSTOWN DISTRIBUTION SUBSTAT	35300 - Station Equipment	Reactor	\$4,101.77	\$2,701.70	\$1,400.07
PELE Pennsylvania Electric	PELE - Trans Subs	JOHNSTOWN DISTRIBUTION SUBSTAT	35300 - Station Equipment	Reactor	\$27,273.89	\$21,834.80	\$5,439.09
PELE Pennsylvania Electric	PELE - Trans Subs	JOHNSTOWN DISTRIBUTION SUBSTAT	35300 - Station Equipment	Relaying Equipment	\$1,324.94	\$11.87	\$1,313.07
PELE Pennsylvania Electric	PELE - Trans Subs	JOHNSTOWN DISTRIBUTION SUBSTAT	35300 - Station Equipment	Relays	\$18,931.68	\$2,431.91	\$16,499.77
PELE Pennsylvania Electric	PELE - Trans Subs	JOHNSTOWN DISTRIBUTION SUBSTAT	35300 - Station Equipment	Relays	\$102,710.90	\$920.41	\$101,790.49
PELE Pennsylvania Electric	PELE - Trans Subs	JOHNSTOWN DISTRIBUTION SUBSTAT	35300 - Station Equipment	RTU - SCADA	\$48,207.40	\$16,073.68	\$32,133.72
PELE Pennsylvania Electric	PELE - Trans Subs	JOHNSTOWN DISTRIBUTION SUBSTAT	35300 - Station Equipment	Structure	\$807.34	\$646.34	\$161.00
PELE Pennsylvania Electric	PELE - Trans Subs	JOHNSTOWN DISTRIBUTION SUBSTAT	35300 - Station Equipment	Structure	\$16,287.01	\$11,857.84	\$4,429.17
PELE Pennsylvania Electric	PELE - Trans Subs	JOHNSTOWN DISTRIBUTION SUBSTAT	35300 - Station Equipment	Structure	\$20,589.98	\$1,362.36	\$19,227.62
PELE Pennsylvania Electric	PELE - Trans Subs	JOHNSTOWN DISTRIBUTION SUBSTAT	35300 - Station Equipment	Structure	\$45,688.88	\$34,678.04	\$11,010.84
PELE Pennsylvania Electric	PELE - Trans Subs	JOHNSTOWN DISTRIBUTION SUBSTAT	35300 - Station Equipment	Structure	\$215,458.27	\$191,931.33	\$23,526.94
PELE Pennsylvania Electric	PELE - Trans Subs	JOHNSTOWN DISTRIBUTION SUBSTAT	35300 - Station Equipment	Switch	\$213.59	\$185.03	\$28.56
PELE Pennsylvania Electric	PELE - Trans Subs	JOHNSTOWN DISTRIBUTION SUBSTAT	35300 - Station Equipment	Switch	\$2,045.40	\$262.74	\$1,782.66
PELE Pennsylvania Electric	PELE - Trans Subs	JOHNSTOWN DISTRIBUTION SUBSTAT	35300 - Station Equipment	Switch	\$10,604.53	\$8,489.73	\$2,114.80
PELE Pennsylvania Electric	PELE - Trans Subs	JOHNSTOWN DISTRIBUTION SUBSTAT	35300 - Station Equipment	Switch	\$45,994.55	\$33,486.55	\$12,508.00
PELE Pennsylvania Electric	PELE - Trans Subs	JOHNSTOWN DISTRIBUTION SUBSTAT	35300 - Station Equipment	Switch	\$104,472.34	\$93,064.50	\$11,407.84
PELE Pennsylvania Electric	PELE - Trans Subs	JOHNSTOWN DISTRIBUTION SUBSTAT	35300 - Station Equipment	Transformer Equipment	\$691.54	\$214.39	\$477.15
PELE Pennsylvania Electric	PELE - Trans Subs	JOHNSTOWN DISTRIBUTION SUBSTAT	35300 - Station Equipment	Transformer, Instrument	\$2,523.97	\$1,952.32	\$571.65
PELE Pennsylvania Electric	PELE - Trans Subs	JOHNSTOWN DISTRIBUTION SUBSTAT	35300 - Station Equipment	Transformer, Instrument	\$49,155.21	\$43,787.71	\$5,367.50
PELE Pennsylvania Electric	PELE - Trans Subs	JOHNSTOWN DISTRIBUTION SUBSTAT	35300 - Station Equipment	Transformer, Other	\$58,297.53	\$7,488.72	\$50,808.81
PELE Pennsylvania Electric	PELE - Trans Subs	JOHNSTOWN DISTRIBUTION SUBSTAT	35300 - Station Equipment	Transformer, Power	\$748.79	\$608.87	\$139.92
PELE Pennsylvania Electric	PELE - Trans Subs	JOHNSTOWN DISTRIBUTION SUBSTAT	35300 - Station Equipment	Transformer, Power	\$4,912.75	\$1,981.78	\$2,930.97
PELE Pennsylvania Electric	PELE - Trans Subs	JOHNSTOWN DISTRIBUTION SUBSTAT	35300 - Station Equipment	Transformer, Power	\$61,876.99	\$49,537.18	\$12,339.81
PELE Pennsylvania Electric	PELE - Trans Subs	JOHNSTOWN DISTRIBUTION SUBSTAT	35300 - Station Equipment	Transformer, Power	\$383,884.51	\$341,966.29	\$41,918.22
PELE Pennsylvania Electric	PELE - Trans Subs	JOHNSTOWN DISTRIBUTION SUBSTAT	35300 - Station Equipment	Wiring	\$680.63	\$544.89	\$135.74
PELE Pennsylvania Electric	PELE - Trans Subs	JOHNSTOWN DISTRIBUTION SUBSTAT	35300 - Station Equipment	Wiring	\$1,015.64	\$130.47	\$885.17
PELE Pennsylvania Electric	PELE - Trans Subs	JOHNSTOWN DISTRIBUTION SUBSTAT	35300 - Station Equipment	Wiring	\$2,244.31	\$148.49	\$2,095.82
PELE Pennsylvania Electric	PELE - Trans Subs	JOHNSTOWN DISTRIBUTION SUBSTAT	35300 - Station Equipment	Wiring	\$3,494.18	\$1,246.80	\$2,247.38
PELE Pennsylvania Electric	PELE - Trans Subs	JOHNSTOWN DISTRIBUTION SUBSTAT	35300 - Station Equipment	Wiring	\$6,085.29	\$4,618.76	\$1,466.53
PELE Pennsylvania Electric	PELE - Trans Subs	JOHNSTOWN DISTRIBUTION SUBSTAT	35300 - Station Equipment	Wiring	\$24,214.59	\$20,749.07	\$3,465.52
PELE Pennsylvania Electric	PELE - Trans Subs	JOHNSTOWN DISTRIBUTION SUBSTAT	35300 - Station Equipment	Wiring	\$37,520.61	\$27,317.05	\$10,203.56
PELE Pennsylvania Electric	PELE - Trans Subs	JOHNSTOWN DISTRIBUTION SUBSTAT	35300 - Station Equipment	Wiring	\$109,686.97	\$97,709.72	\$11,977.25
		JOHNSTOWN DISTRIBUTION SUBSTAT Total			\$3,269,671.21	\$1,894,891.46	\$1,374,779.75
PELE Pennsylvania Electric	PELE - Trans Subs	KEYSTONE 230KV SUB	35300 - Station Equipment	Arrester, Lightning & Surge Protect	\$15,411.54	\$13,728.68	\$1,682.86
PELE Pennsylvania Electric	PELE - Trans Subs	KEYSTONE 230KV SUB	35300 - Station Equipment	Capacitor Bank	\$5,725.00	\$5,099.86	\$625.14
PELE Pennsylvania Electric	PELE - Trans Subs	KEYSTONE 230KV SUB	35300 - Station Equipment	Carrier Equipment System	\$3,627.10	\$3,231.04	\$396.06
PELE Pennsylvania Electric	PELE - Trans Subs	KEYSTONE 230KV SUB	35300 - Station Equipment	Carrier Equipment System	\$24,590.09	\$12,698.79	\$11,891.30
PELE Pennsylvania Electric	PELE - Trans Subs	KEYSTONE 230KV SUB	35300 - Station Equipment	Circuit Breaker	\$87,296.56	\$68,734.68	\$18,561.88
PELE Pennsylvania Electric	PELE - Trans Subs	KEYSTONE 230KV SUB	35300 - Station Equipment	Conduit/Duct System	\$6,448.52	\$5,077.37	\$1,371.15
PELE Pennsylvania Electric	PELE - Trans Subs	KEYSTONE 230KV SUB	35300 - Station Equipment	Conduit/Duct System	\$11,371.01	\$10,129.35	\$1,241.66
PELE Pennsylvania Electric	PELE - Trans Subs	KEYSTONE 230KV SUB	35300 - Station Equipment	Controls and Instrumentation	\$764.09	\$630.39	\$133.70

Company	Major Location	Asset Location	Utility Account	Asset Retirement Unit	Book Cost	Allocated Reserve	Net Book Value
PELE Pennsylvania Electric	PELE - Trans Subs	KEYSTONE 230KV SUB	35300 - Station Equipment	Controls and Instrumentation	\$849.46	\$604.50	\$244.96
PELE Pennsylvania Electric	PELE - Trans Subs	KEYSTONE 230KV SUB	35300 - Station Equipment	Controls and Instrumentation	\$17,912.96	\$14,104.12	\$3,808.84
PELE Pennsylvania Electric	PELE - Trans Subs	KEYSTONE 230KV SUB	35300 - Station Equipment	Controls and Instrumentation	\$41,298.78	\$36,789.17	\$4,509.61
PELE Pennsylvania Electric	PELE - Trans Subs	KEYSTONE 230KV SUB	35300 - Station Equipment	Equipment Enclosure	\$3,317.93	\$2,058.75	\$1,259.18
PELE Pennsylvania Electric	PELE - Trans Subs	KEYSTONE 230KV SUB	35300 - Station Equipment	Foundation - Equipment	\$2,849.20	\$2,243.37	\$605.83
PELE Pennsylvania Electric	PELE - Trans Subs	KEYSTONE 230KV SUB	35300 - Station Equipment	Foundation - Equipment	\$8,231.52	\$7,332.68	\$898.84
PELE Pennsylvania Electric	PELE - Trans Subs	KEYSTONE 230KV SUB	35300 - Station Equipment	Grounding System, Station	\$5,803.74	\$4,569.69	\$1,234.05
PELE Pennsylvania Electric	PELE - Trans Subs	KEYSTONE 230KV SUB	35300 - Station Equipment	Grounding System, Station	\$34,634.30	\$30,852.41	\$3,781.89
PELE Pennsylvania Electric	PELE - Trans Subs	KEYSTONE 230KV SUB	35300 - Station Equipment	Minor Station Equipment	\$6,718.97	\$5,985.30	\$733.67
PELE Pennsylvania Electric	PELE - Trans Subs	KEYSTONE 230KV SUB	35300 - Station Equipment	Structure	\$1,201.72	\$929.54	\$272.18
PELE Pennsylvania Electric	PELE - Trans Subs	KEYSTONE 230KV SUB	35300 - Station Equipment	Structure	\$63,915.71	\$50,325.30	\$13,590.41
PELE Pennsylvania Electric	PELE - Trans Subs	KEYSTONE 230KV SUB	35300 - Station Equipment	Structure	\$135,046.20	\$120,299.85	\$14,746.35
PELE Pennsylvania Electric	PELE - Trans Subs	KEYSTONE 230KV SUB	35300 - Station Equipment	Switch	\$13,233.56	\$10,419.71	\$2,813.85
PELE Pennsylvania Electric	PELE - Trans Subs	KEYSTONE 230KV SUB	35300 - Station Equipment	Switch	\$28,359.59	\$25,262.86	\$3,096.73
PELE Pennsylvania Electric	PELE - Trans Subs	KEYSTONE 230KV SUB	35300 - Station Equipment	Transformer, Instrument	\$18,911.91	\$16,846.83	\$2,065.08
PELE Pennsylvania Electric	PELE - Trans Subs	KEYSTONE 230KV SUB	35300 - Station Equipment	Wiring	\$39,571.85	\$35,250.80	\$4,321.05
PELE Pennsylvania Electric	PELE - Trans Subs	KEYSTONE 230KV SUB	35300 - Station Equipment	Wiring	\$42,384.62	\$33,372.37	\$9,012.25
PELE Pennsylvania Electric	PELE - Trans Subs	KEYSTONE 230KV SUB	35300 - Station Equipment	Wood Pole	\$1,213.65	\$955.59	\$258.06
		KEYSTONE 230KV SUB Total			\$620,689.58	\$517,533.01	\$103,156.57
PELE Pennsylvania Electric	PELE - Trans Subs	KEYSTONE 500KV SUB	35300 - Station Equipment	Arrester, Lightning & Surge Protect	\$563.55	\$482.89	\$80.66
PELE Pennsylvania Electric	PELE - Trans Subs	KEYSTONE 500KV SUB	35300 - Station Equipment	Arrester, Lightning & Surge Protect	\$9,490.16	\$8,381.76	\$1,108.40
PELE Pennsylvania Electric	PELE - Trans Subs	KEYSTONE 500KV SUB	35300 - Station Equipment	Arrester, Lightning & Surge Protect	\$13,318.67	\$5,372.69	\$7,945.98
PELE Pennsylvania Electric	PELE - Trans Subs	KEYSTONE 500KV SUB	35300 - Station Equipment	Arrester, Lightning & Surge Protect	\$45,249.37	\$36,225.52	\$9,023.85
PELE Pennsylvania Electric	PELE - Trans Subs	KEYSTONE 500KV SUB	35300 - Station Equipment	Arrester, Lightning & Surge Protect	\$58,215.16	\$27,478.43	\$30,736.73
PELE Pennsylvania Electric	PELE - Trans Subs	KEYSTONE 500KV SUB	35300 - Station Equipment	Battery System	\$77.17	\$65.35	\$11.82
PELE Pennsylvania Electric	PELE - Trans Subs	KEYSTONE 500KV SUB	35300 - Station Equipment	Battery System	\$5,527.36	\$4,736.30	\$791.06
PELE Pennsylvania Electric	PELE - Trans Subs	KEYSTONE 500KV SUB	35300 - Station Equipment	Battery System	\$7,521.75	\$6,643.25	\$878.50
PELE Pennsylvania Electric	PELE - Trans Subs	KEYSTONE 500KV SUB	35300 - Station Equipment	Battery System	\$12,206.84	\$8,478.55	\$3,728.29
PELE Pennsylvania Electric	PELE - Trans Subs	KEYSTONE 500KV SUB	35300 - Station Equipment	Battery System	\$15,981.27	\$9,598.51	\$6,382.76
PELE Pennsylvania Electric	PELE - Trans Subs	KEYSTONE 500KV SUB	35300 - Station Equipment	Bus	\$9,402.11	\$622.10	\$8,780.01
PELE Pennsylvania Electric	PELE - Trans Subs	KEYSTONE 500KV SUB	35300 - Station Equipment	Cable	\$90,496.38	\$5,987.81	\$84,508.57
PELE Pennsylvania Electric	PELE - Trans Subs	KEYSTONE 500KV SUB	35300 - Station Equipment	Cable, Wiring	\$0.34	\$0.22	\$0.12
PELE Pennsylvania Electric	PELE - Trans Subs	KEYSTONE 500KV SUB	35300 - Station Equipment	Cable, Wiring	\$99,606.57	\$6,590.59	\$93,015.98
PELE Pennsylvania Electric	PELE - Trans Subs	KEYSTONE 500KV SUB	35300 - Station Equipment	Capacitor Bank	\$3,789.23	\$3,246.92	\$542.31
PELE Pennsylvania Electric	PELE - Trans Subs	KEYSTONE 500KV SUB	35300 - Station Equipment	Capacitor Bank	\$14,328.97	\$12,655.42	\$1,673.55
PELE Pennsylvania Electric	PELE - Trans Subs	KEYSTONE 500KV SUB	35300 - Station Equipment	Carrier Equipment System	\$61,719.47	\$41,778.84	\$19,940.63
PELE Pennsylvania Electric	PELE - Trans Subs	KEYSTONE 500KV SUB	35300 - Station Equipment	Carrier Equipment System	\$62,679.58	\$53,709.07	\$8,970.51
PELE Pennsylvania Electric	PELE - Trans Subs	KEYSTONE 500KV SUB	35300 - Station Equipment	Carrier Equipment System	\$133,011.10	\$117,476.10	\$15,535.00
PELE Pennsylvania Electric	PELE - Trans Subs	KEYSTONE 500KV SUB	35300 - Station Equipment	Circuit Breaker	\$3,447.62	\$2,510.06	\$937.56
PELE Pennsylvania Electric	PELE - Trans Subs	KEYSTONE 500KV SUB	35300 - Station Equipment	Circuit Breaker	\$111,698.97	\$95,712.97	\$15,986.00
PELE Pennsylvania Electric	PELE - Trans Subs	KEYSTONE 500KV SUB	35300 - Station Equipment	Circuit Breaker	\$373,421.75	\$224,280.79	\$149,140.96
PELE Pennsylvania Electric	PELE - Trans Subs	KEYSTONE 500KV SUB	35300 - Station Equipment	Circuit Breaker	\$440,212.11	\$227,333.82	\$212,878.29
PELE Pennsylvania Electric	PELE - Trans Subs	KEYSTONE 500KV SUB	35300 - Station Equipment	Circuit Breaker	\$935,413.47	\$61,892.78	\$873,520.69
PELE Pennsylvania Electric	PELE - Trans Subs	KEYSTONE 500KV SUB	35300 - Station Equipment	Circuit Breaker	\$2,934,399.75	\$2,591,677.15	\$342,722.60
PELE Pennsylvania Electric	PELE - Trans Subs	KEYSTONE 500KV SUB	35300 - Station Equipment	Conduit	\$6,967.86	\$461.03	\$6,506.83
PELE Pennsylvania Electric	PELE - Trans Subs	KEYSTONE 500KV SUB	35300 - Station Equipment	Conduit/Duct System	\$126.94	\$81.22	\$45.72
PELE Pennsylvania Electric	PELE - Trans Subs	KEYSTONE 500KV SUB	35300 - Station Equipment	Conduit/Duct System	\$1,636.01	\$982.60	\$653.41
PELE Pennsylvania Electric	PELE - Trans Subs	KEYSTONE 500KV SUB	35300 - Station Equipment	Conduit/Duct System	\$21,688.82	\$18,584.79	\$3,104.03
PELE Pennsylvania Electric	PELE - Trans Subs	KEYSTONE 500KV SUB	35300 - Station Equipment	Conduit/Duct System	\$26,612.87	\$21,305.60	\$5,307.27
PELE Pennsylvania Electric	PELE - Trans Subs	KEYSTONE 500KV SUB	35300 - Station Equipment	Conduit/Duct System	\$179,731.81	\$158,740.07	\$20,991.74
PELE Pennsylvania Electric	PELE - Trans Subs	KEYSTONE 500KV SUB	35300 - Station Equipment	Controls and Instrumentation	\$691.55	\$415.35	\$276.20
PELE Pennsylvania Electric	PELE - Trans Subs	KEYSTONE 500KV SUB	35300 - Station Equipment	Controls and Instrumentation	\$1,233.05	\$917.20	\$315.85
PELE Pennsylvania Electric	PELE - Trans Subs	KEYSTONE 500KV SUB	35300 - Station Equipment	Controls and Instrumentation	\$2,018.48	\$1,561.32	\$457.16
PELE Pennsylvania Electric	PELE - Trans Subs	KEYSTONE 500KV SUB	35300 - Station Equipment	Controls and Instrumentation	\$2,984.48	\$2,585.33	\$399.15

Company	Major Location	Asset Location	Utility Account	Asset Retirement Unit	Book Cost	Allocated Reserve	Net Book Value
PELE Pennsylvania Electric	PELE - Trans Subs	KEYSTONE 500KV SUB	35300 - Station Equipment	Controls and Instrumentation	\$4,003.25	\$2,636.81	\$1,366.44
PELE Pennsylvania Electric	PELE - Trans Subs	KEYSTONE 500KV SUB	35300 - Station Equipment	Controls and Instrumentation	\$4,274.17	\$3,475.45	\$798.72
PELE Pennsylvania Electric	PELE - Trans Subs	KEYSTONE 500KV SUB	35300 - Station Equipment	Controls and Instrumentation	\$6,195.73	\$2,642.36	\$3,553.37
PELE Pennsylvania Electric	PELE - Trans Subs	KEYSTONE 500KV SUB	35300 - Station Equipment	Controls and Instrumentation	\$7,048.11	\$4,770.97	\$2,277.14
PELE Pennsylvania Electric	PELE - Trans Subs	KEYSTONE 500KV SUB	35300 - Station Equipment	Controls and Instrumentation	\$10,152.54	\$7,224.82	\$2,927.72
PELE Pennsylvania Electric	PELE - Trans Subs	KEYSTONE 500KV SUB	35300 - Station Equipment	Controls and Instrumentation	\$25,022.09	\$21,191.05	\$3,831.04
PELE Pennsylvania Electric	PELE - Trans Subs	KEYSTONE 500KV SUB	35300 - Station Equipment	Controls and Instrumentation	\$37,719.57	\$30,197.35	\$7,522.22
PELE Pennsylvania Electric	PELE - Trans Subs	KEYSTONE 500KV SUB	35300 - Station Equipment	Controls and Instrumentation	\$94,574.33	\$81,039.15	\$13,535.18
PELE Pennsylvania Electric	PELE - Trans Subs	KEYSTONE 500KV SUB	35300 - Station Equipment	Controls and Instrumentation	\$113,245.83	\$60,937.38	\$52,308.45
PELE Pennsylvania Electric	PELE - Trans Subs	KEYSTONE 500KV SUB	35300 - Station Equipment	Controls and Instrumentation	\$180,078.19	\$159,046.00	\$21,032.19
PELE Pennsylvania Electric	PELE - Trans Subs	KEYSTONE 500KV SUB	35300 - Station Equipment	Controls and Instrumentation	\$332,427.46	\$35,636.37	\$296,791.09
PELE Pennsylvania Electric	PELE - Trans Subs	KEYSTONE 500KV SUB	35300 - Station Equipment	Equipment Enclosure	\$2,554.47	\$169.02	\$2,385.45
PELE Pennsylvania Electric	PELE - Trans Subs	KEYSTONE 500KV SUB	35300 - Station Equipment	Fire Protection System for Equipmnt	\$52,472.00	\$46,343.54	\$6,128.46
PELE Pennsylvania Electric	PELE - Trans Subs	KEYSTONE 500KV SUB	35300 - Station Equipment	Foundation - Equipment	\$3,110.53	\$2,665.36	\$445.17
PELE Pennsylvania Electric	PELE - Trans Subs	KEYSTONE 500KV SUB	35300 - Station Equipment	Foundation - Equipment	\$4,630.55	\$2,781.16	\$1,849.39
PELE Pennsylvania Electric	PELE - Trans Subs	KEYSTONE 500KV SUB	35300 - Station Equipment	Foundation - Equipment	\$16,138.75	\$14,253.83	\$1,884.92
PELE Pennsylvania Electric	PELE - Trans Subs	KEYSTONE 500KV SUB	35300 - Station Equipment	Foundation - Equipment	\$27,729.70	\$22,199.71	\$5,529.99
PELE Pennsylvania Electric	PELE - Trans Subs	KEYSTONE 500KV SUB	35300 - Station Equipment	Generator	\$1,033.64	\$320.46	\$713.18
PELE Pennsylvania Electric	PELE - Trans Subs	KEYSTONE 500KV SUB	35300 - Station Equipment	Grounding System, Station	\$561.60	\$337.31	\$224.29
PELE Pennsylvania Electric	PELE - Trans Subs	KEYSTONE 500KV SUB	35300 - Station Equipment	Grounding System, Station	\$1,108.52	\$769.95	\$338.57
PELE Pennsylvania Electric	PELE - Trans Subs	KEYSTONE 500KV SUB	35300 - Station Equipment	Grounding System, Station	\$5,822.99	\$4,661.74	\$1,161.25
PELE Pennsylvania Electric	PELE - Trans Subs	KEYSTONE 500KV SUB	35300 - Station Equipment	Grounding System, Station	\$12,855.19	\$11,015.39	\$1,839.80
PELE Pennsylvania Electric	PELE - Trans Subs	KEYSTONE 500KV SUB	35300 - Station Equipment	Grounding System, Station	\$125,078.68	\$110,470.14	\$14,608.54
PELE Pennsylvania Electric	PELE - Trans Subs	KEYSTONE 500KV SUB	35300 - Station Equipment	Insulator - transmission	\$9,548.09	\$631.76	\$8,916.33
PELE Pennsylvania Electric	PELE - Trans Subs	KEYSTONE 500KV SUB	35300 - Station Equipment	Minor Station Equipment	\$75.26	\$45.20	\$30.06
PELE Pennsylvania Electric	PELE - Trans Subs	KEYSTONE 500KV SUB	35300 - Station Equipment	Minor Station Equipment	\$429.16	\$325.74	\$103.42
PELE Pennsylvania Electric	PELE - Trans Subs	KEYSTONE 500KV SUB	35300 - Station Equipment	Minor Station Equipment	\$802.71	\$571.23	\$231.48
PELE Pennsylvania Electric	PELE - Trans Subs	KEYSTONE 500KV SUB	35300 - Station Equipment	Minor Station Equipment	\$2,994.33	\$1,546.33	\$1,448.00
PELE Pennsylvania Electric	PELE - Trans Subs	KEYSTONE 500KV SUB	35300 - Station Equipment	Minor Station Equipment	\$16,275.78	\$10,099.01	\$6,176.77
PELE Pennsylvania Electric	PELE - Trans Subs	KEYSTONE 500KV SUB	35300 - Station Equipment	Minor Station Equipment	\$18,880.02	\$16,177.97	\$2,702.05
PELE Pennsylvania Electric	PELE - Trans Subs	KEYSTONE 500KV SUB	35300 - Station Equipment	Non-Unitized	\$1,003,362.09	\$46,632.71	\$956,729.38
PELE Pennsylvania Electric	PELE - Trans Subs	KEYSTONE 500KV SUB	35300 - Station Equipment	Office Furniture	\$39.52	\$37.61	\$1.91
PELE Pennsylvania Electric	PELE - Trans Subs	KEYSTONE 500KV SUB	35300 - Station Equipment	Office Furniture	\$175.13	\$132.93	\$42.20
PELE Pennsylvania Electric	PELE - Trans Subs	KEYSTONE 500KV SUB	35300 - Station Equipment	Office Furniture	\$192.58	\$170.09	\$22.49
PELE Pennsylvania Electric	PELE - Trans Subs	KEYSTONE 500KV SUB	35300 - Station Equipment	Office Furniture	\$203.96	\$184.45	\$19.51
PELE Pennsylvania Electric	PELE - Trans Subs	KEYSTONE 500KV SUB	35300 - Station Equipment	Oil Storage & Filtering System	\$30,686.56	\$10,949.63	\$19,736.93
PELE Pennsylvania Electric	PELE - Trans Subs	KEYSTONE 500KV SUB	35300 - Station Equipment	Structure	\$1,129.18	\$873.43	\$255.75
PELE Pennsylvania Electric	PELE - Trans Subs	KEYSTONE 500KV SUB	35300 - Station Equipment	Structure	\$6,524.95	\$3,225.79	\$3,299.16
PELE Pennsylvania Electric	PELE - Trans Subs	KEYSTONE 500KV SUB	35300 - Station Equipment	Structure	\$7,457.20	\$4,478.87	\$2,978.33
PELE Pennsylvania Electric	PELE - Trans Subs	KEYSTONE 500KV SUB	35300 - Station Equipment	Structure	\$23,479.52	\$1,553.55	\$21,925.97
PELE Pennsylvania Electric	PELE - Trans Subs	KEYSTONE 500KV SUB	35300 - Station Equipment	Structure	\$53,276.47	\$42,651.82	\$10,624.65
PELE Pennsylvania Electric	PELE - Trans Subs	KEYSTONE 500KV SUB	35300 - Station Equipment	Structure	\$154,030.37	\$131,986.03	\$22,044.34
PELE Pennsylvania Electric	PELE - Trans Subs	KEYSTONE 500KV SUB	35300 - Station Equipment	Structure	\$773,076.02	\$682,784.77	\$90,291.25
PELE Pennsylvania Electric	PELE - Trans Subs	KEYSTONE 500KV SUB	35300 - Station Equipment	Switch	\$50.37	\$42.66	\$7.71
PELE Pennsylvania Electric	PELE - Trans Subs	KEYSTONE 500KV SUB	35300 - Station Equipment	Switch	\$302.89	\$210.38	\$92.51
PELE Pennsylvania Electric	PELE - Trans Subs	KEYSTONE 500KV SUB	35300 - Station Equipment	Switch	\$150,088.71	\$120,157.29	\$29,931.42
PELE Pennsylvania Electric	PELE - Trans Subs	KEYSTONE 500KV SUB	35300 - Station Equipment	Switch	\$223,664.36	\$191,654.23	\$32,010.13
PELE Pennsylvania Electric	PELE - Trans Subs	KEYSTONE 500KV SUB	35300 - Station Equipment	Switch	\$736,535.07	\$650,511.61	\$86,023.46
PELE Pennsylvania Electric	PELE - Trans Subs	KEYSTONE 500KV SUB	35300 - Station Equipment	Switchgear	\$1,834.77	\$1,572.18	\$262.59
PELE Pennsylvania Electric	PELE - Trans Subs	KEYSTONE 500KV SUB	35300 - Station Equipment	Transformer, Instrument	\$10,429.65	\$6,673.45	\$3,756.20
PELE Pennsylvania Electric	PELE - Trans Subs	KEYSTONE 500KV SUB	35300 - Station Equipment	Transformer, Instrument	\$10,646.00	\$7,394.43	\$3,251.57
PELE Pennsylvania Electric	PELE - Trans Subs	KEYSTONE 500KV SUB	35300 - Station Equipment	Transformer, Instrument	\$16,664.38	\$8,967.07	\$7,697.31
PELE Pennsylvania Electric	PELE - Trans Subs	KEYSTONE 500KV SUB	35300 - Station Equipment	Transformer, Instrument	\$28,111.56	\$24,828.27	\$3,283.29
PELE Pennsylvania Electric	PELE - Trans Subs	KEYSTONE 500KV SUB	35300 - Station Equipment	Transformer, Instrument	\$38,298.99	\$18,077.70	\$20,221.29

Company	Major Location	Asset Location	Utility Account	Asset Retirement Unit	Book Cost	Allocated Reserve	Net Book Value
PELE Pennsylvania Electric	PELE - Trans Subs	KEYSTONE 500KV SUB	35300 - Station Equipment	Transformer, Instrument	\$64,407.32	\$55,189.55	\$9,217.77
PELE Pennsylvania Electric	PELE - Trans Subs	KEYSTONE 500KV SUB	35300 - Station Equipment	Transformer, Instrument	\$124,545.00	\$74,802.96	\$49,742.04
PELE Pennsylvania Electric	PELE - Trans Subs	KEYSTONE 500KV SUB	35300 - Station Equipment	Transformer, Power	\$31,453.85	\$11,957.50	\$19,496.35
PELE Pennsylvania Electric	PELE - Trans Subs	KEYSTONE 500KV SUB	35300 - Station Equipment	Transformer, Power	\$1,082,460.19	\$866,590.75	\$215,869.44
PELE Pennsylvania Electric	PELE - Trans Subs	KEYSTONE 500KV SUB	35300 - Station Equipment	Transformer, Power	\$1,284,029.37	\$1,134,061.43	\$149,967.94
PELE Pennsylvania Electric	PELE - Trans Subs	KEYSTONE 500KV SUB	35300 - Station Equipment	Transformer, Station Service : Each	\$17,162.06	\$1,135.55	\$16,026.51
PELE Pennsylvania Electric	PELE - Trans Subs	KEYSTONE 500KV SUB	35300 - Station Equipment	Wiring	\$121.57	\$105.31	\$16.26
PELE Pennsylvania Electric	PELE - Trans Subs	KEYSTONE 500KV SUB	35300 - Station Equipment	Wiring	\$549.39	\$329.96	\$219.43
PELE Pennsylvania Electric	PELE - Trans Subs	KEYSTONE 500KV SUB	35300 - Station Equipment	Wiring	\$1,997.36	\$1,031.48	\$965.88
PELE Pennsylvania Electric	PELE - Trans Subs	KEYSTONE 500KV SUB	35300 - Station Equipment	Wiring	\$3,831.73	\$1,894.33	\$1,937.40
PELE Pennsylvania Electric	PELE - Trans Subs	KEYSTONE 500KV SUB	35300 - Station Equipment	Wiring	\$5,546.27	\$2,365.38	\$3,180.89
PELE Pennsylvania Electric	PELE - Trans Subs	KEYSTONE 500KV SUB	35300 - Station Equipment	Wiring	\$65,815.86	\$52,690.54	\$13,125.32
PELE Pennsylvania Electric	PELE - Trans Subs	KEYSTONE 500KV SUB	35300 - Station Equipment	Wiring	\$104,019.44	\$89,132.50	\$14,886.94
PELE Pennsylvania Electric	PELE - Trans Subs	KEYSTONE 500KV SUB	35300 - Station Equipment	Wiring	\$528,173.42	\$466,485.52	\$61,687.90
PELE Pennsylvania Electric	PELE - Trans Subs	KEYSTONE 500KV SUB	35300 - Station Equipment	Wood Pole	\$6,329.86	\$5,067.53	\$1,262.33
		KEYSTONE 500KV SUB Total			\$13,393,016.82	\$9,131,346.19	\$4,261,670.63
PELE Pennsylvania Electric	PELE - Dist Subs	KEYSTONE SUB	35300 - Station Equipment	Bus-Insulators	\$127,816.18	\$8,457.11	\$119,359.07
PELE Pennsylvania Electric	PELE - Dist Subs	KEYSTONE SUB	35300 - Station Equipment	Carrier Transmitter/Receiver Assemb	\$96,224.66	\$11,966.86	\$84,257.80
PELE Pennsylvania Electric	PELE - Dist Subs	KEYSTONE SUB	35300 - Station Equipment	Circuit Switcher	\$257,071.24	\$26,794.61	\$230,276.63
PELE Pennsylvania Electric	PELE - Dist Subs	KEYSTONE SUB	35300 - Station Equipment	Conduit	\$7,857.60	\$365.19	\$7,492.41
PELE Pennsylvania Electric	PELE - Dist Subs	KEYSTONE SUB	35300 - Station Equipment	Control Wiring	\$58,138.22	\$7,230.28	\$50,907.94
PELE Pennsylvania Electric	PELE - Dist Subs	KEYSTONE SUB	35300 - Station Equipment	Equipment Protective Lighting & Pow	\$6,504.63	\$430.38	\$6,074.25
PELE Pennsylvania Electric	PELE - Dist Subs	KEYSTONE SUB	35300 - Station Equipment	Lighting Fixtures	\$48,797.16	\$2,267.92	\$46,529.24
PELE Pennsylvania Electric	PELE - Dist Subs	KEYSTONE SUB	35300 - Station Equipment	Non-Unitized	(\$3.24)	(\$0.21)	(\$3.03)
PELE Pennsylvania Electric	PELE - Dist Subs	KEYSTONE SUB	35300 - Station Equipment	Non-Unitized	\$1,726.65	\$47.30	\$1,679.35
PELE Pennsylvania Electric	PELE - Dist Subs	KEYSTONE SUB	35300 - Station Equipment	Non-Unitized	\$11,970.09	\$556.33	\$11,413.76
PELE Pennsylvania Electric	PELE - Dist Subs	KEYSTONE SUB	35300 - Station Equipment	Non-Unitized	\$50,678.93	\$454.14	\$50,224.79
PELE Pennsylvania Electric	PELE - Dist Subs	KEYSTONE SUB	35300 - Station Equipment	Relays	\$43,973.21	\$5,468.68	\$38,504.53
PELE Pennsylvania Electric	PELE - Dist Subs	KEYSTONE SUB	35300 - Station Equipment	Switch	\$2,319.30	\$288.44	\$2,030.86
PELE Pennsylvania Electric	PELE - Dist Subs	KEYSTONE SUB	35300 - Station Equipment	Transformer, Power	\$3,322,278.74	\$219,822.63	\$3,102,456.11
PELE Pennsylvania Electric	PELE - Dist Subs	KEYSTONE SUB	35300 - Station Equipment	Wiring	\$7,301.33	\$339.34	\$6,961.99
		KEYSTONE SUB Total			\$4,042,654.70	\$284,489.01	\$3,758,165.69
PELE Pennsylvania Electric	PELE - Dist Subs	Krayn Substation	35300 - Station Equipment	Bus	\$19,119.74	\$1,265.08	\$17,854.66
PELE Pennsylvania Electric	PELE - Dist Subs	Krayn Substation	35300 - Station Equipment	Cable, Wiring	\$201,805.94	\$13,352.74	\$188,453.20
PELE Pennsylvania Electric	PELE - Dist Subs	Krayn Substation	35300 - Station Equipment	Disconnect Switch	\$70,123.09	\$4,639.78	\$65,483.31
PELE Pennsylvania Electric	PELE - Dist Subs	Krayn Substation	35300 - Station Equipment	Insulator - transmission	\$4,449.68	\$294.42	\$4,155.26
PELE Pennsylvania Electric	PELE - Dist Subs	Krayn Substation	35300 - Station Equipment	Wiring	\$8,783.49	\$581.17	\$8,202.32
		Krayn Substation Total			\$304,281.94	\$20,133.18	\$284,148.76
PELE Pennsylvania Electric	PELE - Dist Subs	LAUREL PIPE LINE SUB	35300 - Station Equipment	Non-Unitized	\$4,480.20	\$296.44	\$4,183.76
		LAUREL PIPE LINE SUB Total			\$4,480.20	\$296.44	\$4,183.76
PELE Pennsylvania Electric	PELE - Dist Subs	LEWIS RUN SUB	35300 - Station Equipment	Transformer, Current : Each	\$30,179.48	\$1,402.63	\$28,776.85
		LEWIS RUN SUB Total			\$30,179.48	\$1,402.63	\$28,776.85
PELE Pennsylvania Electric	PELE - Dist Subs	LEWISTOWN AND REEDSVILLE SUB	35300 - Station Equipment	Bus	\$2,315.12	\$335.17	\$1,979.95
PELE Pennsylvania Electric	PELE - Dist Subs	LEWISTOWN AND REEDSVILLE SUB	35300 - Station Equipment	Bus	\$107,791.20	\$17,831.83	\$89,959.37
PELE Pennsylvania Electric	PELE - Dist Subs	LEWISTOWN AND REEDSVILLE SUB	35300 - Station Equipment	Ground	\$12,316.91	\$2,037.58	\$10,279.33
PELE Pennsylvania Electric	PELE - Dist Subs	LEWISTOWN AND REEDSVILLE SUB	35300 - Station Equipment	Non-Unitized	\$0.18	\$0.00	\$0.18
		LEWISTOWN AND REEDSVILLE SUB Total			\$122,423.41	\$20,204.57	\$102,218.84
PELE Pennsylvania Electric	PELE - Trans Subs	LEWISTOWN TRANS SUB	35300 - Station Equipment	Arrester, Lightning & Surge Protect	\$1,371.94	\$1,231.80	\$140.14
PELE Pennsylvania Electric	PELE - Trans Subs	LEWISTOWN TRANS SUB	35300 - Station Equipment	Arrester, Lightning & Surge Protect	\$2,202.30	\$1,961.82	\$240.48
PELE Pennsylvania Electric	PELE - Trans Subs	LEWISTOWN TRANS SUB	35300 - Station Equipment	Arrester, Lightning & Surge Protect	\$3,246.37	\$2,973.18	\$273.19
PELE Pennsylvania Electric	PELE - Trans Subs	LEWISTOWN TRANS SUB	35300 - Station Equipment	Arrester, Lightning & Surge Protect	\$8,103.72	\$7,462.49	\$641.23
PELE Pennsylvania Electric	PELE - Trans Subs	LEWISTOWN TRANS SUB	35300 - Station Equipment	Arrester, Lightning & Surge Protect	\$11,275.55	\$9,866.40	\$1,409.15
PELE Pennsylvania Electric	PELE - Trans Subs	LEWISTOWN TRANS SUB	35300 - Station Equipment	Arrester, Lightning & Surge Protect	\$14,634.45	\$7,557.51	\$7,076.94
PELE Pennsylvania Electric	PELE - Trans Subs	LEWISTOWN TRANS SUB	35300 - Station Equipment	Arrester, Lightning & Surge Protect	\$29,161.57	\$19,739.91	\$9,421.66

Company	Major Location	Asset Location	Utility Account	Asset Retirement Unit	Book Cost	Allocated Reserve	Net Book Value
PELE Pennsylvania Electric	PELE - Trans Subs	LEWISTOWN TRANS SUB	35300 - Station Equipment	Arrester, Lightning & Surge Protect	\$37,452.22	\$35,459.70	\$1,992.52
PELE Pennsylvania Electric	PELE - Trans Subs	LEWISTOWN TRANS SUB	35300 - Station Equipment	Arrester, Lightning & Surge Protect	\$49,371.25	\$23,303.98	\$26,067.27
PELE Pennsylvania Electric	PELE - Trans Subs	LEWISTOWN TRANS SUB	35300 - Station Equipment	Battery System	\$240.21	\$215.68	\$24.53
PELE Pennsylvania Electric	PELE - Trans Subs	LEWISTOWN TRANS SUB	35300 - Station Equipment	Battery System	\$4,244.20	\$2,872.96	\$1,371.24
PELE Pennsylvania Electric	PELE - Trans Subs	LEWISTOWN TRANS SUB	35300 - Station Equipment	Battery System	\$14,472.05	\$2,172.89	\$12,299.16
PELE Pennsylvania Electric	PELE - Trans Subs	LEWISTOWN TRANS SUB	35300 - Station Equipment	Battery System	\$33,398.49	\$299.29	\$33,099.20
PELE Pennsylvania Electric	PELE - Trans Subs	LEWISTOWN TRANS SUB	35300 - Station Equipment	Bus	\$16,665.61	\$456.55	\$16,209.06
PELE Pennsylvania Electric	PELE - Trans Subs	LEWISTOWN TRANS SUB	35300 - Station Equipment	Bus	\$25,807.38	\$5,022.78	\$20,784.60
PELE Pennsylvania Electric	PELE - Trans Subs	LEWISTOWN TRANS SUB	35300 - Station Equipment	Bus	\$269,617.49	\$40,481.54	\$229,135.95
PELE Pennsylvania Electric	PELE - Trans Subs	LEWISTOWN TRANS SUB	35300 - Station Equipment	Bus-Insulators	\$7,233.33	\$198.16	\$7,035.17
PELE Pennsylvania Electric	PELE - Trans Subs	LEWISTOWN TRANS SUB	35300 - Station Equipment	Cabinets/Panels/Consoles	\$28,933.35	\$792.62	\$28,140.73
PELE Pennsylvania Electric	PELE - Trans Subs	LEWISTOWN TRANS SUB	35300 - Station Equipment	Cabinets/Panels/Consoles	\$134,146.15	\$20,141.28	\$114,004.87
PELE Pennsylvania Electric	PELE - Trans Subs	LEWISTOWN TRANS SUB	35300 - Station Equipment	Capacitor Bank	\$127.50	\$119.43	\$8.07
PELE Pennsylvania Electric	PELE - Trans Subs	LEWISTOWN TRANS SUB	35300 - Station Equipment	Capacitor Bank	\$861.35	\$425.83	\$435.52
PELE Pennsylvania Electric	PELE - Trans Subs	LEWISTOWN TRANS SUB	35300 - Station Equipment	Capacitor Bank	\$1,467.72	\$1,344.21	\$123.51
PELE Pennsylvania Electric	PELE - Trans Subs	LEWISTOWN TRANS SUB	35300 - Station Equipment	Capacitor Bank	\$4,668.70	\$1,883.33	\$2,785.37
PELE Pennsylvania Electric	PELE - Trans Subs	LEWISTOWN TRANS SUB	35300 - Station Equipment	Capacitor Bank	\$11,424.18	\$5,392.39	\$6,031.79
PELE Pennsylvania Electric	PELE - Trans Subs	LEWISTOWN TRANS SUB	35300 - Station Equipment	Capacitor Bank	\$18,322.94	\$10,631.50	\$7,691.44
PELE Pennsylvania Electric	PELE - Trans Subs	LEWISTOWN TRANS SUB	35300 - Station Equipment	Capacitor Bank	\$76,930.72	\$6,648.50	\$70,282.22
PELE Pennsylvania Electric	PELE - Trans Subs	LEWISTOWN TRANS SUB	35300 - Station Equipment	Capacitor Bank	\$434,925.02	\$294,407.27	\$140,517.75
PELE Pennsylvania Electric	PELE - Trans Subs	LEWISTOWN TRANS SUB	35300 - Station Equipment	Carrier Equipment System	\$422.91	\$396.13	\$26.78
PELE Pennsylvania Electric	PELE - Trans Subs	LEWISTOWN TRANS SUB	35300 - Station Equipment	Carrier Equipment System	\$2,225.95	\$1,928.24	\$297.71
PELE Pennsylvania Electric	PELE - Trans Subs	LEWISTOWN TRANS SUB	35300 - Station Equipment	Carrier Equipment System	\$2,557.76	\$2,416.36	\$141.40
PELE Pennsylvania Electric	PELE - Trans Subs	LEWISTOWN TRANS SUB	35300 - Station Equipment	Carrier Equipment System	\$2,933.00	\$2,590.44	\$342.56
PELE Pennsylvania Electric	PELE - Trans Subs	LEWISTOWN TRANS SUB	35300 - Station Equipment	Carrier Equipment System	\$4,566.52	\$4,323.57	\$242.95
PELE Pennsylvania Electric	PELE - Trans Subs	LEWISTOWN TRANS SUB	35300 - Station Equipment	Carrier Equipment System	\$4,568.55	\$3,914.71	\$653.84
PELE Pennsylvania Electric	PELE - Trans Subs	LEWISTOWN TRANS SUB	35300 - Station Equipment	Carrier Equipment System	\$4,993.97	\$4,573.72	\$420.25
PELE Pennsylvania Electric	PELE - Trans Subs	LEWISTOWN TRANS SUB	35300 - Station Equipment	Carrier Equipment System	\$6,426.16	\$3,987.39	\$2,438.77
PELE Pennsylvania Electric	PELE - Trans Subs	LEWISTOWN TRANS SUB	35300 - Station Equipment	Carrier Equipment System	\$6,568.34	\$5,851.11	\$717.23
PELE Pennsylvania Electric	PELE - Trans Subs	LEWISTOWN TRANS SUB	35300 - Station Equipment	Carrier Equipment System	\$7,022.54	\$5,947.34	\$1,075.20
PELE Pennsylvania Electric	PELE - Trans Subs	LEWISTOWN TRANS SUB	35300 - Station Equipment	Carrier Equipment System	\$33,940.74	\$30,473.69	\$3,467.05
PELE Pennsylvania Electric	PELE - Trans Subs	LEWISTOWN TRANS SUB	35300 - Station Equipment	Carrier Equipment System	\$39,277.12	\$25,870.62	\$13,406.50
PELE Pennsylvania Electric	PELE - Trans Subs	LEWISTOWN TRANS SUB	35300 - Station Equipment	Carrier Equipment System	\$41,323.06	\$30,085.45	\$11,237.61
PELE Pennsylvania Electric	PELE - Trans Subs	LEWISTOWN TRANS SUB	35300 - Station Equipment	Carrier Equipment System	\$185,173.37	\$5,072.74	\$180,100.63
PELE Pennsylvania Electric	PELE - Trans Subs	LEWISTOWN TRANS SUB	35300 - Station Equipment	Circuit Breaker	\$36,383.13	\$32,410.28	\$3,972.85
PELE Pennsylvania Electric	PELE - Trans Subs	LEWISTOWN TRANS SUB	35300 - Station Equipment	Circuit Breaker	\$36,655.97	\$20,504.61	\$16,151.36
PELE Pennsylvania Electric	PELE - Trans Subs	LEWISTOWN TRANS SUB	35300 - Station Equipment	Circuit Breaker	\$42,191.89	\$38,853.33	\$3,338.56
PELE Pennsylvania Electric	PELE - Trans Subs	LEWISTOWN TRANS SUB	35300 - Station Equipment	Circuit Breaker	\$87,557.28	\$78,613.32	\$8,943.96
PELE Pennsylvania Electric	PELE - Trans Subs	LEWISTOWN TRANS SUB	35300 - Station Equipment	Circuit Breaker	\$126,271.20	\$91,932.34	\$34,338.86
PELE Pennsylvania Electric	PELE - Trans Subs	LEWISTOWN TRANS SUB	35300 - Station Equipment	Circuit Breaker	\$178,635.28	\$120,920.90	\$57,714.38
PELE Pennsylvania Electric	PELE - Trans Subs	LEWISTOWN TRANS SUB	35300 - Station Equipment	Circuit Breaker	\$225,920.25	\$213,900.90	\$12,019.35
PELE Pennsylvania Electric	PELE - Trans Subs	LEWISTOWN TRANS SUB	35300 - Station Equipment	Circuit Breaker	\$260,028.00	\$27,875.11	\$232,152.89
PELE Pennsylvania Electric	PELE - Trans Subs	LEWISTOWN TRANS SUB	35300 - Station Equipment	Circuit Breaker	\$561,514.08	\$48,527.11	\$512,986.97
PELE Pennsylvania Electric	PELE - Trans Subs	LEWISTOWN TRANS SUB	35300 - Station Equipment	Compressed Air System	\$10,765.04	\$5,322.00	\$5,443.04
PELE Pennsylvania Electric	PELE - Trans Subs	LEWISTOWN TRANS SUB	35300 - Station Equipment	Conduit	\$6,451.85	\$1,255.69	\$5,196.16
PELE Pennsylvania Electric	PELE - Trans Subs	LEWISTOWN TRANS SUB	35300 - Station Equipment	Conduit	\$12,013.81	\$1,038.25	\$10,975.56
PELE Pennsylvania Electric	PELE - Trans Subs	LEWISTOWN TRANS SUB	35300 - Station Equipment	Conduit/Duct System	\$46.70	\$40.87	\$5.83
PELE Pennsylvania Electric	PELE - Trans Subs	LEWISTOWN TRANS SUB	35300 - Station Equipment	Conduit/Duct System	\$81.07	\$74.25	\$6.82
PELE Pennsylvania Electric	PELE - Trans Subs	LEWISTOWN TRANS SUB	35300 - Station Equipment	Conduit/Duct System	\$633.54	\$564.36	\$69.18
PELE Pennsylvania Electric	PELE - Trans Subs	LEWISTOWN TRANS SUB	35300 - Station Equipment	Conduit/Duct System	\$778.94	\$717.31	\$61.63
PELE Pennsylvania Electric	PELE - Trans Subs	LEWISTOWN TRANS SUB	35300 - Station Equipment	Conduit/Duct System	\$1,351.61	\$984.05	\$367.56
PELE Pennsylvania Electric	PELE - Trans Subs	LEWISTOWN TRANS SUB	35300 - Station Equipment	Conduit/Duct System	\$2,123.52	\$1,579.58	\$543.94
PELE Pennsylvania Electric	PELE - Trans Subs	LEWISTOWN TRANS SUB	35300 - Station Equipment	Conduit/Duct System	\$6,664.48	\$5,983.71	\$680.77
PELE Pennsylvania Electric	PELE - Trans Subs	LEWISTOWN TRANS SUB	35300 - Station Equipment	Conduit/Duct System	\$7,699.28	\$4,467.35	\$3,231.93

Company	Major Location	Asset Location	Utility Account	Asset Retirement Unit	Book Cost	Allocated Reserve	Net Book Value
PELE Pennsylvania Electric	PELE - Trans Subs	LEWISTOWN TRANS SUB	35300 - Station Equipment	Conduit/Duct System	\$7,768.88	\$5,258.87	\$2,510.01
PELE Pennsylvania Electric	PELE - Trans Subs	LEWISTOWN TRANS SUB	35300 - Station Equipment	Conduit/Duct System	\$26,192.21	\$24,798.73	\$1,393.48
PELE Pennsylvania Electric	PELE - Trans Subs	LEWISTOWN TRANS SUB	35300 - Station Equipment	Control Wiring	\$1,778.48	\$267.03	\$1,511.45
PELE Pennsylvania Electric	PELE - Trans Subs	LEWISTOWN TRANS SUB	35300 - Station Equipment	Control Wiring	\$12,487.92	\$342.10	\$12,145.82
PELE Pennsylvania Electric	PELE - Trans Subs	LEWISTOWN TRANS SUB	35300 - Station Equipment	Control Wiring	\$20,289.78	\$943.00	\$19,346.78
PELE Pennsylvania Electric	PELE - Trans Subs	LEWISTOWN TRANS SUB	35300 - Station Equipment	Controls and Instrumentation	\$114.48	\$107.57	\$6.91
PELE Pennsylvania Electric	PELE - Trans Subs	LEWISTOWN TRANS SUB	35300 - Station Equipment	Controls and Instrumentation	\$145.53	\$123.25	\$22.28
PELE Pennsylvania Electric	PELE - Trans Subs	LEWISTOWN TRANS SUB	35300 - Station Equipment	Controls and Instrumentation	\$205.66	\$192.64	\$13.02
PELE Pennsylvania Electric	PELE - Trans Subs	LEWISTOWN TRANS SUB	35300 - Station Equipment	Controls and Instrumentation	\$337.78	\$323.63	\$14.15
PELE Pennsylvania Electric	PELE - Trans Subs	LEWISTOWN TRANS SUB	35300 - Station Equipment	Controls and Instrumentation	\$388.47	\$359.50	\$28.97
PELE Pennsylvania Electric	PELE - Trans Subs	LEWISTOWN TRANS SUB	35300 - Station Equipment	Controls and Instrumentation	\$666.00	\$619.10	\$46.90
PELE Pennsylvania Electric	PELE - Trans Subs	LEWISTOWN TRANS SUB	35300 - Station Equipment	Controls and Instrumentation	\$666.27	\$549.69	\$116.58
PELE Pennsylvania Electric	PELE - Trans Subs	LEWISTOWN TRANS SUB	35300 - Station Equipment	Controls and Instrumentation	\$819.55	\$754.70	\$64.85
PELE Pennsylvania Electric	PELE - Trans Subs	LEWISTOWN TRANS SUB	35300 - Station Equipment	Controls and Instrumentation	\$1,836.80	\$1,682.23	\$154.57
PELE Pennsylvania Electric	PELE - Trans Subs	LEWISTOWN TRANS SUB	35300 - Station Equipment	Controls and Instrumentation	\$2,815.47	\$2,003.56	\$811.91
PELE Pennsylvania Electric	PELE - Trans Subs	LEWISTOWN TRANS SUB	35300 - Station Equipment	Controls and Instrumentation	\$3,494.63	\$2,797.72	\$696.91
PELE Pennsylvania Electric	PELE - Trans Subs	LEWISTOWN TRANS SUB	35300 - Station Equipment	Controls and Instrumentation	\$5,217.17	\$4,916.40	\$300.77
PELE Pennsylvania Electric	PELE - Trans Subs	LEWISTOWN TRANS SUB	35300 - Station Equipment	Controls and Instrumentation	\$5,655.44	\$4,292.50	\$1,362.94
PELE Pennsylvania Electric	PELE - Trans Subs	LEWISTOWN TRANS SUB	35300 - Station Equipment	Controls and Instrumentation	\$8,062.32	\$6,908.47	\$1,153.85
PELE Pennsylvania Electric	PELE - Trans Subs	LEWISTOWN TRANS SUB	35300 - Station Equipment	Controls and Instrumentation	\$9,189.88	\$8,186.40	\$1,003.48
PELE Pennsylvania Electric	PELE - Trans Subs	LEWISTOWN TRANS SUB	35300 - Station Equipment	Controls and Instrumentation	\$12,786.64	\$7,934.02	\$4,852.62
PELE Pennsylvania Electric	PELE - Trans Subs	LEWISTOWN TRANS SUB	35300 - Station Equipment	Controls and Instrumentation	\$13,223.36	\$9,836.19	\$3,387.17
PELE Pennsylvania Electric	PELE - Trans Subs	LEWISTOWN TRANS SUB	35300 - Station Equipment	Controls and Instrumentation	\$15,949.16	\$13,955.93	\$1,993.23
PELE Pennsylvania Electric	PELE - Trans Subs	LEWISTOWN TRANS SUB	35300 - Station Equipment	Controls and Instrumentation	\$38,316.41	\$27,896.44	\$10,419.97
PELE Pennsylvania Electric	PELE - Trans Subs	LEWISTOWN TRANS SUB	35300 - Station Equipment	Controls and Instrumentation	\$56,304.37	\$38,113.27	\$18,191.10
PELE Pennsylvania Electric	PELE - Trans Subs	LEWISTOWN TRANS SUB	35300 - Station Equipment	Controls and Instrumentation	\$57,633.39	\$51,746.14	\$5,887.25
PELE Pennsylvania Electric	PELE - Trans Subs	LEWISTOWN TRANS SUB	35300 - Station Equipment	Controls and Instrumentation	\$73,506.00	\$69,595.36	\$3,910.64
PELE Pennsylvania Electric	PELE - Trans Subs	LEWISTOWN TRANS SUB	35300 - Station Equipment	Controls and Instrumentation	\$82,165.80	\$49,349.59	\$32,816.21
PELE Pennsylvania Electric	PELE - Trans Subs	LEWISTOWN TRANS SUB	35300 - Station Equipment	Controls and Instrumentation	\$114,713.57	\$54,146.54	\$60,567.03
PELE Pennsylvania Electric	PELE - Trans Subs	LEWISTOWN TRANS SUB	35300 - Station Equipment	Controls and Instrumentation	\$169,837.41	\$95,003.60	\$74,833.81
PELE Pennsylvania Electric	PELE - Trans Subs	LEWISTOWN TRANS SUB	35300 - Station Equipment	CT 138KV	\$9,226.62	\$1,385.33	\$7,841.29
PELE Pennsylvania Electric	PELE - Trans Subs	LEWISTOWN TRANS SUB	35300 - Station Equipment	CT 2.5KV - 15KV	\$32,357.57	\$2,796.40	\$29,561.17
PELE Pennsylvania Electric	PELE - Trans Subs	LEWISTOWN TRANS SUB	35300 - Station Equipment	CT 46KV - 69KV	\$23,994.93	\$2,073.69	\$21,921.24
PELE Pennsylvania Electric	PELE - Trans Subs	LEWISTOWN TRANS SUB	35300 - Station Equipment	Equipment Enclosure	\$5,993.32	\$517.95	\$5,475.37
PELE Pennsylvania Electric	PELE - Trans Subs	LEWISTOWN TRANS SUB	35300 - Station Equipment	Foundation - Equipment	\$760.13	\$699.98	\$60.15
PELE Pennsylvania Electric	PELE - Trans Subs	LEWISTOWN TRANS SUB	35300 - Station Equipment	Foundation - Equipment	\$927.10	\$825.86	\$101.24
PELE Pennsylvania Electric	PELE - Trans Subs	LEWISTOWN TRANS SUB	35300 - Station Equipment	Foundation - Equipment	\$3,907.20	\$2,844.66	\$1,062.54
PELE Pennsylvania Electric	PELE - Trans Subs	LEWISTOWN TRANS SUB	35300 - Station Equipment	Foundation - Equipment	\$9,110.59	\$8,179.95	\$930.64
PELE Pennsylvania Electric	PELE - Trans Subs	LEWISTOWN TRANS SUB	35300 - Station Equipment	Foundation - Equipment	\$17,907.16	\$3,485.20	\$14,421.96
PELE Pennsylvania Electric	PELE - Trans Subs	LEWISTOWN TRANS SUB	35300 - Station Equipment	Foundation - Equipment	\$19,885.21	\$13,460.59	\$6,424.62
PELE Pennsylvania Electric	PELE - Trans Subs	LEWISTOWN TRANS SUB	35300 - Station Equipment	Foundation - Equipment	\$32,003.61	\$30,300.96	\$1,702.65
PELE Pennsylvania Electric	PELE - Trans Subs	LEWISTOWN TRANS SUB	35300 - Station Equipment	Fuse Equipment	\$73.35	\$69.45	\$3.90
PELE Pennsylvania Electric	PELE - Trans Subs	LEWISTOWN TRANS SUB	35300 - Station Equipment	Fuse Equipment	\$905.58	\$757.32	\$148.26
PELE Pennsylvania Electric	PELE - Trans Subs	LEWISTOWN TRANS SUB	35300 - Station Equipment	Fuse Equipment	\$28,123.90	\$2,430.52	\$25,693.38
PELE Pennsylvania Electric	PELE - Trans Subs	LEWISTOWN TRANS SUB	35300 - Station Equipment	Grounding System, Station	\$352.82	\$324.90	\$27.92
PELE Pennsylvania Electric	PELE - Trans Subs	LEWISTOWN TRANS SUB	35300 - Station Equipment	Grounding System, Station	\$1,899.39	\$1,705.37	\$194.02
PELE Pennsylvania Electric	PELE - Trans Subs	LEWISTOWN TRANS SUB	35300 - Station Equipment	Grounding System, Station	\$6,411.93	\$4,668.24	\$1,743.69
PELE Pennsylvania Electric	PELE - Trans Subs	LEWISTOWN TRANS SUB	35300 - Station Equipment	Grounding System, Station	\$12,500.56	\$8,461.82	\$4,038.74
PELE Pennsylvania Electric	PELE - Trans Subs	LEWISTOWN TRANS SUB	35300 - Station Equipment	Grounding System, Station	\$15,668.62	\$14,835.02	\$833.60
PELE Pennsylvania Electric	PELE - Trans Subs	LEWISTOWN TRANS SUB	35300 - Station Equipment	HVAC	\$51.56	\$47.48	\$4.08
PELE Pennsylvania Electric	PELE - Trans Subs	LEWISTOWN TRANS SUB	35300 - Station Equipment	HVAC	\$87.27	\$82.01	\$5.26
PELE Pennsylvania Electric	PELE - Trans Subs	LEWISTOWN TRANS SUB	35300 - Station Equipment	HVAC	\$910.93	\$582.86	\$328.07
PELE Pennsylvania Electric	PELE - Trans Subs	LEWISTOWN TRANS SUB	35300 - Station Equipment	HVAC	\$5,996.51	\$5,677.49	\$319.02
PELE Pennsylvania Electric	PELE - Trans Subs	LEWISTOWN TRANS SUB	35300 - Station Equipment	HVAC	\$10,142.94	\$4,787.62	\$5,355.32

Company	Major Location	Asset Location	Utility Account	Asset Retirement Unit	Book Cost	Allocated Reserve	Net Book Value
PELE Pennsylvania Electric	PELE - Trans Subs	LEWISTOWN TRANS SUB	35300 - Station Equipment	HVAC System	\$5,003.34	\$861.66	\$4,141.68
PELE Pennsylvania Electric	PELE - Trans Subs	LEWISTOWN TRANS SUB	35300 - Station Equipment	Line Wave Trap	\$43,105.79	\$1,180.86	\$41,924.93
PELE Pennsylvania Electric	PELE - Trans Subs	LEWISTOWN TRANS SUB	35300 - Station Equipment	Minor Station Equipment	\$28.00	\$26.56	\$1.44
PELE Pennsylvania Electric	PELE - Trans Subs	LEWISTOWN TRANS SUB	35300 - Station Equipment	Minor Station Equipment	\$55.36	\$52.41	\$2.95
PELE Pennsylvania Electric	PELE - Trans Subs	LEWISTOWN TRANS SUB	35300 - Station Equipment	Minor Station Equipment	\$71.41	\$63.07	\$8.34
PELE Pennsylvania Electric	PELE - Trans Subs	LEWISTOWN TRANS SUB	35300 - Station Equipment	Minor Station Equipment	\$488.17	\$363.12	\$125.05
PELE Pennsylvania Electric	PELE - Trans Subs	LEWISTOWN TRANS SUB	35300 - Station Equipment	Minor Station Equipment	\$940.44	\$636.60	\$303.84
PELE Pennsylvania Electric	PELE - Trans Subs	LEWISTOWN TRANS SUB	35300 - Station Equipment	Minor Station Equipment	\$1,071.85	\$813.54	\$258.31
PELE Pennsylvania Electric	PELE - Trans Subs	LEWISTOWN TRANS SUB	35300 - Station Equipment	Minor Station Equipment	\$1,939.02	\$1,599.74	\$339.28
PELE Pennsylvania Electric	PELE - Trans Subs	LEWISTOWN TRANS SUB	35300 - Station Equipment	Minor Station Equipment	\$2,930.00	\$2,683.44	\$246.56
PELE Pennsylvania Electric	PELE - Trans Subs	LEWISTOWN TRANS SUB	35300 - Station Equipment	Minor Station Equipment	\$3,233.54	\$3,005.84	\$227.70
PELE Pennsylvania Electric	PELE - Trans Subs	LEWISTOWN TRANS SUB	35300 - Station Equipment	Minor Station Equipment	\$4,160.60	\$3,604.14	\$556.46
PELE Pennsylvania Electric	PELE - Trans Subs	LEWISTOWN TRANS SUB	35300 - Station Equipment	Minor Station Equipment	\$11,876.04	\$7,822.38	\$4,053.66
PELE Pennsylvania Electric	PELE - Trans Subs	LEWISTOWN TRANS SUB	35300 - Station Equipment	Minor Station Equipment	\$12,959.58	\$11,104.85	\$1,854.73
PELE Pennsylvania Electric	PELE - Trans Subs	LEWISTOWN TRANS SUB	35300 - Station Equipment	Non-Unitized	\$103.08	\$0.92	\$102.16
PELE Pennsylvania Electric	PELE - Trans Subs	LEWISTOWN TRANS SUB	35300 - Station Equipment	Non-Unitized	\$10,121.13	\$669.68	\$9,451.45
PELE Pennsylvania Electric	PELE - Trans Subs	LEWISTOWN TRANS SUB	35300 - Station Equipment	Non-Unitized	\$24,432.08	\$2,111.47	\$22,320.61
PELE Pennsylvania Electric	PELE - Trans Subs	LEWISTOWN TRANS SUB	35300 - Station Equipment	Office Furniture	\$14.20	\$13.61	\$0.59
PELE Pennsylvania Electric	PELE - Trans Subs	LEWISTOWN TRANS SUB	35300 - Station Equipment	Office Furniture	\$16.71	\$16.01	\$0.70
PELE Pennsylvania Electric	PELE - Trans Subs	LEWISTOWN TRANS SUB	35300 - Station Equipment	Office Furniture	\$23.23	\$22.26	\$0.97
PELE Pennsylvania Electric	PELE - Trans Subs	LEWISTOWN TRANS SUB	35300 - Station Equipment	Office Furniture	\$48.68	\$46.09	\$2.59
PELE Pennsylvania Electric	PELE - Trans Subs	LEWISTOWN TRANS SUB	35300 - Station Equipment	Office Furniture	\$102.30	\$96.64	\$5.66
PELE Pennsylvania Electric	PELE - Trans Subs	LEWISTOWN TRANS SUB	35300 - Station Equipment	Office Furniture	\$135.09	\$129.43	\$5.66
PELE Pennsylvania Electric	PELE - Trans Subs	LEWISTOWN TRANS SUB	35300 - Station Equipment	Reactor	\$33,086.21	\$22,396.56	\$10,689.65
PELE Pennsylvania Electric	PELE - Trans Subs	LEWISTOWN TRANS SUB	35300 - Station Equipment	Recloser	\$1,757.79	\$151.91	\$1,605.88
PELE Pennsylvania Electric	PELE - Trans Subs	LEWISTOWN TRANS SUB	35300 - Station Equipment	Regulating Equipment	\$159.48	\$143.19	\$16.29
PELE Pennsylvania Electric	PELE - Trans Subs	LEWISTOWN TRANS SUB	35300 - Station Equipment	Regulating Equipment	\$7,177.75	\$6,573.73	\$604.02
PELE Pennsylvania Electric	PELE - Trans Subs	LEWISTOWN TRANS SUB	35300 - Station Equipment	Regulating Equipment	\$17,899.30	\$16,979.64	\$919.66
PELE Pennsylvania Electric	PELE - Trans Subs	LEWISTOWN TRANS SUB	35300 - Station Equipment	Relaying Equipment	\$6,081.07	\$525.53	\$5,555.54
PELE Pennsylvania Electric	PELE - Trans Subs	LEWISTOWN TRANS SUB	35300 - Station Equipment	Relaying Equipment	\$208,618.92	\$31,322.94	\$177,295.98
PELE Pennsylvania Electric	PELE - Trans Subs	LEWISTOWN TRANS SUB	35300 - Station Equipment	Relays	\$52,850.16	\$4,567.41	\$48,282.75
PELE Pennsylvania Electric	PELE - Trans Subs	LEWISTOWN TRANS SUB	35300 - Station Equipment	Relays	\$54,415.85	\$8,170.23	\$46,245.62
PELE Pennsylvania Electric	PELE - Trans Subs	LEWISTOWN TRANS SUB	35300 - Station Equipment	Relays	\$148,724.63	\$4,074.25	\$144,650.38
PELE Pennsylvania Electric	PELE - Trans Subs	LEWISTOWN TRANS SUB	35300 - Station Equipment	Revenue Metering Equipment	\$11,945.63	\$1,032.36	\$10,913.27
PELE Pennsylvania Electric	PELE - Trans Subs	LEWISTOWN TRANS SUB	35300 - Station Equipment	Structure	\$912.93	\$773.15	\$139.78
PELE Pennsylvania Electric	PELE - Trans Subs	LEWISTOWN TRANS SUB	35300 - Station Equipment	Structure	\$917.22	\$817.07	\$100.15
PELE Pennsylvania Electric	PELE - Trans Subs	LEWISTOWN TRANS SUB	35300 - Station Equipment	Structure	\$54,101.02	\$48,574.61	\$5,526.41
PELE Pennsylvania Electric	PELE - Trans Subs	LEWISTOWN TRANS SUB	35300 - Station Equipment	Structure	\$92,881.50	\$67,622.81	\$25,258.69
PELE Pennsylvania Electric	PELE - Trans Subs	LEWISTOWN TRANS SUB	35300 - Station Equipment	Structure	\$189,000.46	\$178,945.31	\$10,055.15
PELE Pennsylvania Electric	PELE - Trans Subs	LEWISTOWN TRANS SUB	35300 - Station Equipment	Structure	\$245,617.03	\$166,261.86	\$79,355.17
PELE Pennsylvania Electric	PELE - Trans Subs	LEWISTOWN TRANS SUB	35300 - Station Equipment	Switch	\$1,348.10	\$1,200.89	\$147.21
PELE Pennsylvania Electric	PELE - Trans Subs	LEWISTOWN TRANS SUB	35300 - Station Equipment	Switch	\$5,383.70	\$2,661.59	\$2,722.11
PELE Pennsylvania Electric	PELE - Trans Subs	LEWISTOWN TRANS SUB	35300 - Station Equipment	Switch	\$13,203.78	\$12,158.99	\$1,044.79
PELE Pennsylvania Electric	PELE - Trans Subs	LEWISTOWN TRANS SUB	35300 - Station Equipment	Switch	\$20,910.87	\$1,807.16	\$19,103.71
PELE Pennsylvania Electric	PELE - Trans Subs	LEWISTOWN TRANS SUB	35300 - Station Equipment	Switch	\$22,690.09	\$16,519.63	\$6,170.46
PELE Pennsylvania Electric	PELE - Trans Subs	LEWISTOWN TRANS SUB	35300 - Station Equipment	Switch	\$23,096.10	\$19,790.66	\$3,305.44
PELE Pennsylvania Electric	PELE - Trans Subs	LEWISTOWN TRANS SUB	35300 - Station Equipment	Switch	\$27,097.77	\$5,273.93	\$21,823.84
PELE Pennsylvania Electric	PELE - Trans Subs	LEWISTOWN TRANS SUB	35300 - Station Equipment	Switch	\$40,980.60	\$36,794.44	\$4,186.16
PELE Pennsylvania Electric	PELE - Trans Subs	LEWISTOWN TRANS SUB	35300 - Station Equipment	Switch	\$127,956.96	\$121,149.43	\$6,807.53
PELE Pennsylvania Electric	PELE - Trans Subs	LEWISTOWN TRANS SUB	35300 - Station Equipment	Switch	\$222,642.06	\$150,709.75	\$71,932.31
PELE Pennsylvania Electric	PELE - Trans Subs	LEWISTOWN TRANS SUB	35300 - Station Equipment	Switchgear	\$2,864.69	\$2,506.68	\$358.01
PELE Pennsylvania Electric	PELE - Trans Subs	LEWISTOWN TRANS SUB	35300 - Station Equipment	Transformer, Current : Each	\$37,099.78	\$5,570.32	\$31,529.46
PELE Pennsylvania Electric	PELE - Trans Subs	LEWISTOWN TRANS SUB	35300 - Station Equipment	Transformer, Instrument	\$39.45	\$31.06	\$8.39
PELE Pennsylvania Electric	PELE - Trans Subs	LEWISTOWN TRANS SUB	35300 - Station Equipment	Transformer, Instrument	\$15,972.62	\$15,122.85	\$849.77

Company	Major Location	Asset Location	Utility Account	Asset Retirement Unit	Book Cost	Allocated Reserve	Net Book Value
PELE Pennsylvania Electric	PELE - Trans Subs	LEWISTOWN TRANS SUB	35300 - Station Equipment	Transformer, Instrument	\$30,927.53	\$27,768.29	\$3,159.24
PELE Pennsylvania Electric	PELE - Trans Subs	LEWISTOWN TRANS SUB	35300 - Station Equipment	Transformer, Potential : Each	\$28,758.59	\$2,485.38	\$26,273.21
PELE Pennsylvania Electric	PELE - Trans Subs	LEWISTOWN TRANS SUB	35300 - Station Equipment	Transformer, Power	\$130.50	\$121.31	\$9.19
PELE Pennsylvania Electric	PELE - Trans Subs	LEWISTOWN TRANS SUB	35300 - Station Equipment	Transformer, Power	\$877.93	\$804.05	\$73.88
PELE Pennsylvania Electric	PELE - Trans Subs	LEWISTOWN TRANS SUB	35300 - Station Equipment	Transformer, Power	\$942.85	\$872.55	\$70.30
PELE Pennsylvania Electric	PELE - Trans Subs	LEWISTOWN TRANS SUB	35300 - Station Equipment	Transformer, Power	\$12,328.74	\$8,975.99	\$3,352.75
PELE Pennsylvania Electric	PELE - Trans Subs	LEWISTOWN TRANS SUB	35300 - Station Equipment	Transformer, Power	\$21,515.41	\$11,110.96	\$10,404.45
PELE Pennsylvania Electric	PELE - Trans Subs	LEWISTOWN TRANS SUB	35300 - Station Equipment	Transformer, Power	\$52,648.57	\$21,238.20	\$31,410.37
PELE Pennsylvania Electric	PELE - Trans Subs	LEWISTOWN TRANS SUB	35300 - Station Equipment	Transformer, Power	\$690,248.05	\$653,525.67	\$36,722.38
PELE Pennsylvania Electric	PELE - Trans Subs	LEWISTOWN TRANS SUB	35300 - Station Equipment	Transformer, Power	\$2,979,985.14	\$854,263.40	\$2,125,721.74
PELE Pennsylvania Electric	PELE - Trans Subs	LEWISTOWN TRANS SUB	35300 - Station Equipment	Transformer, Station Service : Each	\$38,408.93	\$14,601.55	\$23,807.38
PELE Pennsylvania Electric	PELE - Trans Subs	LEWISTOWN TRANS SUB	35300 - Station Equipment	VT 115KV	\$30,149.43	\$2,605.57	\$27,543.86
PELE Pennsylvania Electric	PELE - Trans Subs	LEWISTOWN TRANS SUB	35300 - Station Equipment	Wiring	\$1,559.56	\$1,460.80	\$98.76
PELE Pennsylvania Electric	PELE - Trans Subs	LEWISTOWN TRANS SUB	35300 - Station Equipment	Wiring	\$2,142.07	\$1,972.57	\$169.50
PELE Pennsylvania Electric	PELE - Trans Subs	LEWISTOWN TRANS SUB	35300 - Station Equipment	Wiring	\$2,953.99	\$2,501.72	\$452.27
PELE Pennsylvania Electric	PELE - Trans Subs	LEWISTOWN TRANS SUB	35300 - Station Equipment	Wiring	\$3,633.98	\$3,237.17	\$396.81
PELE Pennsylvania Electric	PELE - Trans Subs	LEWISTOWN TRANS SUB	35300 - Station Equipment	Wiring	\$18,352.89	\$6,548.71	\$11,804.18
PELE Pennsylvania Electric	PELE - Trans Subs	LEWISTOWN TRANS SUB	35300 - Station Equipment	Wiring	\$41,193.36	\$27,884.40	\$13,308.96
PELE Pennsylvania Electric	PELE - Trans Subs	LEWISTOWN TRANS SUB	35300 - Station Equipment	Wiring	\$47,816.95	\$42,932.45	\$4,884.50
PELE Pennsylvania Electric	PELE - Trans Subs	LEWISTOWN TRANS SUB	35300 - Station Equipment	Wiring	\$48,628.23	\$35,404.01	\$13,224.22
PELE Pennsylvania Electric	PELE - Trans Subs	LEWISTOWN TRANS SUB	35300 - Station Equipment	Wiring	\$69,852.79	\$66,136.50	\$3,716.29
PELE Pennsylvania Electric	PELE - Trans Subs	LEWISTOWN TRANS SUB	35300 - Station Equipment	Wiring	\$76,992.61	\$6,653.85	\$70,338.76
PELE Pennsylvania Electric	PELE - Trans Subs	LEWISTOWN TRANS SUB	35300 - Station Equipment	Wood Pole	\$1,941.68	\$1,818.72	\$122.96
		LEWISTOWN TRANS SUB Total			\$10,180,123.24	\$4,702,142.78	\$5,477,980.46
PELE Pennsylvania Electric	PELE - Trans Subs	LICK RUN TRANS SUB	35300 - Station Equipment	Capacitor Bank	(\$103.01)	(\$13.24)	(\$89.77)
PELE Pennsylvania Electric	PELE - Trans Subs	LICK RUN TRANS SUB	35300 - Station Equipment	Carrier Telephone Equipment	\$60.08	\$7.72	\$52.36
PELE Pennsylvania Electric	PELE - Trans Subs	LICK RUN TRANS SUB	35300 - Station Equipment	Transformer, Current : Each	\$54.06	\$6.95	\$47.11
		LICK RUN TRANS SUB Total			\$11.13	\$1.43	\$9.70
PELE Pennsylvania Electric	PELE - Dist Subs	LILLY SUB	35300 - Station Equipment	Non-Unitized	\$2,031.47	\$134.41	\$1,897.06
		LILLY SUB Total			\$2,031.47	\$134.41	\$1,897.06
PELE Pennsylvania Electric	PELE - Trans Subs	LOBO TRANS SWITCHING STATION	35300 - Station Equipment	Controls and Instrumentation	\$23,329.35	\$11,011.81	\$12,317.54
PELE Pennsylvania Electric	PELE - Trans Subs	LOBO TRANS SWITCHING STATION	35300 - Station Equipment	Grounding System, Station	\$3,298.36	\$2,681.99	\$616.37
PELE Pennsylvania Electric	PELE - Trans Subs	LOBO TRANS SWITCHING STATION	35300 - Station Equipment	Structure	\$108,968.29	\$88,605.26	\$20,363.03
PELE Pennsylvania Electric	PELE - Trans Subs	LOBO TRANS SWITCHING STATION	35300 - Station Equipment	Switch	\$38,195.73	\$31,058.05	\$7,137.68
PELE Pennsylvania Electric	PELE - Trans Subs	LOBO TRANS SWITCHING STATION	35300 - Station Equipment	Wiring	\$18,265.27	\$14,852.02	\$3,413.25
		LOBO TRANS SWITCHING STATION Total			\$192,057.00	\$148,209.13	\$43,847.87
PELE Pennsylvania Electric	PELE - Dist Subs	LUCERNE SUB	35300 - Station Equipment	Carrier Equipment System	\$30,780.15	\$4,456.18	\$26,323.97
PELE Pennsylvania Electric	PELE - Dist Subs	LUCERNE SUB	35300 - Station Equipment	Control Wiring	\$2,081.36	\$301.33	\$1,780.03
		LUCERNE SUB Total			\$32,861.51	\$4,757.51	\$28,104.00
PELE Pennsylvania Electric	PELE - Dist Subs	MADERA SUB	35300 - Station Equipment	Non-Unitized	\$948.98	\$62.79	\$886.19
PELE Pennsylvania Electric	PELE - Dist Subs	MADERA SUB	35300 - Station Equipment	Non-Unitized	\$2,119.17	\$58.05	\$2,061.12
		MADERA SUB Total			\$3,068.15	\$120.84	\$2,947.31
PELE Pennsylvania Electric	PELE - Radio/Microwave Equipment	MANSFIELD RADIO COMMUNICATION STATION	35300 - Station Equipment	Carrier Equipment System	\$160.57	\$151.31	\$9.26
PELE Pennsylvania Electric	PELE - Radio/Microwave Equipment	MANSFIELD RADIO COMMUNICATION STATION	35300 - Station Equipment	Minor Station Equipment	\$11,118.01	\$9,040.38	\$2,077.63
		MANSFIELD RADIO COMMUNICATION STATION Total			\$11,278.58	\$9,191.69	\$2,086.89
PELE Pennsylvania Electric	PELE - Dist Subs	MANSFIELD SUB	35300 - Station Equipment	Line Wave Trap	\$6,029.91	\$646.51	\$5,383.40
PELE Pennsylvania Electric	PELE - Dist Subs	MANSFIELD SUB	35300 - Station Equipment	Relays	\$6,065.85	\$650.26	\$5,415.59
PELE Pennsylvania Electric	PELE - Dist Subs	MANSFIELD SUB	35300 - Station Equipment	Transformer, Current : Each	\$6,238.47	\$668.80	\$5,569.67
		MANSFIELD SUB Total			\$18,334.23	\$1,965.57	\$16,368.66
PELE Pennsylvania Electric	PELE - SW & MTR FAC	MARSHALL SWITCHING STATION	35300 - Station Equipment	Cabinets/Panels/Consoles	\$114,267.68	\$3,130.31	\$111,137.37
PELE Pennsylvania Electric	PELE - SW & MTR FAC	MARSHALL SWITCHING STATION	35300 - Station Equipment	Circuit Breaker	\$502,988.38	\$23,377.12	\$479,611.26
		MARSHALL SWITCHING STATION Total			\$617,256.06	\$26,507.42	\$590,748.64
PELE Pennsylvania Electric	PELE - Dist Subs	MEHOOPANY SUB	35300 - Station Equipment	Non-Unitized	(\$1,668,552.09)	(\$45,709.21)	(\$1,622,842.88)
		MEHOOPANY SUB Total			(\$1,668,552.09)	(\$45,709.21)	(\$1,622,842.88)

Company	Major Location	Asset Location	Utility Account	Asset Retirement Unit	Book Cost	Allocated Reserve	Net Book Value
PELE Pennsylvania Electric	PELE - Dist Subs	MORGAN STREET SUB	35300 - Station Equipment	Cable, Wiring	\$1,857.57	\$231.01	\$1,626.56
		MORGAN STREET SUB Total			\$1,857.57	\$231.01	\$1,626.56
PELE Pennsylvania Electric	PELE - Dist Subs	MOSS CREEK SUB	35300 - Station Equipment	Non-Unitized	\$4,480.20	\$296.44	\$4,183.76
		MOSS CREEK SUB Total			\$4,480.20	\$296.44	\$4,183.76
PELE Pennsylvania Electric	PELE - Dist Subs	NILES VALLEY SUB	35300 - Station Equipment	Cabinets/Panels/Consoles	\$101,016.50	\$8,730.03	\$92,286.47
PELE Pennsylvania Electric	PELE - Dist Subs	NILES VALLEY SUB	35300 - Station Equipment	Cable, Wiring	\$103,470.39	\$8,942.11	\$94,528.28
PELE Pennsylvania Electric	PELE - Dist Subs	NILES VALLEY SUB	35300 - Station Equipment	Circuit Switcher	\$204,307.46	\$17,656.64	\$186,650.82
PELE Pennsylvania Electric	PELE - Dist Subs	NILES VALLEY SUB	35300 - Station Equipment	Equipment Enclosure	\$5,387.86	\$465.62	\$4,922.24
PELE Pennsylvania Electric	PELE - Dist Subs	NILES VALLEY SUB	35300 - Station Equipment	Insulator - transmission	\$10,552.66	\$911.98	\$9,640.68
PELE Pennsylvania Electric	PELE - Dist Subs	NILES VALLEY SUB	35300 - Station Equipment	Structure	\$28,854.93	\$2,493.70	\$26,361.23
PELE Pennsylvania Electric	PELE - Dist Subs	NILES VALLEY SUB	35300 - Station Equipment	Transformer, Current : Each	\$89,192.29	\$7,708.17	\$81,484.12
PELE Pennsylvania Electric	PELE - Dist Subs	NILES VALLEY SUB	35300 - Station Equipment	Wiring	\$72,809.00	\$6,292.29	\$66,516.71
		NILES VALLEY SUB Total			\$615,591.09	\$53,200.53	\$562,390.56
PELE Pennsylvania Electric	PELE - Dist Subs	NORTH MESHOPPEN SUB	35300 - Station Equipment	Bus	\$1,062.38	\$132.12	\$930.26
PELE Pennsylvania Electric	PELE - Dist Subs	NORTH MESHOPPEN SUB	35300 - Station Equipment	Capacitor Bank	\$49,628.85	\$6,172.03	\$43,456.82
PELE Pennsylvania Electric	PELE - Dist Subs	NORTH MESHOPPEN SUB	35300 - Station Equipment	Control Wiring	\$925.13	\$115.05	\$810.08
PELE Pennsylvania Electric	PELE - Dist Subs	NORTH MESHOPPEN SUB	35300 - Station Equipment	Non-Unitized	\$21.35	\$1.00	\$20.35
PELE Pennsylvania Electric	PELE - Dist Subs	NORTH MESHOPPEN SUB	35300 - Station Equipment	Non-Unitized	\$468.62	\$40.50	\$428.12
PELE Pennsylvania Electric	PELE - Dist Subs	NORTH MESHOPPEN SUB	35300 - Station Equipment	Non-Unitized	\$1,835.36	\$121.44	\$1,713.92
PELE Pennsylvania Electric	PELE - Dist Subs	NORTH MESHOPPEN SUB	35300 - Station Equipment	Non-Unitized	\$33,549.18	\$919.07	\$32,630.11
PELE Pennsylvania Electric	PELE - Dist Subs	NORTH MESHOPPEN SUB	35300 - Station Equipment	Structural Steel Support	\$2,927.46	\$364.07	\$2,563.39
PELE Pennsylvania Electric	PELE - Dist Subs	NORTH MESHOPPEN SUB	35300 - Station Equipment	Switch	\$51,301.93	\$1,405.39	\$49,896.54
		NORTH MESHOPPEN SUB Total			\$141,720.26	\$9,270.68	\$132,449.58
PELE Pennsylvania Electric	PELE - Dist Subs	PATTON SUB	35300 - Station Equipment	Non-Unitized	\$3,740.65	\$102.47	\$3,638.18
		PATTON SUB Total			\$3,740.65	\$102.47	\$3,638.18
PELE Pennsylvania Electric	PELE - Dist Lines	PELE - Dist Lines	35300 - Station Equipment	Conduit or Duct - TBT	\$394.10	\$18.31	\$375.79
PELE Pennsylvania Electric	PELE - Dist Lines	PELE - Dist Lines	35300 - Station Equipment	Insulator - transmission	\$1,439.08	\$95.22	\$1,343.86
PELE Pennsylvania Electric	PELE - Dist Lines	PELE - Dist Lines	35300 - Station Equipment	Insulator - transmission	\$6,497.40	\$177.99	\$6,319.41
		PELE - Dist Lines Total			\$8,330.58	\$291.52	\$8,039.06
PELE Pennsylvania Electric	PELE - Spare Trans Equip	PELE - Spare Trans Equip	35300 - Station Equipment	Circuit Breaker	\$11,492.60	\$9,870.51	\$1,622.09
		PELE - Spare Trans Equip Total			\$11,492.60	\$9,870.51	\$1,622.09
PELE Pennsylvania Electric	PELE - TL 46KV	PELE - TL 46KV	35300 - Station Equipment	Non-Unitized	(\$153.01)	(\$7.11)	(\$145.90)
		PELE - TL 46KV Total			(\$153.01)	(\$7.11)	(\$145.90)
PELE Pennsylvania Electric	PELE - Dist Subs	PENN MAR SUB	35300 - Station Equipment	Non-Unitized	\$19,798.23	\$920.15	\$18,878.08
		PENN MAR SUB Total			\$19,798.23	\$920.15	\$18,878.08
PELE Pennsylvania Electric	PELE - Dist Subs	PHILIPSBURG SUB	35300 - Station Equipment	Non-Unitized	\$18,284.72	\$163.86	\$18,120.86
PELE Pennsylvania Electric	PELE - Dist Subs	PHILIPSBURG SUB	35300 - Station Equipment	Non-Unitized	\$44,577.39	\$2,949.52	\$41,627.87
PELE Pennsylvania Electric	PELE - Dist Subs	PHILIPSBURG SUB	35300 - Station Equipment	Non-Unitized	\$56,657.81	\$2,633.26	\$54,024.55
		PHILIPSBURG SUB Total			\$119,519.92	\$5,746.63	\$113,773.29
PELE Pennsylvania Electric	PELE - Dist Subs	PINECROFT SUB	35300 - Station Equipment	Non-Unitized	(\$1,679.69)	(\$111.14)	(\$1,568.55)
PELE Pennsylvania Electric	PELE - Dist Subs	PINECROFT SUB	35300 - Station Equipment	Non-Unitized	\$2,544.92	\$219.94	\$2,324.98
		PINECROFT SUB Total			\$865.23	\$108.81	\$756.42
PELE Pennsylvania Electric	PELE - Trans Subs	PINEY SWITCHING STATION	35300 - Station Equipment	Arrester, Lightning & Surge Protect	\$2,488.08	\$115.64	\$2,372.44
PELE Pennsylvania Electric	PELE - Trans Subs	PINEY SWITCHING STATION	35300 - Station Equipment	Arrester, Lightning & Surge Protect	\$3,555.08	\$3,191.93	\$363.15
PELE Pennsylvania Electric	PELE - Trans Subs	PINEY SWITCHING STATION	35300 - Station Equipment	Battery System	\$11,048.64	\$1,419.27	\$9,629.37
PELE Pennsylvania Electric	PELE - Trans Subs	PINEY SWITCHING STATION	35300 - Station Equipment	Bushings	\$16,473.57	\$2,116.15	\$14,357.42
PELE Pennsylvania Electric	PELE - Trans Subs	PINEY SWITCHING STATION	35300 - Station Equipment	Capacitor Bank	\$238.47	\$220.69	\$17.78
PELE Pennsylvania Electric	PELE - Trans Subs	PINEY SWITCHING STATION	35300 - Station Equipment	Capacitor Bank	\$685.50	\$624.05	\$61.45
PELE Pennsylvania Electric	PELE - Trans Subs	PINEY SWITCHING STATION	35300 - Station Equipment	Capacitor Bank	\$7,885.13	\$6,830.54	\$1,054.59
PELE Pennsylvania Electric	PELE - Trans Subs	PINEY SWITCHING STATION	35300 - Station Equipment	Carrier Equipment System	\$1,666.08	\$1,554.98	\$111.10
PELE Pennsylvania Electric	PELE - Trans Subs	PINEY SWITCHING STATION	35300 - Station Equipment	Carrier Equipment System	\$2,798.34	\$2,589.70	\$208.64
PELE Pennsylvania Electric	PELE - Trans Subs	PINEY SWITCHING STATION	35300 - Station Equipment	Carrier Equipment System	\$2,815.94	\$2,439.33	\$376.61
PELE Pennsylvania Electric	PELE - Trans Subs	PINEY SWITCHING STATION	35300 - Station Equipment	Carrier Equipment System	\$2,831.42	\$2,542.19	\$289.23
PELE Pennsylvania Electric	PELE - Trans Subs	PINEY SWITCHING STATION	35300 - Station Equipment	Carrier Equipment System	\$5,404.86	\$2,428.78	\$2,976.08

Company	Major Location	Asset Location	Utility Account	Asset Retirement Unit	Book Cost	Allocated Reserve	Net Book Value
PELE Pennsylvania Electric	PELE - Trans Subs	PINEY SWITCHING STATION	35300 - Station Equipment	Carrier Equipment System	\$5,624.11	\$5,119.92	\$504.19
PELE Pennsylvania Electric	PELE - Trans Subs	PINEY SWITCHING STATION	35300 - Station Equipment	Carrier Equipment System	\$11,526.83	\$4,113.02	\$7,413.81
PELE Pennsylvania Electric	PELE - Trans Subs	PINEY SWITCHING STATION	35300 - Station Equipment	Circuit Breaker	\$25.18	\$24.04	\$1.14
PELE Pennsylvania Electric	PELE - Trans Subs	PINEY SWITCHING STATION	35300 - Station Equipment	Circuit Breaker	\$15,360.26	\$14,702.84	\$657.42
PELE Pennsylvania Electric	PELE - Trans Subs	PINEY SWITCHING STATION	35300 - Station Equipment	Circuit Breaker	\$27,254.13	\$21,818.98	\$5,435.15
PELE Pennsylvania Electric	PELE - Trans Subs	PINEY SWITCHING STATION	35300 - Station Equipment	Circuit Breaker	\$28,947.59	\$24,208.22	\$4,739.37
PELE Pennsylvania Electric	PELE - Trans Subs	PINEY SWITCHING STATION	35300 - Station Equipment	Circuit Breaker	\$29,326.41	\$26,697.34	\$2,629.07
PELE Pennsylvania Electric	PELE - Trans Subs	PINEY SWITCHING STATION	35300 - Station Equipment	Circuit Breaker	\$71,168.27	\$42,744.37	\$28,423.90
PELE Pennsylvania Electric	PELE - Trans Subs	PINEY SWITCHING STATION	35300 - Station Equipment	Circuit Breaker	\$77,908.88	\$45,204.98	\$32,703.90
PELE Pennsylvania Electric	PELE - Trans Subs	PINEY SWITCHING STATION	35300 - Station Equipment	Circuit Breaker	\$88,201.88	\$25,284.57	\$62,917.31
PELE Pennsylvania Electric	PELE - Trans Subs	PINEY SWITCHING STATION	35300 - Station Equipment	Conduit/Duct System	\$4.94	\$3.89	\$1.05
PELE Pennsylvania Electric	PELE - Trans Subs	PINEY SWITCHING STATION	35300 - Station Equipment	Conduit/Duct System	\$14.52	\$13.80	\$0.72
PELE Pennsylvania Electric	PELE - Trans Subs	PINEY SWITCHING STATION	35300 - Station Equipment	Conduit/Duct System	\$92.49	\$74.05	\$18.44
PELE Pennsylvania Electric	PELE - Trans Subs	PINEY SWITCHING STATION	35300 - Station Equipment	Conduit/Duct System	\$98.07	\$93.92	\$4.15
PELE Pennsylvania Electric	PELE - Trans Subs	PINEY SWITCHING STATION	35300 - Station Equipment	Conduit/Duct System	\$164.20	\$114.05	\$50.15
PELE Pennsylvania Electric	PELE - Trans Subs	PINEY SWITCHING STATION	35300 - Station Equipment	Conduit/Duct System	\$182.62	\$166.25	\$16.37
PELE Pennsylvania Electric	PELE - Trans Subs	PINEY SWITCHING STATION	35300 - Station Equipment	Conduit/Duct System	\$668.05	\$639.46	\$28.59
PELE Pennsylvania Electric	PELE - Trans Subs	PINEY SWITCHING STATION	35300 - Station Equipment	Conduit/Duct System	\$979.08	\$934.66	\$44.42
PELE Pennsylvania Electric	PELE - Trans Subs	PINEY SWITCHING STATION	35300 - Station Equipment	Conduit/Duct System	\$1,034.38	\$896.04	\$138.34
PELE Pennsylvania Electric	PELE - Trans Subs	PINEY SWITCHING STATION	35300 - Station Equipment	Conduit/Duct System	\$1,088.55	\$1,007.39	\$81.16
PELE Pennsylvania Electric	PELE - Trans Subs	PINEY SWITCHING STATION	35300 - Station Equipment	Conduit/Duct System	\$13,568.31	\$13,003.72	\$564.59
PELE Pennsylvania Electric	PELE - Trans Subs	PINEY SWITCHING STATION	35300 - Station Equipment	Controls and Instrumentation	\$0.27	\$0.26	\$0.01
PELE Pennsylvania Electric	PELE - Trans Subs	PINEY SWITCHING STATION	35300 - Station Equipment	Controls and Instrumentation	\$46.89	\$44.62	\$2.27
PELE Pennsylvania Electric	PELE - Trans Subs	PINEY SWITCHING STATION	35300 - Station Equipment	Controls and Instrumentation	\$54.98	\$52.59	\$2.39
PELE Pennsylvania Electric	PELE - Trans Subs	PINEY SWITCHING STATION	35300 - Station Equipment	Controls and Instrumentation	\$64.89	\$51.09	\$13.80
PELE Pennsylvania Electric	PELE - Trans Subs	PINEY SWITCHING STATION	35300 - Station Equipment	Controls and Instrumentation	\$183.94	\$149.57	\$34.37
PELE Pennsylvania Electric	PELE - Trans Subs	PINEY SWITCHING STATION	35300 - Station Equipment	Controls and Instrumentation	\$187.03	\$149.73	\$37.30
PELE Pennsylvania Electric	PELE - Trans Subs	PINEY SWITCHING STATION	35300 - Station Equipment	Controls and Instrumentation	\$258.63	\$245.75	\$12.88
PELE Pennsylvania Electric	PELE - Trans Subs	PINEY SWITCHING STATION	35300 - Station Equipment	Controls and Instrumentation	\$412.06	\$394.91	\$17.15
PELE Pennsylvania Electric	PELE - Trans Subs	PINEY SWITCHING STATION	35300 - Station Equipment	Controls and Instrumentation	\$567.78	\$509.78	\$58.00
PELE Pennsylvania Electric	PELE - Trans Subs	PINEY SWITCHING STATION	35300 - Station Equipment	Controls and Instrumentation	\$596.74	\$562.34	\$34.40
PELE Pennsylvania Electric	PELE - Trans Subs	PINEY SWITCHING STATION	35300 - Station Equipment	Controls and Instrumentation	\$976.36	\$643.10	\$333.26
PELE Pennsylvania Electric	PELE - Trans Subs	PINEY SWITCHING STATION	35300 - Station Equipment	Controls and Instrumentation	\$997.73	\$934.55	\$63.18
PELE Pennsylvania Electric	PELE - Trans Subs	PINEY SWITCHING STATION	35300 - Station Equipment	Controls and Instrumentation	\$1,357.29	\$1,282.25	\$75.04
PELE Pennsylvania Electric	PELE - Trans Subs	PINEY SWITCHING STATION	35300 - Station Equipment	Controls and Instrumentation	\$1,479.66	\$1,417.06	\$62.60
PELE Pennsylvania Electric	PELE - Trans Subs	PINEY SWITCHING STATION	35300 - Station Equipment	Controls and Instrumentation	\$1,781.15	\$1,704.32	\$76.83
PELE Pennsylvania Electric	PELE - Trans Subs	PINEY SWITCHING STATION	35300 - Station Equipment	Controls and Instrumentation	\$2,118.26	\$2,022.16	\$96.10
PELE Pennsylvania Electric	PELE - Trans Subs	PINEY SWITCHING STATION	35300 - Station Equipment	Controls and Instrumentation	\$2,182.46	\$2,019.74	\$162.72
PELE Pennsylvania Electric	PELE - Trans Subs	PINEY SWITCHING STATION	35300 - Station Equipment	Controls and Instrumentation	\$2,225.61	\$1,506.55	\$719.06
PELE Pennsylvania Electric	PELE - Trans Subs	PINEY SWITCHING STATION	35300 - Station Equipment	Controls and Instrumentation	\$2,679.50	\$2,500.83	\$178.67
PELE Pennsylvania Electric	PELE - Trans Subs	PINEY SWITCHING STATION	35300 - Station Equipment	Controls and Instrumentation	\$2,780.31	\$2,408.47	\$371.84
PELE Pennsylvania Electric	PELE - Trans Subs	PINEY SWITCHING STATION	35300 - Station Equipment	Controls and Instrumentation	\$3,768.75	\$2,186.74	\$1,582.01
PELE Pennsylvania Electric	PELE - Trans Subs	PINEY SWITCHING STATION	35300 - Station Equipment	Controls and Instrumentation	\$4,356.25	\$3,025.74	\$1,330.51
PELE Pennsylvania Electric	PELE - Trans Subs	PINEY SWITCHING STATION	35300 - Station Equipment	Controls and Instrumentation	\$6,011.38	\$5,754.09	\$257.29
PELE Pennsylvania Electric	PELE - Trans Subs	PINEY SWITCHING STATION	35300 - Station Equipment	Controls and Instrumentation	\$6,408.77	\$6,142.09	\$266.68
PELE Pennsylvania Electric	PELE - Trans Subs	PINEY SWITCHING STATION	35300 - Station Equipment	Controls and Instrumentation	\$21,984.19	\$20,013.33	\$1,970.86
PELE Pennsylvania Electric	PELE - Trans Subs	PINEY SWITCHING STATION	35300 - Station Equipment	Controls and Instrumentation	\$22,607.93	\$14,465.77	\$8,142.16
PELE Pennsylvania Electric	PELE - Trans Subs	PINEY SWITCHING STATION	35300 - Station Equipment	Equipment Protective Lighting & Pow	\$2,846.21	\$1,531.54	\$1,314.67
PELE Pennsylvania Electric	PELE - Trans Subs	PINEY SWITCHING STATION	35300 - Station Equipment	Equipment Spill and Leakage System	\$36.92	\$35.38	\$1.54
PELE Pennsylvania Electric	PELE - Trans Subs	PINEY SWITCHING STATION	35300 - Station Equipment	Fire Protection System for Equipmnt	\$1,088.50	\$898.04	\$190.46
PELE Pennsylvania Electric	PELE - Trans Subs	PINEY SWITCHING STATION	35300 - Station Equipment	Foundation - Equipment	\$150.90	\$143.92	\$6.98
PELE Pennsylvania Electric	PELE - Trans Subs	PINEY SWITCHING STATION	35300 - Station Equipment	Foundation - Equipment	\$160.77	\$146.36	\$14.41
PELE Pennsylvania Electric	PELE - Trans Subs	PINEY SWITCHING STATION	35300 - Station Equipment	Foundation - Equipment	\$215.14	\$201.52	\$13.62
PELE Pennsylvania Electric	PELE - Trans Subs	PINEY SWITCHING STATION	35300 - Station Equipment	Foundation - Equipment	\$283.99	\$271.74	\$12.25

Company	Major Location	Asset Location	Utility Account	Asset Retirement Unit	Book Cost	Allocated Reserve	Net Book Value
PELE Pennsylvania Electric	PELE - Trans Subs	PINEY SWITCHING STATION	35300 - Station Equipment	Foundation - Equipment	\$466.29	\$443.07	\$23.22
PELE Pennsylvania Electric	PELE - Trans Subs	PINEY SWITCHING STATION	35300 - Station Equipment	Foundation - Equipment	\$514.25	\$490.69	\$23.33
PELE Pennsylvania Electric	PELE - Trans Subs	PINEY SWITCHING STATION	35300 - Station Equipment	Foundation - Equipment	\$1,297.68	\$1,243.69	\$53.99
PELE Pennsylvania Electric	PELE - Trans Subs	PINEY SWITCHING STATION	35300 - Station Equipment	Foundation - Equipment	\$1,867.30	\$1,764.07	\$103.23
PELE Pennsylvania Electric	PELE - Trans Subs	PINEY SWITCHING STATION	35300 - Station Equipment	Grounding System, Station	\$8.40	\$8.04	\$0.36
PELE Pennsylvania Electric	PELE - Trans Subs	PINEY SWITCHING STATION	35300 - Station Equipment	Grounding System, Station	\$18.48	\$16.01	\$2.47
PELE Pennsylvania Electric	PELE - Trans Subs	PINEY SWITCHING STATION	35300 - Station Equipment	Grounding System, Station	\$21.21	\$20.15	\$1.06
PELE Pennsylvania Electric	PELE - Trans Subs	PINEY SWITCHING STATION	35300 - Station Equipment	Grounding System, Station	\$229.72	\$209.13	\$20.59
PELE Pennsylvania Electric	PELE - Trans Subs	PINEY SWITCHING STATION	35300 - Station Equipment	Grounding System, Station	\$399.31	\$381.19	\$18.12
PELE Pennsylvania Electric	PELE - Trans Subs	PINEY SWITCHING STATION	35300 - Station Equipment	Grounding System, Station	\$457.76	\$438.71	\$19.05
PELE Pennsylvania Electric	PELE - Trans Subs	PINEY SWITCHING STATION	35300 - Station Equipment	Grounding System, Station	\$726.98	\$686.79	\$40.19
PELE Pennsylvania Electric	PELE - Trans Subs	PINEY SWITCHING STATION	35300 - Station Equipment	Grounding System, Station	\$1,318.48	\$1,234.98	\$83.50
PELE Pennsylvania Electric	PELE - Trans Subs	PINEY SWITCHING STATION	35300 - Station Equipment	Minor Station Equipment	\$25.17	\$24.03	\$1.14
PELE Pennsylvania Electric	PELE - Trans Subs	PINEY SWITCHING STATION	35300 - Station Equipment	Minor Station Equipment	\$83.74	\$80.26	\$3.48
PELE Pennsylvania Electric	PELE - Trans Subs	PINEY SWITCHING STATION	35300 - Station Equipment	Minor Station Equipment	\$183.53	\$153.49	\$30.04
PELE Pennsylvania Electric	PELE - Trans Subs	PINEY SWITCHING STATION	35300 - Station Equipment	Minor Station Equipment	\$199.47	\$190.93	\$8.54
PELE Pennsylvania Electric	PELE - Trans Subs	PINEY SWITCHING STATION	35300 - Station Equipment	Minor Station Equipment	\$1,057.55	\$426.61	\$630.94
PELE Pennsylvania Electric	PELE - Trans Subs	PINEY SWITCHING STATION	35300 - Station Equipment	Minor Station Equipment	\$2,978.65	\$1,062.85	\$1,915.80
PELE Pennsylvania Electric	PELE - Trans Subs	PINEY SWITCHING STATION	35300 - Station Equipment	Non-Unitized	(\$4,338.26)	(\$287.05)	(\$4,051.21)
PELE Pennsylvania Electric	PELE - Trans Subs	PINEY SWITCHING STATION	35300 - Station Equipment	Non-Unitized	(\$0.58)	(\$0.03)	(\$0.55)
PELE Pennsylvania Electric	PELE - Trans Subs	PINEY SWITCHING STATION	35300 - Station Equipment	Non-Unitized	\$2.71	\$0.03	\$2.68
PELE Pennsylvania Electric	PELE - Trans Subs	PINEY SWITCHING STATION	35300 - Station Equipment	Non-Unitized	\$937.83	\$25.69	\$912.14
PELE Pennsylvania Electric	PELE - Trans Subs	PINEY SWITCHING STATION	35300 - Station Equipment	Relays	\$12,348.25	\$3,539.84	\$8,808.41
PELE Pennsylvania Electric	PELE - Trans Subs	PINEY SWITCHING STATION	35300 - Station Equipment	RTU - SCADA	\$81,040.14	\$5,362.12	\$75,678.02
PELE Pennsylvania Electric	PELE - Trans Subs	PINEY SWITCHING STATION	35300 - Station Equipment	Structure	\$75.72	\$71.95	\$3.77
PELE Pennsylvania Electric	PELE - Trans Subs	PINEY SWITCHING STATION	35300 - Station Equipment	Structure	\$3,235.03	\$2,246.97	\$988.06
PELE Pennsylvania Electric	PELE - Trans Subs	PINEY SWITCHING STATION	35300 - Station Equipment	Structure	\$5,043.54	\$4,827.67	\$215.87
PELE Pennsylvania Electric	PELE - Trans Subs	PINEY SWITCHING STATION	35300 - Station Equipment	Structure	\$9,389.56	\$8,998.85	\$390.71
PELE Pennsylvania Electric	PELE - Trans Subs	PINEY SWITCHING STATION	35300 - Station Equipment	Structure	\$19,898.38	\$18,798.33	\$1,100.05
PELE Pennsylvania Electric	PELE - Trans Subs	PINEY SWITCHING STATION	35300 - Station Equipment	Structure	\$27,507.69	\$26,259.67	\$1,248.02
PELE Pennsylvania Electric	PELE - Trans Subs	PINEY SWITCHING STATION	35300 - Station Equipment	Switch	\$60.07	\$55.59	\$4.48
PELE Pennsylvania Electric	PELE - Trans Subs	PINEY SWITCHING STATION	35300 - Station Equipment	Switch	\$1,289.31	\$1,225.11	\$64.20
PELE Pennsylvania Electric	PELE - Trans Subs	PINEY SWITCHING STATION	35300 - Station Equipment	Switch	\$1,907.98	\$1,821.41	\$86.57
PELE Pennsylvania Electric	PELE - Trans Subs	PINEY SWITCHING STATION	35300 - Station Equipment	Switch	\$5,062.45	\$4,844.07	\$218.38
PELE Pennsylvania Electric	PELE - Trans Subs	PINEY SWITCHING STATION	35300 - Station Equipment	Switch	\$13,143.81	\$11,965.48	\$1,178.33
PELE Pennsylvania Electric	PELE - Trans Subs	PINEY SWITCHING STATION	35300 - Station Equipment	Switch	\$13,739.86	\$13,151.79	\$588.07
PELE Pennsylvania Electric	PELE - Trans Subs	PINEY SWITCHING STATION	35300 - Station Equipment	Switch	\$14,987.97	\$14,364.30	\$623.67
PELE Pennsylvania Electric	PELE - Trans Subs	PINEY SWITCHING STATION	35300 - Station Equipment	Switch	\$17,799.41	\$16,815.40	\$984.01
PELE Pennsylvania Electric	PELE - Trans Subs	PINEY SWITCHING STATION	35300 - Station Equipment	Transformer, Instrument	\$25,530.40	\$17,732.74	\$7,797.66
PELE Pennsylvania Electric	PELE - Trans Subs	PINEY SWITCHING STATION	35300 - Station Equipment	Transformer, Power	\$10.00	\$9.57	\$0.43
PELE Pennsylvania Electric	PELE - Trans Subs	PINEY SWITCHING STATION	35300 - Station Equipment	Transformer, Power	\$83.82	\$80.30	\$3.52
PELE Pennsylvania Electric	PELE - Trans Subs	PINEY SWITCHING STATION	35300 - Station Equipment	Transformer, Power	\$1,664.58	\$1,595.32	\$69.26
PELE Pennsylvania Electric	PELE - Trans Subs	PINEY SWITCHING STATION	35300 - Station Equipment	Wiring	\$247.92	\$133.41	\$114.51
PELE Pennsylvania Electric	PELE - Trans Subs	PINEY SWITCHING STATION	35300 - Station Equipment	Wiring	\$390.43	\$338.22	\$52.21
PELE Pennsylvania Electric	PELE - Trans Subs	PINEY SWITCHING STATION	35300 - Station Equipment	Wiring	\$451.12	\$422.55	\$28.57
PELE Pennsylvania Electric	PELE - Trans Subs	PINEY SWITCHING STATION	35300 - Station Equipment	Wiring	\$659.65	\$458.18	\$201.47
PELE Pennsylvania Electric	PELE - Trans Subs	PINEY SWITCHING STATION	35300 - Station Equipment	Wiring	\$822.13	\$687.53	\$134.60
PELE Pennsylvania Electric	PELE - Trans Subs	PINEY SWITCHING STATION	35300 - Station Equipment	Wiring	\$1,268.07	\$858.37	\$409.70
PELE Pennsylvania Electric	PELE - Trans Subs	PINEY SWITCHING STATION	35300 - Station Equipment	Wiring	\$2,399.71	\$2,299.85	\$99.86
PELE Pennsylvania Electric	PELE - Trans Subs	PINEY SWITCHING STATION	35300 - Station Equipment	Wiring	\$2,820.22	\$2,609.95	\$210.27
PELE Pennsylvania Electric	PELE - Trans Subs	PINEY SWITCHING STATION	35300 - Station Equipment	Wiring	\$2,907.65	\$2,646.98	\$260.67
PELE Pennsylvania Electric	PELE - Trans Subs	PINEY SWITCHING STATION	35300 - Station Equipment	Wiring	\$2,973.41	\$2,846.14	\$127.27
PELE Pennsylvania Electric	PELE - Trans Subs	PINEY SWITCHING STATION	35300 - Station Equipment	Wiring	\$5,440.18	\$1,941.17	\$3,499.01
PELE Pennsylvania Electric	PELE - Trans Subs	PINEY SWITCHING STATION	35300 - Station Equipment	Wiring	\$5,699.04	\$5,383.98	\$315.06

Company	Major Location	Asset Location	Utility Account	Asset Retirement Unit	Book Cost	Allocated Reserve	Net Book Value
PELE Pennsylvania Electric	PELE - Trans Subs	PINEY SWITCHING STATION	35300 - Station Equipment	Wiring	\$7,410.63	\$6,653.63	\$757.00
PELE Pennsylvania Electric	PELE - Trans Subs	PINEY SWITCHING STATION	35300 - Station Equipment	Wiring	\$11,716.21	\$11,184.65	\$531.56
PELE Pennsylvania Electric	PELE - Trans Subs	PINEY SWITCHING STATION	35300 - Station Equipment	Wiring	\$19,897.04	\$13,105.56	\$6,791.48
PELE Pennsylvania Electric	PELE - Trans Subs	PINEY SWITCHING STATION	35300 - Station Equipment	Wood Pole	\$83.61	\$80.04	\$3.57
PINEY SWITCHING STATION Total					\$849,461.76	\$540,384.93	\$309,076.83
PELE Pennsylvania Electric	PELE - Trans Subs	PINEY TRANSMISSION STATION	35300 - Station Equipment	Arrester, Lightning & Surge Protect	\$82.08	\$77.35	\$4.73
PELE Pennsylvania Electric	PELE - Trans Subs	PINEY TRANSMISSION STATION	35300 - Station Equipment	Arrester, Lightning & Surge Protect	\$573.69	\$549.82	\$23.87
PELE Pennsylvania Electric	PELE - Trans Subs	PINEY TRANSMISSION STATION	35300 - Station Equipment	Arrester, Lightning & Surge Protect	\$718.08	\$687.54	\$30.54
PELE Pennsylvania Electric	PELE - Trans Subs	PINEY TRANSMISSION STATION	35300 - Station Equipment	Arrester, Lightning & Surge Protect	\$812.34	\$650.34	\$162.00
PELE Pennsylvania Electric	PELE - Trans Subs	PINEY TRANSMISSION STATION	35300 - Station Equipment	Arrester, Lightning & Surge Protect	\$1,491.06	\$954.06	\$537.00
PELE Pennsylvania Electric	PELE - Trans Subs	PINEY TRANSMISSION STATION	35300 - Station Equipment	Arrester, Lightning & Surge Protect	\$1,562.45	\$1,495.58	\$66.87
PELE Pennsylvania Electric	PELE - Trans Subs	PINEY TRANSMISSION STATION	35300 - Station Equipment	Arrester, Lightning & Surge Protect	\$10,268.25	\$7,638.03	\$2,630.22
PELE Pennsylvania Electric	PELE - Trans Subs	PINEY TRANSMISSION STATION	35300 - Station Equipment	Bus-Insulators	\$1,492.45	\$224.08	\$1,268.37
PELE Pennsylvania Electric	PELE - Trans Subs	PINEY TRANSMISSION STATION	35300 - Station Equipment	Cabinets/Panels/Consoles	\$64,504.52	\$9,684.98	\$54,819.54
PELE Pennsylvania Electric	PELE - Trans Subs	PINEY TRANSMISSION STATION	35300 - Station Equipment	Carrier Equipment System	\$12,893.33	\$1,935.86	\$10,957.47
PELE Pennsylvania Electric	PELE - Trans Subs	PINEY TRANSMISSION STATION	35300 - Station Equipment	Circuit Breaker	\$42.68	\$40.90	\$1.78
PELE Pennsylvania Electric	PELE - Trans Subs	PINEY TRANSMISSION STATION	35300 - Station Equipment	Circuit Breaker	\$1,339.10	\$1,283.38	\$55.72
PELE Pennsylvania Electric	PELE - Trans Subs	PINEY TRANSMISSION STATION	35300 - Station Equipment	Circuit Breaker	\$5,542.23	\$5,247.37	\$294.86
PELE Pennsylvania Electric	PELE - Trans Subs	PINEY TRANSMISSION STATION	35300 - Station Equipment	Circuit Breaker	\$9,007.20	\$8,632.41	\$374.79
PELE Pennsylvania Electric	PELE - Trans Subs	PINEY TRANSMISSION STATION	35300 - Station Equipment	Circuit Breaker	\$24,491.88	\$18,589.43	\$5,902.45
PELE Pennsylvania Electric	PELE - Trans Subs	PINEY TRANSMISSION STATION	35300 - Station Equipment	Circuit Breaker	\$29,803.10	\$19,630.37	\$10,172.73
PELE Pennsylvania Electric	PELE - Trans Subs	PINEY TRANSMISSION STATION	35300 - Station Equipment	Circuit Breaker	\$83,378.87	\$53,350.31	\$30,028.56
PELE Pennsylvania Electric	PELE - Trans Subs	PINEY TRANSMISSION STATION	35300 - Station Equipment	Conduit/Duct System	\$7,636.13	\$7,213.98	\$422.15
PELE Pennsylvania Electric	PELE - Trans Subs	PINEY TRANSMISSION STATION	35300 - Station Equipment	Conduit/Duct System	\$8,440.98	\$8,089.75	\$351.23
PELE Pennsylvania Electric	PELE - Trans Subs	PINEY TRANSMISSION STATION	35300 - Station Equipment	Conduit/Duct System	\$9,602.26	\$7,288.15	\$2,314.11
PELE Pennsylvania Electric	PELE - Trans Subs	PINEY TRANSMISSION STATION	35300 - Station Equipment	Control Wiring	\$747.04	\$145.40	\$601.64
PELE Pennsylvania Electric	PELE - Trans Subs	PINEY TRANSMISSION STATION	35300 - Station Equipment	Controls and Instrumentation	\$3,370.36	\$3,230.12	\$140.24
PELE Pennsylvania Electric	PELE - Trans Subs	PINEY TRANSMISSION STATION	35300 - Station Equipment	Controls and Instrumentation	\$10,790.14	\$8,189.76	\$2,600.38
PELE Pennsylvania Electric	PELE - Trans Subs	PINEY TRANSMISSION STATION	35300 - Station Equipment	Controls and Instrumentation	\$11,018.05	\$10,408.94	\$609.11
PELE Pennsylvania Electric	PELE - Trans Subs	PINEY TRANSMISSION STATION	35300 - Station Equipment	Controls and Instrumentation	\$21,645.70	\$3,249.98	\$18,395.72
PELE Pennsylvania Electric	PELE - Trans Subs	PINEY TRANSMISSION STATION	35300 - Station Equipment	Controls and Instrumentation	\$25,604.02	\$16,382.83	\$9,221.19
PELE Pennsylvania Electric	PELE - Trans Subs	PINEY TRANSMISSION STATION	35300 - Station Equipment	Controls and Instrumentation	\$79,557.90	\$35,750.93	\$43,806.97
PELE Pennsylvania Electric	PELE - Trans Subs	PINEY TRANSMISSION STATION	35300 - Station Equipment	Foundation - Equipment	\$5,148.33	\$4,863.71	\$284.62
PELE Pennsylvania Electric	PELE - Trans Subs	PINEY TRANSMISSION STATION	35300 - Station Equipment	Fuse Equipment	\$414.26	\$350.84	\$63.42
PELE Pennsylvania Electric	PELE - Trans Subs	PINEY TRANSMISSION STATION	35300 - Station Equipment	Grounding System, Station	\$341.56	\$322.68	\$18.88
PELE Pennsylvania Electric	PELE - Trans Subs	PINEY TRANSMISSION STATION	35300 - Station Equipment	Grounding System, Station	\$565.00	\$541.49	\$23.51
PELE Pennsylvania Electric	PELE - Trans Subs	PINEY TRANSMISSION STATION	35300 - Station Equipment	Minor Station Equipment	\$20.74	\$19.88	\$0.86
PELE Pennsylvania Electric	PELE - Trans Subs	PINEY TRANSMISSION STATION	35300 - Station Equipment	Minor Station Equipment	\$175.14	\$97.97	\$77.17
PELE Pennsylvania Electric	PELE - Trans Subs	PINEY TRANSMISSION STATION	35300 - Station Equipment	Minor Station Equipment	\$771.70	\$585.72	\$185.98
PELE Pennsylvania Electric	PELE - Trans Subs	PINEY TRANSMISSION STATION	35300 - Station Equipment	Mobile Substation	\$478.35	\$458.45	\$19.90
PELE Pennsylvania Electric	PELE - Trans Subs	PINEY TRANSMISSION STATION	35300 - Station Equipment	Non-Unitized	\$0.39	\$0.03	\$0.36
PELE Pennsylvania Electric	PELE - Trans Subs	PINEY TRANSMISSION STATION	35300 - Station Equipment	Office Furniture	\$300.00	\$287.52	\$12.48
PELE Pennsylvania Electric	PELE - Trans Subs	PINEY TRANSMISSION STATION	35300 - Station Equipment	Relaying Equipment	\$79,495.24	\$11,935.76	\$67,559.48
PELE Pennsylvania Electric	PELE - Trans Subs	PINEY TRANSMISSION STATION	35300 - Station Equipment	Structure	\$11,790.39	\$11,138.58	\$651.81
PELE Pennsylvania Electric	PELE - Trans Subs	PINEY TRANSMISSION STATION	35300 - Station Equipment	Structure	\$119,284.28	\$90,537.25	\$28,747.03
PELE Pennsylvania Electric	PELE - Trans Subs	PINEY TRANSMISSION STATION	35300 - Station Equipment	Switch	\$3,421.31	\$2,596.79	\$824.52
PELE Pennsylvania Electric	PELE - Trans Subs	PINEY TRANSMISSION STATION	35300 - Station Equipment	Switch	\$6,844.21	\$6,465.84	\$378.37
PELE Pennsylvania Electric	PELE - Trans Subs	PINEY TRANSMISSION STATION	35300 - Station Equipment	Transformer Track System	\$886.04	\$849.17	\$36.87
PELE Pennsylvania Electric	PELE - Trans Subs	PINEY TRANSMISSION STATION	35300 - Station Equipment	Transformer, Instrument	\$936.82	\$599.43	\$337.39
PELE Pennsylvania Electric	PELE - Trans Subs	PINEY TRANSMISSION STATION	35300 - Station Equipment	Transformer, Instrument	\$1,430.61	\$830.08	\$600.53
PELE Pennsylvania Electric	PELE - Trans Subs	PINEY TRANSMISSION STATION	35300 - Station Equipment	Transformer, Instrument	\$1,520.04	\$850.28	\$669.76
PELE Pennsylvania Electric	PELE - Trans Subs	PINEY TRANSMISSION STATION	35300 - Station Equipment	Transformer, Instrument	\$2,750.40	\$2,620.48	\$129.92
PELE Pennsylvania Electric	PELE - Trans Subs	PINEY TRANSMISSION STATION	35300 - Station Equipment	Transformer, Instrument	\$2,910.98	\$2,209.45	\$701.53
PELE Pennsylvania Electric	PELE - Trans Subs	PINEY TRANSMISSION STATION	35300 - Station Equipment	Transformer, Instrument	\$4,426.21	\$4,181.52	\$244.69

Company	Major Location	Asset Location	Utility Account	Asset Retirement Unit	Book Cost	Allocated Reserve	Net Book Value
PELE Pennsylvania Electric	PELE - Trans Subs	PINEY TRANSMISSION STATION	35300 - Station Equipment	Transformer, Power	\$330.14	\$316.01	\$14.13
PELE Pennsylvania Electric	PELE - Trans Subs	PINEY TRANSMISSION STATION	35300 - Station Equipment	Transformer, Power	\$730.67	\$618.80	\$111.87
PELE Pennsylvania Electric	PELE - Trans Subs	PINEY TRANSMISSION STATION	35300 - Station Equipment	Transformer, Power	\$1,162.49	\$1,113.51	\$48.98
PELE Pennsylvania Electric	PELE - Trans Subs	PINEY TRANSMISSION STATION	35300 - Station Equipment	Transformer, Power	\$2,603.21	\$1,110.22	\$1,492.99
PELE Pennsylvania Electric	PELE - Trans Subs	PINEY TRANSMISSION STATION	35300 - Station Equipment	Transformer, Power	\$6,607.50	\$6,332.57	\$274.93
PELE Pennsylvania Electric	PELE - Trans Subs	PINEY TRANSMISSION STATION	35300 - Station Equipment	Transformer, Power	\$9,241.59	\$8,708.81	\$532.78
PELE Pennsylvania Electric	PELE - Trans Subs	PINEY TRANSMISSION STATION	35300 - Station Equipment	Transformer, Power	\$139,906.02	\$132,171.59	\$7,734.43
PELE Pennsylvania Electric	PELE - Trans Subs	PINEY TRANSMISSION STATION	35300 - Station Equipment	Transformer, Power	\$229,433.48	\$174,140.94	\$55,292.54
PELE Pennsylvania Electric	PELE - Trans Subs	PINEY TRANSMISSION STATION	35300 - Station Equipment	Wiring	\$291.43	\$279.15	\$12.28
PELE Pennsylvania Electric	PELE - Trans Subs	PINEY TRANSMISSION STATION	35300 - Station Equipment	Wiring	\$2,659.68	\$1,195.18	\$1,464.50
PELE Pennsylvania Electric	PELE - Trans Subs	PINEY TRANSMISSION STATION	35300 - Station Equipment	Wiring	\$3,413.51	\$3,271.48	\$142.03
PELE Pennsylvania Electric	PELE - Trans Subs	PINEY TRANSMISSION STATION	35300 - Station Equipment	Wiring	\$6,499.58	\$4,933.20	\$1,566.38
PELE Pennsylvania Electric	PELE - Trans Subs	PINEY TRANSMISSION STATION	35300 - Station Equipment	Wiring	\$7,331.45	\$3,460.56	\$3,870.89
PELE Pennsylvania Electric	PELE - Trans Subs	PINEY TRANSMISSION STATION	35300 - Station Equipment	Wiring	\$10,183.99	\$5,034.74	\$5,149.25
PELE Pennsylvania Electric	PELE - Trans Subs	PINEY TRANSMISSION STATION	35300 - Station Equipment	Wiring	\$12,503.85	\$11,812.60	\$691.25
PINEY TRANSMISSION STATION Total					\$1,103,226.48	\$727,463.95	\$375,762.53
PELE Pennsylvania Electric	PELE SUBTRANS SUBS	PROSPECT SWITCHING STATION	35300 - Station Equipment	Arrester, Lightning & Surge Protect	\$1,539.59	\$834.39	\$705.20
PELE Pennsylvania Electric	PELE SUBTRANS SUBS	PROSPECT SWITCHING STATION	35300 - Station Equipment	Arrester, Lightning & Surge Protect	\$10,509.12	\$287.89	\$10,221.23
PELE Pennsylvania Electric	PELE SUBTRANS SUBS	PROSPECT SWITCHING STATION	35300 - Station Equipment	Battery System	\$66.31	\$59.40	\$6.91
PELE Pennsylvania Electric	PELE SUBTRANS SUBS	PROSPECT SWITCHING STATION	35300 - Station Equipment	Battery System	\$2,608.80	\$1,561.77	\$1,047.03
PELE Pennsylvania Electric	PELE SUBTRANS SUBS	PROSPECT SWITCHING STATION	35300 - Station Equipment	Battery System	\$3,623.86	\$2,482.16	\$1,141.70
PELE Pennsylvania Electric	PELE SUBTRANS SUBS	PROSPECT SWITCHING STATION	35300 - Station Equipment	Carrier Equipment System	\$6,210.06	\$5,562.98	\$647.08
PELE Pennsylvania Electric	PELE SUBTRANS SUBS	PROSPECT SWITCHING STATION	35300 - Station Equipment	Circuit Breaker	\$123,889.03	\$110,979.90	\$12,909.13
PELE Pennsylvania Electric	PELE SUBTRANS SUBS	PROSPECT SWITCHING STATION	35300 - Station Equipment	Circuit Switcher	\$47,299.94	\$1,295.76	\$46,004.18
PELE Pennsylvania Electric	PELE SUBTRANS SUBS	PROSPECT SWITCHING STATION	35300 - Station Equipment	Conduit/Duct System	\$297.60	\$178.16	\$119.44
PELE Pennsylvania Electric	PELE SUBTRANS SUBS	PROSPECT SWITCHING STATION	35300 - Station Equipment	Conduit/Duct System	\$3,197.20	\$2,864.06	\$333.14
PELE Pennsylvania Electric	PELE SUBTRANS SUBS	PROSPECT SWITCHING STATION	35300 - Station Equipment	Controls and Instrumentation	\$22.02	\$19.27	\$2.75
PELE Pennsylvania Electric	PELE SUBTRANS SUBS	PROSPECT SWITCHING STATION	35300 - Station Equipment	Controls and Instrumentation	\$80.86	\$66.30	\$14.56
PELE Pennsylvania Electric	PELE SUBTRANS SUBS	PROSPECT SWITCHING STATION	35300 - Station Equipment	Controls and Instrumentation	\$233.53	\$200.57	\$32.96
PELE Pennsylvania Electric	PELE SUBTRANS SUBS	PROSPECT SWITCHING STATION	35300 - Station Equipment	Controls and Instrumentation	\$516.32	\$447.78	\$68.54
PELE Pennsylvania Electric	PELE SUBTRANS SUBS	PROSPECT SWITCHING STATION	35300 - Station Equipment	Controls and Instrumentation	\$891.95	\$749.69	\$142.26
PELE Pennsylvania Electric	PELE SUBTRANS SUBS	PROSPECT SWITCHING STATION	35300 - Station Equipment	Controls and Instrumentation	\$2,897.17	\$1,680.72	\$1,216.45
PELE Pennsylvania Electric	PELE SUBTRANS SUBS	PROSPECT SWITCHING STATION	35300 - Station Equipment	Controls and Instrumentation	\$4,292.65	\$3,074.26	\$1,218.39
PELE Pennsylvania Electric	PELE SUBTRANS SUBS	PROSPECT SWITCHING STATION	35300 - Station Equipment	Controls and Instrumentation	\$6,539.11	\$5,050.91	\$1,488.20
PELE Pennsylvania Electric	PELE SUBTRANS SUBS	PROSPECT SWITCHING STATION	35300 - Station Equipment	Controls and Instrumentation	\$7,769.37	\$6,284.77	\$1,484.60
PELE Pennsylvania Electric	PELE SUBTRANS SUBS	PROSPECT SWITCHING STATION	35300 - Station Equipment	Controls and Instrumentation	\$26,116.75	\$23,395.41	\$2,721.34
PELE Pennsylvania Electric	PELE SUBTRANS SUBS	PROSPECT SWITCHING STATION	35300 - Station Equipment	Equipment Protective Lighting & Pow	\$23.53	\$18.17	\$5.36
PELE Pennsylvania Electric	PELE SUBTRANS SUBS	PROSPECT SWITCHING STATION	35300 - Station Equipment	Foundation - Equipment	\$4,770.55	\$4,273.47	\$497.08
PELE Pennsylvania Electric	PELE SUBTRANS SUBS	PROSPECT SWITCHING STATION	35300 - Station Equipment	Grounding System, Station	\$1,204.10	\$914.09	\$290.01
PELE Pennsylvania Electric	PELE SUBTRANS SUBS	PROSPECT SWITCHING STATION	35300 - Station Equipment	Grounding System, Station	\$2,074.40	\$1,858.25	\$216.15
PELE Pennsylvania Electric	PELE SUBTRANS SUBS	PROSPECT SWITCHING STATION	35300 - Station Equipment	Microwave System	\$8,468.82	\$5,069.90	\$3,398.92
PELE Pennsylvania Electric	PELE SUBTRANS SUBS	PROSPECT SWITCHING STATION	35300 - Station Equipment	Minor Station Equipment	\$11.68	\$10.47	\$1.21
PELE Pennsylvania Electric	PELE SUBTRANS SUBS	PROSPECT SWITCHING STATION	35300 - Station Equipment	Office Furniture	\$13.81	\$13.19	\$0.62
PELE Pennsylvania Electric	PELE SUBTRANS SUBS	PROSPECT SWITCHING STATION	35300 - Station Equipment	Office Furniture	\$14.50	\$12.79	\$1.71
PELE Pennsylvania Electric	PELE SUBTRANS SUBS	PROSPECT SWITCHING STATION	35300 - Station Equipment	Office Furniture	\$62.30	\$55.81	\$6.49
PELE Pennsylvania Electric	PELE SUBTRANS SUBS	PROSPECT SWITCHING STATION	35300 - Station Equipment	Office Furniture	\$71.67	\$68.65	\$3.02
PELE Pennsylvania Electric	PELE SUBTRANS SUBS	PROSPECT SWITCHING STATION	35300 - Station Equipment	Rectifier	\$23.58	\$18.21	\$5.37
PELE Pennsylvania Electric	PELE SUBTRANS SUBS	PROSPECT SWITCHING STATION	35300 - Station Equipment	RTU - SCADA	\$48,207.40	\$15,139.94	\$33,067.46
PELE Pennsylvania Electric	PELE SUBTRANS SUBS	PROSPECT SWITCHING STATION	35300 - Station Equipment	Structure	\$27,290.87	\$24,447.19	\$2,843.68
PELE Pennsylvania Electric	PELE SUBTRANS SUBS	PROSPECT SWITCHING STATION	35300 - Station Equipment	Switch	\$74.81	\$57.78	\$17.03
PELE Pennsylvania Electric	PELE SUBTRANS SUBS	PROSPECT SWITCHING STATION	35300 - Station Equipment	Switch	\$44,219.56	\$39,611.93	\$4,607.63
PELE Pennsylvania Electric	PELE SUBTRANS SUBS	PROSPECT SWITCHING STATION	35300 - Station Equipment	Transformer, Instrument	\$1,026.71	\$779.43	\$247.28
PELE Pennsylvania Electric	PELE SUBTRANS SUBS	PROSPECT SWITCHING STATION	35300 - Station Equipment	Transformer, Instrument	\$8,361.33	\$7,181.20	\$1,180.13
PELE Pennsylvania Electric	PELE SUBTRANS SUBS	PROSPECT SWITCHING STATION	35300 - Station Equipment	Transformer, Instrument	\$20,144.93	\$12,059.85	\$8,085.08

Company	Major Location	Asset Location	Utility Account	Asset Retirement Unit	Book Cost	Allocated Reserve	Net Book Value
PELE Pennsylvania Electric	PELE SUBTRANS SUBS	PROSPECT SWITCHING STATION	35300 - Station Equipment	Wiring	\$8,877.66	\$7,952.61	\$925.05
		PROSPECT SWITCHING STATION Total			\$423,543.45	\$286,619.09	\$136,924.36
PELE Pennsylvania Electric	PELE - Dist Subs	QUEMAHONING SUB	35300 - Station Equipment	Carrier Equipment System	\$11,847.79	\$1,473.44	\$10,374.35
PELE Pennsylvania Electric	PELE - Dist Subs	QUEMAHONING SUB	35300 - Station Equipment	Non-Unitized	\$20,730.34	\$1,791.56	\$18,938.78
		QUEMAHONING SUB Total			\$32,578.13	\$3,265.00	\$29,313.13
PELE Pennsylvania Electric	PELE - Dist Subs	RACHEL HILL SUB	35300 - Station Equipment	Circuit Breaker	\$42,655.43	\$2,822.35	\$39,833.08
		RACHEL HILL SUB Total			\$42,655.43	\$2,822.35	\$39,833.08
PELE Pennsylvania Electric	PELE SUBTRANS SUBS	RAM 14A SWITCHING STATION	35300 - Station Equipment	Arrester, Lightning & Surge Protect	\$12.81	\$7.19	\$5.62
PELE Pennsylvania Electric	PELE SUBTRANS SUBS	RAM 14A SWITCHING STATION	35300 - Station Equipment	Battery System	\$32.11	\$18.02	\$14.09
PELE Pennsylvania Electric	PELE SUBTRANS SUBS	RAM 14A SWITCHING STATION	35300 - Station Equipment	Carrier Equipment System	\$3.71	\$2.08	\$1.63
PELE Pennsylvania Electric	PELE SUBTRANS SUBS	RAM 14A SWITCHING STATION	35300 - Station Equipment	Conduit/Duct System	\$1.89	\$1.06	\$0.83
PELE Pennsylvania Electric	PELE SUBTRANS SUBS	RAM 14A SWITCHING STATION	35300 - Station Equipment	Controls and Instrumentation	\$0.94	\$0.53	\$0.41
PELE Pennsylvania Electric	PELE SUBTRANS SUBS	RAM 14A SWITCHING STATION	35300 - Station Equipment	Controls and Instrumentation	\$7,356.91	\$2,781.84	\$4,575.07
PELE Pennsylvania Electric	PELE SUBTRANS SUBS	RAM 14A SWITCHING STATION	35300 - Station Equipment	Switch	\$94.70	\$53.15	\$41.55
PELE Pennsylvania Electric	PELE SUBTRANS SUBS	RAM 14A SWITCHING STATION	35300 - Station Equipment	Transformer, Instrument	\$34.71	\$19.48	\$15.23
PELE Pennsylvania Electric	PELE SUBTRANS SUBS	RAM 14A SWITCHING STATION	35300 - Station Equipment	Wiring	\$56.12	\$31.49	\$24.63
PELE Pennsylvania Electric	PELE SUBTRANS SUBS	RAM 14A SWITCHING STATION	35300 - Station Equipment	Wood Pole	\$104.45	\$58.62	\$45.83
		RAM 14A SWITCHING STATION Total			\$7,698.35	\$2,973.46	\$4,724.89
PELE Pennsylvania Electric	PELE SUBTRANS SUBS	RAYSTOWN TRANS SUB	35300 - Station Equipment	Air Conditioner Unit	\$8,953.74	\$1,296.27	\$7,657.47
PELE Pennsylvania Electric	PELE SUBTRANS SUBS	RAYSTOWN TRANS SUB	35300 - Station Equipment	Arrester, Lightning & Surge Protect	\$1,411.15	\$1,090.00	\$321.15
PELE Pennsylvania Electric	PELE SUBTRANS SUBS	RAYSTOWN TRANS SUB	35300 - Station Equipment	Arrester, Lightning & Surge Protect	\$5,076.48	\$3,711.01	\$1,365.47
PELE Pennsylvania Electric	PELE SUBTRANS SUBS	RAYSTOWN TRANS SUB	35300 - Station Equipment	Battery System	\$6,242.36	\$2,492.57	\$3,749.79
PELE Pennsylvania Electric	PELE SUBTRANS SUBS	RAYSTOWN TRANS SUB	35300 - Station Equipment	Battery System	\$10,580.29	\$1,102.78	\$9,477.51
PELE Pennsylvania Electric	PELE SUBTRANS SUBS	RAYSTOWN TRANS SUB	35300 - Station Equipment	Capacitor Bank	\$3,969.74	\$2,073.65	\$1,896.09
PELE Pennsylvania Electric	PELE SUBTRANS SUBS	RAYSTOWN TRANS SUB	35300 - Station Equipment	Capacitor Bank	\$5,559.66	\$469.29	\$5,090.37
PELE Pennsylvania Electric	PELE SUBTRANS SUBS	RAYSTOWN TRANS SUB	35300 - Station Equipment	Capacitor Bank	\$7,646.72	\$4,144.22	\$3,502.50
PELE Pennsylvania Electric	PELE SUBTRANS SUBS	RAYSTOWN TRANS SUB	35300 - Station Equipment	Capacitor Bank	\$9,556.93	\$8,288.20	\$1,268.73
PELE Pennsylvania Electric	PELE SUBTRANS SUBS	RAYSTOWN TRANS SUB	35300 - Station Equipment	Capacitor Bank	\$12,252.03	\$7,107.72	\$5,144.31
PELE Pennsylvania Electric	PELE SUBTRANS SUBS	RAYSTOWN TRANS SUB	35300 - Station Equipment	Carrier Equipment System	\$12,293.08	\$5,423.61	\$6,869.47
PELE Pennsylvania Electric	PELE SUBTRANS SUBS	RAYSTOWN TRANS SUB	35300 - Station Equipment	Carrier Equipment System	\$47,468.17	\$34,700.16	\$12,768.01
PELE Pennsylvania Electric	PELE SUBTRANS SUBS	RAYSTOWN TRANS SUB	35300 - Station Equipment	Circuit Breaker	\$186,206.32	\$136,120.47	\$50,085.85
PELE Pennsylvania Electric	PELE SUBTRANS SUBS	RAYSTOWN TRANS SUB	35300 - Station Equipment	Conduit/Duct System	\$3,482.52	\$1,887.39	\$1,595.13
PELE Pennsylvania Electric	PELE SUBTRANS SUBS	RAYSTOWN TRANS SUB	35300 - Station Equipment	Conduit/Duct System	\$9,868.76	\$7,214.26	\$2,654.50
PELE Pennsylvania Electric	PELE SUBTRANS SUBS	RAYSTOWN TRANS SUB	35300 - Station Equipment	Controls and Instrumentation	\$50.92	\$34.88	\$16.04
PELE Pennsylvania Electric	PELE SUBTRANS SUBS	RAYSTOWN TRANS SUB	35300 - Station Equipment	Controls and Instrumentation	\$192.08	\$166.58	\$25.50
PELE Pennsylvania Electric	PELE SUBTRANS SUBS	RAYSTOWN TRANS SUB	35300 - Station Equipment	Controls and Instrumentation	\$2,289.73	\$1,240.94	\$1,048.79
PELE Pennsylvania Electric	PELE SUBTRANS SUBS	RAYSTOWN TRANS SUB	35300 - Station Equipment	Controls and Instrumentation	\$13,302.17	\$9,322.26	\$3,979.91
PELE Pennsylvania Electric	PELE SUBTRANS SUBS	RAYSTOWN TRANS SUB	35300 - Station Equipment	Controls and Instrumentation	\$100,943.40	\$73,791.60	\$27,151.80
PELE Pennsylvania Electric	PELE SUBTRANS SUBS	RAYSTOWN TRANS SUB	35300 - Station Equipment	Equipment Protective Lighting & Pow	\$2,810.53	\$1,925.06	\$885.47
PELE Pennsylvania Electric	PELE SUBTRANS SUBS	RAYSTOWN TRANS SUB	35300 - Station Equipment	Foundation - Equipment	\$15,558.72	\$11,373.73	\$4,184.99
PELE Pennsylvania Electric	PELE SUBTRANS SUBS	RAYSTOWN TRANS SUB	35300 - Station Equipment	Grounding System, Station	\$3,927.55	\$2,128.58	\$1,798.97
PELE Pennsylvania Electric	PELE SUBTRANS SUBS	RAYSTOWN TRANS SUB	35300 - Station Equipment	Grounding System, Station	\$26,830.26	\$19,613.45	\$7,216.81
PELE Pennsylvania Electric	PELE SUBTRANS SUBS	RAYSTOWN TRANS SUB	35300 - Station Equipment	Minor Station Equipment	\$114.56	\$83.74	\$30.82
PELE Pennsylvania Electric	PELE SUBTRANS SUBS	RAYSTOWN TRANS SUB	35300 - Station Equipment	Minor Station Equipment	\$1,168.76	\$563.68	\$605.08
PELE Pennsylvania Electric	PELE SUBTRANS SUBS	RAYSTOWN TRANS SUB	35300 - Station Equipment	Mobile Substation	\$3,329.10	\$2,433.63	\$895.47
PELE Pennsylvania Electric	PELE SUBTRANS SUBS	RAYSTOWN TRANS SUB	35300 - Station Equipment	Mobile Substation	\$8,209.11	\$5,879.11	\$2,330.00
PELE Pennsylvania Electric	PELE SUBTRANS SUBS	RAYSTOWN TRANS SUB	35300 - Station Equipment	Non-Unitized	(\$0.58)	(\$0.03)	(\$0.55)
PELE Pennsylvania Electric	PELE SUBTRANS SUBS	RAYSTOWN TRANS SUB	35300 - Station Equipment	Non-Unitized	\$2.71	\$0.03	\$2.68
PELE Pennsylvania Electric	PELE SUBTRANS SUBS	RAYSTOWN TRANS SUB	35300 - Station Equipment	Non-Unitized	\$937.83	\$25.69	\$912.14
PELE Pennsylvania Electric	PELE SUBTRANS SUBS	RAYSTOWN TRANS SUB	35300 - Station Equipment	Non-Unitized	\$1,718.08	\$113.67	\$1,604.41
PELE Pennsylvania Electric	PELE SUBTRANS SUBS	RAYSTOWN TRANS SUB	35300 - Station Equipment	Non-Unitized	\$5,170.63	\$446.86	\$4,723.77
PELE Pennsylvania Electric	PELE SUBTRANS SUBS	RAYSTOWN TRANS SUB	35300 - Station Equipment	Office Furniture	\$464.31	\$339.42	\$124.89
PELE Pennsylvania Electric	PELE SUBTRANS SUBS	RAYSTOWN TRANS SUB	35300 - Station Equipment	Relays	\$184,894.56	\$26,768.01	\$158,126.55
PELE Pennsylvania Electric	PELE SUBTRANS SUBS	RAYSTOWN TRANS SUB	35300 - Station Equipment	RTU - SCADA	\$81,040.14	\$5,262.40	\$75,777.74

Company	Major Location	Asset Location	Utility Account	Asset Retirement Unit	Book Cost	Allocated Reserve	Net Book Value
PELE Pennsylvania Electric	PELE SUBTRANS SUBS	RAYSTOWN TRANS SUB	35300 - Station Equipment	Structure	\$1,372.08	\$743.62	\$628.46
PELE Pennsylvania Electric	PELE SUBTRANS SUBS	RAYSTOWN TRANS SUB	35300 - Station Equipment	Structure	\$151,654.99	\$110,862.77	\$40,792.22
PELE Pennsylvania Electric	PELE SUBTRANS SUBS	RAYSTOWN TRANS SUB	35300 - Station Equipment	Switch	\$4,910.43	\$1,960.73	\$2,949.70
PELE Pennsylvania Electric	PELE SUBTRANS SUBS	RAYSTOWN TRANS SUB	35300 - Station Equipment	Switch	\$13,395.80	\$9,175.42	\$4,220.38
PELE Pennsylvania Electric	PELE SUBTRANS SUBS	RAYSTOWN TRANS SUB	35300 - Station Equipment	Switch	\$46,228.01	\$33,793.58	\$12,434.43
PELE Pennsylvania Electric	PELE SUBTRANS SUBS	RAYSTOWN TRANS SUB	35300 - Station Equipment	Transformer, Instrument	\$615.24	\$475.22	\$140.02
PELE Pennsylvania Electric	PELE SUBTRANS SUBS	RAYSTOWN TRANS SUB	35300 - Station Equipment	Transformer, Instrument	\$3,014.81	\$1,633.90	\$1,380.91
PELE Pennsylvania Electric	PELE SUBTRANS SUBS	RAYSTOWN TRANS SUB	35300 - Station Equipment	Transformer, Instrument	\$10,246.77	\$7,490.59	\$2,756.18
PELE Pennsylvania Electric	PELE SUBTRANS SUBS	RAYSTOWN TRANS SUB	35300 - Station Equipment	Transformer, Power	\$1,271.25	\$806.61	\$464.64
PELE Pennsylvania Electric	PELE SUBTRANS SUBS	RAYSTOWN TRANS SUB	35300 - Station Equipment	Transformer, Power	\$281,808.15	\$206,007.28	\$75,800.87
PELE Pennsylvania Electric	PELE SUBTRANS SUBS	RAYSTOWN TRANS SUB	35300 - Station Equipment	Transformer, Power	\$423,713.10	\$221,333.12	\$202,379.98
PELE Pennsylvania Electric	PELE SUBTRANS SUBS	RAYSTOWN TRANS SUB	35300 - Station Equipment	Transformer, Power	\$625,209.51	\$288,754.54	\$336,454.97
PELE Pennsylvania Electric	PELE SUBTRANS SUBS	RAYSTOWN TRANS SUB	35300 - Station Equipment	Wiring	\$6,156.36	\$519.66	\$5,636.70
PELE Pennsylvania Electric	PELE SUBTRANS SUBS	RAYSTOWN TRANS SUB	35300 - Station Equipment	Wiring	\$62,422.69	\$45,632.21	\$16,790.48
		RAYSTOWN TRANS SUB Total			\$2,415,541.71	\$1,307,824.14	\$1,107,717.57
PELE Pennsylvania Electric	PELE SUBTRANS SUBS	REEDS GAP SWITCHING STATION	35300 - Station Equipment	Arrester, Lightning & Surge Protect	\$1,089.18	\$1,015.29	\$73.89
PELE Pennsylvania Electric	PELE SUBTRANS SUBS	REEDS GAP SWITCHING STATION	35300 - Station Equipment	Arrester, Lightning & Surge Protect	\$1,390.96	\$857.92	\$533.04
PELE Pennsylvania Electric	PELE SUBTRANS SUBS	REEDS GAP SWITCHING STATION	35300 - Station Equipment	Arrester, Lightning & Surge Protect	\$6,617.97	\$5,496.34	\$1,121.63
PELE Pennsylvania Electric	PELE SUBTRANS SUBS	REEDS GAP SWITCHING STATION	35300 - Station Equipment	Battery System	\$139.89	\$130.40	\$9.49
PELE Pennsylvania Electric	PELE SUBTRANS SUBS	REEDS GAP SWITCHING STATION	35300 - Station Equipment	Battery System	\$222.63	\$187.13	\$35.50
PELE Pennsylvania Electric	PELE SUBTRANS SUBS	REEDS GAP SWITCHING STATION	35300 - Station Equipment	Battery System	\$1,538.38	\$863.38	\$675.00
PELE Pennsylvania Electric	PELE SUBTRANS SUBS	REEDS GAP SWITCHING STATION	35300 - Station Equipment	Battery System	\$1,557.23	\$932.25	\$624.98
PELE Pennsylvania Electric	PELE SUBTRANS SUBS	REEDS GAP SWITCHING STATION	35300 - Station Equipment	Conduit/Duct System	\$361.23	\$336.72	\$24.51
PELE Pennsylvania Electric	PELE SUBTRANS SUBS	REEDS GAP SWITCHING STATION	35300 - Station Equipment	Controls and Instrumentation	\$1,423.41	\$686.49	\$736.92
PELE Pennsylvania Electric	PELE SUBTRANS SUBS	REEDS GAP SWITCHING STATION	35300 - Station Equipment	Controls and Instrumentation	\$1,429.50	\$1,332.52	\$96.98
PELE Pennsylvania Electric	PELE SUBTRANS SUBS	REEDS GAP SWITCHING STATION	35300 - Station Equipment	Controls and Instrumentation	\$2,011.93	\$1,167.18	\$844.75
PELE Pennsylvania Electric	PELE SUBTRANS SUBS	REEDS GAP SWITCHING STATION	35300 - Station Equipment	Controls and Instrumentation	\$4,058.96	\$3,371.04	\$687.92
PELE Pennsylvania Electric	PELE SUBTRANS SUBS	REEDS GAP SWITCHING STATION	35300 - Station Equipment	Controls and Instrumentation	\$5,642.84	\$3,677.87	\$1,964.97
PELE Pennsylvania Electric	PELE SUBTRANS SUBS	REEDS GAP SWITCHING STATION	35300 - Station Equipment	Controls and Instrumentation	\$8,433.65	\$3,544.95	\$4,888.70
PELE Pennsylvania Electric	PELE SUBTRANS SUBS	REEDS GAP SWITCHING STATION	35300 - Station Equipment	Demarcation /Telephone Alarm System	\$2,394.43	\$1,560.63	\$833.80
PELE Pennsylvania Electric	PELE SUBTRANS SUBS	REEDS GAP SWITCHING STATION	35300 - Station Equipment	Foundation - Equipment	\$503.58	\$469.42	\$34.16
PELE Pennsylvania Electric	PELE SUBTRANS SUBS	REEDS GAP SWITCHING STATION	35300 - Station Equipment	Grounding System, Station	\$520.91	\$485.57	\$35.34
PELE Pennsylvania Electric	PELE SUBTRANS SUBS	REEDS GAP SWITCHING STATION	35300 - Station Equipment	Microwave System	\$982.43	\$640.32	\$342.11
PELE Pennsylvania Electric	PELE SUBTRANS SUBS	REEDS GAP SWITCHING STATION	35300 - Station Equipment	Minor Station Equipment	\$14.56	\$13.57	\$0.99
PELE Pennsylvania Electric	PELE SUBTRANS SUBS	REEDS GAP SWITCHING STATION	35300 - Station Equipment	Non-Unitized	\$25.20	\$0.23	\$24.97
PELE Pennsylvania Electric	PELE SUBTRANS SUBS	REEDS GAP SWITCHING STATION	35300 - Station Equipment	Structure	\$1,961.07	\$1,628.70	\$332.37
PELE Pennsylvania Electric	PELE SUBTRANS SUBS	REEDS GAP SWITCHING STATION	35300 - Station Equipment	Structure	\$2,290.81	\$1,010.69	\$1,280.12
PELE Pennsylvania Electric	PELE SUBTRANS SUBS	REEDS GAP SWITCHING STATION	35300 - Station Equipment	Structure	\$6,603.83	\$2,775.81	\$3,828.02
PELE Pennsylvania Electric	PELE SUBTRANS SUBS	REEDS GAP SWITCHING STATION	35300 - Station Equipment	Structure	\$14,890.53	\$13,880.35	\$1,010.18
PELE Pennsylvania Electric	PELE SUBTRANS SUBS	REEDS GAP SWITCHING STATION	35300 - Station Equipment	Switch	\$49,006.33	\$20,599.00	\$28,407.33
PELE Pennsylvania Electric	PELE SUBTRANS SUBS	REEDS GAP SWITCHING STATION	35300 - Station Equipment	Transformer, Instrument	\$29,202.13	\$12,883.76	\$16,318.37
PELE Pennsylvania Electric	PELE SUBTRANS SUBS	REEDS GAP SWITCHING STATION	35300 - Station Equipment	Wiring	\$468.50	\$436.72	\$31.78
		REEDS GAP SWITCHING STATION Total			\$144,782.07	\$79,984.23	\$64,797.84
PELE Pennsylvania Electric	PELE - Trans Subs	RIDGWAY SWITCHING STATION	35300 - Station Equipment	Arrester, Lightning & Surge Protect	\$89.99	\$85.02	\$4.97
PELE Pennsylvania Electric	PELE - Trans Subs	RIDGWAY SWITCHING STATION	35300 - Station Equipment	Arrester, Lightning & Surge Protect	\$511.97	\$487.18	\$24.79
PELE Pennsylvania Electric	PELE - Trans Subs	RIDGWAY SWITCHING STATION	35300 - Station Equipment	Arrester, Lightning & Surge Protect	\$3,952.73	\$593.48	\$3,359.25
PELE Pennsylvania Electric	PELE - Trans Subs	RIDGWAY SWITCHING STATION	35300 - Station Equipment	Arrester, Lightning & Surge Protect	\$8,314.44	\$7,275.35	\$1,039.09
PELE Pennsylvania Electric	PELE - Trans Subs	RIDGWAY SWITCHING STATION	35300 - Station Equipment	Arrester, Lightning & Surge Protect	\$17,254.40	\$2,971.49	\$14,282.91
PELE Pennsylvania Electric	PELE - Trans Subs	RIDGWAY SWITCHING STATION	35300 - Station Equipment	Battery Charger	\$370.52	\$63.81	\$306.71
PELE Pennsylvania Electric	PELE - Trans Subs	RIDGWAY SWITCHING STATION	35300 - Station Equipment	Battery System	\$132.55	\$115.98	\$16.57
PELE Pennsylvania Electric	PELE - Trans Subs	RIDGWAY SWITCHING STATION	35300 - Station Equipment	Battery System	\$2,587.21	\$1,924.50	\$662.71
PELE Pennsylvania Electric	PELE - Trans Subs	RIDGWAY SWITCHING STATION	35300 - Station Equipment	Battery System	\$3,588.91	\$779.96	\$2,808.95
PELE Pennsylvania Electric	PELE - Trans Subs	RIDGWAY SWITCHING STATION	35300 - Station Equipment	Bus	\$236.85	\$35.57	\$201.28
PELE Pennsylvania Electric	PELE - Trans Subs	RIDGWAY SWITCHING STATION	35300 - Station Equipment	Bus	\$10,842.55	\$1,867.26	\$8,975.29

Company	Major Location	Asset Location	Utility Account	Asset Retirement Unit	Book Cost	Allocated Reserve	Net Book Value
PELE Pennsylvania Electric	PELE - Trans Subs	RIDGWAY SWITCHING STATION	35300 - Station Equipment	Capacitor Bank	\$132.90	\$125.83	\$7.07
PELE Pennsylvania Electric	PELE - Trans Subs	RIDGWAY SWITCHING STATION	35300 - Station Equipment	Capacitor Bank	\$192.06	\$179.26	\$12.80
PELE Pennsylvania Electric	PELE - Trans Subs	RIDGWAY SWITCHING STATION	35300 - Station Equipment	Capacitor Bank	\$3,510.57	\$3,041.05	\$469.52
PELE Pennsylvania Electric	PELE - Trans Subs	RIDGWAY SWITCHING STATION	35300 - Station Equipment	Carrier Equipment System	\$122.54	\$115.15	\$7.39
PELE Pennsylvania Electric	PELE - Trans Subs	RIDGWAY SWITCHING STATION	35300 - Station Equipment	Carrier Equipment System	\$237.25	\$225.76	\$11.49
PELE Pennsylvania Electric	PELE - Trans Subs	RIDGWAY SWITCHING STATION	35300 - Station Equipment	Carrier Equipment System	\$586.15	\$502.26	\$83.89
PELE Pennsylvania Electric	PELE - Trans Subs	RIDGWAY SWITCHING STATION	35300 - Station Equipment	Carrier Equipment System	\$664.34	\$620.04	\$44.30
PELE Pennsylvania Electric	PELE - Trans Subs	RIDGWAY SWITCHING STATION	35300 - Station Equipment	Carrier Equipment System	\$836.83	\$792.31	\$44.52
PELE Pennsylvania Electric	PELE - Trans Subs	RIDGWAY SWITCHING STATION	35300 - Station Equipment	Carrier Equipment System	\$868.06	\$831.15	\$36.91
PELE Pennsylvania Electric	PELE - Trans Subs	RIDGWAY SWITCHING STATION	35300 - Station Equipment	Carrier Equipment System	\$1,613.14	\$1,492.87	\$120.27
PELE Pennsylvania Electric	PELE - Trans Subs	RIDGWAY SWITCHING STATION	35300 - Station Equipment	Carrier Equipment System	\$1,873.47	\$1,777.21	\$96.26
PELE Pennsylvania Electric	PELE - Trans Subs	RIDGWAY SWITCHING STATION	35300 - Station Equipment	Carrier Equipment System	\$3,485.59	\$3,019.41	\$466.18
PELE Pennsylvania Electric	PELE - Trans Subs	RIDGWAY SWITCHING STATION	35300 - Station Equipment	Carrier Equipment System	\$6,773.92	\$5,927.36	\$846.56
PELE Pennsylvania Electric	PELE - Trans Subs	RIDGWAY SWITCHING STATION	35300 - Station Equipment	Circuit Breaker	\$27,550.23	\$26,084.51	\$1,465.72
PELE Pennsylvania Electric	PELE - Trans Subs	RIDGWAY SWITCHING STATION	35300 - Station Equipment	Circuit Breaker	\$32,615.92	\$28,539.79	\$4,076.13
PELE Pennsylvania Electric	PELE - Trans Subs	RIDGWAY SWITCHING STATION	35300 - Station Equipment	Circuit Breaker	\$99,271.82	\$51,265.84	\$48,005.98
PELE Pennsylvania Electric	PELE - Trans Subs	RIDGWAY SWITCHING STATION	35300 - Station Equipment	Conduit/Duct System	\$26.59	\$24.81	\$1.78
PELE Pennsylvania Electric	PELE - Trans Subs	RIDGWAY SWITCHING STATION	35300 - Station Equipment	Conduit/Duct System	\$39.97	\$37.85	\$2.12
PELE Pennsylvania Electric	PELE - Trans Subs	RIDGWAY SWITCHING STATION	35300 - Station Equipment	Conduit/Duct System	\$1,008.19	\$959.38	\$48.81
PELE Pennsylvania Electric	PELE - Trans Subs	RIDGWAY SWITCHING STATION	35300 - Station Equipment	Conduit/Duct System	\$2,246.18	\$1,965.47	\$280.71
PELE Pennsylvania Electric	PELE - Trans Subs	RIDGWAY SWITCHING STATION	35300 - Station Equipment	Controls and Instrumentation	\$14.19	\$13.47	\$0.72
PELE Pennsylvania Electric	PELE - Trans Subs	RIDGWAY SWITCHING STATION	35300 - Station Equipment	Controls and Instrumentation	\$217.26	\$204.16	\$13.10
PELE Pennsylvania Electric	PELE - Trans Subs	RIDGWAY SWITCHING STATION	35300 - Station Equipment	Controls and Instrumentation	\$699.05	\$617.41	\$81.64
PELE Pennsylvania Electric	PELE - Trans Subs	RIDGWAY SWITCHING STATION	35300 - Station Equipment	Controls and Instrumentation	\$1,101.39	\$1,042.80	\$58.59
PELE Pennsylvania Electric	PELE - Trans Subs	RIDGWAY SWITCHING STATION	35300 - Station Equipment	Controls and Instrumentation	\$1,114.37	\$1,060.41	\$53.96
PELE Pennsylvania Electric	PELE - Trans Subs	RIDGWAY SWITCHING STATION	35300 - Station Equipment	Controls and Instrumentation	\$1,815.08	\$1,588.25	\$226.83
PELE Pennsylvania Electric	PELE - Trans Subs	RIDGWAY SWITCHING STATION	35300 - Station Equipment	Controls and Instrumentation	\$2,230.66	\$1,693.08	\$537.58
PELE Pennsylvania Electric	PELE - Trans Subs	RIDGWAY SWITCHING STATION	35300 - Station Equipment	Controls and Instrumentation	\$4,708.04	\$3,937.22	\$770.82
PELE Pennsylvania Electric	PELE - Trans Subs	RIDGWAY SWITCHING STATION	35300 - Station Equipment	Controls and Instrumentation	\$8,281.95	\$7,729.68	\$552.27
PELE Pennsylvania Electric	PELE - Trans Subs	RIDGWAY SWITCHING STATION	35300 - Station Equipment	Controls and Instrumentation	\$10,630.97	\$7,196.26	\$3,434.71
PELE Pennsylvania Electric	PELE - Trans Subs	RIDGWAY SWITCHING STATION	35300 - Station Equipment	Controls and Instrumentation	\$22,431.93	\$19,431.80	\$3,000.13
PELE Pennsylvania Electric	PELE - Trans Subs	RIDGWAY SWITCHING STATION	35300 - Station Equipment	Controls and Instrumentation	\$38,953.50	\$17,504.53	\$21,448.97
PELE Pennsylvania Electric	PELE - Trans Subs	RIDGWAY SWITCHING STATION	35300 - Station Equipment	Cooling Fans	\$6,786.41	\$1,018.94	\$5,767.47
PELE Pennsylvania Electric	PELE - Trans Subs	RIDGWAY SWITCHING STATION	35300 - Station Equipment	Cooling Fans	\$36,210.79	\$6,236.09	\$29,974.70
PELE Pennsylvania Electric	PELE - Trans Subs	RIDGWAY SWITCHING STATION	35300 - Station Equipment	Coupling Capacitor	\$4,629.10	\$695.03	\$3,934.07
PELE Pennsylvania Electric	PELE - Trans Subs	RIDGWAY SWITCHING STATION	35300 - Station Equipment	Coupling Capacitor	\$6,297.05	\$1,084.46	\$5,212.59
PELE Pennsylvania Electric	PELE - Trans Subs	RIDGWAY SWITCHING STATION	35300 - Station Equipment	Foundation - Equipment	\$394.99	\$373.97	\$21.02
PELE Pennsylvania Electric	PELE - Trans Subs	RIDGWAY SWITCHING STATION	35300 - Station Equipment	Foundation - Equipment	\$1,125.65	\$1,071.15	\$54.50
PELE Pennsylvania Electric	PELE - Trans Subs	RIDGWAY SWITCHING STATION	35300 - Station Equipment	Grounding System, Station	\$176.48	\$26.50	\$149.98
PELE Pennsylvania Electric	PELE - Trans Subs	RIDGWAY SWITCHING STATION	35300 - Station Equipment	Grounding System, Station	\$538.69	\$510.03	\$28.66
PELE Pennsylvania Electric	PELE - Trans Subs	RIDGWAY SWITCHING STATION	35300 - Station Equipment	Grounding System, Station	\$1,730.46	\$1,646.67	\$83.79
PELE Pennsylvania Electric	PELE - Trans Subs	RIDGWAY SWITCHING STATION	35300 - Station Equipment	Grounding System, Station	\$5,064.50	\$872.19	\$4,192.31
PELE Pennsylvania Electric	PELE - Trans Subs	RIDGWAY SWITCHING STATION	35300 - Station Equipment	Lighting and Power System	\$2,471.09	\$996.82	\$1,474.27
PELE Pennsylvania Electric	PELE - Trans Subs	RIDGWAY SWITCHING STATION	35300 - Station Equipment	Minor Station Equipment	\$7.75	\$7.37	\$0.38
PELE Pennsylvania Electric	PELE - Trans Subs	RIDGWAY SWITCHING STATION	35300 - Station Equipment	Minor Station Equipment	\$1,839.94	\$1,245.49	\$594.45
PELE Pennsylvania Electric	PELE - Trans Subs	RIDGWAY SWITCHING STATION	35300 - Station Equipment	Minor Station Equipment	\$6,349.47	\$4,062.74	\$2,286.73
PELE Pennsylvania Electric	PELE - Trans Subs	RIDGWAY SWITCHING STATION	35300 - Station Equipment	Non-Unitized	\$0.66	\$0.03	\$0.63
PELE Pennsylvania Electric	PELE - Trans Subs	RIDGWAY SWITCHING STATION	35300 - Station Equipment	Non-Unitized	\$1,507.27	\$99.73	\$1,407.54
PELE Pennsylvania Electric	PELE - Trans Subs	RIDGWAY SWITCHING STATION	35300 - Station Equipment	Non-Unitized	\$2,587.73	\$223.64	\$2,364.09
PELE Pennsylvania Electric	PELE - Trans Subs	RIDGWAY SWITCHING STATION	35300 - Station Equipment	Non-Unitized	\$5,995.08	\$164.23	\$5,830.85
PELE Pennsylvania Electric	PELE - Trans Subs	RIDGWAY SWITCHING STATION	35300 - Station Equipment	Non-Unitized	\$9,935.42	\$89.03	\$9,846.39
PELE Pennsylvania Electric	PELE - Trans Subs	RIDGWAY SWITCHING STATION	35300 - Station Equipment	Office Furniture	\$8.97	\$8.57	\$0.40
PELE Pennsylvania Electric	PELE - Trans Subs	RIDGWAY SWITCHING STATION	35300 - Station Equipment	Office Furniture	\$19.00	\$18.21	\$0.79
PELE Pennsylvania Electric	PELE - Trans Subs	RIDGWAY SWITCHING STATION	35300 - Station Equipment	Office Furniture	\$52.92	\$50.35	\$2.57

Company	Major Location	Asset Location	Utility Account	Asset Retirement Unit	Book Cost	Allocated Reserve	Net Book Value
PELE Pennsylvania Electric	PELE - Trans Subs	RIDGWAY SWITCHING STATION	35300 - Station Equipment	Office Furniture	\$73.09	\$66.94	\$6.15
PELE Pennsylvania Electric	PELE - Trans Subs	RIDGWAY SWITCHING STATION	35300 - Station Equipment	Office Furniture	\$74.78	\$71.67	\$3.11
PELE Pennsylvania Electric	PELE - Trans Subs	RIDGWAY SWITCHING STATION	35300 - Station Equipment	Office Furniture	\$315.67	\$234.82	\$80.85
PELE Pennsylvania Electric	PELE - Trans Subs	RIDGWAY SWITCHING STATION	35300 - Station Equipment	Structure	\$700.36	\$653.66	\$46.70
PELE Pennsylvania Electric	PELE - Trans Subs	RIDGWAY SWITCHING STATION	35300 - Station Equipment	Structure	\$11,261.01	\$10,661.91	\$599.10
PELE Pennsylvania Electric	PELE - Trans Subs	RIDGWAY SWITCHING STATION	35300 - Station Equipment	Structure	\$21,525.90	\$20,483.65	\$1,042.25
PELE Pennsylvania Electric	PELE - Trans Subs	RIDGWAY SWITCHING STATION	35300 - Station Equipment	Switch	\$32.85	\$29.01	\$3.84
PELE Pennsylvania Electric	PELE - Trans Subs	RIDGWAY SWITCHING STATION	35300 - Station Equipment	Switch	\$46.62	\$37.90	\$8.72
PELE Pennsylvania Electric	PELE - Trans Subs	RIDGWAY SWITCHING STATION	35300 - Station Equipment	Switch	\$760.00	\$714.15	\$45.85
PELE Pennsylvania Electric	PELE - Trans Subs	RIDGWAY SWITCHING STATION	35300 - Station Equipment	Switch	\$4,844.81	\$4,587.06	\$257.75
PELE Pennsylvania Electric	PELE - Trans Subs	RIDGWAY SWITCHING STATION	35300 - Station Equipment	Switch	\$8,384.34	\$1,443.92	\$6,940.42
PELE Pennsylvania Electric	PELE - Trans Subs	RIDGWAY SWITCHING STATION	35300 - Station Equipment	Switch	\$17,759.35	\$17,759.35	\$903.64
PELE Pennsylvania Electric	PELE - Trans Subs	RIDGWAY SWITCHING STATION	35300 - Station Equipment	Transformer, Instrument	\$108.63	\$102.08	\$6.55
PELE Pennsylvania Electric	PELE - Trans Subs	RIDGWAY SWITCHING STATION	35300 - Station Equipment	Transformer, Instrument	\$332.15	\$316.07	\$16.08
PELE Pennsylvania Electric	PELE - Trans Subs	RIDGWAY SWITCHING STATION	35300 - Station Equipment	Transformer, Instrument	\$18,491.39	\$12,517.10	\$5,974.29
PELE Pennsylvania Electric	PELE - Trans Subs	RIDGWAY SWITCHING STATION	35300 - Station Equipment	Transformer, Instrument	\$64,624.70	\$11,129.43	\$53,495.27
PELE Pennsylvania Electric	PELE - Trans Subs	RIDGWAY SWITCHING STATION	35300 - Station Equipment	Transformer, Potential : Each	\$4,443.93	\$765.31	\$3,678.62
PELE Pennsylvania Electric	PELE - Trans Subs	RIDGWAY SWITCHING STATION	35300 - Station Equipment	Wiring	\$766.29	\$344.35	\$421.94
PELE Pennsylvania Electric	PELE - Trans Subs	RIDGWAY SWITCHING STATION	35300 - Station Equipment	Wiring	\$1,171.41	\$1,093.29	\$78.12
PELE Pennsylvania Electric	PELE - Trans Subs	RIDGWAY SWITCHING STATION	35300 - Station Equipment	Wiring	\$1,282.10	\$1,213.89	\$68.21
PELE Pennsylvania Electric	PELE - Trans Subs	RIDGWAY SWITCHING STATION	35300 - Station Equipment	Wiring	\$1,590.25	\$1,377.56	\$212.69
PELE Pennsylvania Electric	PELE - Trans Subs	RIDGWAY SWITCHING STATION	35300 - Station Equipment	Wiring	\$2,702.80	\$2,539.76	\$163.04
PELE Pennsylvania Electric	PELE - Trans Subs	RIDGWAY SWITCHING STATION	35300 - Station Equipment	Wiring	\$2,808.74	\$2,672.74	\$136.00
PELE Pennsylvania Electric	PELE - Trans Subs	RIDGWAY SWITCHING STATION	35300 - Station Equipment	Wiring	\$11,593.88	\$10,144.94	\$1,448.94
PELE Pennsylvania Electric	PELE - Trans Subs	RIDGWAY SWITCHING STATION	35300 - Station Equipment	Wiring	\$40,355.75	\$19,951.01	\$20,404.74
PELE Pennsylvania Electric	PELE - Trans Subs	RIDGWAY SWITCHING STATION	35300 - Station Equipment	Wood Pole	\$64.36	\$61.24	\$3.12
RIDGWAY SWITCHING STATION Total					\$634,484.45	\$347,220.04	\$287,264.41
PELE Pennsylvania Electric	PELE - Dist Subs	RIVERSIDE SUB	35300 - Station Equipment	Non-Unitized	\$226.51	\$14.99	\$211.52
PELE Pennsylvania Electric	PELE - Dist Subs	RIVERSIDE SUB	35300 - Station Equipment	Non-Unitized	\$24,901.30	\$2,152.02	\$22,749.28
RIVERSIDE SUB Total					\$25,127.81	\$2,167.01	\$22,960.80
PELE Pennsylvania Electric	PELE - Trans Subs	ROXBURY TRANS SUB	35300 - Station Equipment	Arrester, Lightning & Surge Protect	\$84.28	\$76.73	\$7.55
PELE Pennsylvania Electric	PELE - Trans Subs	ROXBURY TRANS SUB	35300 - Station Equipment	Arrester, Lightning & Surge Protect	\$3,167.03	\$273.70	\$2,893.33
PELE Pennsylvania Electric	PELE - Trans Subs	ROXBURY TRANS SUB	35300 - Station Equipment	Arrester, Lightning & Surge Protect	\$3,907.60	\$107.04	\$3,800.56
PELE Pennsylvania Electric	PELE - Trans Subs	ROXBURY TRANS SUB	35300 - Station Equipment	Arrester, Lightning & Surge Protect	\$19,721.76	\$7,497.43	\$12,224.33
PELE Pennsylvania Electric	PELE - Trans Subs	ROXBURY TRANS SUB	35300 - Station Equipment	Arrester, Lightning & Surge Protect	\$21,456.37	\$11,080.48	\$10,375.89
PELE Pennsylvania Electric	PELE - Trans Subs	ROXBURY TRANS SUB	35300 - Station Equipment	Battery System	\$121.85	\$110.92	\$10.93
PELE Pennsylvania Electric	PELE - Trans Subs	ROXBURY TRANS SUB	35300 - Station Equipment	Battery System	\$4,883.44	\$2,082.70	\$2,800.74
PELE Pennsylvania Electric	PELE - Trans Subs	ROXBURY TRANS SUB	35300 - Station Equipment	Battery System	\$9,705.07	\$1,040.39	\$8,664.68
PELE Pennsylvania Electric	PELE - Trans Subs	ROXBURY TRANS SUB	35300 - Station Equipment	Bushings	\$6,819.81	\$186.83	\$6,632.98
PELE Pennsylvania Electric	PELE - Trans Subs	ROXBURY TRANS SUB	35300 - Station Equipment	Cable, Wiring	\$11,040.89	\$954.17	\$10,086.72
PELE Pennsylvania Electric	PELE - Trans Subs	ROXBURY TRANS SUB	35300 - Station Equipment	Carrier Equipment System	\$86.34	\$80.58	\$5.76
PELE Pennsylvania Electric	PELE - Trans Subs	ROXBURY TRANS SUB	35300 - Station Equipment	Carrier Equipment System	\$1,023.02	\$979.24	\$43.78
PELE Pennsylvania Electric	PELE - Trans Subs	ROXBURY TRANS SUB	35300 - Station Equipment	Carrier Equipment System	\$1,910.21	\$1,817.72	\$92.49
PELE Pennsylvania Electric	PELE - Trans Subs	ROXBURY TRANS SUB	35300 - Station Equipment	Carrier Equipment System	\$2,350.61	\$2,093.93	\$256.68
PELE Pennsylvania Electric	PELE - Trans Subs	ROXBURY TRANS SUB	35300 - Station Equipment	Carrier Equipment System	\$2,636.44	\$1,244.44	\$1,392.00
PELE Pennsylvania Electric	PELE - Trans Subs	ROXBURY TRANS SUB	35300 - Station Equipment	Carrier Equipment System	\$2,826.19	\$2,363.48	\$462.71
PELE Pennsylvania Electric	PELE - Trans Subs	ROXBURY TRANS SUB	35300 - Station Equipment	Carrier Equipment System	\$4,958.32	\$2,000.16	\$2,958.16
PELE Pennsylvania Electric	PELE - Trans Subs	ROXBURY TRANS SUB	35300 - Station Equipment	Carrier Equipment System	\$4,961.45	\$3,972.01	\$989.44
PELE Pennsylvania Electric	PELE - Trans Subs	ROXBURY TRANS SUB	35300 - Station Equipment	Carrier Equipment System	\$6,381.48	\$5,809.38	\$572.10
PELE Pennsylvania Electric	PELE - Trans Subs	ROXBURY TRANS SUB	35300 - Station Equipment	Carrier Equipment System	\$7,137.69	\$6,455.03	\$682.66
PELE Pennsylvania Electric	PELE - Trans Subs	ROXBURY TRANS SUB	35300 - Station Equipment	Circuit Breaker	\$44.80	\$39.91	\$4.89
PELE Pennsylvania Electric	PELE - Trans Subs	ROXBURY TRANS SUB	35300 - Station Equipment	Circuit Breaker	\$163.97	\$148.29	\$15.68
PELE Pennsylvania Electric	PELE - Trans Subs	ROXBURY TRANS SUB	35300 - Station Equipment	Circuit Breaker	\$41,902.83	\$1,147.91	\$40,754.92
PELE Pennsylvania Electric	PELE - Trans Subs	ROXBURY TRANS SUB	35300 - Station Equipment	Circuit Breaker	\$86,264.60	\$50,053.20	\$36,211.40

Company	Major Location	Asset Location	Utility Account	Asset Retirement Unit	Book Cost	Allocated Reserve	Net Book Value
PELE Pennsylvania Electric	PELE - Trans Subs	ROXBURY TRANS SUB	35300 - Station Equipment	Circuit Breaker	\$99,949.46	\$40,319.16	\$59,630.30
PELE Pennsylvania Electric	PELE - Trans Subs	ROXBURY TRANS SUB	35300 - Station Equipment	Circuit Breaker	\$162,443.77	\$83,889.02	\$78,554.75
PELE Pennsylvania Electric	PELE - Trans Subs	ROXBURY TRANS SUB	35300 - Station Equipment	Conduit/Duct System	\$13.90	\$11.77	\$2.13
PELE Pennsylvania Electric	PELE - Trans Subs	ROXBURY TRANS SUB	35300 - Station Equipment	Conduit/Duct System	\$133.54	\$80.21	\$53.33
PELE Pennsylvania Electric	PELE - Trans Subs	ROXBURY TRANS SUB	35300 - Station Equipment	Conduit/Duct System	\$162.56	\$94.32	\$68.24
PELE Pennsylvania Electric	PELE - Trans Subs	ROXBURY TRANS SUB	35300 - Station Equipment	Conduit/Duct System	\$183.34	\$69.69	\$113.65
PELE Pennsylvania Electric	PELE - Trans Subs	ROXBURY TRANS SUB	35300 - Station Equipment	Conduit/Duct System	\$248.08	\$236.07	\$12.01
PELE Pennsylvania Electric	PELE - Trans Subs	ROXBURY TRANS SUB	35300 - Station Equipment	Conduit/Duct System	\$716.54	\$599.22	\$117.32
PELE Pennsylvania Electric	PELE - Trans Subs	ROXBURY TRANS SUB	35300 - Station Equipment	Conduit/Duct System	\$1,036.79	\$971.14	\$65.65
PELE Pennsylvania Electric	PELE - Trans Subs	ROXBURY TRANS SUB	35300 - Station Equipment	Conduit/Duct System	\$1,410.46	\$1,275.56	\$134.90
PELE Pennsylvania Electric	PELE - Trans Subs	ROXBURY TRANS SUB	35300 - Station Equipment	Conduit/Duct System	\$1,660.46	\$1,589.40	\$71.06
PELE Pennsylvania Electric	PELE - Trans Subs	ROXBURY TRANS SUB	35300 - Station Equipment	Conduit/Duct System	\$2,275.50	\$2,071.50	\$204.00
PELE Pennsylvania Electric	PELE - Trans Subs	ROXBURY TRANS SUB	35300 - Station Equipment	Controls and Instrumentation	\$24.96	\$23.78	\$1.18
PELE Pennsylvania Electric	PELE - Trans Subs	ROXBURY TRANS SUB	35300 - Station Equipment	Controls and Instrumentation	\$47.83	\$45.62	\$2.21
PELE Pennsylvania Electric	PELE - Trans Subs	ROXBURY TRANS SUB	35300 - Station Equipment	Controls and Instrumentation	\$49.67	\$42.56	\$7.11
PELE Pennsylvania Electric	PELE - Trans Subs	ROXBURY TRANS SUB	35300 - Station Equipment	Controls and Instrumentation	\$105.14	\$96.82	\$8.32
PELE Pennsylvania Electric	PELE - Trans Subs	ROXBURY TRANS SUB	35300 - Station Equipment	Controls and Instrumentation	\$186.41	\$178.64	\$7.77
PELE Pennsylvania Electric	PELE - Trans Subs	ROXBURY TRANS SUB	35300 - Station Equipment	Controls and Instrumentation	\$212.90	\$147.87	\$65.03
PELE Pennsylvania Electric	PELE - Trans Subs	ROXBURY TRANS SUB	35300 - Station Equipment	Controls and Instrumentation	\$252.18	\$241.63	\$10.55
PELE Pennsylvania Electric	PELE - Trans Subs	ROXBURY TRANS SUB	35300 - Station Equipment	Controls and Instrumentation	\$254.28	\$243.57	\$10.71
PELE Pennsylvania Electric	PELE - Trans Subs	ROXBURY TRANS SUB	35300 - Station Equipment	Controls and Instrumentation	\$283.99	\$240.51	\$43.48
PELE Pennsylvania Electric	PELE - Trans Subs	ROXBURY TRANS SUB	35300 - Station Equipment	Controls and Instrumentation	\$348.31	\$209.20	\$139.11
PELE Pennsylvania Electric	PELE - Trans Subs	ROXBURY TRANS SUB	35300 - Station Equipment	Controls and Instrumentation	\$435.46	\$175.66	\$259.80
PELE Pennsylvania Electric	PELE - Trans Subs	ROXBURY TRANS SUB	35300 - Station Equipment	Controls and Instrumentation	\$520.24	\$498.44	\$21.80
PELE Pennsylvania Electric	PELE - Trans Subs	ROXBURY TRANS SUB	35300 - Station Equipment	Controls and Instrumentation	\$891.95	\$780.48	\$111.47
PELE Pennsylvania Electric	PELE - Trans Subs	ROXBURY TRANS SUB	35300 - Station Equipment	Controls and Instrumentation	\$932.54	\$541.09	\$391.45
PELE Pennsylvania Electric	PELE - Trans Subs	ROXBURY TRANS SUB	35300 - Station Equipment	Controls and Instrumentation	\$935.00	\$894.98	\$40.02
PELE Pennsylvania Electric	PELE - Trans Subs	ROXBURY TRANS SUB	35300 - Station Equipment	Controls and Instrumentation	\$1,092.70	\$946.56	\$146.14
PELE Pennsylvania Electric	PELE - Trans Subs	ROXBURY TRANS SUB	35300 - Station Equipment	Controls and Instrumentation	\$3,096.81	\$2,900.70	\$196.11
PELE Pennsylvania Electric	PELE - Trans Subs	ROXBURY TRANS SUB	35300 - Station Equipment	Controls and Instrumentation	\$7,570.61	\$7,204.05	\$366.56
PELE Pennsylvania Electric	PELE - Trans Subs	ROXBURY TRANS SUB	35300 - Station Equipment	Controls and Instrumentation	\$9,592.78	\$5,952.25	\$3,640.53
PELE Pennsylvania Electric	PELE - Trans Subs	ROXBURY TRANS SUB	35300 - Station Equipment	Controls and Instrumentation	\$10,282.07	\$8,231.57	\$2,050.50
PELE Pennsylvania Electric	PELE - Trans Subs	ROXBURY TRANS SUB	35300 - Station Equipment	Controls and Instrumentation	\$11,751.99	\$8,741.72	\$3,010.27
PELE Pennsylvania Electric	PELE - Trans Subs	ROXBURY TRANS SUB	35300 - Station Equipment	Controls and Instrumentation	\$13,675.81	\$11,436.78	\$2,239.03
PELE Pennsylvania Electric	PELE - Trans Subs	ROXBURY TRANS SUB	35300 - Station Equipment	Controls and Instrumentation	\$23,512.82	\$21,404.93	\$2,107.89
PELE Pennsylvania Electric	PELE - Trans Subs	ROXBURY TRANS SUB	35300 - Station Equipment	Controls and Instrumentation	\$38,374.28	\$17,244.25	\$21,130.03
PELE Pennsylvania Electric	PELE - Trans Subs	ROXBURY TRANS SUB	35300 - Station Equipment	Controls and Instrumentation	\$55,081.97	\$20,939.97	\$34,142.00
PELE Pennsylvania Electric	PELE - Trans Subs	ROXBURY TRANS SUB	35300 - Station Equipment	Disconnect Switch	\$4,810.47	\$131.78	\$4,678.69
PELE Pennsylvania Electric	PELE - Trans Subs	ROXBURY TRANS SUB	35300 - Station Equipment	Equipment Spill and Leakage System	\$115.69	\$110.88	\$4.81
PELE Pennsylvania Electric	PELE - Trans Subs	ROXBURY TRANS SUB	35300 - Station Equipment	Equipment Spill and Leakage System	\$1,348.78	\$544.09	\$804.69
PELE Pennsylvania Electric	PELE - Trans Subs	ROXBURY TRANS SUB	35300 - Station Equipment	Foundation - Equipment	\$3,540.89	\$3,223.45	\$317.44
PELE Pennsylvania Electric	PELE - Trans Subs	ROXBURY TRANS SUB	35300 - Station Equipment	Fuse Equipment	\$15,232.42	\$417.28	\$14,815.14
PELE Pennsylvania Electric	PELE - Trans Subs	ROXBURY TRANS SUB	35300 - Station Equipment	Fuse Equipment	\$16,401.57	\$1,417.45	\$14,984.12
PELE Pennsylvania Electric	PELE - Trans Subs	ROXBURY TRANS SUB	35300 - Station Equipment	Grounding System, Station	\$139.63	\$126.28	\$13.35
PELE Pennsylvania Electric	PELE - Trans Subs	ROXBURY TRANS SUB	35300 - Station Equipment	Grounding System, Station	\$168.27	\$160.12	\$8.15
PELE Pennsylvania Electric	PELE - Trans Subs	ROXBURY TRANS SUB	35300 - Station Equipment	Grounding System, Station	\$250.49	\$228.03	\$22.46
PELE Pennsylvania Electric	PELE - Trans Subs	ROXBURY TRANS SUB	35300 - Station Equipment	Grounding System, Station	\$319.24	\$293.98	\$25.26
PELE Pennsylvania Electric	PELE - Trans Subs	ROXBURY TRANS SUB	35300 - Station Equipment	Grounding System, Station	\$867.30	\$812.38	\$54.92
PELE Pennsylvania Electric	PELE - Trans Subs	ROXBURY TRANS SUB	35300 - Station Equipment	Grounding System, Station	\$1,560.33	\$1,493.55	\$66.78
PELE Pennsylvania Electric	PELE - Trans Subs	ROXBURY TRANS SUB	35300 - Station Equipment	Minor Station Equipment	\$24.17	\$23.15	\$1.02
PELE Pennsylvania Electric	PELE - Trans Subs	ROXBURY TRANS SUB	35300 - Station Equipment	Minor Station Equipment	\$33.20	\$31.82	\$1.38
PELE Pennsylvania Electric	PELE - Trans Subs	ROXBURY TRANS SUB	35300 - Station Equipment	Minor Station Equipment	\$102.41	\$59.42	\$42.99
PELE Pennsylvania Electric	PELE - Trans Subs	ROXBURY TRANS SUB	35300 - Station Equipment	Minor Station Equipment	\$111.25	\$106.49	\$4.76
PELE Pennsylvania Electric	PELE - Trans Subs	ROXBURY TRANS SUB	35300 - Station Equipment	Minor Station Equipment	\$170.54	\$163.44	\$7.10

Company	Major Location	Asset Location	Utility Account	Asset Retirement Unit	Book Cost	Allocated Reserve	Net Book Value
PELE Pennsylvania Electric	PELE - Trans Subs	ROXBURY TRANS SUB	35300 - Station Equipment	Minor Station Equipment	\$3,118.20	\$2,838.66	\$279.54
PELE Pennsylvania Electric	PELE - Trans Subs	ROXBURY TRANS SUB	35300 - Station Equipment	Minor Station Equipment	\$16,096.22	\$13,631.79	\$2,464.43
PELE Pennsylvania Electric	PELE - Trans Subs	ROXBURY TRANS SUB	35300 - Station Equipment	Misc Tools & Equipment	\$38.13	\$36.54	\$1.59
PELE Pennsylvania Electric	PELE - Trans Subs	ROXBURY TRANS SUB	35300 - Station Equipment	Mobile Substation	\$1,666.00	\$1,534.17	\$131.83
PELE Pennsylvania Electric	PELE - Trans Subs	ROXBURY TRANS SUB	35300 - Station Equipment	Non-Unitized	\$5.18	\$0.24	\$4.94
PELE Pennsylvania Electric	PELE - Trans Subs	ROXBURY TRANS SUB	35300 - Station Equipment	Non-Unitized	\$467.42	\$40.40	\$427.02
PELE Pennsylvania Electric	PELE - Trans Subs	ROXBURY TRANS SUB	35300 - Station Equipment	Non-Unitized	\$14,088.65	\$932.19	\$13,156.46
PELE Pennsylvania Electric	PELE - Trans Subs	ROXBURY TRANS SUB	35300 - Station Equipment	Office Furniture	\$10.00	\$9.58	\$0.42
PELE Pennsylvania Electric	PELE - Trans Subs	ROXBURY TRANS SUB	35300 - Station Equipment	Office Furniture	\$18.62	\$17.85	\$0.77
PELE Pennsylvania Electric	PELE - Trans Subs	ROXBURY TRANS SUB	35300 - Station Equipment	Office Furniture	\$33.94	\$32.30	\$1.64
PELE Pennsylvania Electric	PELE - Trans Subs	ROXBURY TRANS SUB	35300 - Station Equipment	Office Furniture	\$87.77	\$84.12	\$3.65
PELE Pennsylvania Electric	PELE - Trans Subs	ROXBURY TRANS SUB	35300 - Station Equipment	Structure	\$231.15	\$216.51	\$14.64
PELE Pennsylvania Electric	PELE - Trans Subs	ROXBURY TRANS SUB	35300 - Station Equipment	Structure	\$1,241.29	\$1,189.63	\$51.66
PELE Pennsylvania Electric	PELE - Trans Subs	ROXBURY TRANS SUB	35300 - Station Equipment	Structure	\$2,793.59	\$2,543.15	\$250.44
PELE Pennsylvania Electric	PELE - Trans Subs	ROXBURY TRANS SUB	35300 - Station Equipment	Structure	\$4,038.99	\$2,343.53	\$1,695.46
PELE Pennsylvania Electric	PELE - Trans Subs	ROXBURY TRANS SUB	35300 - Station Equipment	Structure	\$11,461.12	\$10,906.18	\$554.94
PELE Pennsylvania Electric	PELE - Trans Subs	ROXBURY TRANS SUB	35300 - Station Equipment	Structure	\$25,662.98	\$24,564.60	\$1,098.38
PELE Pennsylvania Electric	PELE - Trans Subs	ROXBURY TRANS SUB	35300 - Station Equipment	Switch	\$4,157.95	\$1,580.68	\$2,577.27
PELE Pennsylvania Electric	PELE - Trans Subs	ROXBURY TRANS SUB	35300 - Station Equipment	Switch	\$6,552.77	\$5,965.32	\$587.45
PELE Pennsylvania Electric	PELE - Trans Subs	ROXBURY TRANS SUB	35300 - Station Equipment	Switch	\$9,310.16	\$8,859.38	\$450.78
PELE Pennsylvania Electric	PELE - Trans Subs	ROXBURY TRANS SUB	35300 - Station Equipment	Switch	\$11,447.28	\$10,957.33	\$489.95
PELE Pennsylvania Electric	PELE - Trans Subs	ROXBURY TRANS SUB	35300 - Station Equipment	Switchgear	\$214.52	\$159.57	\$54.95
PELE Pennsylvania Electric	PELE - Trans Subs	ROXBURY TRANS SUB	35300 - Station Equipment	Switchgear	\$16,096.94	\$13,793.19	\$2,303.75
PELE Pennsylvania Electric	PELE - Trans Subs	ROXBURY TRANS SUB	35300 - Station Equipment	Transformer, Instrument	\$220.92	\$201.12	\$19.80
PELE Pennsylvania Electric	PELE - Trans Subs	ROXBURY TRANS SUB	35300 - Station Equipment	Transformer, Instrument	\$951.55	\$891.29	\$60.26
PELE Pennsylvania Electric	PELE - Trans Subs	ROXBURY TRANS SUB	35300 - Station Equipment	Transformer, Instrument	\$22,904.79	\$13,290.02	\$9,614.77
PELE Pennsylvania Electric	PELE - Trans Subs	ROXBURY TRANS SUB	35300 - Station Equipment	Transformer, Power	\$1,661.05	\$1,235.57	\$425.48
PELE Pennsylvania Electric	PELE - Trans Subs	ROXBURY TRANS SUB	35300 - Station Equipment	Transformer, Power	\$1,820.39	\$1,457.36	\$363.03
PELE Pennsylvania Electric	PELE - Trans Subs	ROXBURY TRANS SUB	35300 - Station Equipment	Transformer, Power	\$30,772.03	\$8,821.33	\$21,950.70
PELE Pennsylvania Electric	PELE - Trans Subs	ROXBURY TRANS SUB	35300 - Station Equipment	Transformer, Power	\$167,067.24	\$152,089.86	\$14,977.38
PELE Pennsylvania Electric	PELE - Trans Subs	ROXBURY TRANS SUB	35300 - Station Equipment	Wiring	\$102.55	\$86.85	\$15.70
PELE Pennsylvania Electric	PELE - Trans Subs	ROXBURY TRANS SUB	35300 - Station Equipment	Wiring	\$295.83	\$247.40	\$48.43
PELE Pennsylvania Electric	PELE - Trans Subs	ROXBURY TRANS SUB	35300 - Station Equipment	Wiring	\$522.57	\$498.41	\$24.16
PELE Pennsylvania Electric	PELE - Trans Subs	ROXBURY TRANS SUB	35300 - Station Equipment	Wiring	\$2,121.74	\$1,931.53	\$190.21
PELE Pennsylvania Electric	PELE - Trans Subs	ROXBURY TRANS SUB	35300 - Station Equipment	Wiring	\$2,275.47	\$196.65	\$2,078.82
PELE Pennsylvania Electric	PELE - Trans Subs	ROXBURY TRANS SUB	35300 - Station Equipment	Wiring	\$2,369.06	\$2,142.48	\$226.58
PELE Pennsylvania Electric	PELE - Trans Subs	ROXBURY TRANS SUB	35300 - Station Equipment	Wiring	\$3,072.00	\$2,940.52	\$131.48
PELE Pennsylvania Electric	PELE - Trans Subs	ROXBURY TRANS SUB	35300 - Station Equipment	Wiring	\$4,567.04	\$1,736.21	\$2,830.83
PELE Pennsylvania Electric	PELE - Trans Subs	ROXBURY TRANS SUB	35300 - Station Equipment	Wiring	\$5,725.91	\$5,448.66	\$277.25
PELE Pennsylvania Electric	PELE - Trans Subs	ROXBURY TRANS SUB	35300 - Station Equipment	Wiring	\$9,638.99	\$9,028.60	\$610.39
PELE Pennsylvania Electric	PELE - Trans Subs	ROXBURY TRANS SUB	35300 - Station Equipment	Wiring	\$17,179.78	\$8,871.96	\$8,307.82
PELE Pennsylvania Electric	PELE - Trans Subs	ROXBURY TRANS SUB	35300 - Station Equipment	Wiring	\$31,779.44	\$20,334.20	\$11,445.24
		ROXBURY TRANS SUB Total			\$1,172,387.02	\$685,216.94	\$487,170.08
PELE Pennsylvania Electric	PELE - Dist Subs	SALIX SUB	35300 - Station Equipment	Circuit Breaker	\$25,548.37	\$1,690.44	\$23,857.93
		SALIX SUB Total			\$25,548.37	\$1,690.44	\$23,857.93
PELE Pennsylvania Electric	PELE - Trans Subs	SAXTON TRANS SUB	35300 - Station Equipment	Arrester, Lightning & Surge Protect	\$443.83	\$424.28	\$19.55
PELE Pennsylvania Electric	PELE - Trans Subs	SAXTON TRANS SUB	35300 - Station Equipment	Arrester, Lightning & Surge Protect	\$1,788.36	\$1,710.48	\$77.88
PELE Pennsylvania Electric	PELE - Trans Subs	SAXTON TRANS SUB	35300 - Station Equipment	Arrester, Lightning & Surge Protect	\$2,973.30	\$2,845.04	\$128.26
PELE Pennsylvania Electric	PELE - Trans Subs	SAXTON TRANS SUB	35300 - Station Equipment	Arrester, Lightning & Surge Protect	\$8,018.07	\$6,519.72	\$1,498.35
PELE Pennsylvania Electric	PELE - Trans Subs	SAXTON TRANS SUB	35300 - Station Equipment	Arrester, Lightning & Surge Protect	\$9,237.46	\$8,460.11	\$777.35
PELE Pennsylvania Electric	PELE - Trans Subs	SAXTON TRANS SUB	35300 - Station Equipment	Arrester, Lightning & Surge Protect	\$20,536.47	\$2,638.06	\$17,898.41
PELE Pennsylvania Electric	PELE - Trans Subs	SAXTON TRANS SUB	35300 - Station Equipment	Arrester, Lightning & Surge Protect	\$36,017.62	\$3,861.11	\$32,156.51
PELE Pennsylvania Electric	PELE - Trans Subs	SAXTON TRANS SUB	35300 - Station Equipment	Battery System	\$1,400.34	\$532.36	\$867.98
PELE Pennsylvania Electric	PELE - Trans Subs	SAXTON TRANS SUB	35300 - Station Equipment	Battery System	\$3,387.64	\$1,965.60	\$1,422.04

Company	Major Location	Asset Location	Utility Account	Asset Retirement Unit	Book Cost	Allocated Reserve	Net Book Value
PELE Pennsylvania Electric	PELE - Trans Subs	SAXTON TRANS SUB	35300 - Station Equipment	Battery System	\$3,594.77	\$2,923.01	\$671.76
PELE Pennsylvania Electric	PELE - Trans Subs	SAXTON TRANS SUB	35300 - Station Equipment	Battery System	\$7,678.36	\$1,668.70	\$6,009.66
PELE Pennsylvania Electric	PELE - Trans Subs	SAXTON TRANS SUB	35300 - Station Equipment	Bus	\$18,992.00	\$2,439.65	\$16,552.35
PELE Pennsylvania Electric	PELE - Trans Subs	SAXTON TRANS SUB	35300 - Station Equipment	Bus-Insulators	\$12,077.28	\$1,043.75	\$11,033.53
PELE Pennsylvania Electric	PELE - Trans Subs	SAXTON TRANS SUB	35300 - Station Equipment	Cabinets/Panels/Consoles	\$59,441.89	\$7,635.73	\$51,806.16
PELE Pennsylvania Electric	PELE - Trans Subs	SAXTON TRANS SUB	35300 - Station Equipment	Capacitor Bank	\$337,685.99	\$43,378.14	\$294,307.85
PELE Pennsylvania Electric	PELE - Trans Subs	SAXTON TRANS SUB	35300 - Station Equipment	Carrier Equipment System	\$603.22	\$537.35	\$65.87
PELE Pennsylvania Electric	PELE - Trans Subs	SAXTON TRANS SUB	35300 - Station Equipment	Carrier Equipment System	\$3,298.06	\$3,089.21	\$208.85
PELE Pennsylvania Electric	PELE - Trans Subs	SAXTON TRANS SUB	35300 - Station Equipment	Carrier Equipment System	\$4,185.93	\$3,873.84	\$312.09
PELE Pennsylvania Electric	PELE - Trans Subs	SAXTON TRANS SUB	35300 - Station Equipment	Carrier Equipment System	\$26,109.87	\$14,049.68	\$12,060.19
PELE Pennsylvania Electric	PELE - Trans Subs	SAXTON TRANS SUB	35300 - Station Equipment	Carrier Equipment System	\$55,930.99	\$7,184.73	\$48,746.26
PELE Pennsylvania Electric	PELE - Trans Subs	SAXTON TRANS SUB	35300 - Station Equipment	Circuit Breaker	\$44.80	\$39.91	\$4.89
PELE Pennsylvania Electric	PELE - Trans Subs	SAXTON TRANS SUB	35300 - Station Equipment	Circuit Breaker	\$97.87	\$87.87	\$10.00
PELE Pennsylvania Electric	PELE - Trans Subs	SAXTON TRANS SUB	35300 - Station Equipment	Circuit Breaker	\$392.70	\$343.62	\$49.08
PELE Pennsylvania Electric	PELE - Trans Subs	SAXTON TRANS SUB	35300 - Station Equipment	Circuit Breaker	\$12,938.80	\$7,771.17	\$5,167.63
PELE Pennsylvania Electric	PELE - Trans Subs	SAXTON TRANS SUB	35300 - Station Equipment	Circuit Breaker	\$18,329.76	\$17,417.07	\$912.69
PELE Pennsylvania Electric	PELE - Trans Subs	SAXTON TRANS SUB	35300 - Station Equipment	Circuit Breaker	\$52,477.02	\$48,564.42	\$3,912.60
PELE Pennsylvania Electric	PELE - Trans Subs	SAXTON TRANS SUB	35300 - Station Equipment	Circuit Breaker	\$64,761.43	\$34,848.01	\$29,913.42
PELE Pennsylvania Electric	PELE - Trans Subs	SAXTON TRANS SUB	35300 - Station Equipment	Circuit Switcher	\$193,111.43	\$24,806.53	\$168,304.90
PELE Pennsylvania Electric	PELE - Trans Subs	SAXTON TRANS SUB	35300 - Station Equipment	Conduit	\$47,394.17	\$6,088.11	\$41,306.06
PELE Pennsylvania Electric	PELE - Trans Subs	SAXTON TRANS SUB	35300 - Station Equipment	Conduit/Duct System	\$4.00	\$3.83	\$0.17
PELE Pennsylvania Electric	PELE - Trans Subs	SAXTON TRANS SUB	35300 - Station Equipment	Conduit/Duct System	\$68.37	\$39.67	\$28.70
PELE Pennsylvania Electric	PELE - Trans Subs	SAXTON TRANS SUB	35300 - Station Equipment	Conduit/Duct System	\$78.99	\$75.17	\$3.82
PELE Pennsylvania Electric	PELE - Trans Subs	SAXTON TRANS SUB	35300 - Station Equipment	Conduit/Duct System	\$120.27	\$107.14	\$13.13
PELE Pennsylvania Electric	PELE - Trans Subs	SAXTON TRANS SUB	35300 - Station Equipment	Conduit/Duct System	\$120.56	\$94.93	\$25.63
PELE Pennsylvania Electric	PELE - Trans Subs	SAXTON TRANS SUB	35300 - Station Equipment	Conduit/Duct System	\$121.03	\$114.05	\$6.98
PELE Pennsylvania Electric	PELE - Trans Subs	SAXTON TRANS SUB	35300 - Station Equipment	Conduit/Duct System	\$140.32	\$115.76	\$24.56
PELE Pennsylvania Electric	PELE - Trans Subs	SAXTON TRANS SUB	35300 - Station Equipment	Conduit/Duct System	\$166.61	\$158.74	\$7.87
PELE Pennsylvania Electric	PELE - Trans Subs	SAXTON TRANS SUB	35300 - Station Equipment	Conduit/Duct System	\$192.03	\$175.87	\$16.16
PELE Pennsylvania Electric	PELE - Trans Subs	SAXTON TRANS SUB	35300 - Station Equipment	Conduit/Duct System	\$361.22	\$202.06	\$159.16
PELE Pennsylvania Electric	PELE - Trans Subs	SAXTON TRANS SUB	35300 - Station Equipment	Conduit/Duct System	\$554.36	\$519.26	\$35.10
PELE Pennsylvania Electric	PELE - Trans Subs	SAXTON TRANS SUB	35300 - Station Equipment	Conduit/Duct System	\$1,777.05	\$1,678.81	\$98.24
PELE Pennsylvania Electric	PELE - Trans Subs	SAXTON TRANS SUB	35300 - Station Equipment	Conduit/Duct System	\$2,144.43	\$1,595.14	\$549.29
PELE Pennsylvania Electric	PELE - Trans Subs	SAXTON TRANS SUB	35300 - Station Equipment	Conduit/Duct System	\$3,040.79	\$2,814.08	\$226.71
PELE Pennsylvania Electric	PELE - Trans Subs	SAXTON TRANS SUB	35300 - Station Equipment	Conduit/Duct System	\$3,619.01	\$3,468.43	\$150.58
PELE Pennsylvania Electric	PELE - Trans Subs	SAXTON TRANS SUB	35300 - Station Equipment	Conduit/Duct System	\$5,697.60	\$4,632.88	\$1,064.72
PELE Pennsylvania Electric	PELE - Trans Subs	SAXTON TRANS SUB	35300 - Station Equipment	Conduit/Duct System	\$7,268.18	\$6,932.20	\$335.98
PELE Pennsylvania Electric	PELE - Trans Subs	SAXTON TRANS SUB	35300 - Station Equipment	Control Wiring	\$79,768.55	\$10,246.83	\$69,521.72
PELE Pennsylvania Electric	PELE - Trans Subs	SAXTON TRANS SUB	35300 - Station Equipment	Controls and Instrumentation	\$106.10	\$96.59	\$9.51
PELE Pennsylvania Electric	PELE - Trans Subs	SAXTON TRANS SUB	35300 - Station Equipment	Controls and Instrumentation	\$137.36	\$121.31	\$16.05
PELE Pennsylvania Electric	PELE - Trans Subs	SAXTON TRANS SUB	35300 - Station Equipment	Controls and Instrumentation	\$232.09	\$182.74	\$49.35
PELE Pennsylvania Electric	PELE - Trans Subs	SAXTON TRANS SUB	35300 - Station Equipment	Controls and Instrumentation	\$273.80	\$250.76	\$23.04
PELE Pennsylvania Electric	PELE - Trans Subs	SAXTON TRANS SUB	35300 - Station Equipment	Controls and Instrumentation	\$306.15	\$283.32	\$22.83
PELE Pennsylvania Electric	PELE - Trans Subs	SAXTON TRANS SUB	35300 - Station Equipment	Controls and Instrumentation	\$335.73	\$316.37	\$19.36
PELE Pennsylvania Electric	PELE - Trans Subs	SAXTON TRANS SUB	35300 - Station Equipment	Controls and Instrumentation	\$441.17	\$410.11	\$31.06
PELE Pennsylvania Electric	PELE - Trans Subs	SAXTON TRANS SUB	35300 - Station Equipment	Controls and Instrumentation	\$574.37	\$333.26	\$241.11
PELE Pennsylvania Electric	PELE - Trans Subs	SAXTON TRANS SUB	35300 - Station Equipment	Controls and Instrumentation	\$1,278.40	\$1,118.63	\$159.77
PELE Pennsylvania Electric	PELE - Trans Subs	SAXTON TRANS SUB	35300 - Station Equipment	Controls and Instrumentation	\$1,288.42	\$1,116.10	\$172.32
PELE Pennsylvania Electric	PELE - Trans Subs	SAXTON TRANS SUB	35300 - Station Equipment	Controls and Instrumentation	\$1,514.92	\$847.42	\$667.50
PELE Pennsylvania Electric	PELE - Trans Subs	SAXTON TRANS SUB	35300 - Station Equipment	Controls and Instrumentation	\$1,935.91	\$1,469.37	\$466.54
PELE Pennsylvania Electric	PELE - Trans Subs	SAXTON TRANS SUB	35300 - Station Equipment	Controls and Instrumentation	\$2,139.62	\$2,038.56	\$101.06
PELE Pennsylvania Electric	PELE - Trans Subs	SAXTON TRANS SUB	35300 - Station Equipment	Controls and Instrumentation	\$2,256.64	\$2,131.88	\$124.76
PELE Pennsylvania Electric	PELE - Trans Subs	SAXTON TRANS SUB	35300 - Station Equipment	Controls and Instrumentation	\$3,281.92	\$3,145.36	\$136.56
PELE Pennsylvania Electric	PELE - Trans Subs	SAXTON TRANS SUB	35300 - Station Equipment	Controls and Instrumentation	\$3,533.13	\$3,320.00	\$213.13

Company	Major Location	Asset Location	Utility Account	Asset Retirement Unit	Book Cost	Allocated Reserve	Net Book Value
PELE Pennsylvania Electric	PELE - Trans Subs	SAXTON TRANS SUB	35300 - Station Equipment	Controls and Instrumentation	\$3,943.27	\$3,253.30	\$689.97
PELE Pennsylvania Electric	PELE - Trans Subs	SAXTON TRANS SUB	35300 - Station Equipment	Controls and Instrumentation	\$8,429.19	\$6,270.04	\$2,159.15
PELE Pennsylvania Electric	PELE - Trans Subs	SAXTON TRANS SUB	35300 - Station Equipment	Controls and Instrumentation	\$9,853.72	\$8,777.74	\$1,075.98
PELE Pennsylvania Electric	PELE - Trans Subs	SAXTON TRANS SUB	35300 - Station Equipment	Controls and Instrumentation	\$10,085.08	\$6,257.72	\$3,827.36
PELE Pennsylvania Electric	PELE - Trans Subs	SAXTON TRANS SUB	35300 - Station Equipment	Controls and Instrumentation	\$13,305.59	\$11,268.43	\$2,037.16
PELE Pennsylvania Electric	PELE - Trans Subs	SAXTON TRANS SUB	35300 - Station Equipment	Controls and Instrumentation	\$16,621.56	\$13,515.47	\$3,106.09
PELE Pennsylvania Electric	PELE - Trans Subs	SAXTON TRANS SUB	35300 - Station Equipment	Controls and Instrumentation	\$21,820.38	\$18,247.89	\$3,572.49
PELE Pennsylvania Electric	PELE - Trans Subs	SAXTON TRANS SUB	35300 - Station Equipment	Foundation - Equipment	\$387.06	\$370.36	\$16.70
PELE Pennsylvania Electric	PELE - Trans Subs	SAXTON TRANS SUB	35300 - Station Equipment	Foundation - Equipment	\$651.30	\$613.75	\$37.55
PELE Pennsylvania Electric	PELE - Trans Subs	SAXTON TRANS SUB	35300 - Station Equipment	Foundation - Equipment	\$87,968.24	\$11,300.14	\$76,668.10
PELE Pennsylvania Electric	PELE - Trans Subs	SAXTON TRANS SUB	35300 - Station Equipment	Grounding System, Station	\$270,052.16	\$34,690.11	\$235,362.05
PELE Pennsylvania Electric	PELE - Trans Subs	SAXTON TRANS SUB	35300 - Station Equipment	Minor Station Equipment	\$11.12	\$10.63	\$0.49
PELE Pennsylvania Electric	PELE - Trans Subs	SAXTON TRANS SUB	35300 - Station Equipment	Minor Station Equipment	\$61.46	\$49.97	\$11.49
PELE Pennsylvania Electric	PELE - Trans Subs	SAXTON TRANS SUB	35300 - Station Equipment	Minor Station Equipment	\$171.95	\$164.80	\$7.15
PELE Pennsylvania Electric	PELE - Trans Subs	SAXTON TRANS SUB	35300 - Station Equipment	Minor Station Equipment	\$427.06	\$409.06	\$18.00
PELE Pennsylvania Electric	PELE - Trans Subs	SAXTON TRANS SUB	35300 - Station Equipment	Minor Station Equipment	\$770.99	\$737.73	\$33.26
PELE Pennsylvania Electric	PELE - Trans Subs	SAXTON TRANS SUB	35300 - Station Equipment	Non-Unitized	(\$4,338.26)	(\$287.05)	(\$4,051.21)
PELE Pennsylvania Electric	PELE - Trans Subs	SAXTON TRANS SUB	35300 - Station Equipment	Non-Unitized	(\$0.58)	(\$0.03)	(\$0.55)
PELE Pennsylvania Electric	PELE - Trans Subs	SAXTON TRANS SUB	35300 - Station Equipment	Non-Unitized	\$2.71	\$0.03	\$2.68
PELE Pennsylvania Electric	PELE - Trans Subs	SAXTON TRANS SUB	35300 - Station Equipment	Non-Unitized	\$937.83	\$25.69	\$912.14
PELE Pennsylvania Electric	PELE - Trans Subs	SAXTON TRANS SUB	35300 - Station Equipment	Office Furniture	\$33.38	\$27.14	\$6.24
PELE Pennsylvania Electric	PELE - Trans Subs	SAXTON TRANS SUB	35300 - Station Equipment	Office Furniture	\$64.92	\$62.22	\$2.70
PELE Pennsylvania Electric	PELE - Trans Subs	SAXTON TRANS SUB	35300 - Station Equipment	Relays	\$13,623.71	\$1,750.06	\$11,873.65
PELE Pennsylvania Electric	PELE - Trans Subs	SAXTON TRANS SUB	35300 - Station Equipment	Relays	\$43,021.21	\$6,459.39	\$36,561.82
PELE Pennsylvania Electric	PELE - Trans Subs	SAXTON TRANS SUB	35300 - Station Equipment	RTU - SCADA	\$81,040.14	\$5,362.12	\$75,678.02
PELE Pennsylvania Electric	PELE - Trans Subs	SAXTON TRANS SUB	35300 - Station Equipment	Structural Steel Support	\$33,226.05	\$4,268.12	\$28,957.93
PELE Pennsylvania Electric	PELE - Trans Subs	SAXTON TRANS SUB	35300 - Station Equipment	Structure	\$146.51	\$136.74	\$9.77
PELE Pennsylvania Electric	PELE - Trans Subs	SAXTON TRANS SUB	35300 - Station Equipment	Structure	\$200.52	\$191.87	\$8.65
PELE Pennsylvania Electric	PELE - Trans Subs	SAXTON TRANS SUB	35300 - Station Equipment	Structure	\$356.66	\$340.95	\$15.71
PELE Pennsylvania Electric	PELE - Trans Subs	SAXTON TRANS SUB	35300 - Station Equipment	Structure	\$1,665.31	\$1,576.72	\$88.59
PELE Pennsylvania Electric	PELE - Trans Subs	SAXTON TRANS SUB	35300 - Station Equipment	Structure	\$3,503.47	\$3,226.25	\$277.22
PELE Pennsylvania Electric	PELE - Trans Subs	SAXTON TRANS SUB	35300 - Station Equipment	Structure	\$3,637.40	\$2,957.67	\$679.73
PELE Pennsylvania Electric	PELE - Trans Subs	SAXTON TRANS SUB	35300 - Station Equipment	Structure	\$6,366.16	\$3,561.10	\$2,805.06
PELE Pennsylvania Electric	PELE - Trans Subs	SAXTON TRANS SUB	35300 - Station Equipment	Structure	\$10,239.38	\$9,475.95	\$763.43
PELE Pennsylvania Electric	PELE - Trans Subs	SAXTON TRANS SUB	35300 - Station Equipment	Structure	\$25,097.03	\$24,052.76	\$1,044.27
PELE Pennsylvania Electric	PELE - Trans Subs	SAXTON TRANS SUB	35300 - Station Equipment	Switch	\$8,992.42	\$7,312.00	\$1,680.42
PELE Pennsylvania Electric	PELE - Trans Subs	SAXTON TRANS SUB	35300 - Station Equipment	Switch	\$9,085.11	\$8,407.74	\$677.37
PELE Pennsylvania Electric	PELE - Trans Subs	SAXTON TRANS SUB	35300 - Station Equipment	Switch	\$29,353.04	\$3,770.61	\$25,582.43
PELE Pennsylvania Electric	PELE - Trans Subs	SAXTON TRANS SUB	35300 - Station Equipment	Switch	\$30,482.71	\$28,860.98	\$1,621.73
PELE Pennsylvania Electric	PELE - Trans Subs	SAXTON TRANS SUB	35300 - Station Equipment	Switchgear	\$2,912.66	\$2,594.61	\$318.05
PELE Pennsylvania Electric	PELE - Trans Subs	SAXTON TRANS SUB	35300 - Station Equipment	Transformer, Current : Each	\$101,085.95	\$12,985.20	\$88,100.75
PELE Pennsylvania Electric	PELE - Trans Subs	SAXTON TRANS SUB	35300 - Station Equipment	Transformer, Instrument	\$24,069.40	\$13,463.93	\$10,605.47
PELE Pennsylvania Electric	PELE - Trans Subs	SAXTON TRANS SUB	35300 - Station Equipment	Transformer, Power	\$2,728.16	\$2,029.34	\$698.82
PELE Pennsylvania Electric	PELE - Trans Subs	SAXTON TRANS SUB	35300 - Station Equipment	Transformer, Power	\$37,035.75	\$21,489.21	\$15,546.54
PELE Pennsylvania Electric	PELE - Trans Subs	SAXTON TRANS SUB	35300 - Station Equipment	Wiring	(\$2,530.57)	(\$435.81)	(\$2,094.76)
PELE Pennsylvania Electric	PELE - Trans Subs	SAXTON TRANS SUB	35300 - Station Equipment	Wiring	\$1.87	\$1.79	\$0.08
PELE Pennsylvania Electric	PELE - Trans Subs	SAXTON TRANS SUB	35300 - Station Equipment	Wiring	\$21.77	\$20.86	\$0.91
PELE Pennsylvania Electric	PELE - Trans Subs	SAXTON TRANS SUB	35300 - Station Equipment	Wiring	\$106.81	\$95.90	\$10.91
PELE Pennsylvania Electric	PELE - Trans Subs	SAXTON TRANS SUB	35300 - Station Equipment	Wiring	\$136.72	\$129.91	\$6.81
PELE Pennsylvania Electric	PELE - Trans Subs	SAXTON TRANS SUB	35300 - Station Equipment	Wiring	\$194.46	\$181.49	\$12.97
PELE Pennsylvania Electric	PELE - Trans Subs	SAXTON TRANS SUB	35300 - Station Equipment	Wiring	\$235.19	\$225.40	\$9.79
PELE Pennsylvania Electric	PELE - Trans Subs	SAXTON TRANS SUB	35300 - Station Equipment	Wiring	\$242.56	\$200.12	\$42.44
PELE Pennsylvania Electric	PELE - Trans Subs	SAXTON TRANS SUB	35300 - Station Equipment	Wiring	\$245.69	\$234.09	\$11.60
PELE Pennsylvania Electric	PELE - Trans Subs	SAXTON TRANS SUB	35300 - Station Equipment	Wiring	\$823.80	\$754.47	\$69.33

Company	Major Location	Asset Location	Utility Account	Asset Retirement Unit	Book Cost	Allocated Reserve	Net Book Value
PELE Pennsylvania Electric	PELE - Trans Subs	SAXTON TRANS SUB	35300 - Station Equipment	Wiring	\$1,210.64	\$1,078.45	\$132.19
PELE Pennsylvania Electric	PELE - Trans Subs	SAXTON TRANS SUB	35300 - Station Equipment	Wiring	\$1,575.66	\$1,475.88	\$99.78
PELE Pennsylvania Electric	PELE - Trans Subs	SAXTON TRANS SUB	35300 - Station Equipment	Wiring	\$2,530.57	\$379.95	\$2,150.62
PELE Pennsylvania Electric	PELE - Trans Subs	SAXTON TRANS SUB	35300 - Station Equipment	Wiring	\$2,878.05	\$2,718.95	\$159.10
PELE Pennsylvania Electric	PELE - Trans Subs	SAXTON TRANS SUB	35300 - Station Equipment	Wiring	\$3,975.07	\$3,782.60	\$192.47
PELE Pennsylvania Electric	PELE - Trans Subs	SAXTON TRANS SUB	35300 - Station Equipment	Wiring	\$4,148.89	\$3,976.26	\$172.63
PELE Pennsylvania Electric	PELE - Trans Subs	SAXTON TRANS SUB	35300 - Station Equipment	Wiring	\$4,160.64	\$3,383.14	\$777.50
PELE Pennsylvania Electric	PELE - Trans Subs	SAXTON TRANS SUB	35300 - Station Equipment	Wiring	\$16,966.85	\$15,701.83	\$1,265.02
PELE Pennsylvania Electric	PELE - Trans Subs	SAXTON TRANS SUB	35300 - Station Equipment	Wiring	\$19,616.22	\$18,572.60	\$1,043.62
PELE Pennsylvania Electric	PELE - Trans Subs	SAXTON TRANS SUB	35300 - Station Equipment	Wiring	\$46,304.96	\$9,012.15	\$37,292.81
PELE Pennsylvania Electric	PELE - Trans Subs	SAXTON TRANS SUB	35300 - Station Equipment	Wood Pole	\$156.43	\$140.45	\$15.98
SAXTON TRANS SUB Total					\$2,139,959.69	\$648,572.87	\$1,491,386.82
PELE Pennsylvania Electric	PELE - Trans Subs	Scotch Hollow Switching Station	35300 - Station Equipment	Battery System	\$13,063.12	\$607.13	\$12,455.99
PELE Pennsylvania Electric	PELE - Trans Subs	Scotch Hollow Switching Station	35300 - Station Equipment	Bus	\$17,002.05	\$790.19	\$16,211.86
PELE Pennsylvania Electric	PELE - Trans Subs	Scotch Hollow Switching Station	35300 - Station Equipment	Bus-Insulators	\$7,047.72	\$327.55	\$6,720.17
PELE Pennsylvania Electric	PELE - Trans Subs	Scotch Hollow Switching Station	35300 - Station Equipment	Cable, Wiring	\$4,022.57	\$186.95	\$3,835.62
PELE Pennsylvania Electric	PELE - Trans Subs	Scotch Hollow Switching Station	35300 - Station Equipment	Conduit	\$13,351.50	\$620.53	\$12,730.97
PELE Pennsylvania Electric	PELE - Trans Subs	Scotch Hollow Switching Station	35300 - Station Equipment	Disconnect Switch	\$34,668.35	\$1,611.27	\$33,057.08
PELE Pennsylvania Electric	PELE - Trans Subs	Scotch Hollow Switching Station	35300 - Station Equipment	Fence	\$14,338.00	\$666.38	\$13,671.62
PELE Pennsylvania Electric	PELE - Trans Subs	Scotch Hollow Switching Station	35300 - Station Equipment	Foundation - Equipment	\$29,050.54	\$1,350.16	\$27,700.38
PELE Pennsylvania Electric	PELE - Trans Subs	Scotch Hollow Switching Station	35300 - Station Equipment	Grounding System, Station	\$19,228.11	\$893.65	\$18,334.46
PELE Pennsylvania Electric	PELE - Trans Subs	Scotch Hollow Switching Station	35300 - Station Equipment	Load Interrupter	\$29,523.43	\$1,372.15	\$28,151.28
PELE Pennsylvania Electric	PELE - Trans Subs	Scotch Hollow Switching Station	35300 - Station Equipment	Structure	\$49,344.44	\$2,293.35	\$47,051.09
PELE Pennsylvania Electric	PELE - Trans Subs	Scotch Hollow Switching Station	35300 - Station Equipment	Wiring	\$10,735.70	\$498.96	\$10,236.74
PELE Pennsylvania Electric	PELE - Trans Subs	Scotch Hollow Switching Station	35300 - Station Equipment	Yard range & protective lighting	\$289.33	\$13.45	\$275.88
Scotch Hollow Switching Station Total					\$241,664.86	\$11,231.72	\$230,433.14
PELE Pennsylvania Electric	PELE - Radio/Microwave Equipment	SENECA REFLECTOR STATION	35300 - Station Equipment	Non-Unitized	(\$4,338.26)	(\$287.05)	(\$4,051.21)
PELE Pennsylvania Electric	PELE - Radio/Microwave Equipment	SENECA REFLECTOR STATION	35300 - Station Equipment	Non-Unitized	(\$0.58)	(\$0.03)	(\$0.55)
PELE Pennsylvania Electric	PELE - Radio/Microwave Equipment	SENECA REFLECTOR STATION	35300 - Station Equipment	Non-Unitized	\$2.71	\$0.03	\$2.68
PELE Pennsylvania Electric	PELE - Radio/Microwave Equipment	SENECA REFLECTOR STATION	35300 - Station Equipment	Non-Unitized	\$937.83	\$25.69	\$912.14
PELE Pennsylvania Electric	PELE - Radio/Microwave Equipment	SENECA REFLECTOR STATION	35300 - Station Equipment	RTU - SCADA	\$81,040.14	\$5,362.12	\$75,678.02
SENECA REFLECTOR STATION Total					\$77,641.84	\$5,100.77	\$72,541.07
PELE Pennsylvania Electric	PELE - Trans Subs	SEWARD TRANS SUB	35300 - Station Equipment	Air Conditioner Unit	\$9,068.82	\$1,361.63	\$7,707.19
PELE Pennsylvania Electric	PELE - Trans Subs	SEWARD TRANS SUB	35300 - Station Equipment	Arrester, Lightning & Surge Protect	\$4,303.55	\$3,941.40	\$362.15
PELE Pennsylvania Electric	PELE - Trans Subs	SEWARD TRANS SUB	35300 - Station Equipment	Arrester, Lightning & Surge Protect	\$14,584.68	\$12,497.36	\$2,087.32
PELE Pennsylvania Electric	PELE - Trans Subs	SEWARD TRANS SUB	35300 - Station Equipment	Arrester, Lightning & Surge Protect	\$22,266.79	\$1,034.88	\$21,231.91
PELE Pennsylvania Electric	PELE - Trans Subs	SEWARD TRANS SUB	35300 - Station Equipment	Arrester, Lightning & Surge Protect	\$23,010.65	\$15,982.58	\$7,028.07
PELE Pennsylvania Electric	PELE - Trans Subs	SEWARD TRANS SUB	35300 - Station Equipment	Arrester, Lightning & Surge Protect	\$28,509.85	\$23,182.18	\$5,327.67
PELE Pennsylvania Electric	PELE - Trans Subs	SEWARD TRANS SUB	35300 - Station Equipment	Arresters and Surge Protectors	\$2,178.67	\$473.48	\$1,705.19
PELE Pennsylvania Electric	PELE - Trans Subs	SEWARD TRANS SUB	35300 - Station Equipment	Battery Charger	\$11,428.64	\$987.69	\$10,440.95
PELE Pennsylvania Electric	PELE - Trans Subs	SEWARD TRANS SUB	35300 - Station Equipment	Battery System	\$54.62	\$19.49	\$35.13
PELE Pennsylvania Electric	PELE - Trans Subs	SEWARD TRANS SUB	35300 - Station Equipment	Battery System	\$336.12	\$239.20	\$96.92
PELE Pennsylvania Electric	PELE - Trans Subs	SEWARD TRANS SUB	35300 - Station Equipment	Battery System	\$1,472.25	\$1,379.02	\$93.23
PELE Pennsylvania Electric	PELE - Trans Subs	SEWARD TRANS SUB	35300 - Station Equipment	Battery System	\$3,000.99	\$930.39	\$2,070.60
PELE Pennsylvania Electric	PELE - Trans Subs	SEWARD TRANS SUB	35300 - Station Equipment	Battery System	\$4,352.15	\$3,729.28	\$622.87
PELE Pennsylvania Electric	PELE - Trans Subs	SEWARD TRANS SUB	35300 - Station Equipment	Bus-Insulators	\$157,704.17	\$48,892.46	\$108,811.71
PELE Pennsylvania Electric	PELE - Trans Subs	SEWARD TRANS SUB	35300 - Station Equipment	Cable, Wiring	\$2,297.80	\$295.17	\$2,002.63
PELE Pennsylvania Electric	PELE - Trans Subs	SEWARD TRANS SUB	35300 - Station Equipment	Capacitor Bank	\$2,110.56	\$1,880.10	\$230.46
PELE Pennsylvania Electric	PELE - Trans Subs	SEWARD TRANS SUB	35300 - Station Equipment	Carrier Equipment System	\$800.00	\$761.27	\$38.73
PELE Pennsylvania Electric	PELE - Trans Subs	SEWARD TRANS SUB	35300 - Station Equipment	Carrier Equipment System	\$900.24	\$853.98	\$46.26
PELE Pennsylvania Electric	PELE - Trans Subs	SEWARD TRANS SUB	35300 - Station Equipment	Carrier Equipment System	\$924.29	\$782.78	\$141.51
PELE Pennsylvania Electric	PELE - Trans Subs	SEWARD TRANS SUB	35300 - Station Equipment	Carrier Equipment System	\$1,079.08	\$1,021.67	\$57.41
PELE Pennsylvania Electric	PELE - Trans Subs	SEWARD TRANS SUB	35300 - Station Equipment	Carrier Equipment System	\$1,187.02	\$1,048.38	\$138.64
PELE Pennsylvania Electric	PELE - Trans Subs	SEWARD TRANS SUB	35300 - Station Equipment	Carrier Equipment System	\$1,600.00	\$1,480.70	\$119.30

Company	Major Location	Asset Location	Utility Account	Asset Retirement Unit	Book Cost	Allocated Reserve	Net Book Value
PELE Pennsylvania Electric	PELE - Trans Subs	SEWARD TRANS SUB	35300 - Station Equipment	Carrier Equipment System	\$1,811.08	\$1,648.72	\$162.36
PELE Pennsylvania Electric	PELE - Trans Subs	SEWARD TRANS SUB	35300 - Station Equipment	Carrier Equipment System	\$2,453.37	\$2,289.77	\$163.60
PELE Pennsylvania Electric	PELE - Trans Subs	SEWARD TRANS SUB	35300 - Station Equipment	Carrier Equipment System	\$4,397.73	\$3,917.52	\$480.21
PELE Pennsylvania Electric	PELE - Trans Subs	SEWARD TRANS SUB	35300 - Station Equipment	Carrier Equipment System	\$6,324.86	\$5,142.93	\$1,181.93
PELE Pennsylvania Electric	PELE - Trans Subs	SEWARD TRANS SUB	35300 - Station Equipment	Carrier Equipment System	\$6,474.42	\$3,756.64	\$2,717.78
PELE Pennsylvania Electric	PELE - Trans Subs	SEWARD TRANS SUB	35300 - Station Equipment	Carrier Equipment System	\$9,279.21	\$6,111.93	\$3,167.28
PELE Pennsylvania Electric	PELE - Trans Subs	SEWARD TRANS SUB	35300 - Station Equipment	Carrier Equipment System	\$13,129.31	\$9,343.17	\$3,786.14
PELE Pennsylvania Electric	PELE - Trans Subs	SEWARD TRANS SUB	35300 - Station Equipment	Carrier Equipment System	\$25,903.49	\$22,196.26	\$3,707.23
PELE Pennsylvania Electric	PELE - Trans Subs	SEWARD TRANS SUB	35300 - Station Equipment	Carrier Equipment System	\$104,452.71	\$17,988.47	\$86,464.24
PELE Pennsylvania Electric	PELE - Trans Subs	SEWARD TRANS SUB	35300 - Station Equipment	Circuit Breaker	\$16,172.22	\$15,148.11	\$1,024.11
PELE Pennsylvania Electric	PELE - Trans Subs	SEWARD TRANS SUB	35300 - Station Equipment	Circuit Breaker	\$32,895.96	\$26,335.69	\$6,560.27
PELE Pennsylvania Electric	PELE - Trans Subs	SEWARD TRANS SUB	35300 - Station Equipment	Circuit Breaker	\$76,758.92	\$54,623.71	\$22,135.21
PELE Pennsylvania Electric	PELE - Trans Subs	SEWARD TRANS SUB	35300 - Station Equipment	Circuit Breaker	\$159,011.52	\$129,296.86	\$29,714.66
PELE Pennsylvania Electric	PELE - Trans Subs	SEWARD TRANS SUB	35300 - Station Equipment	Circuit Breaker	\$200,351.44	\$171,677.77	\$28,673.67
PELE Pennsylvania Electric	PELE - Trans Subs	SEWARD TRANS SUB	35300 - Station Equipment	Circuit Breaker	\$231,029.73	\$29,677.40	\$201,352.33
PELE Pennsylvania Electric	PELE - Trans Subs	SEWARD TRANS SUB	35300 - Station Equipment	Conduit	\$118.51	\$15.22	\$103.29
PELE Pennsylvania Electric	PELE - Trans Subs	SEWARD TRANS SUB	35300 - Station Equipment	Conduit/Duct System	\$214.77	\$205.57	\$9.20
PELE Pennsylvania Electric	PELE - Trans Subs	SEWARD TRANS SUB	35300 - Station Equipment	Conduit/Duct System	\$217.82	\$207.27	\$10.55
PELE Pennsylvania Electric	PELE - Trans Subs	SEWARD TRANS SUB	35300 - Station Equipment	Conduit/Duct System	\$233.36	\$223.60	\$9.76
PELE Pennsylvania Electric	PELE - Trans Subs	SEWARD TRANS SUB	35300 - Station Equipment	Conduit/Duct System	\$323.38	\$240.55	\$82.83
PELE Pennsylvania Electric	PELE - Trans Subs	SEWARD TRANS SUB	35300 - Station Equipment	Conduit/Duct System	\$491.55	\$437.88	\$53.67
PELE Pennsylvania Electric	PELE - Trans Subs	SEWARD TRANS SUB	35300 - Station Equipment	Conduit/Duct System	\$559.56	\$509.39	\$50.17
PELE Pennsylvania Electric	PELE - Trans Subs	SEWARD TRANS SUB	35300 - Station Equipment	Conduit/Duct System	\$883.02	\$846.27	\$36.75
PELE Pennsylvania Electric	PELE - Trans Subs	SEWARD TRANS SUB	35300 - Station Equipment	Conduit/Duct System	\$1,332.47	\$1,277.03	\$55.44
PELE Pennsylvania Electric	PELE - Trans Subs	SEWARD TRANS SUB	35300 - Station Equipment	Conduit/Duct System	\$1,457.87	\$1,396.63	\$61.24
PELE Pennsylvania Electric	PELE - Trans Subs	SEWARD TRANS SUB	35300 - Station Equipment	Conduit/Duct System	\$1,876.64	\$1,795.69	\$80.95
PELE Pennsylvania Electric	PELE - Trans Subs	SEWARD TRANS SUB	35300 - Station Equipment	Conduit/Duct System	\$1,987.91	\$1,616.42	\$371.49
PELE Pennsylvania Electric	PELE - Trans Subs	SEWARD TRANS SUB	35300 - Station Equipment	Conduit/Duct System	\$2,388.91	\$2,266.17	\$122.74
PELE Pennsylvania Electric	PELE - Trans Subs	SEWARD TRANS SUB	35300 - Station Equipment	Conduit/Duct System	\$2,437.26	\$1,734.42	\$702.84
PELE Pennsylvania Electric	PELE - Trans Subs	SEWARD TRANS SUB	35300 - Station Equipment	Conduit/Duct System	\$3,679.00	\$3,466.90	\$212.10
PELE Pennsylvania Electric	PELE - Trans Subs	SEWARD TRANS SUB	35300 - Station Equipment	Conduit/Duct System	\$4,097.13	\$3,791.65	\$305.48
PELE Pennsylvania Electric	PELE - Trans Subs	SEWARD TRANS SUB	35300 - Station Equipment	Conduit/Duct System	\$10,978.22	\$10,283.02	\$695.20
PELE Pennsylvania Electric	PELE - Trans Subs	SEWARD TRANS SUB	35300 - Station Equipment	Conduit/Duct System	\$11,454.96	\$9,815.56	\$1,639.40
PELE Pennsylvania Electric	PELE - Trans Subs	SEWARD TRANS SUB	35300 - Station Equipment	Conduit/Duct System	\$13,472.01	\$12,899.06	\$572.95
PELE Pennsylvania Electric	PELE - Trans Subs	SEWARD TRANS SUB	35300 - Station Equipment	Conduit/Duct System	\$28,776.63	\$27,579.25	\$1,197.38
PELE Pennsylvania Electric	PELE - Trans Subs	SEWARD TRANS SUB	35300 - Station Equipment	Controls and Instrumentation	\$9.47	\$9.06	\$0.41
PELE Pennsylvania Electric	PELE - Trans Subs	SEWARD TRANS SUB	35300 - Station Equipment	Controls and Instrumentation	\$16.50	\$13.61	\$2.89
PELE Pennsylvania Electric	PELE - Trans Subs	SEWARD TRANS SUB	35300 - Station Equipment	Controls and Instrumentation	\$60.71	\$57.04	\$3.67
PELE Pennsylvania Electric	PELE - Trans Subs	SEWARD TRANS SUB	35300 - Station Equipment	Controls and Instrumentation	\$201.30	\$180.73	\$20.57
PELE Pennsylvania Electric	PELE - Trans Subs	SEWARD TRANS SUB	35300 - Station Equipment	Controls and Instrumentation	\$483.94	\$456.04	\$27.90
PELE Pennsylvania Electric	PELE - Trans Subs	SEWARD TRANS SUB	35300 - Station Equipment	Controls and Instrumentation	\$911.58	\$717.75	\$193.83
PELE Pennsylvania Electric	PELE - Trans Subs	SEWARD TRANS SUB	35300 - Station Equipment	Controls and Instrumentation	\$1,358.31	\$1,010.37	\$347.94
PELE Pennsylvania Electric	PELE - Trans Subs	SEWARD TRANS SUB	35300 - Station Equipment	Controls and Instrumentation	\$1,403.96	\$785.34	\$618.62
PELE Pennsylvania Electric	PELE - Trans Subs	SEWARD TRANS SUB	35300 - Station Equipment	Controls and Instrumentation	\$1,504.97	\$1,385.88	\$119.09
PELE Pennsylvania Electric	PELE - Trans Subs	SEWARD TRANS SUB	35300 - Station Equipment	Controls and Instrumentation	\$1,545.79	\$1,046.37	\$499.42
PELE Pennsylvania Electric	PELE - Trans Subs	SEWARD TRANS SUB	35300 - Station Equipment	Controls and Instrumentation	\$2,153.72	\$2,061.54	\$92.18
PELE Pennsylvania Electric	PELE - Trans Subs	SEWARD TRANS SUB	35300 - Station Equipment	Controls and Instrumentation	\$2,824.83	\$2,587.12	\$237.71
PELE Pennsylvania Electric	PELE - Trans Subs	SEWARD TRANS SUB	35300 - Station Equipment	Controls and Instrumentation	\$3,024.79	\$1,876.87	\$1,147.92
PELE Pennsylvania Electric	PELE - Trans Subs	SEWARD TRANS SUB	35300 - Station Equipment	Controls and Instrumentation	\$3,240.86	\$2,807.42	\$433.44
PELE Pennsylvania Electric	PELE - Trans Subs	SEWARD TRANS SUB	35300 - Station Equipment	Controls and Instrumentation	\$3,352.63	\$2,986.54	\$366.09
PELE Pennsylvania Electric	PELE - Trans Subs	SEWARD TRANS SUB	35300 - Station Equipment	Controls and Instrumentation	\$4,057.30	\$3,693.57	\$363.73
PELE Pennsylvania Electric	PELE - Trans Subs	SEWARD TRANS SUB	35300 - Station Equipment	Controls and Instrumentation	\$4,334.64	\$4,124.76	\$209.88
PELE Pennsylvania Electric	PELE - Trans Subs	SEWARD TRANS SUB	35300 - Station Equipment	Controls and Instrumentation	\$4,673.00	\$3,546.82	\$1,126.18
PELE Pennsylvania Electric	PELE - Trans Subs	SEWARD TRANS SUB	35300 - Station Equipment	Controls and Instrumentation	\$6,009.15	\$5,700.41	\$308.74

Company	Major Location	Asset Location	Utility Account	Asset Retirement Unit	Book Cost	Allocated Reserve	Net Book Value
PELE Pennsylvania Electric	PELE - Trans Subs	SEWARD TRANS SUB	35300 - Station Equipment	Controls and Instrumentation	\$6,963.88	\$6,444.66	\$519.22
PELE Pennsylvania Electric	PELE - Trans Subs	SEWARD TRANS SUB	35300 - Station Equipment	Controls and Instrumentation	\$7,805.74	\$6,527.76	\$1,277.98
PELE Pennsylvania Electric	PELE - Trans Subs	SEWARD TRANS SUB	35300 - Station Equipment	Controls and Instrumentation	\$7,995.44	\$6,996.22	\$999.22
PELE Pennsylvania Electric	PELE - Trans Subs	SEWARD TRANS SUB	35300 - Station Equipment	Controls and Instrumentation	\$9,408.00	\$7,967.58	\$1,440.42
PELE Pennsylvania Electric	PELE - Trans Subs	SEWARD TRANS SUB	35300 - Station Equipment	Controls and Instrumentation	\$12,650.88	\$12,124.48	\$526.40
PELE Pennsylvania Electric	PELE - Trans Subs	SEWARD TRANS SUB	35300 - Station Equipment	Controls and Instrumentation	\$13,226.32	\$10,754.70	\$2,471.62
PELE Pennsylvania Electric	PELE - Trans Subs	SEWARD TRANS SUB	35300 - Station Equipment	Controls and Instrumentation	\$15,418.19	\$14,762.48	\$655.71
PELE Pennsylvania Electric	PELE - Trans Subs	SEWARD TRANS SUB	35300 - Station Equipment	Controls and Instrumentation	\$16,541.22	\$15,493.74	\$1,047.48
PELE Pennsylvania Electric	PELE - Trans Subs	SEWARD TRANS SUB	35300 - Station Equipment	Controls and Instrumentation	\$22,711.07	\$16,161.81	\$6,549.26
PELE Pennsylvania Electric	PELE - Trans Subs	SEWARD TRANS SUB	35300 - Station Equipment	Controls and Instrumentation	\$31,251.20	\$13,328.05	\$17,923.15
PELE Pennsylvania Electric	PELE - Trans Subs	SEWARD TRANS SUB	35300 - Station Equipment	Controls and Instrumentation	\$72,987.79	\$62,542.01	\$10,445.78
PELE Pennsylvania Electric	PELE - Trans Subs	SEWARD TRANS SUB	35300 - Station Equipment	Controls and Instrumentation	\$79,365.64	\$40,985.91	\$38,379.73
PELE Pennsylvania Electric	PELE - Trans Subs	SEWARD TRANS SUB	35300 - Station Equipment	Coupling Capacitor	\$39,052.93	\$11,195.19	\$27,857.74
PELE Pennsylvania Electric	PELE - Trans Subs	SEWARD TRANS SUB	35300 - Station Equipment	Disconnect Switch	\$79,767.94	\$6,893.70	\$72,874.24
PELE Pennsylvania Electric	PELE - Trans Subs	SEWARD TRANS SUB	35300 - Station Equipment	Equipment Protective Lighting & Pow	\$33.30	\$30.82	\$2.48
PELE Pennsylvania Electric	PELE - Trans Subs	SEWARD TRANS SUB	35300 - Station Equipment	Foundation - Equipment	\$104.44	\$100.06	\$4.38
PELE Pennsylvania Electric	PELE - Trans Subs	SEWARD TRANS SUB	35300 - Station Equipment	Foundation - Equipment	\$720.35	\$666.64	\$53.71
PELE Pennsylvania Electric	PELE - Trans Subs	SEWARD TRANS SUB	35300 - Station Equipment	Foundation - Equipment	\$1,435.44	\$1,374.39	\$61.05
PELE Pennsylvania Electric	PELE - Trans Subs	SEWARD TRANS SUB	35300 - Station Equipment	Foundation - Equipment	\$1,462.15	\$1,369.56	\$92.59
PELE Pennsylvania Electric	PELE - Trans Subs	SEWARD TRANS SUB	35300 - Station Equipment	Foundation - Equipment	\$4,275.02	\$4,055.37	\$219.65
PELE Pennsylvania Electric	PELE - Trans Subs	SEWARD TRANS SUB	35300 - Station Equipment	Foundation - Equipment	\$11,618.90	\$9,956.04	\$1,662.86
PELE Pennsylvania Electric	PELE - Trans Subs	SEWARD TRANS SUB	35300 - Station Equipment	Fuse Equipment	\$605.62	\$560.47	\$45.15
PELE Pennsylvania Electric	PELE - Trans Subs	SEWARD TRANS SUB	35300 - Station Equipment	Grounding System, Station	\$23.59	\$22.42	\$1.17
PELE Pennsylvania Electric	PELE - Trans Subs	SEWARD TRANS SUB	35300 - Station Equipment	Grounding System, Station	\$24.59	\$23.17	\$1.42
PELE Pennsylvania Electric	PELE - Trans Subs	SEWARD TRANS SUB	35300 - Station Equipment	Grounding System, Station	\$32.17	\$27.87	\$4.30
PELE Pennsylvania Electric	PELE - Trans Subs	SEWARD TRANS SUB	35300 - Station Equipment	Grounding System, Station	\$68.02	\$52.62	\$15.40
PELE Pennsylvania Electric	PELE - Trans Subs	SEWARD TRANS SUB	35300 - Station Equipment	Grounding System, Station	\$81.65	\$59.45	\$22.20
PELE Pennsylvania Electric	PELE - Trans Subs	SEWARD TRANS SUB	35300 - Station Equipment	Grounding System, Station	\$95.49	\$91.37	\$4.12
PELE Pennsylvania Electric	PELE - Trans Subs	SEWARD TRANS SUB	35300 - Station Equipment	Grounding System, Station	\$284.95	\$270.30	\$14.65
PELE Pennsylvania Electric	PELE - Trans Subs	SEWARD TRANS SUB	35300 - Station Equipment	Grounding System, Station	\$371.60	\$340.32	\$31.28
PELE Pennsylvania Electric	PELE - Trans Subs	SEWARD TRANS SUB	35300 - Station Equipment	Grounding System, Station	\$372.88	\$357.36	\$15.52
PELE Pennsylvania Electric	PELE - Trans Subs	SEWARD TRANS SUB	35300 - Station Equipment	Grounding System, Station	\$471.96	\$394.69	\$77.27
PELE Pennsylvania Electric	PELE - Trans Subs	SEWARD TRANS SUB	35300 - Station Equipment	Grounding System, Station	\$776.28	\$631.22	\$145.06
PELE Pennsylvania Electric	PELE - Trans Subs	SEWARD TRANS SUB	35300 - Station Equipment	Grounding System, Station	\$815.18	\$672.54	\$142.64
PELE Pennsylvania Electric	PELE - Trans Subs	SEWARD TRANS SUB	35300 - Station Equipment	Grounding System, Station	\$836.93	\$802.11	\$34.82
PELE Pennsylvania Electric	PELE - Trans Subs	SEWARD TRANS SUB	35300 - Station Equipment	Grounding System, Station	\$1,263.65	\$899.25	\$364.40
PELE Pennsylvania Electric	PELE - Trans Subs	SEWARD TRANS SUB	35300 - Station Equipment	Grounding System, Station	\$1,331.58	\$1,267.11	\$64.47
PELE Pennsylvania Electric	PELE - Trans Subs	SEWARD TRANS SUB	35300 - Station Equipment	Grounding System, Station	\$1,344.38	\$1,287.91	\$56.47
PELE Pennsylvania Electric	PELE - Trans Subs	SEWARD TRANS SUB	35300 - Station Equipment	Grounding System, Station	\$1,375.02	\$1,224.87	\$150.15
PELE Pennsylvania Electric	PELE - Trans Subs	SEWARD TRANS SUB	35300 - Station Equipment	Grounding System, Station	\$2,077.07	\$1,945.53	\$131.54
PELE Pennsylvania Electric	PELE - Trans Subs	SEWARD TRANS SUB	35300 - Station Equipment	Grounding System, Station	\$3,026.09	\$2,896.57	\$129.52
PELE Pennsylvania Electric	PELE - Trans Subs	SEWARD TRANS SUB	35300 - Station Equipment	Grounding System, Station	\$4,359.37	\$4,034.34	\$325.03
PELE Pennsylvania Electric	PELE - Trans Subs	SEWARD TRANS SUB	35300 - Station Equipment	Grounding System, Station	\$5,583.29	\$4,784.23	\$799.06
PELE Pennsylvania Electric	PELE - Trans Subs	SEWARD TRANS SUB	35300 - Station Equipment	Grounding System, Station	\$6,630.83	\$4,605.60	\$2,025.23
PELE Pennsylvania Electric	PELE - Trans Subs	SEWARD TRANS SUB	35300 - Station Equipment	HVAC	\$2,781.47	\$184.04	\$2,597.43
PELE Pennsylvania Electric	PELE - Trans Subs	SEWARD TRANS SUB	35300 - Station Equipment	JCPL - Communication Equipment	\$81,293.00	\$23,304.02	\$57,988.98
PELE Pennsylvania Electric	PELE - Trans Subs	SEWARD TRANS SUB	35300 - Station Equipment	Line Wave Trap	\$6,502.48	\$1,265.56	\$5,236.92
PELE Pennsylvania Electric	PELE - Trans Subs	SEWARD TRANS SUB	35300 - Station Equipment	Line Wave Trap	\$60,949.89	\$6,533.85	\$54,416.04
PELE Pennsylvania Electric	PELE - Trans Subs	SEWARD TRANS SUB	35300 - Station Equipment	Minor Station Equipment	\$17.90	\$17.07	\$0.83
PELE Pennsylvania Electric	PELE - Trans Subs	SEWARD TRANS SUB	35300 - Station Equipment	Minor Station Equipment	\$79.26	\$73.36	\$5.90
PELE Pennsylvania Electric	PELE - Trans Subs	SEWARD TRANS SUB	35300 - Station Equipment	Minor Station Equipment	\$122.55	\$105.01	\$17.54
PELE Pennsylvania Electric	PELE - Trans Subs	SEWARD TRANS SUB	35300 - Station Equipment	Minor Station Equipment	\$200.56	\$191.98	\$8.58
PELE Pennsylvania Electric	PELE - Trans Subs	SEWARD TRANS SUB	35300 - Station Equipment	Minor Station Equipment	\$266.74	\$210.02	\$56.72
PELE Pennsylvania Electric	PELE - Trans Subs	SEWARD TRANS SUB	35300 - Station Equipment	Minor Station Equipment	\$428.55	\$343.08	\$85.47

Company	Major Location	Asset Location	Utility Account	Asset Retirement Unit	Book Cost	Allocated Reserve	Net Book Value
PELE Pennsylvania Electric	PELE - Trans Subs	SEWARD TRANS SUB	35300 - Station Equipment	Minor Station Equipment	\$706.65	\$598.46	\$108.19
PELE Pennsylvania Electric	PELE - Trans Subs	SEWARD TRANS SUB	35300 - Station Equipment	Minor Station Equipment	\$1,508.05	\$1,073.17	\$434.88
PELE Pennsylvania Electric	PELE - Trans Subs	SEWARD TRANS SUB	35300 - Station Equipment	Minor Station Equipment	\$1,640.61	\$1,536.71	\$103.90
PELE Pennsylvania Electric	PELE - Trans Subs	SEWARD TRANS SUB	35300 - Station Equipment	Minor Station Equipment	\$58,016.73	\$32,453.38	\$25,563.35
PELE Pennsylvania Electric	PELE - Trans Subs	SEWARD TRANS SUB	35300 - Station Equipment	Non-Unitized	\$49.64	\$2.31	\$47.33
PELE Pennsylvania Electric	PELE - Trans Subs	SEWARD TRANS SUB	35300 - Station Equipment	Non-Unitized	\$1,933.54	\$167.10	\$1,766.44
PELE Pennsylvania Electric	PELE - Trans Subs	SEWARD TRANS SUB	35300 - Station Equipment	Non-Unitized	\$9,470.50	\$626.62	\$8,843.88
PELE Pennsylvania Electric	PELE - Trans Subs	SEWARD TRANS SUB	35300 - Station Equipment	Office Furniture	\$63.53	\$59.51	\$4.02
PELE Pennsylvania Electric	PELE - Trans Subs	SEWARD TRANS SUB	35300 - Station Equipment	Office Furniture	\$221.63	\$174.50	\$47.13
PELE Pennsylvania Electric	PELE - Trans Subs	SEWARD TRANS SUB	35300 - Station Equipment	Oil Storage & Filtering System	\$49,348.02	\$17,608.44	\$31,739.58
PELE Pennsylvania Electric	PELE - Trans Subs	SEWARD TRANS SUB	35300 - Station Equipment	Rectifier	\$150.00	\$141.35	\$8.65
PELE Pennsylvania Electric	PELE - Trans Subs	SEWARD TRANS SUB	35300 - Station Equipment	Regulator - Voltage	\$6,920.04	\$2,469.22	\$4,450.82
PELE Pennsylvania Electric	PELE - Trans Subs	SEWARD TRANS SUB	35300 - Station Equipment	Structure	\$589.08	\$455.66	\$133.42
PELE Pennsylvania Electric	PELE - Trans Subs	SEWARD TRANS SUB	35300 - Station Equipment	Structure	\$2,481.46	\$2,047.27	\$434.19
PELE Pennsylvania Electric	PELE - Trans Subs	SEWARD TRANS SUB	35300 - Station Equipment	Structure	\$2,899.10	\$2,774.04	\$125.06
PELE Pennsylvania Electric	PELE - Trans Subs	SEWARD TRANS SUB	35300 - Station Equipment	Structure	\$2,960.30	\$2,834.40	\$125.90
PELE Pennsylvania Electric	PELE - Trans Subs	SEWARD TRANS SUB	35300 - Station Equipment	Structure	\$4,546.84	\$3,382.16	\$1,164.68
PELE Pennsylvania Electric	PELE - Trans Subs	SEWARD TRANS SUB	35300 - Station Equipment	Structure	\$5,321.16	\$5,047.76	\$273.40
PELE Pennsylvania Electric	PELE - Trans Subs	SEWARD TRANS SUB	35300 - Station Equipment	Structure	\$8,943.51	\$8,377.15	\$566.36
PELE Pennsylvania Electric	PELE - Trans Subs	SEWARD TRANS SUB	35300 - Station Equipment	Structure	\$11,751.19	\$10,762.31	\$988.88
PELE Pennsylvania Electric	PELE - Trans Subs	SEWARD TRANS SUB	35300 - Station Equipment	Structure	\$15,165.42	\$14,034.71	\$1,130.71
PELE Pennsylvania Electric	PELE - Trans Subs	SEWARD TRANS SUB	35300 - Station Equipment	Structure	\$20,735.97	\$2,663.69	\$18,072.28
PELE Pennsylvania Electric	PELE - Trans Subs	SEWARD TRANS SUB	35300 - Station Equipment	Structure	\$22,119.83	\$15,741.07	\$6,378.76
PELE Pennsylvania Electric	PELE - Trans Subs	SEWARD TRANS SUB	35300 - Station Equipment	Structure	\$39,366.76	\$37,460.67	\$1,906.09
PELE Pennsylvania Electric	PELE - Trans Subs	SEWARD TRANS SUB	35300 - Station Equipment	Structure	\$76,362.67	\$65,433.89	\$10,928.78
PELE Pennsylvania Electric	PELE - Trans Subs	SEWARD TRANS SUB	35300 - Station Equipment	Switch	\$12,183.99	\$11,275.57	\$908.42
PELE Pennsylvania Electric	PELE - Trans Subs	SEWARD TRANS SUB	35300 - Station Equipment	Switch	\$12,584.66	\$11,525.64	\$1,059.02
PELE Pennsylvania Electric	PELE - Trans Subs	SEWARD TRANS SUB	35300 - Station Equipment	Switch	\$16,855.07	\$11,994.52	\$4,860.55
PELE Pennsylvania Electric	PELE - Trans Subs	SEWARD TRANS SUB	35300 - Station Equipment	Switch	\$18,936.63	\$18,148.69	\$787.94
PELE Pennsylvania Electric	PELE - Trans Subs	SEWARD TRANS SUB	35300 - Station Equipment	Switch	\$65,584.94	\$56,198.63	\$9,386.31
PELE Pennsylvania Electric	PELE - Trans Subs	SEWARD TRANS SUB	35300 - Station Equipment	Switch	\$78,072.73	\$10,028.99	\$68,043.74
PELE Pennsylvania Electric	PELE - Trans Subs	SEWARD TRANS SUB	35300 - Station Equipment	Switch	\$78,105.87	\$22,390.37	\$55,715.50
PELE Pennsylvania Electric	PELE - Trans Subs	SEWARD TRANS SUB	35300 - Station Equipment	Switch	\$79,302.42	\$8,501.26	\$70,801.16
PELE Pennsylvania Electric	PELE - Trans Subs	SEWARD TRANS SUB	35300 - Station Equipment	Switchgear	\$116.92	\$112.06	\$4.86
PELE Pennsylvania Electric	PELE - Trans Subs	SEWARD TRANS SUB	35300 - Station Equipment	Transformer, Instrument	\$21,882.73	\$10,818.35	\$11,064.38
PELE Pennsylvania Electric	PELE - Trans Subs	SEWARD TRANS SUB	35300 - Station Equipment	Transformer, Power	\$441,665.06	\$378,455.36	\$63,209.70
PELE Pennsylvania Electric	PELE - Trans Subs	SEWARD TRANS SUB	35300 - Station Equipment	VT 115KV	\$11,401.51	\$2,219.03	\$9,182.48
PELE Pennsylvania Electric	PELE - Trans Subs	SEWARD TRANS SUB	35300 - Station Equipment	Wiring	\$6.71	\$6.33	\$0.38
PELE Pennsylvania Electric	PELE - Trans Subs	SEWARD TRANS SUB	35300 - Station Equipment	Wiring	\$71.11	\$67.83	\$3.28
PELE Pennsylvania Electric	PELE - Trans Subs	SEWARD TRANS SUB	35300 - Station Equipment	Wiring	\$241.13	\$102.84	\$138.29
PELE Pennsylvania Electric	PELE - Trans Subs	SEWARD TRANS SUB	35300 - Station Equipment	Wiring	\$420.00	\$397.66	\$22.34
PELE Pennsylvania Electric	PELE - Trans Subs	SEWARD TRANS SUB	35300 - Station Equipment	Wiring	\$841.65	\$434.64	\$407.01
PELE Pennsylvania Electric	PELE - Trans Subs	SEWARD TRANS SUB	35300 - Station Equipment	Wiring	\$844.66	\$676.21	\$168.45
PELE Pennsylvania Electric	PELE - Trans Subs	SEWARD TRANS SUB	35300 - Station Equipment	Wiring	\$1,005.79	\$915.62	\$90.17
PELE Pennsylvania Electric	PELE - Trans Subs	SEWARD TRANS SUB	35300 - Station Equipment	Wiring	\$1,355.93	\$670.35	\$685.58
PELE Pennsylvania Electric	PELE - Trans Subs	SEWARD TRANS SUB	35300 - Station Equipment	Wiring	\$1,783.57	\$229.11	\$1,554.46
PELE Pennsylvania Electric	PELE - Trans Subs	SEWARD TRANS SUB	35300 - Station Equipment	Wiring	\$2,628.63	\$2,516.12	\$112.51
PELE Pennsylvania Electric	PELE - Trans Subs	SEWARD TRANS SUB	35300 - Station Equipment	Wiring	\$2,707.30	\$2,590.52	\$116.78
PELE Pennsylvania Electric	PELE - Trans Subs	SEWARD TRANS SUB	35300 - Station Equipment	Wiring	\$2,955.28	\$2,829.59	\$125.69
PELE Pennsylvania Electric	PELE - Trans Subs	SEWARD TRANS SUB	35300 - Station Equipment	Wiring	\$4,084.08	\$3,458.79	\$625.29
PELE Pennsylvania Electric	PELE - Trans Subs	SEWARD TRANS SUB	35300 - Station Equipment	Wiring	\$4,110.05	\$3,661.26	\$448.79
PELE Pennsylvania Electric	PELE - Trans Subs	SEWARD TRANS SUB	35300 - Station Equipment	Wiring	\$5,297.14	\$5,024.98	\$272.16
PELE Pennsylvania Electric	PELE - Trans Subs	SEWARD TRANS SUB	35300 - Station Equipment	Wiring	\$5,832.14	\$5,341.35	\$490.79
PELE Pennsylvania Electric	PELE - Trans Subs	SEWARD TRANS SUB	35300 - Station Equipment	Wiring	\$6,675.12	\$5,427.73	\$1,247.39

Company	Major Location	Asset Location	Utility Account	Asset Retirement Unit	Book Cost	Allocated Reserve	Net Book Value
PELE Pennsylvania Electric	PELE - Trans Subs	SEWARD TRANS SUB	35300 - Station Equipment	Wiring	\$8,992.70	\$8,557.28	\$435.42
PELE Pennsylvania Electric	PELE - Trans Subs	SEWARD TRANS SUB	35300 - Station Equipment	Wiring	\$9,605.14	\$8,889.00	\$716.14
PELE Pennsylvania Electric	PELE - Trans Subs	SEWARD TRANS SUB	35300 - Station Equipment	Wiring	\$9,829.50	\$7,311.67	\$2,517.83
PELE Pennsylvania Electric	PELE - Trans Subs	SEWARD TRANS SUB	35300 - Station Equipment	Wiring	\$14,498.96	\$10,556.04	\$3,942.92
PELE Pennsylvania Electric	PELE - Trans Subs	SEWARD TRANS SUB	35300 - Station Equipment	Wiring	\$15,379.49	\$14,739.56	\$639.93
PELE Pennsylvania Electric	PELE - Trans Subs	SEWARD TRANS SUB	35300 - Station Equipment	Wiring	\$22,217.40	\$8,962.39	\$13,255.01
PELE Pennsylvania Electric	PELE - Trans Subs	SEWARD TRANS SUB	35300 - Station Equipment	Wiring	\$27,191.45	\$19,350.17	\$7,841.28
PELE Pennsylvania Electric	PELE - Trans Subs	SEWARD TRANS SUB	35300 - Station Equipment	Wiring	\$34,103.14	\$31,943.54	\$2,159.60
PELE Pennsylvania Electric	PELE - Trans Subs	SEWARD TRANS SUB	35300 - Station Equipment	Wiring	\$52,623.54	\$45,092.23	\$7,531.31
PELE Pennsylvania Electric	PELE - Trans Subs	SEWARD TRANS SUB	35300 - Station Equipment	Wood Pole	\$1,679.93	\$1,573.54	\$106.39
PELE Pennsylvania Electric	PELE - Trans Subs	SEWARD TRANS SUB	35300 - Station Equipment	Wood Pole	\$40,167.22	\$27,899.08	\$12,268.14
		SEWARD TRANS SUB Total			\$3,388,169.29	\$2,035,614.79	\$1,352,554.50
PELE Pennsylvania Electric	PELE - Dist Subs	SHADE GAP 115KV SUB	35300 - Station Equipment	Non-Unitized	(\$158.46)	(\$10.48)	(\$147.98)
PELE Pennsylvania Electric	PELE - Dist Subs	SHADE GAP 115KV SUB	35300 - Station Equipment	Non-Unitized	\$863.24	\$74.60	\$788.64
PELE Pennsylvania Electric	PELE - Dist Subs	SHADE GAP 115KV SUB	35300 - Station Equipment	Transformer, Power	\$54,742.53	\$14,846.42	\$39,896.11
		SHADE GAP 115KV SUB Total			\$55,447.31	\$14,910.53	\$40,536.78
PELE Pennsylvania Electric	PELE - Trans Subs	SHAWVILLE TRANS SUB	35300 - Station Equipment	Arrester, Lightning & Surge Protect	\$900.33	\$155.05	\$745.28
PELE Pennsylvania Electric	PELE - Trans Subs	SHAWVILLE TRANS SUB	35300 - Station Equipment	Arrester, Lightning & Surge Protect	\$1,089.82	\$985.59	\$104.23
PELE Pennsylvania Electric	PELE - Trans Subs	SHAWVILLE TRANS SUB	35300 - Station Equipment	Arrester, Lightning & Surge Protect	\$2,765.20	\$2,395.37	\$369.83
PELE Pennsylvania Electric	PELE - Trans Subs	SHAWVILLE TRANS SUB	35300 - Station Equipment	Arrester, Lightning & Surge Protect	\$6,654.36	\$1,295.11	\$5,359.25
PELE Pennsylvania Electric	PELE - Trans Subs	SHAWVILLE TRANS SUB	35300 - Station Equipment	Arrester, Lightning & Surge Protect	\$8,118.53	\$7,232.03	\$886.50
PELE Pennsylvania Electric	PELE - Trans Subs	SHAWVILLE TRANS SUB	35300 - Station Equipment	Arrester, Lightning & Surge Protect	\$8,926.73	\$590.65	\$8,336.08
PELE Pennsylvania Electric	PELE - Trans Subs	SHAWVILLE TRANS SUB	35300 - Station Equipment	Arrester, Lightning & Surge Protect	\$8,965.93	\$7,290.45	\$1,675.48
PELE Pennsylvania Electric	PELE - Trans Subs	SHAWVILLE TRANS SUB	35300 - Station Equipment	Arrester, Lightning & Surge Protect	\$11,683.48	\$6,286.86	\$5,396.62
PELE Pennsylvania Electric	PELE - Trans Subs	SHAWVILLE TRANS SUB	35300 - Station Equipment	Arrester, Lightning & Surge Protect	\$33,685.03	\$26,522.57	\$7,162.46
PELE Pennsylvania Electric	PELE - Trans Subs	SHAWVILLE TRANS SUB	35300 - Station Equipment	Arrester, Lightning & Surge Protect	\$37,760.61	\$15,232.46	\$22,528.15
PELE Pennsylvania Electric	PELE - Trans Subs	SHAWVILLE TRANS SUB	35300 - Station Equipment	Arrester, Lightning & Surge Protect	\$47,876.36	\$44,504.94	\$3,371.42
PELE Pennsylvania Electric	PELE - Trans Subs	SHAWVILLE TRANS SUB	35300 - Station Equipment	Battery System	\$67.04	\$51.86	\$15.18
PELE Pennsylvania Electric	PELE - Trans Subs	SHAWVILLE TRANS SUB	35300 - Station Equipment	Battery System	\$75.00	\$67.83	\$7.17
PELE Pennsylvania Electric	PELE - Trans Subs	SHAWVILLE TRANS SUB	35300 - Station Equipment	Battery System	\$360.16	\$334.79	\$25.37
PELE Pennsylvania Electric	PELE - Trans Subs	SHAWVILLE TRANS SUB	35300 - Station Equipment	Battery System	\$1,164.75	\$947.09	\$217.66
PELE Pennsylvania Electric	PELE - Trans Subs	SHAWVILLE TRANS SUB	35300 - Station Equipment	Battery System	\$2,431.39	\$2,296.98	\$134.41
PELE Pennsylvania Electric	PELE - Trans Subs	SHAWVILLE TRANS SUB	35300 - Station Equipment	Battery System	\$3,168.92	\$2,027.65	\$1,141.27
PELE Pennsylvania Electric	PELE - Trans Subs	SHAWVILLE TRANS SUB	35300 - Station Equipment	Battery System	\$14,896.30	\$5,315.32	\$9,580.98
PELE Pennsylvania Electric	PELE - Trans Subs	SHAWVILLE TRANS SUB	35300 - Station Equipment	Battery System	\$50,463.63	\$8,690.66	\$41,772.97
PELE Pennsylvania Electric	PELE - Trans Subs	SHAWVILLE TRANS SUB	35300 - Station Equipment	Bus	\$2,013.27	\$173.99	\$1,839.28
PELE Pennsylvania Electric	PELE - Trans Subs	SHAWVILLE TRANS SUB	35300 - Station Equipment	Bushings	\$41,940.87	\$7,222.91	\$34,717.96
PELE Pennsylvania Electric	PELE - Trans Subs	SHAWVILLE TRANS SUB	35300 - Station Equipment	Bus-Insulators	\$1,698.20	\$330.51	\$1,367.69
PELE Pennsylvania Electric	PELE - Trans Subs	SHAWVILLE TRANS SUB	35300 - Station Equipment	Cable, Wiring	\$202,647.46	\$17,513.18	\$185,134.28
PELE Pennsylvania Electric	PELE - Trans Subs	SHAWVILLE TRANS SUB	35300 - Station Equipment	Cable, Wiring	\$228,794.83	\$15,138.49	\$213,656.34
PELE Pennsylvania Electric	PELE - Trans Subs	SHAWVILLE TRANS SUB	35300 - Station Equipment	Capacitor Bank	\$56.50	\$52.92	\$3.58
PELE Pennsylvania Electric	PELE - Trans Subs	SHAWVILLE TRANS SUB	35300 - Station Equipment	Capacitor Bank	\$418.05	\$378.07	\$39.98
PELE Pennsylvania Electric	PELE - Trans Subs	SHAWVILLE TRANS SUB	35300 - Station Equipment	Capacitor Bank	\$421.47	\$368.80	\$52.67
PELE Pennsylvania Electric	PELE - Trans Subs	SHAWVILLE TRANS SUB	35300 - Station Equipment	Carrier Equipment System	\$18.02	\$15.07	\$2.95
PELE Pennsylvania Electric	PELE - Trans Subs	SHAWVILLE TRANS SUB	35300 - Station Equipment	Carrier Equipment System	\$18.36	\$14.70	\$3.66
PELE Pennsylvania Electric	PELE - Trans Subs	SHAWVILLE TRANS SUB	35300 - Station Equipment	Carrier Equipment System	\$122.53	\$115.14	\$7.39
PELE Pennsylvania Electric	PELE - Trans Subs	SHAWVILLE TRANS SUB	35300 - Station Equipment	Carrier Equipment System	\$209.54	\$170.38	\$39.16
PELE Pennsylvania Electric	PELE - Trans Subs	SHAWVILLE TRANS SUB	35300 - Station Equipment	Carrier Equipment System	\$245.35	\$202.42	\$42.93
PELE Pennsylvania Electric	PELE - Trans Subs	SHAWVILLE TRANS SUB	35300 - Station Equipment	Carrier Equipment System	\$2,418.43	\$1,904.20	\$514.23
PELE Pennsylvania Electric	PELE - Trans Subs	SHAWVILLE TRANS SUB	35300 - Station Equipment	Carrier Equipment System	\$2,633.26	\$2,466.51	\$166.75
PELE Pennsylvania Electric	PELE - Trans Subs	SHAWVILLE TRANS SUB	35300 - Station Equipment	Carrier Equipment System	\$2,810.41	\$2,503.53	\$306.88
PELE Pennsylvania Electric	PELE - Trans Subs	SHAWVILLE TRANS SUB	35300 - Station Equipment	Carrier Equipment System	\$2,884.95	\$2,609.03	\$275.92
PELE Pennsylvania Electric	PELE - Trans Subs	SHAWVILLE TRANS SUB	35300 - Station Equipment	Carrier Equipment System	\$3,280.94	\$3,004.84	\$276.10
PELE Pennsylvania Electric	PELE - Trans Subs	SHAWVILLE TRANS SUB	35300 - Station Equipment	Carrier Equipment System	\$5,011.34	\$4,341.11	\$670.23

Company	Major Location	Asset Location	Utility Account	Asset Retirement Unit	Book Cost	Allocated Reserve	Net Book Value
PELE Pennsylvania Electric	PELE - Trans Subs	SHAWVILLE TRANS SUB	35300 - Station Equipment	Carrier Equipment System	\$9,018.56	\$8,519.98	\$498.58
PELE Pennsylvania Electric	PELE - Trans Subs	SHAWVILLE TRANS SUB	35300 - Station Equipment	Carrier Equipment System	\$14,363.19	\$13,351.75	\$1,011.44
PELE Pennsylvania Electric	PELE - Trans Subs	SHAWVILLE TRANS SUB	35300 - Station Equipment	Carrier Equipment System	\$15,284.23	\$13,374.10	\$1,910.13
PELE Pennsylvania Electric	PELE - Trans Subs	SHAWVILLE TRANS SUB	35300 - Station Equipment	Circuit Breaker	\$700.63	\$656.26	\$44.37
PELE Pennsylvania Electric	PELE - Trans Subs	SHAWVILLE TRANS SUB	35300 - Station Equipment	Circuit Breaker	\$9,842.20	\$6,482.75	\$3,359.45
PELE Pennsylvania Electric	PELE - Trans Subs	SHAWVILLE TRANS SUB	35300 - Station Equipment	Circuit Breaker	\$33,673.13	\$30,452.59	\$3,220.54
PELE Pennsylvania Electric	PELE - Trans Subs	SHAWVILLE TRANS SUB	35300 - Station Equipment	Circuit Breaker	\$124,974.20	\$10,800.50	\$114,173.70
PELE Pennsylvania Electric	PELE - Trans Subs	SHAWVILLE TRANS SUB	35300 - Station Equipment	Circuit Breaker	\$125,965.88	\$117,095.47	\$8,870.41
PELE Pennsylvania Electric	PELE - Trans Subs	SHAWVILLE TRANS SUB	35300 - Station Equipment	Circuit Breaker	\$202,663.29	\$191,459.44	\$11,203.85
PELE Pennsylvania Electric	PELE - Trans Subs	SHAWVILLE TRANS SUB	35300 - Station Equipment	Circuit Breaker	\$452,119.53	\$48,467.41	\$403,652.12
PELE Pennsylvania Electric	PELE - Trans Subs	SHAWVILLE TRANS SUB	35300 - Station Equipment	Circuit Breaker	\$584,459.18	\$38,671.46	\$545,787.72
PELE Pennsylvania Electric	PELE - Trans Subs	SHAWVILLE TRANS SUB	35300 - Station Equipment	Circuit Breaker	\$813,429.89	\$233,183.50	\$580,246.39
PELE Pennsylvania Electric	PELE - Trans Subs	SHAWVILLE TRANS SUB	35300 - Station Equipment	Conduit	\$28,566.16	\$2,468.74	\$26,097.42
PELE Pennsylvania Electric	PELE - Trans Subs	SHAWVILLE TRANS SUB	35300 - Station Equipment	Conduit	\$49,079.27	\$3,247.39	\$45,831.88
PELE Pennsylvania Electric	PELE - Trans Subs	SHAWVILLE TRANS SUB	35300 - Station Equipment	Conduit/Duct System	\$139.79	\$81.11	\$58.68
PELE Pennsylvania Electric	PELE - Trans Subs	SHAWVILLE TRANS SUB	35300 - Station Equipment	Conduit/Duct System	\$262.43	\$229.63	\$32.80
PELE Pennsylvania Electric	PELE - Trans Subs	SHAWVILLE TRANS SUB	35300 - Station Equipment	Conduit/Duct System	\$501.09	\$356.59	\$144.50
PELE Pennsylvania Electric	PELE - Trans Subs	SHAWVILLE TRANS SUB	35300 - Station Equipment	Conduit/Duct System	\$638.78	\$420.74	\$218.04
PELE Pennsylvania Electric	PELE - Trans Subs	SHAWVILLE TRANS SUB	35300 - Station Equipment	Conduit/Duct System	\$948.68	\$857.95	\$90.73
PELE Pennsylvania Electric	PELE - Trans Subs	SHAWVILLE TRANS SUB	35300 - Station Equipment	Conduit/Duct System	\$7,975.91	\$7,414.26	\$561.65
PELE Pennsylvania Electric	PELE - Trans Subs	SHAWVILLE TRANS SUB	35300 - Station Equipment	Conduit/Duct System	\$16,933.22	\$15,997.10	\$936.12
PELE Pennsylvania Electric	PELE - Trans Subs	SHAWVILLE TRANS SUB	35300 - Station Equipment	Control Wiring	\$418.72	\$81.49	\$337.23
PELE Pennsylvania Electric	PELE - Trans Subs	SHAWVILLE TRANS SUB	35300 - Station Equipment	Control Wiring	\$11,542.60	\$103.44	\$11,439.16
PELE Pennsylvania Electric	PELE - Trans Subs	SHAWVILLE TRANS SUB	35300 - Station Equipment	Controls and Instrumentation	\$79.90	\$75.29	\$4.61
PELE Pennsylvania Electric	PELE - Trans Subs	SHAWVILLE TRANS SUB	35300 - Station Equipment	Controls and Instrumentation	\$124.50	\$102.72	\$21.78
PELE Pennsylvania Electric	PELE - Trans Subs	SHAWVILLE TRANS SUB	35300 - Station Equipment	Controls and Instrumentation	\$139.13	\$129.85	\$9.28
PELE Pennsylvania Electric	PELE - Trans Subs	SHAWVILLE TRANS SUB	35300 - Station Equipment	Controls and Instrumentation	\$405.07	\$343.05	\$62.02
PELE Pennsylvania Electric	PELE - Trans Subs	SHAWVILLE TRANS SUB	35300 - Station Equipment	Controls and Instrumentation	\$486.82	\$421.71	\$65.11
PELE Pennsylvania Electric	PELE - Trans Subs	SHAWVILLE TRANS SUB	35300 - Station Equipment	Controls and Instrumentation	\$731.51	\$295.09	\$436.42
PELE Pennsylvania Electric	PELE - Trans Subs	SHAWVILLE TRANS SUB	35300 - Station Equipment	Controls and Instrumentation	\$943.59	\$547.50	\$396.09
PELE Pennsylvania Electric	PELE - Trans Subs	SHAWVILLE TRANS SUB	35300 - Station Equipment	Controls and Instrumentation	\$1,023.60	\$947.28	\$76.32
PELE Pennsylvania Electric	PELE - Trans Subs	SHAWVILLE TRANS SUB	35300 - Station Equipment	Controls and Instrumentation	\$2,095.52	\$1,649.95	\$445.57
PELE Pennsylvania Electric	PELE - Trans Subs	SHAWVILLE TRANS SUB	35300 - Station Equipment	Controls and Instrumentation	\$2,411.63	\$2,208.69	\$202.94
PELE Pennsylvania Electric	PELE - Trans Subs	SHAWVILLE TRANS SUB	35300 - Station Equipment	Controls and Instrumentation	\$3,175.27	\$2,581.91	\$593.36
PELE Pennsylvania Electric	PELE - Trans Subs	SHAWVILLE TRANS SUB	35300 - Station Equipment	Controls and Instrumentation	\$5,744.58	\$4,182.37	\$1,562.21
PELE Pennsylvania Electric	PELE - Trans Subs	SHAWVILLE TRANS SUB	35300 - Station Equipment	Controls and Instrumentation	\$6,069.17	\$4,606.53	\$1,462.64
PELE Pennsylvania Electric	PELE - Trans Subs	SHAWVILLE TRANS SUB	35300 - Station Equipment	Controls and Instrumentation	\$6,388.45	\$4,437.25	\$1,951.20
PELE Pennsylvania Electric	PELE - Trans Subs	SHAWVILLE TRANS SUB	35300 - Station Equipment	Controls and Instrumentation	\$6,540.07	\$5,235.82	\$1,304.25
PELE Pennsylvania Electric	PELE - Trans Subs	SHAWVILLE TRANS SUB	35300 - Station Equipment	Controls and Instrumentation	\$10,759.52	\$4,588.73	\$6,170.79
PELE Pennsylvania Electric	PELE - Trans Subs	SHAWVILLE TRANS SUB	35300 - Station Equipment	Controls and Instrumentation	\$12,700.11	\$10,620.81	\$2,079.30
PELE Pennsylvania Electric	PELE - Trans Subs	SHAWVILLE TRANS SUB	35300 - Station Equipment	Controls and Instrumentation	\$17,715.81	\$13,703.39	\$4,012.42
PELE Pennsylvania Electric	PELE - Trans Subs	SHAWVILLE TRANS SUB	35300 - Station Equipment	Controls and Instrumentation	\$18,256.36	\$8,203.86	\$10,052.50
PELE Pennsylvania Electric	PELE - Trans Subs	SHAWVILLE TRANS SUB	35300 - Station Equipment	Controls and Instrumentation	\$19,137.92	\$10,298.09	\$8,839.83
PELE Pennsylvania Electric	PELE - Trans Subs	SHAWVILLE TRANS SUB	35300 - Station Equipment	Controls and Instrumentation	\$19,800.52	\$14,090.58	\$5,709.94
PELE Pennsylvania Electric	PELE - Trans Subs	SHAWVILLE TRANS SUB	35300 - Station Equipment	Controls and Instrumentation	\$20,086.39	\$9,930.27	\$10,156.12
PELE Pennsylvania Electric	PELE - Trans Subs	SHAWVILLE TRANS SUB	35300 - Station Equipment	Controls and Instrumentation	\$20,200.58	\$18,268.57	\$1,932.01
PELE Pennsylvania Electric	PELE - Trans Subs	SHAWVILLE TRANS SUB	35300 - Station Equipment	Controls and Instrumentation	\$21,604.60	\$10,197.69	\$11,406.91
PELE Pennsylvania Electric	PELE - Trans Subs	SHAWVILLE TRANS SUB	35300 - Station Equipment	Controls and Instrumentation	\$29,923.75	\$26,184.06	\$3,739.69
PELE Pennsylvania Electric	PELE - Trans Subs	SHAWVILLE TRANS SUB	35300 - Station Equipment	Controls and Instrumentation	\$33,493.37	\$20,782.40	\$12,710.97
PELE Pennsylvania Electric	PELE - Trans Subs	SHAWVILLE TRANS SUB	35300 - Station Equipment	Controls and Instrumentation	\$43,456.08	\$40,395.94	\$3,060.14
PELE Pennsylvania Electric	PELE - Trans Subs	SHAWVILLE TRANS SUB	35300 - Station Equipment	Controls and Instrumentation	\$43,469.30	\$15,510.79	\$27,958.51
PELE Pennsylvania Electric	PELE - Trans Subs	SHAWVILLE TRANS SUB	35300 - Station Equipment	Controls and Instrumentation	\$57,209.88	\$32,002.04	\$25,207.84
PELE Pennsylvania Electric	PELE - Trans Subs	SHAWVILLE TRANS SUB	35300 - Station Equipment	Controls and Instrumentation	\$58,148.26	\$38,300.44	\$19,847.82
PELE Pennsylvania Electric	PELE - Trans Subs	SHAWVILLE TRANS SUB	35300 - Station Equipment	Controls and Instrumentation	\$84,840.67	\$80,150.41	\$4,690.26

Company	Major Location	Asset Location	Utility Account	Asset Retirement Unit	Book Cost	Allocated Reserve	Net Book Value
PELE Pennsylvania Electric	PELE - Trans Subs	SHAWVILLE TRANS SUB	35300 - Station Equipment	Coupling Capacitor	\$15,013.31	\$993.37	\$14,019.94
PELE Pennsylvania Electric	PELE - Trans Subs	SHAWVILLE TRANS SUB	35300 - Station Equipment	Coupling Capacitor	\$21,331.52	\$1,843.51	\$19,488.01
PELE Pennsylvania Electric	PELE - Trans Subs	SHAWVILLE TRANS SUB	35300 - Station Equipment	CT 2.5KV - 15KV	\$56,214.43	\$3,719.50	\$52,494.93
PELE Pennsylvania Electric	PELE - Trans Subs	SHAWVILLE TRANS SUB	35300 - Station Equipment	Demarcation /Telephone Alarm System	\$3,956.64	\$2,748.18	\$1,208.46
PELE Pennsylvania Electric	PELE - Trans Subs	SHAWVILLE TRANS SUB	35300 - Station Equipment	Demarcation /Telephone Alarm System	\$42,565.31	\$28,036.44	\$14,528.87
PELE Pennsylvania Electric	PELE - Trans Subs	SHAWVILLE TRANS SUB	35300 - Station Equipment	Drains	\$10,242.66	\$1,763.96	\$8,478.70
PELE Pennsylvania Electric	PELE - Trans Subs	SHAWVILLE TRANS SUB	35300 - Station Equipment	Equipment Enclosure	\$4,580.15	\$395.83	\$4,184.32
PELE Pennsylvania Electric	PELE - Trans Subs	SHAWVILLE TRANS SUB	35300 - Station Equipment	Equipment Enclosure	\$9,290.47	\$614.71	\$8,675.76
PELE Pennsylvania Electric	PELE - Trans Subs	SHAWVILLE TRANS SUB	35300 - Station Equipment	Equipment Spill and Leakage System	\$252.00	\$238.06	\$13.94
PELE Pennsylvania Electric	PELE - Trans Subs	SHAWVILLE TRANS SUB	35300 - Station Equipment	Equipment Spill and Leakage System	\$427.95	\$397.82	\$30.13
PELE Pennsylvania Electric	PELE - Trans Subs	SHAWVILLE TRANS SUB	35300 - Station Equipment	Fire Protection System for Equipmnt	\$43,772.43	\$41,352.56	\$2,419.87
PELE Pennsylvania Electric	PELE - Trans Subs	SHAWVILLE TRANS SUB	35300 - Station Equipment	Foundation - Equipment	\$1,628.76	\$1,472.98	\$155.78
PELE Pennsylvania Electric	PELE - Trans Subs	SHAWVILLE TRANS SUB	35300 - Station Equipment	Foundation - Equipment	\$2,014.85	\$1,872.96	\$141.89
PELE Pennsylvania Electric	PELE - Trans Subs	SHAWVILLE TRANS SUB	35300 - Station Equipment	Foundation - Equipment	\$32,964.70	\$31,142.31	\$1,822.39
PELE Pennsylvania Electric	PELE - Trans Subs	SHAWVILLE TRANS SUB	35300 - Station Equipment	Grounding System, Station	\$92.47	\$80.92	\$11.55
PELE Pennsylvania Electric	PELE - Trans Subs	SHAWVILLE TRANS SUB	35300 - Station Equipment	Grounding System, Station	\$872.21	\$788.79	\$83.42
PELE Pennsylvania Electric	PELE - Trans Subs	SHAWVILLE TRANS SUB	35300 - Station Equipment	Grounding System, Station	\$20,094.65	\$18,679.60	\$1,415.05
PELE Pennsylvania Electric	PELE - Trans Subs	SHAWVILLE TRANS SUB	35300 - Station Equipment	Grounding System, Station	\$30,769.05	\$29,068.04	\$1,701.01
PELE Pennsylvania Electric	PELE - Trans Subs	SHAWVILLE TRANS SUB	35300 - Station Equipment	Handling & Lifting Equipment	\$23.01	\$21.48	\$1.53
PELE Pennsylvania Electric	PELE - Trans Subs	SHAWVILLE TRANS SUB	35300 - Station Equipment	HVAC	\$290.15	\$267.19	\$22.96
PELE Pennsylvania Electric	PELE - Trans Subs	SHAWVILLE TRANS SUB	35300 - Station Equipment	HVAC	\$3,196.25	\$2,971.18	\$225.07
PELE Pennsylvania Electric	PELE - Trans Subs	SHAWVILLE TRANS SUB	35300 - Station Equipment	HVAC	\$3,872.13	\$1,472.03	\$2,400.10
PELE Pennsylvania Electric	PELE - Trans Subs	SHAWVILLE TRANS SUB	35300 - Station Equipment	HVAC	\$19,379.24	\$18,307.90	\$1,071.34
PELE Pennsylvania Electric	PELE - Trans Subs	SHAWVILLE TRANS SUB	35300 - Station Equipment	HVAC System	\$8,806.02	\$1,516.54	\$7,289.48
PELE Pennsylvania Electric	PELE - Trans Subs	SHAWVILLE TRANS SUB	35300 - Station Equipment	Insulator - transmission	\$876.20	\$75.72	\$800.48
PELE Pennsylvania Electric	PELE - Trans Subs	SHAWVILLE TRANS SUB	35300 - Station Equipment	Line Tuning Assembly	\$16,381.22	\$1,083.88	\$15,297.34
PELE Pennsylvania Electric	PELE - Trans Subs	SHAWVILLE TRANS SUB	35300 - Station Equipment	Minor Station Equipment	\$21.70	\$20.80	\$0.90
PELE Pennsylvania Electric	PELE - Trans Subs	SHAWVILLE TRANS SUB	35300 - Station Equipment	Minor Station Equipment	\$84.68	\$76.59	\$8.09
PELE Pennsylvania Electric	PELE - Trans Subs	SHAWVILLE TRANS SUB	35300 - Station Equipment	Minor Station Equipment	\$187.35	\$123.40	\$63.95
PELE Pennsylvania Electric	PELE - Trans Subs	SHAWVILLE TRANS SUB	35300 - Station Equipment	Minor Station Equipment	\$1,279.35	\$1,189.26	\$90.09
PELE Pennsylvania Electric	PELE - Trans Subs	SHAWVILLE TRANS SUB	35300 - Station Equipment	Minor Station Equipment	\$1,690.80	\$1,493.33	\$197.47
PELE Pennsylvania Electric	PELE - Trans Subs	SHAWVILLE TRANS SUB	35300 - Station Equipment	Minor Station Equipment	\$2,059.24	\$1,945.40	\$113.84
PELE Pennsylvania Electric	PELE - Trans Subs	SHAWVILLE TRANS SUB	35300 - Station Equipment	Minor Station Equipment	\$3,399.39	\$2,912.88	\$486.51
PELE Pennsylvania Electric	PELE - Trans Subs	SHAWVILLE TRANS SUB	35300 - Station Equipment	Minor Station Equipment	\$1,331.26	\$1,331.26	\$2,399.62
PELE Pennsylvania Electric	PELE - Trans Subs	SHAWVILLE TRANS SUB	35300 - Station Equipment	Non-Unitized	(\$4,345.38)	(\$287.52)	(\$4,057.86)
PELE Pennsylvania Electric	PELE - Trans Subs	SHAWVILLE TRANS SUB	35300 - Station Equipment	Non-Unitized	\$138.98	\$6.46	\$132.52
PELE Pennsylvania Electric	PELE - Trans Subs	SHAWVILLE TRANS SUB	35300 - Station Equipment	Non-Unitized	\$937.83	\$25.69	\$912.14
PELE Pennsylvania Electric	PELE - Trans Subs	SHAWVILLE TRANS SUB	35300 - Station Equipment	Non-Unitized	\$11,550.62	\$103.51	\$11,447.11
PELE Pennsylvania Electric	PELE - Trans Subs	SHAWVILLE TRANS SUB	35300 - Station Equipment	Office Furniture	\$22.11	\$21.19	\$0.92
PELE Pennsylvania Electric	PELE - Trans Subs	SHAWVILLE TRANS SUB	35300 - Station Equipment	Office Furniture	\$35.32	\$33.61	\$1.71
PELE Pennsylvania Electric	PELE - Trans Subs	SHAWVILLE TRANS SUB	35300 - Station Equipment	Office Furniture	\$41.51	\$39.78	\$1.73
PELE Pennsylvania Electric	PELE - Trans Subs	SHAWVILLE TRANS SUB	35300 - Station Equipment	Office Furniture	\$59.25	\$56.78	\$2.47
PELE Pennsylvania Electric	PELE - Trans Subs	SHAWVILLE TRANS SUB	35300 - Station Equipment	Office Furniture	\$71.12	\$66.11	\$5.01
PELE Pennsylvania Electric	PELE - Trans Subs	SHAWVILLE TRANS SUB	35300 - Station Equipment	Office Furniture	\$79.72	\$65.77	\$13.95
PELE Pennsylvania Electric	PELE - Trans Subs	SHAWVILLE TRANS SUB	35300 - Station Equipment	Office Furniture	\$86.64	\$83.04	\$3.60
PELE Pennsylvania Electric	PELE - Trans Subs	SHAWVILLE TRANS SUB	35300 - Station Equipment	Office Furniture	\$126.35	\$115.03	\$11.32
PELE Pennsylvania Electric	PELE - Trans Subs	SHAWVILLE TRANS SUB	35300 - Station Equipment	Office Furniture	\$131.13	\$125.67	\$5.46
PELE Pennsylvania Electric	PELE - Trans Subs	SHAWVILLE TRANS SUB	35300 - Station Equipment	Office Furniture	\$202.84	\$187.72	\$15.12
PELE Pennsylvania Electric	PELE - Trans Subs	SHAWVILLE TRANS SUB	35300 - Station Equipment	Office Furniture	\$321.77	\$303.98	\$17.79
PELE Pennsylvania Electric	PELE - Trans Subs	SHAWVILLE TRANS SUB	35300 - Station Equipment	Pump	\$21,318.27	\$3,671.36	\$17,646.91
PELE Pennsylvania Electric	PELE - Trans Subs	SHAWVILLE TRANS SUB	35300 - Station Equipment	Recloser	\$3,526.91	\$529.55	\$2,997.36
PELE Pennsylvania Electric	PELE - Trans Subs	SHAWVILLE TRANS SUB	35300 - Station Equipment	Rectifier	\$32.16	\$26.53	\$5.63
PELE Pennsylvania Electric	PELE - Trans Subs	SHAWVILLE TRANS SUB	35300 - Station Equipment	Regulator - Voltage	\$20,006.05	\$3,893.69	\$16,112.36
PELE Pennsylvania Electric	PELE - Trans Subs	SHAWVILLE TRANS SUB	35300 - Station Equipment	Relaying Equipment	\$66,028.05	\$4,368.83	\$61,659.22

Company	Major Location	Asset Location	Utility Account	Asset Retirement Unit	Book Cost	Allocated Reserve	Net Book Value
PELE Pennsylvania Electric	PELE - Trans Subs	SHAWVILLE TRANS SUB	35300 - Station Equipment	Relaying Equipment	\$93,032.86	\$833.69	\$92,199.17
PELE Pennsylvania Electric	PELE - Trans Subs	SHAWVILLE TRANS SUB	35300 - Station Equipment	Relaying Equipment	\$118,890.66	\$10,274.76	\$108,615.90
PELE Pennsylvania Electric	PELE - Trans Subs	SHAWVILLE TRANS SUB	35300 - Station Equipment	Relays	\$6,896.05	\$1,035.41	\$5,860.64
PELE Pennsylvania Electric	PELE - Trans Subs	SHAWVILLE TRANS SUB	35300 - Station Equipment	Relays	\$93,269.63	\$26,737.32	\$66,532.31
PELE Pennsylvania Electric	PELE - Trans Subs	SHAWVILLE TRANS SUB	35300 - Station Equipment	Relays	\$107,676.23	\$964.91	\$106,711.32
PELE Pennsylvania Electric	PELE - Trans Subs	SHAWVILLE TRANS SUB	35300 - Station Equipment	Revenue Metering Equipment	\$1,019.58	\$88.11	\$931.47
PELE Pennsylvania Electric	PELE - Trans Subs	SHAWVILLE TRANS SUB	35300 - Station Equipment	Revenue Metering Equipment	\$23,334.47	\$3,503.54	\$19,830.93
PELE Pennsylvania Electric	PELE - Trans Subs	SHAWVILLE TRANS SUB	35300 - Station Equipment	RTU - SCADA	\$48,207.40	\$16,073.68	\$32,133.72
PELE Pennsylvania Electric	PELE - Trans Subs	SHAWVILLE TRANS SUB	35300 - Station Equipment	RTU - SCADA	\$81,040.14	\$5,362.12	\$75,678.02
PELE Pennsylvania Electric	PELE - Trans Subs	SHAWVILLE TRANS SUB	35300 - Station Equipment	Structure	\$942.31	\$807.45	\$134.86
PELE Pennsylvania Electric	PELE - Trans Subs	SHAWVILLE TRANS SUB	35300 - Station Equipment	Structure	\$968.86	\$638.15	\$330.71
PELE Pennsylvania Electric	PELE - Trans Subs	SHAWVILLE TRANS SUB	35300 - Station Equipment	Structure	\$3,505.41	\$2,033.94	\$1,471.47
PELE Pennsylvania Electric	PELE - Trans Subs	SHAWVILLE TRANS SUB	35300 - Station Equipment	Structure	\$5,303.69	\$4,796.44	\$507.25
PELE Pennsylvania Electric	PELE - Trans Subs	SHAWVILLE TRANS SUB	35300 - Station Equipment	Structure	\$29,747.01	\$2,570.79	\$27,176.22
PELE Pennsylvania Electric	PELE - Trans Subs	SHAWVILLE TRANS SUB	35300 - Station Equipment	Structure	\$115,444.45	\$7,638.52	\$107,805.93
PELE Pennsylvania Electric	PELE - Trans Subs	SHAWVILLE TRANS SUB	35300 - Station Equipment	Structure	\$252,902.94	\$238,921.69	\$13,981.25
PELE Pennsylvania Electric	PELE - Trans Subs	SHAWVILLE TRANS SUB	35300 - Station Equipment	Structure	\$321,599.08	\$298,952.35	\$22,646.73
PELE Pennsylvania Electric	PELE - Trans Subs	SHAWVILLE TRANS SUB	35300 - Station Equipment	Switch	\$52.71	\$46.55	\$6.16
PELE Pennsylvania Electric	PELE - Trans Subs	SHAWVILLE TRANS SUB	35300 - Station Equipment	Switch	\$397.79	\$68.51	\$329.28
PELE Pennsylvania Electric	PELE - Trans Subs	SHAWVILLE TRANS SUB	35300 - Station Equipment	Switch	\$729.32	\$667.95	\$61.37
PELE Pennsylvania Electric	PELE - Trans Subs	SHAWVILLE TRANS SUB	35300 - Station Equipment	Switch	\$852.53	\$343.91	\$508.62
PELE Pennsylvania Electric	PELE - Trans Subs	SHAWVILLE TRANS SUB	35300 - Station Equipment	Switch	\$2,414.74	\$2,261.82	\$152.92
PELE Pennsylvania Electric	PELE - Trans Subs	SHAWVILLE TRANS SUB	35300 - Station Equipment	Switch	\$3,364.29	\$1,810.31	\$1,553.98
PELE Pennsylvania Electric	PELE - Trans Subs	SHAWVILLE TRANS SUB	35300 - Station Equipment	Switch	\$31,268.69	\$28,278.12	\$2,990.57
PELE Pennsylvania Electric	PELE - Trans Subs	SHAWVILLE TRANS SUB	35300 - Station Equipment	Switch	\$84,904.57	\$80,210.78	\$4,693.79
PELE Pennsylvania Electric	PELE - Trans Subs	SHAWVILLE TRANS SUB	35300 - Station Equipment	Switch	\$154,321.76	\$143,454.55	\$10,867.21
PELE Pennsylvania Electric	PELE - Trans Subs	SHAWVILLE TRANS SUB	35300 - Station Equipment	Switching Equipment	\$39,264.81	\$14,010.54	\$25,254.27
PELE Pennsylvania Electric	PELE - Trans Subs	SHAWVILLE TRANS SUB	35300 - Station Equipment	Switching Equipment	\$115,471.40	\$9,979.26	\$105,492.14
PELE Pennsylvania Electric	PELE - Trans Subs	SHAWVILLE TRANS SUB	35300 - Station Equipment	Transformer Track System	\$13,053.33	\$12,331.71	\$721.62
PELE Pennsylvania Electric	PELE - Trans Subs	SHAWVILLE TRANS SUB	35300 - Station Equipment	Transformer, Instrument	\$10,133.72	\$9,164.52	\$969.20
PELE Pennsylvania Electric	PELE - Trans Subs	SHAWVILLE TRANS SUB	35300 - Station Equipment	Transformer, Instrument	\$21,190.95	\$12,295.60	\$8,895.35
PELE Pennsylvania Electric	PELE - Trans Subs	SHAWVILLE TRANS SUB	35300 - Station Equipment	Transformer, Instrument	\$27,492.74	\$25,556.73	\$1,936.01
PELE Pennsylvania Electric	PELE - Trans Subs	SHAWVILLE TRANS SUB	35300 - Station Equipment	Transformer, Instrument	\$38,378.05	\$36,256.40	\$2,121.65
PELE Pennsylvania Electric	PELE - Trans Subs	SHAWVILLE TRANS SUB	35300 - Station Equipment	Transformer, Power	\$4,163.98	\$3,568.04	\$595.94
PELE Pennsylvania Electric	PELE - Trans Subs	SHAWVILLE TRANS SUB	35300 - Station Equipment	Transformer, Power	\$9,366.52	\$6,505.73	\$2,860.79
PELE Pennsylvania Electric	PELE - Trans Subs	SHAWVILLE TRANS SUB	35300 - Station Equipment	Transformer, Power	\$20,328.60	\$18,897.08	\$1,431.52
PELE Pennsylvania Electric	PELE - Trans Subs	SHAWVILLE TRANS SUB	35300 - Station Equipment	Transformer, Power	\$33,192.33	\$11,843.75	\$21,348.58
PELE Pennsylvania Electric	PELE - Trans Subs	SHAWVILLE TRANS SUB	35300 - Station Equipment	Transformer, Power	\$207,142.32	\$78,747.29	\$128,395.03
PELE Pennsylvania Electric	PELE - Trans Subs	SHAWVILLE TRANS SUB	35300 - Station Equipment	Transformer, Power	\$1,642,186.06	\$1,551,400.98	\$90,785.08
PELE Pennsylvania Electric	PELE - Trans Subs	SHAWVILLE TRANS SUB	35300 - Station Equipment	Wiring	\$86.43	\$77.60	\$8.83
PELE Pennsylvania Electric	PELE - Trans Subs	SHAWVILLE TRANS SUB	35300 - Station Equipment	Wiring	\$766.35	\$115.06	\$651.29
PELE Pennsylvania Electric	PELE - Trans Subs	SHAWVILLE TRANS SUB	35300 - Station Equipment	Wiring	\$1,237.52	\$584.13	\$653.39
PELE Pennsylvania Electric	PELE - Trans Subs	SHAWVILLE TRANS SUB	35300 - Station Equipment	Wiring	\$1,275.58	\$573.20	\$702.38
PELE Pennsylvania Electric	PELE - Trans Subs	SHAWVILLE TRANS SUB	35300 - Station Equipment	Wiring	\$1,437.42	\$1,257.78	\$179.64
PELE Pennsylvania Electric	PELE - Trans Subs	SHAWVILLE TRANS SUB	35300 - Station Equipment	Wiring	\$12,128.90	\$10,968.88	\$1,160.02
PELE Pennsylvania Electric	PELE - Trans Subs	SHAWVILLE TRANS SUB	35300 - Station Equipment	Wiring	\$41,537.92	\$3,589.79	\$37,948.13
PELE Pennsylvania Electric	PELE - Trans Subs	SHAWVILLE TRANS SUB	35300 - Station Equipment	Wiring	\$88,463.98	\$82,234.43	\$6,229.55
PELE Pennsylvania Electric	PELE - Trans Subs	SHAWVILLE TRANS SUB	35300 - Station Equipment	Wiring	\$107,585.32	\$101,637.68	\$5,947.64
PELE Pennsylvania Electric	PELE - Trans Subs	SHAWVILLE TRANS SUB	35300 - Station Equipment	Wiring	\$120,297.82	\$7,959.65	\$112,338.17
		SHAWVILLE TRANS SUB Total			\$8,406,902.48	\$4,406,902.14	\$4,000,000.34
PELE Pennsylvania Electric	PELE - Dist Subs	SHELOCTA SUB	35300 - Station Equipment	Carrier Equipment System	\$30,012.53	\$4,345.05	\$25,667.48
PELE Pennsylvania Electric	PELE - Dist Subs	SHELOCTA SUB	35300 - Station Equipment	Control Wiring	\$1,999.69	\$289.50	\$1,710.19
		SHELOCTA SUB Total			\$32,012.22	\$4,634.55	\$27,377.67
PELE Pennsylvania Electric	PELE SUBTRANS SUBS	SMITHFIELD SWITCHING STATION	35300 - Station Equipment	Switch	\$24.89	\$23.40	\$1.49

Company	Major Location	Asset Location	Utility Account	Asset Retirement Unit	Book Cost	Allocated Reserve	Net Book Value
PELE Pennsylvania Electric	PELE SUBTRANS SUBS	SMITHFIELD SWITCHING STATION	35300 - Station Equipment	Switch	\$61.07	\$57.78	\$3.29
PELE Pennsylvania Electric	PELE SUBTRANS SUBS	SMITHFIELD SWITCHING STATION	35300 - Station Equipment	Switch	\$827.66	\$786.52	\$41.14
PELE Pennsylvania Electric	PELE SUBTRANS SUBS	SMITHFIELD SWITCHING STATION	35300 - Station Equipment	Wood Pole	\$371.25	\$351.25	\$20.00
		SMITHFIELD SWITCHING STATION Total			\$1,284.87	\$1,218.96	\$65.91
PELE Pennsylvania Electric	PELE - Trans Subs	SOUTH RIPLEY SUB	35300 - Station Equipment	Minor Station Equipment	\$1,729.48	\$816.34	\$913.14
		SOUTH RIPLEY SUB Total			\$1,729.48	\$816.34	\$913.14
PELE Pennsylvania Electric	PELE - Dist Subs	SOUTH TROY SUB	35300 - Station Equipment	Non-Unitized	\$2,699.58	\$233.30	\$2,466.28
PELE Pennsylvania Electric	PELE - Dist Subs	SOUTH TROY SUB	35300 - Station Equipment	Non-Unitized	\$6,719.28	\$444.59	\$6,274.69
		SOUTH TROY SUB Total			\$9,418.86	\$677.89	\$8,740.97
PELE Pennsylvania Electric	PELE SUBTRANS SUBS	STANDARD STEEL TRANS METERING STATION	35300 - Station Equipment	Arrester, Lightning & Surge Protect	\$2,419.04	\$2,097.90	\$321.14
PELE Pennsylvania Electric	PELE SUBTRANS SUBS	STANDARD STEEL TRANS METERING STATION	35300 - Station Equipment	Conduit/Duct System	\$1,234.54	\$1,070.65	\$163.89
PELE Pennsylvania Electric	PELE SUBTRANS SUBS	STANDARD STEEL TRANS METERING STATION	35300 - Station Equipment	Controls and Instrumentation	\$571.44	\$495.57	\$75.87
PELE Pennsylvania Electric	PELE SUBTRANS SUBS	STANDARD STEEL TRANS METERING STATION	35300 - Station Equipment	Grounding System, Station	\$666.20	\$577.76	\$88.44
PELE Pennsylvania Electric	PELE SUBTRANS SUBS	STANDARD STEEL TRANS METERING STATION	35300 - Station Equipment	Wiring	\$636.91	\$552.36	\$84.55
PELE Pennsylvania Electric	PELE SUBTRANS SUBS	STANDARD STEEL TRANS METERING STATION	35300 - Station Equipment	Wood Pole	\$7,030.67	\$6,097.31	\$933.36
		STANDARD STEEL TRANS METERING STATION Total			\$12,558.80	\$10,891.55	\$1,667.25
PELE Pennsylvania Electric	PELE SUBTRANS SUBS	STRONGSTOWN SWITCHING STATION	35300 - Station Equipment	Switch	\$14,181.78	\$9,713.77	\$4,468.01
PELE Pennsylvania Electric	PELE SUBTRANS SUBS	STRONGSTOWN SWITCHING STATION	35300 - Station Equipment	Wiring	\$3,846.80	\$2,634.86	\$1,211.94
PELE Pennsylvania Electric	PELE SUBTRANS SUBS	STRONGSTOWN SWITCHING STATION	35300 - Station Equipment	Wood Pole	\$7,335.73	\$5,024.59	\$2,311.14
		STRONGSTOWN SWITCHING STATION Total			\$25,364.31	\$17,373.22	\$7,991.09
PELE Pennsylvania Electric	PELE - Trans Subs	SUMMIT TRANS SUB	35300 - Station Equipment	Arrester, Lightning & Surge Protect	\$831.52	\$791.26	\$40.26
PELE Pennsylvania Electric	PELE - Trans Subs	SUMMIT TRANS SUB	35300 - Station Equipment	Arrester, Lightning & Surge Protect	\$1,826.73	\$1,743.85	\$82.88
PELE Pennsylvania Electric	PELE - Trans Subs	SUMMIT TRANS SUB	35300 - Station Equipment	Arrester, Lightning & Surge Protect	\$2,618.03	\$1,572.41	\$1,045.62
PELE Pennsylvania Electric	PELE - Trans Subs	SUMMIT TRANS SUB	35300 - Station Equipment	Arrester, Lightning & Surge Protect	\$4,321.25	\$3,957.61	\$363.64
PELE Pennsylvania Electric	PELE - Trans Subs	SUMMIT TRANS SUB	35300 - Station Equipment	Arrester, Lightning & Surge Protect	\$5,414.69	\$2,433.20	\$2,981.49
PELE Pennsylvania Electric	PELE - Trans Subs	SUMMIT TRANS SUB	35300 - Station Equipment	Arrester, Lightning & Surge Protect	\$7,984.63	\$7,268.82	\$715.81
PELE Pennsylvania Electric	PELE - Trans Subs	SUMMIT TRANS SUB	35300 - Station Equipment	Battery System	\$126.04	\$118.77	\$7.27
PELE Pennsylvania Electric	PELE - Trans Subs	SUMMIT TRANS SUB	35300 - Station Equipment	Battery System	\$3,480.40	\$1,563.99	\$1,916.41
PELE Pennsylvania Electric	PELE - Trans Subs	SUMMIT TRANS SUB	35300 - Station Equipment	Battery System	\$6,039.68	\$647.46	\$5,392.22
PELE Pennsylvania Electric	PELE - Trans Subs	SUMMIT TRANS SUB	35300 - Station Equipment	Battery System	\$7,709.62	\$4,783.76	\$2,925.86
PELE Pennsylvania Electric	PELE - Trans Subs	SUMMIT TRANS SUB	35300 - Station Equipment	Bus	\$819.09	\$54.20	\$764.89
PELE Pennsylvania Electric	PELE - Trans Subs	SUMMIT TRANS SUB	35300 - Station Equipment	Bus	\$980.75	\$168.90	\$811.85
PELE Pennsylvania Electric	PELE - Trans Subs	SUMMIT TRANS SUB	35300 - Station Equipment	Bus-Insulators	\$7,697.73	\$665.25	\$7,032.48
PELE Pennsylvania Electric	PELE - Trans Subs	SUMMIT TRANS SUB	35300 - Station Equipment	Bus-Insulators	\$29,811.12	\$1,972.49	\$27,838.63
PELE Pennsylvania Electric	PELE - Trans Subs	SUMMIT TRANS SUB	35300 - Station Equipment	Cabinets/Panels/Consoles	\$161,058.01	\$10,656.60	\$150,401.41
PELE Pennsylvania Electric	PELE - Trans Subs	SUMMIT TRANS SUB	35300 - Station Equipment	Cable, Wiring	\$18,825.77	\$1,626.96	\$17,198.81
PELE Pennsylvania Electric	PELE - Trans Subs	SUMMIT TRANS SUB	35300 - Station Equipment	Cable, Wiring	\$141,731.06	\$9,377.81	\$132,353.25
PELE Pennsylvania Electric	PELE - Trans Subs	SUMMIT TRANS SUB	35300 - Station Equipment	Capacitor Bank	\$647.02	\$619.33	\$27.69
PELE Pennsylvania Electric	PELE - Trans Subs	SUMMIT TRANS SUB	35300 - Station Equipment	Carrier Equipment System	\$98.31	\$87.58	\$10.73
PELE Pennsylvania Electric	PELE - Trans Subs	SUMMIT TRANS SUB	35300 - Station Equipment	Carrier Equipment System	\$337.28	\$323.25	\$14.03
PELE Pennsylvania Electric	PELE - Trans Subs	SUMMIT TRANS SUB	35300 - Station Equipment	Carrier Equipment System	\$450.10	\$430.96	\$19.14
PELE Pennsylvania Electric	PELE - Trans Subs	SUMMIT TRANS SUB	35300 - Station Equipment	Carrier Equipment System	\$597.77	\$572.19	\$25.58
PELE Pennsylvania Electric	PELE - Trans Subs	SUMMIT TRANS SUB	35300 - Station Equipment	Carrier Equipment System	\$893.32	\$855.53	\$37.79
PELE Pennsylvania Electric	PELE - Trans Subs	SUMMIT TRANS SUB	35300 - Station Equipment	Carrier Equipment System	\$968.63	\$907.29	\$61.34
PELE Pennsylvania Electric	PELE - Trans Subs	SUMMIT TRANS SUB	35300 - Station Equipment	Carrier Equipment System	\$1,079.98	\$1,022.53	\$57.45
PELE Pennsylvania Electric	PELE - Trans Subs	SUMMIT TRANS SUB	35300 - Station Equipment	Carrier Equipment System	\$3,576.41	\$3,293.42	\$282.99
PELE Pennsylvania Electric	PELE - Trans Subs	SUMMIT TRANS SUB	35300 - Station Equipment	Carrier Equipment System	\$10,997.09	\$6,823.62	\$4,173.47
PELE Pennsylvania Electric	PELE - Trans Subs	SUMMIT TRANS SUB	35300 - Station Equipment	Carrier Equipment System	\$12,059.75	\$10,085.30	\$1,974.45
PELE Pennsylvania Electric	PELE - Trans Subs	SUMMIT TRANS SUB	35300 - Station Equipment	Carrier Equipment System	\$13,005.20	\$7,274.84	\$5,730.36
PELE Pennsylvania Electric	PELE - Trans Subs	SUMMIT TRANS SUB	35300 - Station Equipment	Circuit Breaker	\$119.73	\$112.51	\$7.22
PELE Pennsylvania Electric	PELE - Trans Subs	SUMMIT TRANS SUB	35300 - Station Equipment	Circuit Breaker	\$3,801.26	\$2,993.00	\$808.26
PELE Pennsylvania Electric	PELE - Trans Subs	SUMMIT TRANS SUB	35300 - Station Equipment	Circuit Breaker	\$11,277.88	\$9,431.44	\$1,846.44
PELE Pennsylvania Electric	PELE - Trans Subs	SUMMIT TRANS SUB	35300 - Station Equipment	Circuit Breaker	\$11,340.20	\$10,101.91	\$1,238.29
PELE Pennsylvania Electric	PELE - Trans Subs	SUMMIT TRANS SUB	35300 - Station Equipment	Circuit Breaker	\$12,439.67	\$8,646.26	\$3,793.41

Company	Major Location	Asset Location	Utility Account	Asset Retirement Unit	Book Cost	Allocated Reserve	Net Book Value
PELE Pennsylvania Electric	PELE - Trans Subs	SUMMIT TRANS SUB	35300 - Station Equipment	Circuit Breaker	\$40,688.34	\$37,040.68	\$3,647.66
PELE Pennsylvania Electric	PELE - Trans Subs	SUMMIT TRANS SUB	35300 - Station Equipment	Circuit Breaker	\$46,847.89	\$43,140.91	\$3,706.98
PELE Pennsylvania Electric	PELE - Trans Subs	SUMMIT TRANS SUB	35300 - Station Equipment	Circuit Breaker	\$140,554.03	\$84,418.14	\$56,135.89
PELE Pennsylvania Electric	PELE - Trans Subs	SUMMIT TRANS SUB	35300 - Station Equipment	Circuit Breaker	\$182,194.23	\$15,745.57	\$166,448.66
PELE Pennsylvania Electric	PELE - Trans Subs	SUMMIT TRANS SUB	35300 - Station Equipment	Compressed Air System	\$1,202.18	\$835.00	\$367.18
PELE Pennsylvania Electric	PELE - Trans Subs	SUMMIT TRANS SUB	35300 - Station Equipment	Condenser, synchronous	\$36.92	\$35.37	\$1.55
PELE Pennsylvania Electric	PELE - Trans Subs	SUMMIT TRANS SUB	35300 - Station Equipment	Conduit	\$11,552.27	\$998.37	\$10,553.90
PELE Pennsylvania Electric	PELE - Trans Subs	SUMMIT TRANS SUB	35300 - Station Equipment	Conduit	\$37,782.49	\$2,499.92	\$35,282.57
PELE Pennsylvania Electric	PELE - Trans Subs	SUMMIT TRANS SUB	35300 - Station Equipment	Conduit/Duct System	\$89.38	\$70.37	\$19.01
PELE Pennsylvania Electric	PELE - Trans Subs	SUMMIT TRANS SUB	35300 - Station Equipment	Conduit/Duct System	\$171.41	\$95.89	\$75.52
PELE Pennsylvania Electric	PELE - Trans Subs	SUMMIT TRANS SUB	35300 - Station Equipment	Conduit/Duct System	\$303.23	\$175.94	\$127.29
PELE Pennsylvania Electric	PELE - Trans Subs	SUMMIT TRANS SUB	35300 - Station Equipment	Conduit/Duct System	\$331.19	\$313.57	\$17.62
PELE Pennsylvania Electric	PELE - Trans Subs	SUMMIT TRANS SUB	35300 - Station Equipment	Conduit/Duct System	\$363.86	\$138.32	\$225.54
PELE Pennsylvania Electric	PELE - Trans Subs	SUMMIT TRANS SUB	35300 - Station Equipment	Conduit/Duct System	\$478.37	\$440.51	\$37.86
PELE Pennsylvania Electric	PELE - Trans Subs	SUMMIT TRANS SUB	35300 - Station Equipment	Conduit/Duct System	\$750.75	\$683.45	\$67.30
PELE Pennsylvania Electric	PELE - Trans Subs	SUMMIT TRANS SUB	35300 - Station Equipment	Conduit/Duct System	\$1,046.82	\$875.43	\$171.39
PELE Pennsylvania Electric	PELE - Trans Subs	SUMMIT TRANS SUB	35300 - Station Equipment	Conduit/Duct System	\$1,563.45	\$1,469.14	\$94.31
PELE Pennsylvania Electric	PELE - Trans Subs	SUMMIT TRANS SUB	35300 - Station Equipment	Conduit/Duct System	\$1,865.98	\$1,758.41	\$107.57
PELE Pennsylvania Electric	PELE - Trans Subs	SUMMIT TRANS SUB	35300 - Station Equipment	Conduit/Duct System	\$2,563.25	\$1,539.51	\$1,023.74
PELE Pennsylvania Electric	PELE - Trans Subs	SUMMIT TRANS SUB	35300 - Station Equipment	Conduit/Duct System	\$3,069.20	\$2,937.84	\$131.36
PELE Pennsylvania Electric	PELE - Trans Subs	SUMMIT TRANS SUB	35300 - Station Equipment	Control Wiring	\$81,520.50	\$5,393.90	\$76,126.60
PELE Pennsylvania Electric	PELE - Trans Subs	SUMMIT TRANS SUB	35300 - Station Equipment	Controls and Instrumentation	\$17.00	\$15.14	\$1.86
PELE Pennsylvania Electric	PELE - Trans Subs	SUMMIT TRANS SUB	35300 - Station Equipment	Controls and Instrumentation	\$52.79	\$50.57	\$2.22
PELE Pennsylvania Electric	PELE - Trans Subs	SUMMIT TRANS SUB	35300 - Station Equipment	Controls and Instrumentation	\$62.63	\$59.30	\$3.33
PELE Pennsylvania Electric	PELE - Trans Subs	SUMMIT TRANS SUB	35300 - Station Equipment	Controls and Instrumentation	\$69.50	\$66.04	\$3.46
PELE Pennsylvania Electric	PELE - Trans Subs	SUMMIT TRANS SUB	35300 - Station Equipment	Controls and Instrumentation	\$441.87	\$410.76	\$31.11
PELE Pennsylvania Electric	PELE - Trans Subs	SUMMIT TRANS SUB	35300 - Station Equipment	Controls and Instrumentation	\$460.86	\$257.80	\$203.06
PELE Pennsylvania Electric	PELE - Trans Subs	SUMMIT TRANS SUB	35300 - Station Equipment	Controls and Instrumentation	\$568.97	\$544.62	\$24.35
PELE Pennsylvania Electric	PELE - Trans Subs	SUMMIT TRANS SUB	35300 - Station Equipment	Controls and Instrumentation	\$716.42	\$675.12	\$41.30
PELE Pennsylvania Electric	PELE - Trans Subs	SUMMIT TRANS SUB	35300 - Station Equipment	Controls and Instrumentation	\$831.87	\$654.99	\$176.88
PELE Pennsylvania Electric	PELE - Trans Subs	SUMMIT TRANS SUB	35300 - Station Equipment	Controls and Instrumentation	\$833.41	\$780.64	\$52.77
PELE Pennsylvania Electric	PELE - Trans Subs	SUMMIT TRANS SUB	35300 - Station Equipment	Controls and Instrumentation	\$849.64	\$323.00	\$526.64
PELE Pennsylvania Electric	PELE - Trans Subs	SUMMIT TRANS SUB	35300 - Station Equipment	Controls and Instrumentation	\$1,451.82	\$1,229.54	\$222.28
PELE Pennsylvania Electric	PELE - Trans Subs	SUMMIT TRANS SUB	35300 - Station Equipment	Controls and Instrumentation	\$1,942.39	\$1,699.64	\$242.75
PELE Pennsylvania Electric	PELE - Trans Subs	SUMMIT TRANS SUB	35300 - Station Equipment	Controls and Instrumentation	\$1,970.31	\$1,143.23	\$827.08
PELE Pennsylvania Electric	PELE - Trans Subs	SUMMIT TRANS SUB	35300 - Station Equipment	Controls and Instrumentation	\$2,452.82	\$1,473.19	\$979.63
PELE Pennsylvania Electric	PELE - Trans Subs	SUMMIT TRANS SUB	35300 - Station Equipment	Controls and Instrumentation	\$6,465.80	\$5,334.44	\$1,131.36
PELE Pennsylvania Electric	PELE - Trans Subs	SUMMIT TRANS SUB	35300 - Station Equipment	Controls and Instrumentation	\$8,181.64	\$5,822.27	\$2,359.37
PELE Pennsylvania Electric	PELE - Trans Subs	SUMMIT TRANS SUB	35300 - Station Equipment	Controls and Instrumentation	\$10,648.83	\$7,921.12	\$2,727.71
PELE Pennsylvania Electric	PELE - Trans Subs	SUMMIT TRANS SUB	35300 - Station Equipment	Controls and Instrumentation	\$11,383.74	\$10,363.20	\$1,020.54
PELE Pennsylvania Electric	PELE - Trans Subs	SUMMIT TRANS SUB	35300 - Station Equipment	Controls and Instrumentation	\$11,599.59	\$7,640.28	\$3,959.31
PELE Pennsylvania Electric	PELE - Trans Subs	SUMMIT TRANS SUB	35300 - Station Equipment	Controls and Instrumentation	\$11,685.13	\$7,250.54	\$4,434.59
PELE Pennsylvania Electric	PELE - Trans Subs	SUMMIT TRANS SUB	35300 - Station Equipment	Controls and Instrumentation	\$12,577.72	\$10,518.47	\$2,059.25
PELE Pennsylvania Electric	PELE - Trans Subs	SUMMIT TRANS SUB	35300 - Station Equipment	Controls and Instrumentation	\$17,729.01	\$16,326.15	\$1,402.86
PELE Pennsylvania Electric	PELE - Trans Subs	SUMMIT TRANS SUB	35300 - Station Equipment	Controls and Instrumentation	\$21,720.85	\$13,898.18	\$7,822.67
PELE Pennsylvania Electric	PELE - Trans Subs	SUMMIT TRANS SUB	35300 - Station Equipment	Controls and Instrumentation	\$22,533.90	\$21,174.60	\$1,359.30
PELE Pennsylvania Electric	PELE - Trans Subs	SUMMIT TRANS SUB	35300 - Station Equipment	Controls and Instrumentation	\$121,417.40	\$13,016.00	\$108,401.40
PELE Pennsylvania Electric	PELE - Trans Subs	SUMMIT TRANS SUB	35300 - Station Equipment	CT 138KV	\$20,595.30	\$1,362.72	\$19,232.58
PELE Pennsylvania Electric	PELE - Trans Subs	SUMMIT TRANS SUB	35300 - Station Equipment	Disconnect Switch	\$1,002.31	\$195.07	\$807.24
PELE Pennsylvania Electric	PELE - Trans Subs	SUMMIT TRANS SUB	35300 - Station Equipment	Equipment Enclosure	\$4,291.07	\$283.92	\$4,007.15
PELE Pennsylvania Electric	PELE - Trans Subs	SUMMIT TRANS SUB	35300 - Station Equipment	Equipment Enclosure	\$5,366.21	\$463.76	\$4,902.45
PELE Pennsylvania Electric	PELE - Trans Subs	SUMMIT TRANS SUB	35300 - Station Equipment	Equipment Protective Lighting & Pow	\$1,032.67	\$973.14	\$59.53
PELE Pennsylvania Electric	PELE - Trans Subs	SUMMIT TRANS SUB	35300 - Station Equipment	Foundation - Equipment	\$1,036.30	\$854.97	\$181.33
PELE Pennsylvania Electric	PELE - Trans Subs	SUMMIT TRANS SUB	35300 - Station Equipment	Foundation - Equipment	\$1,079.17	\$1,014.07	\$65.10

Company	Major Location	Asset Location	Utility Account	Asset Retirement Unit	Book Cost	Allocated Reserve	Net Book Value
PELE Pennsylvania Electric	PELE - Trans Subs	SUMMIT TRANS SUB	35300 - Station Equipment	Foundation - Equipment	\$1,098.59	\$1,052.56	\$46.03
PELE Pennsylvania Electric	PELE - Trans Subs	SUMMIT TRANS SUB	35300 - Station Equipment	Foundation - Equipment	\$1,988.91	\$1,810.60	\$178.31
PELE Pennsylvania Electric	PELE - Trans Subs	SUMMIT TRANS SUB	35300 - Station Equipment	Foundation - Equipment	\$2,154.32	\$2,030.12	\$124.20
PELE Pennsylvania Electric	PELE - Trans Subs	SUMMIT TRANS SUB	35300 - Station Equipment	Foundation - Equipment	\$2,243.41	\$2,147.39	\$96.02
PELE Pennsylvania Electric	PELE - Trans Subs	SUMMIT TRANS SUB	35300 - Station Equipment	Foundation - Equipment	\$5,849.02	\$3,512.98	\$2,336.04
PELE Pennsylvania Electric	PELE - Trans Subs	SUMMIT TRANS SUB	35300 - Station Equipment	Fuse Equipment	\$2,082.66	\$1,784.60	\$298.06
PELE Pennsylvania Electric	PELE - Trans Subs	SUMMIT TRANS SUB	35300 - Station Equipment	Fuse Equipment	\$15,875.19	\$9,534.79	\$6,340.40
PELE Pennsylvania Electric	PELE - Trans Subs	SUMMIT TRANS SUB	35300 - Station Equipment	Generator, Motor Sets & Auxiliary S	\$451.89	\$313.87	\$138.02
PELE Pennsylvania Electric	PELE - Trans Subs	SUMMIT TRANS SUB	35300 - Station Equipment	Grounding System, Station	\$20.84	\$19.19	\$1.65
PELE Pennsylvania Electric	PELE - Trans Subs	SUMMIT TRANS SUB	35300 - Station Equipment	Grounding System, Station	\$23.38	\$22.39	\$0.99
PELE Pennsylvania Electric	PELE - Trans Subs	SUMMIT TRANS SUB	35300 - Station Equipment	Grounding System, Station	\$25.17	\$22.92	\$2.25
PELE Pennsylvania Electric	PELE - Trans Subs	SUMMIT TRANS SUB	35300 - Station Equipment	Grounding System, Station	\$37.69	\$35.98	\$1.71
PELE Pennsylvania Electric	PELE - Trans Subs	SUMMIT TRANS SUB	35300 - Station Equipment	Grounding System, Station	\$44.50	\$42.65	\$1.85
PELE Pennsylvania Electric	PELE - Trans Subs	SUMMIT TRANS SUB	35300 - Station Equipment	Grounding System, Station	\$88.44	\$80.99	\$7.45
PELE Pennsylvania Electric	PELE - Trans Subs	SUMMIT TRANS SUB	35300 - Station Equipment	Grounding System, Station	\$231.48	\$221.15	\$10.33
PELE Pennsylvania Electric	PELE - Trans Subs	SUMMIT TRANS SUB	35300 - Station Equipment	Grounding System, Station	\$243.80	\$229.09	\$14.71
PELE Pennsylvania Electric	PELE - Trans Subs	SUMMIT TRANS SUB	35300 - Station Equipment	Grounding System, Station	\$256.79	\$244.36	\$12.43
PELE Pennsylvania Electric	PELE - Trans Subs	SUMMIT TRANS SUB	35300 - Station Equipment	Grounding System, Station	\$576.89	\$552.20	\$24.69
PELE Pennsylvania Electric	PELE - Trans Subs	SUMMIT TRANS SUB	35300 - Station Equipment	Grounding System, Station	\$856.41	\$807.04	\$49.37
PELE Pennsylvania Electric	PELE - Trans Subs	SUMMIT TRANS SUB	35300 - Station Equipment	Grounding System, Station	\$1,069.99	\$882.76	\$187.23
PELE Pennsylvania Electric	PELE - Trans Subs	SUMMIT TRANS SUB	35300 - Station Equipment	Grounding System, Station	\$2,008.93	\$1,924.76	\$84.17
PELE Pennsylvania Electric	PELE - Trans Subs	SUMMIT TRANS SUB	35300 - Station Equipment	Grounding System, Station	\$3,575.60	\$2,147.54	\$1,428.06
PELE Pennsylvania Electric	PELE - Trans Subs	SUMMIT TRANS SUB	35300 - Station Equipment	HVAC	\$26.22	\$25.13	\$1.09
PELE Pennsylvania Electric	PELE - Trans Subs	SUMMIT TRANS SUB	35300 - Station Equipment	HVAC	\$87.27	\$82.01	\$5.26
PELE Pennsylvania Electric	PELE - Trans Subs	SUMMIT TRANS SUB	35300 - Station Equipment	Minor Station Equipment	\$13.61	\$13.04	\$0.57
PELE Pennsylvania Electric	PELE - Trans Subs	SUMMIT TRANS SUB	35300 - Station Equipment	Minor Station Equipment	\$44.79	\$39.90	\$4.89
PELE Pennsylvania Electric	PELE - Trans Subs	SUMMIT TRANS SUB	35300 - Station Equipment	Minor Station Equipment	\$50.75	\$48.64	\$2.11
PELE Pennsylvania Electric	PELE - Trans Subs	SUMMIT TRANS SUB	35300 - Station Equipment	Minor Station Equipment	\$91.51	\$87.70	\$3.81
PELE Pennsylvania Electric	PELE - Trans Subs	SUMMIT TRANS SUB	35300 - Station Equipment	Minor Station Equipment	\$105.54	\$101.15	\$4.39
PELE Pennsylvania Electric	PELE - Trans Subs	SUMMIT TRANS SUB	35300 - Station Equipment	Minor Station Equipment	\$193.22	\$177.93	\$15.29
PELE Pennsylvania Electric	PELE - Trans Subs	SUMMIT TRANS SUB	35300 - Station Equipment	Minor Station Equipment	\$343.76	\$303.61	\$40.15
PELE Pennsylvania Electric	PELE - Trans Subs	SUMMIT TRANS SUB	35300 - Station Equipment	Minor Station Equipment	\$569.78	\$538.28	\$31.50
PELE Pennsylvania Electric	PELE - Trans Subs	SUMMIT TRANS SUB	35300 - Station Equipment	Misc Tools & Equipment	\$2.50	\$2.40	\$0.10
PELE Pennsylvania Electric	PELE - Trans Subs	SUMMIT TRANS SUB	35300 - Station Equipment	Misc Tools & Equipment	\$5.40	\$5.18	\$0.22
PELE Pennsylvania Electric	PELE - Trans Subs	SUMMIT TRANS SUB	35300 - Station Equipment	Misc Tools & Equipment	\$7.63	\$7.31	\$0.32
PELE Pennsylvania Electric	PELE - Trans Subs	SUMMIT TRANS SUB	35300 - Station Equipment	Mobile Substation	\$71.44	\$58.94	\$12.50
PELE Pennsylvania Electric	PELE - Trans Subs	SUMMIT TRANS SUB	35300 - Station Equipment	Non-Unitized	(\$1,439.56)	(\$95.25)	(\$1,344.31)
PELE Pennsylvania Electric	PELE - Trans Subs	SUMMIT TRANS SUB	35300 - Station Equipment	Non-Unitized	\$1,055,880.81	\$28,925.37	\$1,026,955.44
PELE Pennsylvania Electric	PELE - Trans Subs	SUMMIT TRANS SUB	35300 - Station Equipment	Office Furniture	\$14.51	\$13.91	\$0.60
PELE Pennsylvania Electric	PELE - Trans Subs	SUMMIT TRANS SUB	35300 - Station Equipment	Office Furniture	\$15.23	\$14.42	\$0.81
PELE Pennsylvania Electric	PELE - Trans Subs	SUMMIT TRANS SUB	35300 - Station Equipment	Office Furniture	\$26.51	\$25.41	\$1.10
PELE Pennsylvania Electric	PELE - Trans Subs	SUMMIT TRANS SUB	35300 - Station Equipment	Office Furniture	\$51.84	\$48.72	\$3.12
PELE Pennsylvania Electric	PELE - Trans Subs	SUMMIT TRANS SUB	35300 - Station Equipment	Office Furniture	\$77.52	\$74.29	\$3.23
PELE Pennsylvania Electric	PELE - Trans Subs	SUMMIT TRANS SUB	35300 - Station Equipment	Office Furniture	\$86.90	\$83.28	\$3.62
PELE Pennsylvania Electric	PELE - Trans Subs	SUMMIT TRANS SUB	35300 - Station Equipment	Relays	(\$366,277.02)	(\$24,235.16)	(\$342,041.86)
PELE Pennsylvania Electric	PELE - Trans Subs	SUMMIT TRANS SUB	35300 - Station Equipment	Relays	\$91,232.13	\$9,780.12	\$81,452.01
PELE Pennsylvania Electric	PELE - Trans Subs	SUMMIT TRANS SUB	35300 - Station Equipment	RTU - SCADA	\$45,684.52	\$15,232.49	\$30,452.03
PELE Pennsylvania Electric	PELE - Trans Subs	SUMMIT TRANS SUB	35300 - Station Equipment	Structure	\$212.89	\$202.58	\$10.31
PELE Pennsylvania Electric	PELE - Trans Subs	SUMMIT TRANS SUB	35300 - Station Equipment	Structure	\$284.23	\$261.74	\$22.49
PELE Pennsylvania Electric	PELE - Trans Subs	SUMMIT TRANS SUB	35300 - Station Equipment	Structure	\$494.92	\$472.47	\$22.45
PELE Pennsylvania Electric	PELE - Trans Subs	SUMMIT TRANS SUB	35300 - Station Equipment	Structure	\$756.12	\$623.82	\$132.30
PELE Pennsylvania Electric	PELE - Trans Subs	SUMMIT TRANS SUB	35300 - Station Equipment	Structure	\$1,900.76	\$1,730.36	\$170.40
PELE Pennsylvania Electric	PELE - Trans Subs	SUMMIT TRANS SUB	35300 - Station Equipment	Structure	\$2,527.00	\$2,381.31	\$145.69
PELE Pennsylvania Electric	PELE - Trans Subs	SUMMIT TRANS SUB	35300 - Station Equipment	Structure	\$2,839.59	\$1,705.49	\$1,134.10

Company	Major Location	Asset Location	Utility Account	Asset Retirement Unit	Book Cost	Allocated Reserve	Net Book Value
PELE Pennsylvania Electric	PELE - Trans Subs	SUMMIT TRANS SUB	35300 - Station Equipment	Structure	\$4,426.46	\$2,568.36	\$1,858.10
PELE Pennsylvania Electric	PELE - Trans Subs	SUMMIT TRANS SUB	35300 - Station Equipment	Structure	\$9,356.02	\$8,955.58	\$400.44
PELE Pennsylvania Electric	PELE - Trans Subs	SUMMIT TRANS SUB	35300 - Station Equipment	Structure	\$13,256.65	\$12,456.98	\$799.67
PELE Pennsylvania Electric	PELE - Trans Subs	SUMMIT TRANS SUB	35300 - Station Equipment	Structure	\$15,560.47	\$14,908.49	\$651.98
PELE Pennsylvania Electric	PELE - Trans Subs	SUMMIT TRANS SUB	35300 - Station Equipment	Switch	\$66.93	\$54.43	\$12.50
PELE Pennsylvania Electric	PELE - Trans Subs	SUMMIT TRANS SUB	35300 - Station Equipment	Switch	\$463.69	\$444.39	\$19.30
PELE Pennsylvania Electric	PELE - Trans Subs	SUMMIT TRANS SUB	35300 - Station Equipment	Switch	\$676.10	\$645.91	\$30.19
PELE Pennsylvania Electric	PELE - Trans Subs	SUMMIT TRANS SUB	35300 - Station Equipment	Switch	\$1,250.91	\$1,151.93	\$98.98
PELE Pennsylvania Electric	PELE - Trans Subs	SUMMIT TRANS SUB	35300 - Station Equipment	Switch	\$1,473.41	\$1,395.02	\$78.39
PELE Pennsylvania Electric	PELE - Trans Subs	SUMMIT TRANS SUB	35300 - Station Equipment	Switch	\$1,733.43	\$1,653.30	\$80.13
PELE Pennsylvania Electric	PELE - Trans Subs	SUMMIT TRANS SUB	35300 - Station Equipment	Switch	\$2,333.95	\$2,193.16	\$140.79
PELE Pennsylvania Electric	PELE - Trans Subs	SUMMIT TRANS SUB	35300 - Station Equipment	Switch	\$2,534.32	\$2,090.87	\$443.45
PELE Pennsylvania Electric	PELE - Trans Subs	SUMMIT TRANS SUB	35300 - Station Equipment	Switch	\$3,010.85	\$2,885.56	\$125.29
PELE Pennsylvania Electric	PELE - Trans Subs	SUMMIT TRANS SUB	35300 - Station Equipment	Switch	\$3,356.53	\$3,194.01	\$162.52
PELE Pennsylvania Electric	PELE - Trans Subs	SUMMIT TRANS SUB	35300 - Station Equipment	Switch	\$7,492.56	\$7,171.88	\$320.68
PELE Pennsylvania Electric	PELE - Trans Subs	SUMMIT TRANS SUB	35300 - Station Equipment	Switch	\$10,428.85	\$9,827.63	\$601.22
PELE Pennsylvania Electric	PELE - Trans Subs	SUMMIT TRANS SUB	35300 - Station Equipment	Switch	\$10,681.14	\$9,723.59	\$957.55
PELE Pennsylvania Electric	PELE - Trans Subs	SUMMIT TRANS SUB	35300 - Station Equipment	Switch	\$11,193.85	\$6,723.13	\$4,470.72
PELE Pennsylvania Electric	PELE - Trans Subs	SUMMIT TRANS SUB	35300 - Station Equipment	Switch	\$17,126.88	\$9,580.43	\$7,546.45
PELE Pennsylvania Electric	PELE - Trans Subs	SUMMIT TRANS SUB	35300 - Station Equipment	Switch	\$34,512.74	\$13,120.37	\$21,392.37
PELE Pennsylvania Electric	PELE - Trans Subs	SUMMIT TRANS SUB	35300 - Station Equipment	Switchgear	\$2,982.56	\$2,823.88	\$158.68
PELE Pennsylvania Electric	PELE - Trans Subs	SUMMIT TRANS SUB	35300 - Station Equipment	Transformer Track System	\$359.36	\$296.48	\$62.88
PELE Pennsylvania Electric	PELE - Trans Subs	SUMMIT TRANS SUB	35300 - Station Equipment	Transformer, Instrument	\$30.14	\$28.88	\$1.26
PELE Pennsylvania Electric	PELE - Trans Subs	SUMMIT TRANS SUB	35300 - Station Equipment	Transformer, Instrument	\$345.22	\$267.04	\$78.18
PELE Pennsylvania Electric	PELE - Trans Subs	SUMMIT TRANS SUB	35300 - Station Equipment	Transformer, Instrument	\$1,342.11	\$1,267.91	\$74.20
PELE Pennsylvania Electric	PELE - Trans Subs	SUMMIT TRANS SUB	35300 - Station Equipment	Transformer, Instrument	\$4,972.39	\$4,672.44	\$299.95
PELE Pennsylvania Electric	PELE - Trans Subs	SUMMIT TRANS SUB	35300 - Station Equipment	Transformer, Instrument	\$11,020.26	\$10,032.30	\$987.96
PELE Pennsylvania Electric	PELE - Trans Subs	SUMMIT TRANS SUB	35300 - Station Equipment	Transformer, Instrument	\$28,665.55	\$16,632.58	\$12,032.97
PELE Pennsylvania Electric	PELE - Trans Subs	SUMMIT TRANS SUB	35300 - Station Equipment	Transformer, Potential : Each	\$26,192.69	\$2,263.62	\$23,929.07
PELE Pennsylvania Electric	PELE - Trans Subs	SUMMIT TRANS SUB	35300 - Station Equipment	Transformer, Power	\$775.89	\$577.14	\$198.75
PELE Pennsylvania Electric	PELE - Trans Subs	SUMMIT TRANS SUB	35300 - Station Equipment	Transformer, Power	\$1,018.66	\$927.34	\$91.32
PELE Pennsylvania Electric	PELE - Trans Subs	SUMMIT TRANS SUB	35300 - Station Equipment	Transformer, Power	\$2,660.40	\$1,800.86	\$859.54
PELE Pennsylvania Electric	PELE - Trans Subs	SUMMIT TRANS SUB	35300 - Station Equipment	Transformer, Power	\$8,098.34	\$4,863.94	\$3,234.40
PELE Pennsylvania Electric	PELE - Trans Subs	SUMMIT TRANS SUB	35300 - Station Equipment	Transformer, Power	\$24,783.71	\$23,722.97	\$1,060.74
PELE Pennsylvania Electric	PELE - Trans Subs	SUMMIT TRANS SUB	35300 - Station Equipment	Transformer, Power	\$91,854.59	\$51,381.59	\$40,473.00
PELE Pennsylvania Electric	PELE - Trans Subs	SUMMIT TRANS SUB	35300 - Station Equipment	Transformer, Power	\$92,956.97	\$89,062.09	\$3,894.88
PELE Pennsylvania Electric	PELE - Trans Subs	SUMMIT TRANS SUB	35300 - Station Equipment	Transformer, Power	\$119,252.66	\$98,386.42	\$20,866.24
PELE Pennsylvania Electric	PELE - Trans Subs	SUMMIT TRANS SUB	35300 - Station Equipment	Wiring	\$39.12	\$32.72	\$6.40
PELE Pennsylvania Electric	PELE - Trans Subs	SUMMIT TRANS SUB	35300 - Station Equipment	Wiring	\$607.35	\$577.10	\$30.25
PELE Pennsylvania Electric	PELE - Trans Subs	SUMMIT TRANS SUB	35300 - Station Equipment	Wiring	\$1,021.21	\$966.88	\$54.33
PELE Pennsylvania Electric	PELE - Trans Subs	SUMMIT TRANS SUB	35300 - Station Equipment	Wiring	\$1,213.22	\$1,143.27	\$69.95
PELE Pennsylvania Electric	PELE - Trans Subs	SUMMIT TRANS SUB	35300 - Station Equipment	Wiring	\$2,345.88	\$2,135.57	\$210.31
PELE Pennsylvania Electric	PELE - Trans Subs	SUMMIT TRANS SUB	35300 - Station Equipment	Wiring	\$2,508.39	\$1,742.26	\$766.13
PELE Pennsylvania Electric	PELE - Trans Subs	SUMMIT TRANS SUB	35300 - Station Equipment	Wiring	\$2,542.35	\$2,097.51	\$444.84
PELE Pennsylvania Electric	PELE - Trans Subs	SUMMIT TRANS SUB	35300 - Station Equipment	Wiring	\$2,573.04	\$2,369.44	\$203.60
PELE Pennsylvania Electric	PELE - Trans Subs	SUMMIT TRANS SUB	35300 - Station Equipment	Wiring	\$3,219.64	\$1,801.00	\$1,418.64
PELE Pennsylvania Electric	PELE - Trans Subs	SUMMIT TRANS SUB	35300 - Station Equipment	Wiring	\$4,058.28	\$268.52	\$3,789.76
PELE Pennsylvania Electric	PELE - Trans Subs	SUMMIT TRANS SUB	35300 - Station Equipment	Wiring	\$4,101.81	\$3,926.25	\$175.56
PELE Pennsylvania Electric	PELE - Trans Subs	SUMMIT TRANS SUB	35300 - Station Equipment	Wiring	\$8,287.74	\$7,787.80	\$499.94
PELE Pennsylvania Electric	PELE - Trans Subs	SUMMIT TRANS SUB	35300 - Station Equipment	Wiring	\$21,568.18	\$12,954.07	\$8,614.11
PELE Pennsylvania Electric	PELE - Trans Subs	SUMMIT TRANS SUB	35300 - Station Equipment	Wiring	\$59,019.33	\$5,100.56	\$53,918.77
SUMMIT TRANS SUB Total					\$2,901,149.40	\$978,193.01	\$1,922,956.39
PELE Pennsylvania Electric	PELE SUBTRANS SUBS	TEAKETTLE TRANSMISSION METERING STATION	35300 - Station Equipment	Arrester, Lightning & Surge Protect	\$107.29	\$82.87	\$24.42
PELE Pennsylvania Electric	PELE SUBTRANS SUBS	TEAKETTLE TRANSMISSION METERING STATION	35300 - Station Equipment	Battery System	\$717.33	\$554.07	\$163.26

Company	Major Location	Asset Location	Utility Account	Asset Retirement Unit	Book Cost	Allocated Reserve	Net Book Value
PELE Pennsylvania Electric	PELE SUBTRANS SUBS	TEAKETTLE TRANSMISSION METERING STATION	35300 - Station Equipment	Battery System	\$1,309.30	\$993.96	\$315.34
PELE Pennsylvania Electric	PELE SUBTRANS SUBS	TEAKETTLE TRANSMISSION METERING STATION	35300 - Station Equipment	Battery System	\$4,865.84	\$2,346.73	\$2,519.11
PELE Pennsylvania Electric	PELE SUBTRANS SUBS	TEAKETTLE TRANSMISSION METERING STATION	35300 - Station Equipment	Conduit/Duct System	\$52.03	\$39.50	\$12.53
PELE Pennsylvania Electric	PELE SUBTRANS SUBS	TEAKETTLE TRANSMISSION METERING STATION	35300 - Station Equipment	Conduit/Duct System	\$608.04	\$469.66	\$138.38
PELE Pennsylvania Electric	PELE SUBTRANS SUBS	TEAKETTLE TRANSMISSION METERING STATION	35300 - Station Equipment	Controls and Instrumentation	\$195.92	\$148.73	\$47.19
PELE Pennsylvania Electric	PELE SUBTRANS SUBS	TEAKETTLE TRANSMISSION METERING STATION	35300 - Station Equipment	Controls and Instrumentation	\$235.85	\$195.88	\$39.97
PELE Pennsylvania Electric	PELE SUBTRANS SUBS	TEAKETTLE TRANSMISSION METERING STATION	35300 - Station Equipment	Controls and Instrumentation	\$474.63	\$418.86	\$55.77
PELE Pennsylvania Electric	PELE SUBTRANS SUBS	TEAKETTLE TRANSMISSION METERING STATION	35300 - Station Equipment	Controls and Instrumentation	\$548.43	\$423.62	\$124.81
PELE Pennsylvania Electric	PELE SUBTRANS SUBS	TEAKETTLE TRANSMISSION METERING STATION	35300 - Station Equipment	Controls and Instrumentation	\$907.34	\$786.89	\$120.45
PELE Pennsylvania Electric	PELE SUBTRANS SUBS	TEAKETTLE TRANSMISSION METERING STATION	35300 - Station Equipment	Equipment Protective Lighting & Pow	\$135.38	\$104.57	\$30.81
PELE Pennsylvania Electric	PELE SUBTRANS SUBS	TEAKETTLE TRANSMISSION METERING STATION	35300 - Station Equipment	Foundation - Equipment	\$1,289.04	\$995.67	\$293.37
PELE Pennsylvania Electric	PELE SUBTRANS SUBS	TEAKETTLE TRANSMISSION METERING STATION	35300 - Station Equipment	Grounding System, Station	\$194.65	\$147.76	\$46.89
PELE Pennsylvania Electric	PELE SUBTRANS SUBS	TEAKETTLE TRANSMISSION METERING STATION	35300 - Station Equipment	Grounding System, Station	\$574.38	\$443.66	\$130.72
PELE Pennsylvania Electric	PELE SUBTRANS SUBS	TEAKETTLE TRANSMISSION METERING STATION	35300 - Station Equipment	Grounding System, Station	\$737.30	\$612.34	\$124.96
PELE Pennsylvania Electric	PELE SUBTRANS SUBS	TEAKETTLE TRANSMISSION METERING STATION	35300 - Station Equipment	Minor Station Equipment	\$23,112.98	\$8,739.61	\$14,373.37
PELE Pennsylvania Electric	PELE SUBTRANS SUBS	TEAKETTLE TRANSMISSION METERING STATION	35300 - Station Equipment	Non-Unitized	\$1,353.71	\$37.08	\$1,316.63
PELE Pennsylvania Electric	PELE SUBTRANS SUBS	TEAKETTLE TRANSMISSION METERING STATION	35300 - Station Equipment	Switch	\$1,141.65	\$881.83	\$259.82
PELE Pennsylvania Electric	PELE SUBTRANS SUBS	TEAKETTLE TRANSMISSION METERING STATION	35300 - Station Equipment	Switch	\$8,326.46	\$6,321.04	\$2,005.42
PELE Pennsylvania Electric	PELE SUBTRANS SUBS	TEAKETTLE TRANSMISSION METERING STATION	35300 - Station Equipment	Switch	\$8,538.05	\$7,091.00	\$1,447.05
PELE Pennsylvania Electric	PELE SUBTRANS SUBS	TEAKETTLE TRANSMISSION METERING STATION	35300 - Station Equipment	Transformer, Power	\$152.45	\$130.94	\$21.51
PELE Pennsylvania Electric	PELE SUBTRANS SUBS	TEAKETTLE TRANSMISSION METERING STATION	35300 - Station Equipment	Transformer, Power	\$215.87	\$166.74	\$49.13
PELE Pennsylvania Electric	PELE SUBTRANS SUBS	TEAKETTLE TRANSMISSION METERING STATION	35300 - Station Equipment	Wiring	\$346.05	\$267.30	\$78.75
PELE Pennsylvania Electric	PELE SUBTRANS SUBS	TEAKETTLE TRANSMISSION METERING STATION	35300 - Station Equipment	Wiring	\$523.78	\$358.76	\$165.02
PELE Pennsylvania Electric	PELE SUBTRANS SUBS	TEAKETTLE TRANSMISSION METERING STATION	35300 - Station Equipment	Wiring	\$1,596.16	\$1,325.64	\$270.52
PELE Pennsylvania Electric	PELE SUBTRANS SUBS	TEAKETTLE TRANSMISSION METERING STATION	35300 - Station Equipment	Wood Pole	\$344.29	\$265.93	\$78.36
PELE Pennsylvania Electric	PELE SUBTRANS SUBS	TEAKETTLE TRANSMISSION METERING STATION	35300 - Station Equipment	Wood Pole	\$5,794.16	\$4,812.16	\$982.00
		TEAKETTLE TRANSMISSION METERING STATION Total			\$64,398.36	\$39,162.79	\$25,235.57
PELE Pennsylvania Electric	PELE - Trans Subs	THIRTY-FIRST STREET SUB	35300 - Station Equipment	Air Break	\$87,559.47	\$5,793.48	\$81,765.99
PELE Pennsylvania Electric	PELE - Trans Subs	THIRTY-FIRST STREET SUB	35300 - Station Equipment	Arrester, Lightning & Surge Protect	(\$10,273.50)	(\$679.76)	(\$9,593.74)
PELE Pennsylvania Electric	PELE - Trans Subs	THIRTY-FIRST STREET SUB	35300 - Station Equipment	Building	\$68,422.68	\$4,527.27	\$63,895.41
PELE Pennsylvania Electric	PELE - Trans Subs	THIRTY-FIRST STREET SUB	35300 - Station Equipment	Bus	\$55,655.05	\$3,682.48	\$51,972.57
PELE Pennsylvania Electric	PELE - Trans Subs	THIRTY-FIRST STREET SUB	35300 - Station Equipment	Cable Trench	\$31,382.20	\$2,076.44	\$29,305.76
PELE Pennsylvania Electric	PELE - Trans Subs	THIRTY-FIRST STREET SUB	35300 - Station Equipment	Cable, Wiring	\$42,703.01	\$2,825.50	\$39,877.51
PELE Pennsylvania Electric	PELE - Trans Subs	THIRTY-FIRST STREET SUB	35300 - Station Equipment	Circuit Breaker	(\$194,133.45)	(\$12,845.08)	(\$181,288.37)
PELE Pennsylvania Electric	PELE - Trans Subs	THIRTY-FIRST STREET SUB	35300 - Station Equipment	Conduit	\$40,084.90	\$2,652.27	\$37,432.63
PELE Pennsylvania Electric	PELE - Trans Subs	THIRTY-FIRST STREET SUB	35300 - Station Equipment	Coupling Capacitor	\$55,426.56	\$3,667.37	\$51,759.19
PELE Pennsylvania Electric	PELE - Trans Subs	THIRTY-FIRST STREET SUB	35300 - Station Equipment	Disconnect Switch	\$8,733.00	\$577.83	\$8,155.17
PELE Pennsylvania Electric	PELE - Trans Subs	THIRTY-FIRST STREET SUB	35300 - Station Equipment	Equipment Enclosure	\$1,991.08	\$131.74	\$1,859.34
PELE Pennsylvania Electric	PELE - Trans Subs	THIRTY-FIRST STREET SUB	35300 - Station Equipment	Fence	\$32,040.77	\$2,120.02	\$29,920.75
PELE Pennsylvania Electric	PELE - Trans Subs	THIRTY-FIRST STREET SUB	35300 - Station Equipment	Foundation - Equipment	(\$43,018.65)	(\$2,846.38)	(\$40,172.27)
PELE Pennsylvania Electric	PELE - Trans Subs	THIRTY-FIRST STREET SUB	35300 - Station Equipment	Grounding System, Station	(\$82,054.70)	(\$5,429.25)	(\$76,625.45)
PELE Pennsylvania Electric	PELE - Trans Subs	THIRTY-FIRST STREET SUB	35300 - Station Equipment	Insulator - transmission	(\$17,589.34)	(\$1,163.82)	(\$16,425.52)
PELE Pennsylvania Electric	PELE - Trans Subs	THIRTY-FIRST STREET SUB	35300 - Station Equipment	Inverter	(\$966.95)	(\$63.98)	(\$902.97)
PELE Pennsylvania Electric	PELE - Trans Subs	THIRTY-FIRST STREET SUB	35300 - Station Equipment	Lighting/Power System	\$9,304.16	\$615.62	\$8,688.54
PELE Pennsylvania Electric	PELE - Trans Subs	THIRTY-FIRST STREET SUB	35300 - Station Equipment	Revenue Metering Equipment	(\$5,150.01)	(\$340.76)	(\$4,809.25)
PELE Pennsylvania Electric	PELE - Trans Subs	THIRTY-FIRST STREET SUB	35300 - Station Equipment	RTU - SCADA	\$17,668.86	\$1,169.08	\$16,499.78
PELE Pennsylvania Electric	PELE - Trans Subs	THIRTY-FIRST STREET SUB	35300 - Station Equipment	Structure	(\$239,609.69)	(\$15,854.07)	(\$223,755.62)
PELE Pennsylvania Electric	PELE - Trans Subs	THIRTY-FIRST STREET SUB	35300 - Station Equipment	Transformer, Station Service : Each	\$39,597.41	\$2,620.01	\$36,977.40
PELE Pennsylvania Electric	PELE - Trans Subs	THIRTY-FIRST STREET SUB	35300 - Station Equipment	Wiring	\$102,227.14	\$6,763.98	\$95,463.16
		THIRTY-FIRST STREET SUB Total			\$0.00	\$0.01	(\$0.01)
PELE Pennsylvania Electric	PELE - Dist Subs	TIFFANY SUB	35300 - Station Equipment	Battery System	\$6,733.24	\$1,396.06	\$5,337.18
PELE Pennsylvania Electric	PELE - Dist Subs	TIFFANY SUB	35300 - Station Equipment	Non-Unitized	\$5,146.25	\$444.75	\$4,701.50
PELE Pennsylvania Electric	PELE - Dist Subs	TIFFANY SUB	35300 - Station Equipment	Non-Unitized	\$16,336.11	\$1,080.90	\$15,255.21
PELE Pennsylvania Electric	PELE - Dist Subs	TIFFANY SUB	35300 - Station Equipment	Non-Unitized	\$50,209.54	\$449.94	\$49,759.60

Company	Major Location	Asset Location	Utility Account	Asset Retirement Unit	Book Cost	Allocated Reserve	Net Book Value
		TIFFANY SUB Total			\$78,425.14	\$3,371.65	\$75,053.49
PELE Pennsylvania Electric	PELE - Dist Subs	TIMBLIN SUB	35300 - Station Equipment	Non-Unitized	(\$5,536.90)	(\$478.51)	(\$5,058.39)
PELE Pennsylvania Electric	PELE - Dist Subs	TIMBLIN SUB	35300 - Station Equipment	Non-Unitized	\$5,536.90	\$593.56	\$4,943.34
		TIMBLIN SUB Total			\$0.00	\$115.05	(\$115.05)
PELE Pennsylvania Electric	PELE - Trans Subs	TRADE CITY SWITCHING STATION	35300 - Station Equipment	Arrester, Lightning & Surge Protect	\$7,251.93	\$5,279.81	\$1,972.12
PELE Pennsylvania Electric	PELE - Trans Subs	TRADE CITY SWITCHING STATION	35300 - Station Equipment	Battery Charger	\$8,661.65	\$928.54	\$7,733.11
PELE Pennsylvania Electric	PELE - Trans Subs	TRADE CITY SWITCHING STATION	35300 - Station Equipment	Battery System	\$6,654.92	\$4,845.15	\$1,809.77
PELE Pennsylvania Electric	PELE - Trans Subs	TRADE CITY SWITCHING STATION	35300 - Station Equipment	Carrier Equipment System	\$525.22	\$454.98	\$70.24
PELE Pennsylvania Electric	PELE - Trans Subs	TRADE CITY SWITCHING STATION	35300 - Station Equipment	Carrier Equipment System	\$4,229.12	\$1,607.74	\$2,621.38
PELE Pennsylvania Electric	PELE - Trans Subs	TRADE CITY SWITCHING STATION	35300 - Station Equipment	Conduit/Duct System	\$338.71	\$246.60	\$92.11
PELE Pennsylvania Electric	PELE - Trans Subs	TRADE CITY SWITCHING STATION	35300 - Station Equipment	Controls and Instrumentation	\$71.01	\$61.51	\$9.50
PELE Pennsylvania Electric	PELE - Trans Subs	TRADE CITY SWITCHING STATION	35300 - Station Equipment	Controls and Instrumentation	\$5,857.10	\$4,264.28	\$1,592.82
PELE Pennsylvania Electric	PELE - Trans Subs	TRADE CITY SWITCHING STATION	35300 - Station Equipment	Controls and Instrumentation	\$19,410.14	\$11,657.92	\$7,752.22
PELE Pennsylvania Electric	PELE - Trans Subs	TRADE CITY SWITCHING STATION	35300 - Station Equipment	Grounding System, Station	\$3,698.95	\$2,693.04	\$1,005.91
PELE Pennsylvania Electric	PELE - Trans Subs	TRADE CITY SWITCHING STATION	35300 - Station Equipment	Non-Unitized	\$1,989.53	\$171.94	\$1,817.59
PELE Pennsylvania Electric	PELE - Trans Subs	TRADE CITY SWITCHING STATION	35300 - Station Equipment	Switch	\$266.34	\$230.72	\$35.62
PELE Pennsylvania Electric	PELE - Trans Subs	TRADE CITY SWITCHING STATION	35300 - Station Equipment	Switch	\$48,096.16	\$35,016.63	\$13,079.53
PELE Pennsylvania Electric	PELE - Trans Subs	TRADE CITY SWITCHING STATION	35300 - Station Equipment	Transformer, Instrument	\$15,843.20	\$11,534.72	\$4,308.48
PELE Pennsylvania Electric	PELE - Trans Subs	TRADE CITY SWITCHING STATION	35300 - Station Equipment	Wiring	\$5,556.04	\$4,045.10	\$1,510.94
		TRADE CITY SWITCHING STATION Total			\$128,450.02	\$83,038.67	\$45,411.35
PELE Pennsylvania Electric	PELE - Dist Subs	TYRONE NORTH SUB	35300 - Station Equipment	Switch	\$41,331.46	\$2,734.75	\$38,596.71
PELE Pennsylvania Electric	PELE - Dist Subs	TYRONE NORTH SUB	35300 - Station Equipment	Transformer, Potential : Each	\$683,392.58	\$45,217.51	\$638,175.07
		TYRONE NORTH SUB Total			\$724,724.04	\$47,952.26	\$676,771.78
PELE Pennsylvania Electric	PELE - Unspecified	Unspecified - PELE - WR Pa	35300 - Station Equipment	Battery System	\$22,741.79	\$7,050.56	\$15,691.23
PELE Pennsylvania Electric	PELE - Unspecified	Unspecified - PELE - WR Pa	35300 - Station Equipment	Controls and Instrumentation	\$79.60	\$73.30	\$6.30
PELE Pennsylvania Electric	PELE - Unspecified	Unspecified - PELE - WR Pa	35300 - Station Equipment	Minor Station Equipment	\$17,220.39	\$4,137.45	\$13,082.94
PELE Pennsylvania Electric	PELE - Unspecified	Unspecified - PELE - WR Pa	35300 - Station Equipment	Minor Station Equipment	\$25,870.04	\$7,416.09	\$18,453.95
PELE Pennsylvania Electric	PELE - Unspecified	Unspecified - PELE - WR Pa	35300 - Station Equipment	Minor Station Equipment	\$94,378.27	\$24,858.78	\$69,519.49
PELE Pennsylvania Electric	PELE - Unspecified	Unspecified - PELE - WR Pa	35300 - Station Equipment	Misc Tools & Equipment	\$9,813.69	\$456.11	\$9,357.58
PELE Pennsylvania Electric	PELE - Unspecified	Unspecified - PELE - WR Pa	35300 - Station Equipment	Non-Unitized	\$49.28	\$4.26	\$45.02
PELE Pennsylvania Electric	PELE - Unspecified	Unspecified - PELE - WR Pa	35300 - Station Equipment	Non-Unitized	\$39,552.51	\$1,083.52	\$38,468.99
PELE Pennsylvania Electric	PELE - Unspecified	Unspecified - PELE - WR Pa	35300 - Station Equipment	Non-Unitized	\$86,491.40	\$5,722.81	\$80,768.59
PELE Pennsylvania Electric	PELE - Unspecified	Unspecified - PELE - WR Pa	35300 - Station Equipment	Non-Unitized	\$641,018.62	\$5,744.31	\$635,274.31
PELE Pennsylvania Electric	PELE - Unspecified	Unspecified - PELE - WR Pa	35300 - Station Equipment	Non-Unitized	\$1,748,399.43	\$81,259.40	\$1,667,140.03
PELE Pennsylvania Electric	PELE - Unspecified	Unspecified - PELE - WR Pa	35300 - Station Equipment	Transformer, Instrument	\$495.77	\$456.54	\$39.23
PELE Pennsylvania Electric	PELE - Unspecified	Unspecified - PELE - WR Pa	35300 - Station Equipment	Transformer, Power	(\$200,877.27)	(\$57,584.88)	(\$143,292.39)
PELE Pennsylvania Electric	PELE - Unspecified	Unspecified - PELE - WR Pa	35300 - Station Equipment	Unspecified	\$13,055,288.55	\$606,763.47	\$12,448,525.08
PELE Pennsylvania Electric	PELE - Unspecified	Unspecified - PELE - WR Pa	35300 - Station Equipment	Unspecified Transfers	(\$79,736.84)	(\$24,720.52)	(\$55,016.32)
PELE Pennsylvania Electric	PELE - Unspecified	Unspecified - PELE - WR Pa	35300 - Station Equipment	Unspecified Transfers	(\$63,562.92)	(\$22,680.63)	(\$40,882.29)
PELE Pennsylvania Electric	PELE - Unspecified	Unspecified - PELE - WR Pa	35300 - Station Equipment	Unspecified Transfers	(\$8,502.06)	(\$3,232.15)	(\$5,269.91)
PELE Pennsylvania Electric	PELE - Unspecified	Unspecified - PELE - WR Pa	35300 - Station Equipment	Unspecified Transfers	\$4,083.29	\$1,361.48	\$2,721.81
PELE Pennsylvania Electric	PELE - Unspecified	Unspecified - PELE - WR Pa	35300 - Station Equipment	Unspecified Transfers	\$7,339.26	\$3,130.06	\$4,209.20
PELE Pennsylvania Electric	PELE - Unspecified	Unspecified - PELE - WR Pa	35300 - Station Equipment	Unspecified Transfers	\$10,053.97	\$2,648.17	\$7,405.80
PELE Pennsylvania Electric	PELE - Unspecified	Unspecified - PELE - WR Pa	35300 - Station Equipment	Unspecified Transfers	\$21,285.05	\$8,586.29	\$12,698.76
PELE Pennsylvania Electric	PELE - Unspecified	Unspecified - PELE - WR Pa	35300 - Station Equipment	Unspecified Transfers	\$315,332.33	\$90,395.38	\$224,936.95
		Unspecified - PELE - WR Pa Total			\$15,746,814.15	\$742,929.78	\$15,003,884.37
PELE Pennsylvania Electric	PELE - Trans Subs	VENANGO JUNCTION SWITCHING STATION	35300 - Station Equipment	Arrester, Lightning & Surge Protect	\$8,429.12	\$7,508.71	\$920.41
PELE Pennsylvania Electric	PELE - Trans Subs	VENANGO JUNCTION SWITCHING STATION	35300 - Station Equipment	Battery System	\$888.37	\$791.36	\$97.01
PELE Pennsylvania Electric	PELE - Trans Subs	VENANGO JUNCTION SWITCHING STATION	35300 - Station Equipment	Battery System	\$2,380.14	\$1,176.69	\$1,203.45
PELE Pennsylvania Electric	PELE - Trans Subs	VENANGO JUNCTION SWITCHING STATION	35300 - Station Equipment	Battery System	\$4,019.93	\$2,494.34	\$1,525.59
PELE Pennsylvania Electric	PELE - Trans Subs	VENANGO JUNCTION SWITCHING STATION	35300 - Station Equipment	Carrier Equipment System	\$8,334.95	\$3,168.61	\$5,166.34
PELE Pennsylvania Electric	PELE - Trans Subs	VENANGO JUNCTION SWITCHING STATION	35300 - Station Equipment	Carrier Equipment System	\$9,615.91	\$8,565.90	\$1,050.01
PELE Pennsylvania Electric	PELE - Trans Subs	VENANGO JUNCTION SWITCHING STATION	35300 - Station Equipment	Conduit/Duct System	\$2,558.19	\$2,278.85	\$279.34
PELE Pennsylvania Electric	PELE - Trans Subs	VENANGO JUNCTION SWITCHING STATION	35300 - Station Equipment	Controls and Instrumentation	\$4,301.96	\$3,832.20	\$469.76

Company	Major Location	Asset Location	Utility Account	Asset Retirement Unit	Book Cost	Allocated Reserve	Net Book Value
PELE Pennsylvania Electric	PELE - Trans Subs	VENANGO JUNCTION SWITCHING STATION	35300 - Station Equipment	Grounding System, Station	\$332.03	\$295.78	\$36.25
PELE Pennsylvania Electric	PELE - Trans Subs	VENANGO JUNCTION SWITCHING STATION	35300 - Station Equipment	Minor Station Equipment	\$13.03	\$11.61	\$1.42
PELE Pennsylvania Electric	PELE - Trans Subs	VENANGO JUNCTION SWITCHING STATION	35300 - Station Equipment	Non-Unitized	\$8,269.48	\$74.10	\$8,195.38
PELE Pennsylvania Electric	PELE - Trans Subs	VENANGO JUNCTION SWITCHING STATION	35300 - Station Equipment	Office Furniture	\$78.22	\$69.68	\$8.54
PELE Pennsylvania Electric	PELE - Trans Subs	VENANGO JUNCTION SWITCHING STATION	35300 - Station Equipment	Structure	\$36,183.94	\$32,232.84	\$3,951.10
PELE Pennsylvania Electric	PELE - Trans Subs	VENANGO JUNCTION SWITCHING STATION	35300 - Station Equipment	Switch	\$20,220.25	\$18,012.30	\$2,207.95
PELE Pennsylvania Electric	PELE - Trans Subs	VENANGO JUNCTION SWITCHING STATION	35300 - Station Equipment	Wiring	\$9,244.48	\$8,235.03	\$1,009.45
		VENANGO JUNCTION SWITCHING STATION Total			\$114,870.00	\$88,748.01	\$26,121.99
PELE Pennsylvania Electric	PELE - Trans Subs	WARREN TRANS SUB	35300 - Station Equipment	Air Handling Unit	\$7,854.43	\$1,706.96	\$6,147.47
PELE Pennsylvania Electric	PELE - Trans Subs	WARREN TRANS SUB	35300 - Station Equipment	Arrester, Lightning & Surge Protect	\$315.79	\$294.73	\$21.06
PELE Pennsylvania Electric	PELE - Trans Subs	WARREN TRANS SUB	35300 - Station Equipment	Arrester, Lightning & Surge Protect	\$553.33	\$522.74	\$30.59
PELE Pennsylvania Electric	PELE - Trans Subs	WARREN TRANS SUB	35300 - Station Equipment	Arrester, Lightning & Surge Protect	\$737.16	\$599.41	\$137.75
PELE Pennsylvania Electric	PELE - Trans Subs	WARREN TRANS SUB	35300 - Station Equipment	Arrester, Lightning & Surge Protect	\$768.17	\$699.31	\$68.86
PELE Pennsylvania Electric	PELE - Trans Subs	WARREN TRANS SUB	35300 - Station Equipment	Arrester, Lightning & Surge Protect	\$942.72	\$620.94	\$321.78
PELE Pennsylvania Electric	PELE - Trans Subs	WARREN TRANS SUB	35300 - Station Equipment	Arrester, Lightning & Surge Protect	\$2,360.96	\$2,251.82	\$109.14
PELE Pennsylvania Electric	PELE - Trans Subs	WARREN TRANS SUB	35300 - Station Equipment	Arrester, Lightning & Surge Protect	\$2,704.16	\$2,445.53	\$258.63
PELE Pennsylvania Electric	PELE - Trans Subs	WARREN TRANS SUB	35300 - Station Equipment	Arrester, Lightning & Surge Protect	\$7,134.87	\$472.08	\$6,662.79
PELE Pennsylvania Electric	PELE - Trans Subs	WARREN TRANS SUB	35300 - Station Equipment	Arrester, Lightning & Surge Protect	\$7,231.52	\$6,492.82	\$738.70
PELE Pennsylvania Electric	PELE - Trans Subs	WARREN TRANS SUB	35300 - Station Equipment	Arrester, Lightning & Surge Protect	\$47,617.56	\$20,307.99	\$27,309.57
PELE Pennsylvania Electric	PELE - Trans Subs	WARREN TRANS SUB	35300 - Station Equipment	Arrester, Lightning Mass	\$4,621.64	\$305.79	\$4,315.85
PELE Pennsylvania Electric	PELE - Trans Subs	WARREN TRANS SUB	35300 - Station Equipment	Battery Charger	\$2,947.20	\$315.94	\$2,631.26
PELE Pennsylvania Electric	PELE - Trans Subs	WARREN TRANS SUB	35300 - Station Equipment	Battery System	\$10,362.41	\$4,419.37	\$5,943.04
PELE Pennsylvania Electric	PELE - Trans Subs	WARREN TRANS SUB	35300 - Station Equipment	Bus	\$35,445.57	\$6,898.63	\$28,546.94
PELE Pennsylvania Electric	PELE - Trans Subs	WARREN TRANS SUB	35300 - Station Equipment	Bus	\$683,260.66	\$243,802.27	\$439,458.39
PELE Pennsylvania Electric	PELE - Trans Subs	WARREN TRANS SUB	35300 - Station Equipment	Bushings	\$35,434.26	\$3,062.30	\$32,371.96
PELE Pennsylvania Electric	PELE - Trans Subs	WARREN TRANS SUB	35300 - Station Equipment	Bus-Insulators	\$5,552.10	\$258.04	\$5,294.06
PELE Pennsylvania Electric	PELE - Trans Subs	WARREN TRANS SUB	35300 - Station Equipment	Bus-Insulators	\$5,591.68	\$599.44	\$4,992.24
PELE Pennsylvania Electric	PELE - Trans Subs	WARREN TRANS SUB	35300 - Station Equipment	Cable, Wiring	(\$52,713.36)	(\$9,078.10)	(\$43,635.26)
PELE Pennsylvania Electric	PELE - Trans Subs	WARREN TRANS SUB	35300 - Station Equipment	Cable, Wiring	\$27,669.24	\$5,385.15	\$22,284.09
PELE Pennsylvania Electric	PELE - Trans Subs	WARREN TRANS SUB	35300 - Station Equipment	Capacitor Bank	\$142.10	\$105.70	\$36.40
PELE Pennsylvania Electric	PELE - Trans Subs	WARREN TRANS SUB	35300 - Station Equipment	Capacitor Bank	\$204.64	\$148.99	\$55.65
PELE Pennsylvania Electric	PELE - Trans Subs	WARREN TRANS SUB	35300 - Station Equipment	Capacitor Bank	\$1,001.02	\$905.28	\$95.74
PELE Pennsylvania Electric	PELE - Trans Subs	WARREN TRANS SUB	35300 - Station Equipment	Capacitor Bank	\$7,252.93	\$777.51	\$6,475.42
PELE Pennsylvania Electric	PELE - Trans Subs	WARREN TRANS SUB	35300 - Station Equipment	Capacitor Bank	\$32,352.75	\$30,303.99	\$2,048.76
PELE Pennsylvania Electric	PELE - Trans Subs	WARREN TRANS SUB	35300 - Station Equipment	Capacitor Bank	\$543,600.26	\$168,530.43	\$375,069.83
PELE Pennsylvania Electric	PELE - Trans Subs	WARREN TRANS SUB	35300 - Station Equipment	Carrier Equipment System	\$284.00	\$266.01	\$17.99
PELE Pennsylvania Electric	PELE - Trans Subs	WARREN TRANS SUB	35300 - Station Equipment	Carrier Equipment System	\$1,315.69	\$1,254.87	\$60.82
PELE Pennsylvania Electric	PELE - Trans Subs	WARREN TRANS SUB	35300 - Station Equipment	Carrier Equipment System	\$2,878.31	\$2,686.38	\$191.93
PELE Pennsylvania Electric	PELE - Trans Subs	WARREN TRANS SUB	35300 - Station Equipment	Carrier Equipment System	\$9,444.96	\$3,370.16	\$6,074.80
PELE Pennsylvania Electric	PELE - Trans Subs	WARREN TRANS SUB	35300 - Station Equipment	Carrier Equipment System	\$157,226.16	\$67,053.98	\$90,172.18
PELE Pennsylvania Electric	PELE - Trans Subs	WARREN TRANS SUB	35300 - Station Equipment	Circuit Breaker	\$1,607.95	\$1,344.69	\$263.26
PELE Pennsylvania Electric	PELE - Trans Subs	WARREN TRANS SUB	35300 - Station Equipment	Circuit Breaker	\$13,959.03	\$12,623.98	\$1,335.05
PELE Pennsylvania Electric	PELE - Trans Subs	WARREN TRANS SUB	35300 - Station Equipment	Circuit Breaker	\$15,417.74	\$14,705.03	\$712.71
PELE Pennsylvania Electric	PELE - Trans Subs	WARREN TRANS SUB	35300 - Station Equipment	Circuit Breaker	\$20,906.92	\$10,335.93	\$10,570.99
PELE Pennsylvania Electric	PELE - Trans Subs	WARREN TRANS SUB	35300 - Station Equipment	Circuit Breaker	\$29,034.88	\$27,098.75	\$1,936.13
PELE Pennsylvania Electric	PELE - Trans Subs	WARREN TRANS SUB	35300 - Station Equipment	Circuit Breaker	\$125,867.88	\$24,497.17	\$101,370.71
PELE Pennsylvania Electric	PELE - Trans Subs	WARREN TRANS SUB	35300 - Station Equipment	Circuit Breaker	\$191,596.34	\$98,943.96	\$92,652.38
PELE Pennsylvania Electric	PELE - Trans Subs	WARREN TRANS SUB	35300 - Station Equipment	Circuit Breaker	\$199,557.63	\$111,628.48	\$87,929.15
PELE Pennsylvania Electric	PELE - Trans Subs	WARREN TRANS SUB	35300 - Station Equipment	Circuit Breaker	\$879,907.65	\$375,263.97	\$504,643.68
PELE Pennsylvania Electric	PELE - Trans Subs	WARREN TRANS SUB	35300 - Station Equipment	Conduit	\$588.52	\$101.35	\$487.17
PELE Pennsylvania Electric	PELE - Trans Subs	WARREN TRANS SUB	35300 - Station Equipment	Conduit	\$11,393.22	\$2,217.42	\$9,175.80
PELE Pennsylvania Electric	PELE - Trans Subs	WARREN TRANS SUB	35300 - Station Equipment	Conduit/Duct System	\$505.36	\$260.98	\$244.38
PELE Pennsylvania Electric	PELE - Trans Subs	WARREN TRANS SUB	35300 - Station Equipment	Conduit/Duct System	\$545.06	\$508.71	\$36.35
PELE Pennsylvania Electric	PELE - Trans Subs	WARREN TRANS SUB	35300 - Station Equipment	Conduit/Duct System	\$1,238.77	\$692.95	\$545.82

Company	Major Location	Asset Location	Utility Account	Asset Retirement Unit	Book Cost	Allocated Reserve	Net Book Value
PELE Pennsylvania Electric	PELE - Trans Subs	WARREN TRANS SUB	35300 - Station Equipment	Conduit/Duct System	\$1,559.04	\$1,409.93	\$149.11
PELE Pennsylvania Electric	PELE - Trans Subs	WARREN TRANS SUB	35300 - Station Equipment	Conduit/Duct System	\$5,136.69	\$2,190.70	\$2,945.99
PELE Pennsylvania Electric	PELE - Trans Subs	WARREN TRANS SUB	35300 - Station Equipment	Conduit/Duct System	\$6,280.86	\$1,081.67	\$5,199.19
PELE Pennsylvania Electric	PELE - Trans Subs	WARREN TRANS SUB	35300 - Station Equipment	Conduit/Duct System	\$52,259.53	\$49,843.72	\$2,415.81
PELE Pennsylvania Electric	PELE - Trans Subs	WARREN TRANS SUB	35300 - Station Equipment	Control Wiring	\$18,988.68	\$3,695.69	\$15,292.99
PELE Pennsylvania Electric	PELE - Trans Subs	WARREN TRANS SUB	35300 - Station Equipment	Control Wiring	\$112,393.02	\$19,355.92	\$93,037.10
PELE Pennsylvania Electric	PELE - Trans Subs	WARREN TRANS SUB	35300 - Station Equipment	Controls and Instrumentation	\$113.29	\$106.46	\$6.83
PELE Pennsylvania Electric	PELE - Trans Subs	WARREN TRANS SUB	35300 - Station Equipment	Controls and Instrumentation	\$200.49	\$186.37	\$14.12
PELE Pennsylvania Electric	PELE - Trans Subs	WARREN TRANS SUB	35300 - Station Equipment	Controls and Instrumentation	\$263.80	\$217.64	\$46.16
PELE Pennsylvania Electric	PELE - Trans Subs	WARREN TRANS SUB	35300 - Station Equipment	Controls and Instrumentation	\$668.25	\$558.84	\$109.41
PELE Pennsylvania Electric	PELE - Trans Subs	WARREN TRANS SUB	35300 - Station Equipment	Controls and Instrumentation	\$685.13	\$623.71	\$61.42
PELE Pennsylvania Electric	PELE - Trans Subs	WARREN TRANS SUB	35300 - Station Equipment	Controls and Instrumentation	\$972.21	\$850.71	\$121.50
PELE Pennsylvania Electric	PELE - Trans Subs	WARREN TRANS SUB	35300 - Station Equipment	Controls and Instrumentation	\$1,203.54	\$913.49	\$290.05
PELE Pennsylvania Electric	PELE - Trans Subs	WARREN TRANS SUB	35300 - Station Equipment	Controls and Instrumentation	\$1,348.04	\$1,079.21	\$268.83
PELE Pennsylvania Electric	PELE - Trans Subs	WARREN TRANS SUB	35300 - Station Equipment	Controls and Instrumentation	\$2,226.98	\$1,198.33	\$1,028.65
PELE Pennsylvania Electric	PELE - Trans Subs	WARREN TRANS SUB	35300 - Station Equipment	Controls and Instrumentation	\$3,867.50	\$1,997.25	\$1,870.25
PELE Pennsylvania Electric	PELE - Trans Subs	WARREN TRANS SUB	35300 - Station Equipment	Controls and Instrumentation	\$6,589.73	\$3,957.86	\$2,631.87
PELE Pennsylvania Electric	PELE - Trans Subs	WARREN TRANS SUB	35300 - Station Equipment	Controls and Instrumentation	\$12,154.78	\$11,344.27	\$810.51
PELE Pennsylvania Electric	PELE - Trans Subs	WARREN TRANS SUB	35300 - Station Equipment	Controls and Instrumentation	\$21,812.22	\$19,726.08	\$2,086.14
PELE Pennsylvania Electric	PELE - Trans Subs	WARREN TRANS SUB	35300 - Station Equipment	Controls and Instrumentation	\$80,671.61	\$76,942.39	\$3,729.22
PELE Pennsylvania Electric	PELE - Trans Subs	WARREN TRANS SUB	35300 - Station Equipment	Controls and Instrumentation	\$99,052.32	\$48,969.32	\$50,083.00
PELE Pennsylvania Electric	PELE - Trans Subs	WARREN TRANS SUB	35300 - Station Equipment	Controls and Instrumentation	\$132,595.71	\$87,336.66	\$45,259.05
PELE Pennsylvania Electric	PELE - Trans Subs	WARREN TRANS SUB	35300 - Station Equipment	Controls and Instrumentation	\$233,603.23	\$99,627.36	\$133,975.87
PELE Pennsylvania Electric	PELE - Trans Subs	WARREN TRANS SUB	35300 - Station Equipment	Equipment Protective Lighting & Pow	\$376.78	\$160.69	\$216.09
PELE Pennsylvania Electric	PELE - Trans Subs	WARREN TRANS SUB	35300 - Station Equipment	Equipment Spill and Leakage System	\$3,498.72	\$1,492.14	\$2,006.58
PELE Pennsylvania Electric	PELE - Trans Subs	WARREN TRANS SUB	35300 - Station Equipment	Fire Protection System for Equipmnt	\$368.52	\$157.17	\$211.35
PELE Pennsylvania Electric	PELE - Trans Subs	WARREN TRANS SUB	35300 - Station Equipment	Fire Protection System for Equipmnt	\$18,635.12	\$17,773.67	\$861.45
PELE Pennsylvania Electric	PELE - Trans Subs	WARREN TRANS SUB	35300 - Station Equipment	Foundation - Equipment	\$254.59	\$237.61	\$16.98
PELE Pennsylvania Electric	PELE - Trans Subs	WARREN TRANS SUB	35300 - Station Equipment	Foundation - Equipment	\$632.76	\$529.17	\$103.59
PELE Pennsylvania Electric	PELE - Trans Subs	WARREN TRANS SUB	35300 - Station Equipment	Foundation - Equipment	\$2,065.13	\$1,867.62	\$197.51
PELE Pennsylvania Electric	PELE - Trans Subs	WARREN TRANS SUB	35300 - Station Equipment	Foundation - Equipment	\$2,940.23	\$1,253.95	\$1,686.28
PELE Pennsylvania Electric	PELE - Trans Subs	WARREN TRANS SUB	35300 - Station Equipment	Foundation - Equipment	\$8,615.79	\$1,483.78	\$7,132.01
PELE Pennsylvania Electric	PELE - Trans Subs	WARREN TRANS SUB	35300 - Station Equipment	Foundation - Equipment	\$8,687.01	\$8,285.44	\$401.57
PELE Pennsylvania Electric	PELE - Trans Subs	WARREN TRANS SUB	35300 - Station Equipment	Foundation - Equipment	\$88,624.15	\$17,248.57	\$71,375.58
PELE Pennsylvania Electric	PELE - Trans Subs	WARREN TRANS SUB	35300 - Station Equipment	Fuse Equipment	\$12,172.52	\$2,096.31	\$10,076.21
PELE Pennsylvania Electric	PELE - Trans Subs	WARREN TRANS SUB	35300 - Station Equipment	Ground	\$8,022.28	\$1,381.57	\$6,640.71
PELE Pennsylvania Electric	PELE - Trans Subs	WARREN TRANS SUB	35300 - Station Equipment	Grounding System, Station	\$258.57	\$241.33	\$17.24
PELE Pennsylvania Electric	PELE - Trans Subs	WARREN TRANS SUB	35300 - Station Equipment	Grounding System, Station	\$506.33	\$457.90	\$48.43
PELE Pennsylvania Electric	PELE - Trans Subs	WARREN TRANS SUB	35300 - Station Equipment	Grounding System, Station	\$6,036.70	\$1,039.61	\$4,997.09
PELE Pennsylvania Electric	PELE - Trans Subs	WARREN TRANS SUB	35300 - Station Equipment	Grounding System, Station	\$11,411.99	\$10,884.45	\$527.54
PELE Pennsylvania Electric	PELE - Trans Subs	WARREN TRANS SUB	35300 - Station Equipment	Grounding Transformer	\$21,207.42	\$8,554.97	\$12,652.45
PELE Pennsylvania Electric	PELE - Trans Subs	WARREN TRANS SUB	35300 - Station Equipment	HVAC	\$1,206.55	\$1,150.78	\$55.77
PELE Pennsylvania Electric	PELE - Trans Subs	WARREN TRANS SUB	35300 - Station Equipment	Line Wave Trap	\$19,566.53	\$3,369.67	\$16,196.86
PELE Pennsylvania Electric	PELE - Trans Subs	WARREN TRANS SUB	35300 - Station Equipment	Minor Station Equipment	(\$4,388.44)	(\$2,454.80)	(\$1,933.64)
PELE Pennsylvania Electric	PELE - Trans Subs	WARREN TRANS SUB	35300 - Station Equipment	Minor Station Equipment	\$258.19	\$246.26	\$11.93
PELE Pennsylvania Electric	PELE - Trans Subs	WARREN TRANS SUB	35300 - Station Equipment	Minor Station Equipment	\$18,715.63	\$6,678.15	\$12,037.48
PELE Pennsylvania Electric	PELE - Trans Subs	WARREN TRANS SUB	35300 - Station Equipment	Non-Unitized	(\$3,714.40)	(\$245.77)	(\$3,468.63)
PELE Pennsylvania Electric	PELE - Trans Subs	WARREN TRANS SUB	35300 - Station Equipment	Non-Unitized	\$2.71	\$0.03	\$2.68
PELE Pennsylvania Electric	PELE - Trans Subs	WARREN TRANS SUB	35300 - Station Equipment	Non-Unitized	\$539.55	\$46.63	\$492.92
PELE Pennsylvania Electric	PELE - Trans Subs	WARREN TRANS SUB	35300 - Station Equipment	Non-Unitized	\$8,482.06	\$394.22	\$8,087.84
PELE Pennsylvania Electric	PELE - Trans Subs	WARREN TRANS SUB	35300 - Station Equipment	Non-Unitized	\$10,421.65	\$285.50	\$10,136.15
PELE Pennsylvania Electric	PELE - Trans Subs	WARREN TRANS SUB	35300 - Station Equipment	Panel, A.C. Distribution	\$6,065.63	\$1,044.60	\$5,021.03
PELE Pennsylvania Electric	PELE - Trans Subs	WARREN TRANS SUB	35300 - Station Equipment	Relays	\$2,707,289.28	\$233,969.07	\$2,473,320.21
PELE Pennsylvania Electric	PELE - Trans Subs	WARREN TRANS SUB	35300 - Station Equipment	Revenue Metering Equipment	\$11,942.27	\$1,032.07	\$10,910.20

Company	Major Location	Asset Location	Utility Account	Asset Retirement Unit	Book Cost	Allocated Reserve	Net Book Value
PELE Pennsylvania Electric	PELE - Trans Subs	WARREN TRANS SUB	35300 - Station Equipment	RTU - SCADA	\$53,891.67	\$10,488.72	\$43,402.95
PELE Pennsylvania Electric	PELE - Trans Subs	WARREN TRANS SUB	35300 - Station Equipment	RTU - SCADA	\$81,040.14	\$5,362.12	\$75,678.02
PELE Pennsylvania Electric	PELE - Trans Subs	WARREN TRANS SUB	35300 - Station Equipment	Steel Pole Fully Dressed	\$7,201.58	\$3,071.34	\$4,130.24
PELE Pennsylvania Electric	PELE - Trans Subs	WARREN TRANS SUB	35300 - Station Equipment	Structural Steel Support	\$17,231.58	\$2,967.56	\$14,264.02
PELE Pennsylvania Electric	PELE - Trans Subs	WARREN TRANS SUB	35300 - Station Equipment	Structure	\$32.73	\$30.66	\$2.07
PELE Pennsylvania Electric	PELE - Trans Subs	WARREN TRANS SUB	35300 - Station Equipment	Structure	\$332.12	\$309.97	\$22.15
PELE Pennsylvania Electric	PELE - Trans Subs	WARREN TRANS SUB	35300 - Station Equipment	Structure	\$3,085.78	\$2,790.65	\$295.13
PELE Pennsylvania Electric	PELE - Trans Subs	WARREN TRANS SUB	35300 - Station Equipment	Structure	\$157,017.60	\$149,759.13	\$7,258.47
PELE Pennsylvania Electric	PELE - Trans Subs	WARREN TRANS SUB	35300 - Station Equipment	Structure	\$187,958.49	\$80,160.75	\$107,797.74
PELE Pennsylvania Electric	PELE - Trans Subs	WARREN TRANS SUB	35300 - Station Equipment	Switch	\$2,207.08	\$1,766.94	\$440.14
PELE Pennsylvania Electric	PELE - Trans Subs	WARREN TRANS SUB	35300 - Station Equipment	Switch	\$12,860.31	\$12,002.75	\$857.56
PELE Pennsylvania Electric	PELE - Trans Subs	WARREN TRANS SUB	35300 - Station Equipment	Switch	\$13,983.55	\$12,646.14	\$1,337.41
PELE Pennsylvania Electric	PELE - Trans Subs	WARREN TRANS SUB	35300 - Station Equipment	Switch	\$16,183.12	\$3,517.00	\$12,666.12
PELE Pennsylvania Electric	PELE - Trans Subs	WARREN TRANS SUB	35300 - Station Equipment	Switch	\$61,429.18	\$58,589.49	\$2,839.69
PELE Pennsylvania Electric	PELE - Trans Subs	WARREN TRANS SUB	35300 - Station Equipment	Switch	\$131,103.63	\$25,516.18	\$105,587.45
PELE Pennsylvania Electric	PELE - Trans Subs	WARREN TRANS SUB	35300 - Station Equipment	Switch	\$134,190.24	\$57,229.60	\$76,960.64
PELE Pennsylvania Electric	PELE - Trans Subs	WARREN TRANS SUB	35300 - Station Equipment	Switching Equipment	\$30,690.95	\$10,951.20	\$19,739.75
PELE Pennsylvania Electric	PELE - Trans Subs	WARREN TRANS SUB	35300 - Station Equipment	Transformer, Instrument	\$24.18	\$22.38	\$1.80
PELE Pennsylvania Electric	PELE - Trans Subs	WARREN TRANS SUB	35300 - Station Equipment	Transformer, Instrument	\$30.82	\$29.53	\$1.29
PELE Pennsylvania Electric	PELE - Trans Subs	WARREN TRANS SUB	35300 - Station Equipment	Transformer, Instrument	\$9,845.86	\$9,390.72	\$455.14
PELE Pennsylvania Electric	PELE - Trans Subs	WARREN TRANS SUB	35300 - Station Equipment	Transformer, Instrument	\$19,536.53	\$13,224.57	\$6,311.96
PELE Pennsylvania Electric	PELE - Trans Subs	WARREN TRANS SUB	35300 - Station Equipment	Transformer, Potential : Each	\$122,925.03	\$23,924.41	\$99,000.62
PELE Pennsylvania Electric	PELE - Trans Subs	WARREN TRANS SUB	35300 - Station Equipment	Transformer, Power	\$7,514.35	\$6,284.08	\$1,230.27
PELE Pennsylvania Electric	PELE - Trans Subs	WARREN TRANS SUB	35300 - Station Equipment	Transformer, Power	\$11,298.08	\$10,217.52	\$1,080.56
PELE Pennsylvania Electric	PELE - Trans Subs	WARREN TRANS SUB	35300 - Station Equipment	Transformer, Power	\$227,988.10	\$217,448.87	\$10,539.23
PELE Pennsylvania Electric	PELE - Trans Subs	WARREN TRANS SUB	35300 - Station Equipment	Transformer, Power	\$1,672,162.75	\$713,145.79	\$959,016.96
PELE Pennsylvania Electric	PELE - Trans Subs	WARREN TRANS SUB	35300 - Station Equipment	Wiring	\$485.83	\$451.62	\$34.21
PELE Pennsylvania Electric	PELE - Trans Subs	WARREN TRANS SUB	35300 - Station Equipment	Wiring	\$1,090.45	\$827.66	\$262.79
PELE Pennsylvania Electric	PELE - Trans Subs	WARREN TRANS SUB	35300 - Station Equipment	Wiring	\$1,143.09	\$565.12	\$577.97
PELE Pennsylvania Electric	PELE - Trans Subs	WARREN TRANS SUB	35300 - Station Equipment	Wiring	\$2,582.74	\$2,410.52	\$172.22
PELE Pennsylvania Electric	PELE - Trans Subs	WARREN TRANS SUB	35300 - Station Equipment	Wiring	\$3,927.95	\$2,028.46	\$1,899.49
PELE Pennsylvania Electric	PELE - Trans Subs	WARREN TRANS SUB	35300 - Station Equipment	Wiring	\$5,477.63	\$362.43	\$5,115.20
PELE Pennsylvania Electric	PELE - Trans Subs	WARREN TRANS SUB	35300 - Station Equipment	Wiring	\$6,505.96	\$5,883.73	\$622.23
PELE Pennsylvania Electric	PELE - Trans Subs	WARREN TRANS SUB	35300 - Station Equipment	Wiring	\$7,244.05	\$1,247.55	\$5,996.50
PELE Pennsylvania Electric	PELE - Trans Subs	WARREN TRANS SUB	35300 - Station Equipment	Wiring	\$42,665.56	\$40,693.25	\$1,972.31
PELE Pennsylvania Electric	PELE - Trans Subs	WARREN TRANS SUB	35300 - Station Equipment	Wiring	\$109,784.64	\$46,821.07	\$62,963.57
		WARREN TRANS SUB Total			\$10,012,243.66	\$3,534,025.19	\$6,478,218.47
PELE Pennsylvania Electric	PELE SUBTRANS SUBS	WARRIOR RIDGE TRANS SUB	35300 - Station Equipment	Arrester, Lightning & Surge Protect	\$36.68	\$21.28	\$15.40
PELE Pennsylvania Electric	PELE SUBTRANS SUBS	WARRIOR RIDGE TRANS SUB	35300 - Station Equipment	Arrester, Lightning & Surge Protect	\$1,233.98	\$1,011.85	\$222.13
PELE Pennsylvania Electric	PELE SUBTRANS SUBS	WARRIOR RIDGE TRANS SUB	35300 - Station Equipment	Arrester, Lightning & Surge Protect	\$1,349.24	\$1,199.99	\$149.25
PELE Pennsylvania Electric	PELE SUBTRANS SUBS	WARRIOR RIDGE TRANS SUB	35300 - Station Equipment	Arrester, Lightning & Surge Protect	\$8,724.25	\$7,057.20	\$1,667.05
PELE Pennsylvania Electric	PELE SUBTRANS SUBS	WARRIOR RIDGE TRANS SUB	35300 - Station Equipment	Battery Charger	\$7,631.96	\$495.58	\$7,136.38
PELE Pennsylvania Electric	PELE SUBTRANS SUBS	WARRIOR RIDGE TRANS SUB	35300 - Station Equipment	Battery System	\$5,755.17	\$3,445.36	\$2,309.81
PELE Pennsylvania Electric	PELE SUBTRANS SUBS	WARRIOR RIDGE TRANS SUB	35300 - Station Equipment	Bus-Insulators	\$1,106.63	\$115.34	\$991.29
PELE Pennsylvania Electric	PELE SUBTRANS SUBS	WARRIOR RIDGE TRANS SUB	35300 - Station Equipment	Circuit Breaker	\$503.52	\$432.45	\$71.07
PELE Pennsylvania Electric	PELE SUBTRANS SUBS	WARRIOR RIDGE TRANS SUB	35300 - Station Equipment	Circuit Breaker	\$9,642.36	\$9,042.69	\$599.67
PELE Pennsylvania Electric	PELE SUBTRANS SUBS	WARRIOR RIDGE TRANS SUB	35300 - Station Equipment	Circuit Breaker	\$32,458.90	\$30,256.88	\$2,202.02
PELE Pennsylvania Electric	PELE SUBTRANS SUBS	WARRIOR RIDGE TRANS SUB	35300 - Station Equipment	Circuit Breaker	\$131,448.03	\$68,663.92	\$62,784.11
PELE Pennsylvania Electric	PELE SUBTRANS SUBS	WARRIOR RIDGE TRANS SUB	35300 - Station Equipment	Conduit/Duct System	\$30.66	\$20.50	\$10.16
PELE Pennsylvania Electric	PELE SUBTRANS SUBS	WARRIOR RIDGE TRANS SUB	35300 - Station Equipment	Conduit/Duct System	\$35.87	\$34.16	\$1.71
PELE Pennsylvania Electric	PELE SUBTRANS SUBS	WARRIOR RIDGE TRANS SUB	35300 - Station Equipment	Conduit/Duct System	\$39.06	\$36.96	\$2.10
PELE Pennsylvania Electric	PELE SUBTRANS SUBS	WARRIOR RIDGE TRANS SUB	35300 - Station Equipment	Conduit/Duct System	\$43.77	\$38.62	\$5.15
PELE Pennsylvania Electric	PELE SUBTRANS SUBS	WARRIOR RIDGE TRANS SUB	35300 - Station Equipment	Conduit/Duct System	\$51.21	\$48.72	\$2.49
PELE Pennsylvania Electric	PELE SUBTRANS SUBS	WARRIOR RIDGE TRANS SUB	35300 - Station Equipment	Conduit/Duct System	\$101.55	\$96.50	\$5.05

Company	Major Location	Asset Location	Utility Account	Asset Retirement Unit	Book Cost	Allocated Reserve	Net Book Value
PELE Pennsylvania Electric	PELE SUBTRANS SUBS	WARRIOR RIDGE TRANS SUB	35300 - Station Equipment	Conduit/Duct System	\$188.67	\$167.80	\$20.87
PELE Pennsylvania Electric	PELE SUBTRANS SUBS	WARRIOR RIDGE TRANS SUB	35300 - Station Equipment	Conduit/Duct System	\$943.11	\$903.25	\$39.86
PELE Pennsylvania Electric	PELE SUBTRANS SUBS	WARRIOR RIDGE TRANS SUB	35300 - Station Equipment	Conduit/Duct System	\$29,925.27	\$17,914.89	\$12,010.38
PELE Pennsylvania Electric	PELE SUBTRANS SUBS	WARRIOR RIDGE TRANS SUB	35300 - Station Equipment	Controls and Instrumentation	\$37.32	\$24.96	\$12.36
PELE Pennsylvania Electric	PELE SUBTRANS SUBS	WARRIOR RIDGE TRANS SUB	35300 - Station Equipment	Controls and Instrumentation	\$53.93	\$51.67	\$2.26
PELE Pennsylvania Electric	PELE SUBTRANS SUBS	WARRIOR RIDGE TRANS SUB	35300 - Station Equipment	Controls and Instrumentation	\$113.97	\$100.57	\$13.40
PELE Pennsylvania Electric	PELE SUBTRANS SUBS	WARRIOR RIDGE TRANS SUB	35300 - Station Equipment	Controls and Instrumentation	\$241.29	\$229.30	\$11.99
PELE Pennsylvania Electric	PELE SUBTRANS SUBS	WARRIOR RIDGE TRANS SUB	35300 - Station Equipment	Controls and Instrumentation	\$270.49	\$259.05	\$11.44
PELE Pennsylvania Electric	PELE SUBTRANS SUBS	WARRIOR RIDGE TRANS SUB	35300 - Station Equipment	Controls and Instrumentation	\$401.30	\$379.68	\$21.62
PELE Pennsylvania Electric	PELE SUBTRANS SUBS	WARRIOR RIDGE TRANS SUB	35300 - Station Equipment	Controls and Instrumentation	\$438.77	\$390.24	\$48.53
PELE Pennsylvania Electric	PELE SUBTRANS SUBS	WARRIOR RIDGE TRANS SUB	35300 - Station Equipment	Controls and Instrumentation	\$2,785.09	\$1,615.70	\$1,169.39
PELE Pennsylvania Electric	PELE SUBTRANS SUBS	WARRIOR RIDGE TRANS SUB	35300 - Station Equipment	Controls and Instrumentation	\$7,270.87	\$4,738.99	\$2,531.88
PELE Pennsylvania Electric	PELE SUBTRANS SUBS	WARRIOR RIDGE TRANS SUB	35300 - Station Equipment	Controls and Instrumentation	\$60,404.79	\$36,161.58	\$24,243.21
PELE Pennsylvania Electric	PELE SUBTRANS SUBS	WARRIOR RIDGE TRANS SUB	35300 - Station Equipment	Demarcation /Telephone Alarm System	\$105.34	\$63.06	\$42.28
PELE Pennsylvania Electric	PELE SUBTRANS SUBS	WARRIOR RIDGE TRANS SUB	35300 - Station Equipment	Disconnect Switch	\$544.73	\$56.78	\$487.95
PELE Pennsylvania Electric	PELE SUBTRANS SUBS	WARRIOR RIDGE TRANS SUB	35300 - Station Equipment	Equipment Spill and Leakage System	\$194.89	\$186.66	\$8.23
PELE Pennsylvania Electric	PELE SUBTRANS SUBS	WARRIOR RIDGE TRANS SUB	35300 - Station Equipment	Equipment Spill and Leakage System	\$232.53	\$216.76	\$15.77
PELE Pennsylvania Electric	PELE SUBTRANS SUBS	WARRIOR RIDGE TRANS SUB	35300 - Station Equipment	Foundation - Equipment	\$131.86	\$125.31	\$6.55
PELE Pennsylvania Electric	PELE SUBTRANS SUBS	WARRIOR RIDGE TRANS SUB	35300 - Station Equipment	Foundation - Equipment	\$215.47	\$205.00	\$10.47
PELE Pennsylvania Electric	PELE SUBTRANS SUBS	WARRIOR RIDGE TRANS SUB	35300 - Station Equipment	Foundation - Equipment	\$455.64	\$436.38	\$19.26
PELE Pennsylvania Electric	PELE SUBTRANS SUBS	WARRIOR RIDGE TRANS SUB	35300 - Station Equipment	Fuse Equipment	\$12,883.43	\$1,342.84	\$11,540.59
PELE Pennsylvania Electric	PELE SUBTRANS SUBS	WARRIOR RIDGE TRANS SUB	35300 - Station Equipment	Grounding System, Station	\$8.78	\$7.29	\$1.49
PELE Pennsylvania Electric	PELE SUBTRANS SUBS	WARRIOR RIDGE TRANS SUB	35300 - Station Equipment	Grounding System, Station	\$134.04	\$127.66	\$6.38
PELE Pennsylvania Electric	PELE SUBTRANS SUBS	WARRIOR RIDGE TRANS SUB	35300 - Station Equipment	Grounding System, Station	\$313.85	\$279.13	\$34.72
PELE Pennsylvania Electric	PELE SUBTRANS SUBS	WARRIOR RIDGE TRANS SUB	35300 - Station Equipment	Grounding System, Station	\$416.23	\$278.29	\$137.94
PELE Pennsylvania Electric	PELE SUBTRANS SUBS	WARRIOR RIDGE TRANS SUB	35300 - Station Equipment	Grounding System, Station	\$800.28	\$766.45	\$33.83
PELE Pennsylvania Electric	PELE SUBTRANS SUBS	WARRIOR RIDGE TRANS SUB	35300 - Station Equipment	Grounding System, Station	\$837.03	\$793.23	\$43.80
PELE Pennsylvania Electric	PELE SUBTRANS SUBS	WARRIOR RIDGE TRANS SUB	35300 - Station Equipment	Minor Station Equipment	\$16.70	\$16.01	\$0.69
PELE Pennsylvania Electric	PELE SUBTRANS SUBS	WARRIOR RIDGE TRANS SUB	35300 - Station Equipment	Minor Station Equipment	\$17.00	\$16.28	\$0.72
PELE Pennsylvania Electric	PELE SUBTRANS SUBS	WARRIOR RIDGE TRANS SUB	35300 - Station Equipment	Minor Station Equipment	\$110.18	\$105.52	\$4.66
PELE Pennsylvania Electric	PELE SUBTRANS SUBS	WARRIOR RIDGE TRANS SUB	35300 - Station Equipment	Non-Unitized	\$6,723.60	\$581.06	\$6,142.54
PELE Pennsylvania Electric	PELE SUBTRANS SUBS	WARRIOR RIDGE TRANS SUB	35300 - Station Equipment	Office Furniture	\$197.22	\$118.06	\$79.16
PELE Pennsylvania Electric	PELE SUBTRANS SUBS	WARRIOR RIDGE TRANS SUB	35300 - Station Equipment	Structure	\$138.84	\$131.36	\$7.48
PELE Pennsylvania Electric	PELE SUBTRANS SUBS	WARRIOR RIDGE TRANS SUB	35300 - Station Equipment	Structure	\$291.42	\$276.94	\$14.48
PELE Pennsylvania Electric	PELE SUBTRANS SUBS	WARRIOR RIDGE TRANS SUB	35300 - Station Equipment	Structure	\$4,375.01	\$3,891.07	\$483.94
PELE Pennsylvania Electric	PELE SUBTRANS SUBS	WARRIOR RIDGE TRANS SUB	35300 - Station Equipment	Switch	\$4.29	\$2.49	\$1.80
PELE Pennsylvania Electric	PELE SUBTRANS SUBS	WARRIOR RIDGE TRANS SUB	35300 - Station Equipment	Switch	\$62.47	\$55.13	\$7.34
PELE Pennsylvania Electric	PELE SUBTRANS SUBS	WARRIOR RIDGE TRANS SUB	35300 - Station Equipment	Switch	\$194.99	\$185.30	\$9.69
PELE Pennsylvania Electric	PELE SUBTRANS SUBS	WARRIOR RIDGE TRANS SUB	35300 - Station Equipment	Switch	\$763.77	\$679.29	\$84.48
PELE Pennsylvania Electric	PELE SUBTRANS SUBS	WARRIOR RIDGE TRANS SUB	35300 - Station Equipment	Switch	\$33,463.77	\$22,373.89	\$11,089.88
PELE Pennsylvania Electric	PELE SUBTRANS SUBS	WARRIOR RIDGE TRANS SUB	35300 - Station Equipment	Transformer, Instrument	\$579.43	\$336.15	\$243.28
PELE Pennsylvania Electric	PELE SUBTRANS SUBS	WARRIOR RIDGE TRANS SUB	35300 - Station Equipment	Transformer, Instrument	\$5,316.96	\$3,554.92	\$1,762.04
PELE Pennsylvania Electric	PELE SUBTRANS SUBS	WARRIOR RIDGE TRANS SUB	35300 - Station Equipment	Transformer, Instrument	\$20,034.42	\$9,252.95	\$10,781.47
PELE Pennsylvania Electric	PELE SUBTRANS SUBS	WARRIOR RIDGE TRANS SUB	35300 - Station Equipment	Transformer, Power	\$1,550.32	\$1,010.46	\$539.86
PELE Pennsylvania Electric	PELE SUBTRANS SUBS	WARRIOR RIDGE TRANS SUB	35300 - Station Equipment	Wiring	\$15.56	\$9.03	\$6.53
PELE Pennsylvania Electric	PELE SUBTRANS SUBS	WARRIOR RIDGE TRANS SUB	35300 - Station Equipment	Wiring	\$25.82	\$24.43	\$1.39
PELE Pennsylvania Electric	PELE SUBTRANS SUBS	WARRIOR RIDGE TRANS SUB	35300 - Station Equipment	Wiring	\$53.98	\$43.66	\$10.32
PELE Pennsylvania Electric	PELE SUBTRANS SUBS	WARRIOR RIDGE TRANS SUB	35300 - Station Equipment	Wiring	\$126.71	\$119.14	\$7.57
PELE Pennsylvania Electric	PELE SUBTRANS SUBS	WARRIOR RIDGE TRANS SUB	35300 - Station Equipment	Wiring	\$157.12	\$149.63	\$7.49
PELE Pennsylvania Electric	PELE SUBTRANS SUBS	WARRIOR RIDGE TRANS SUB	35300 - Station Equipment	Wiring	\$380.88	\$362.37	\$18.51
PELE Pennsylvania Electric	PELE SUBTRANS SUBS	WARRIOR RIDGE TRANS SUB	35300 - Station Equipment	Wiring	\$768.43	\$735.95	\$32.48
PELE Pennsylvania Electric	PELE SUBTRANS SUBS	WARRIOR RIDGE TRANS SUB	35300 - Station Equipment	Wiring	\$33,878.72	\$22,651.33	\$11,227.39
PELE Pennsylvania Electric	PELE SUBTRANS SUBS	WARRIOR RIDGE TRANS SUB	35300 - Station Equipment	Wood Pole	\$165.92	\$137.80	\$28.12
		WARRIOR RIDGE TRANS SUB Total			\$429,955.34	\$256,660.72	\$173,294.62

Company	Major Location	Asset Location	Utility Account	Asset Retirement Unit	Book Cost	Allocated Reserve	Net Book Value
PELE Pennsylvania Electric	PELE - Trans Subs	WAYNE TRANS SUB	35300 - Station Equipment	Arrester, Lightning & Surge Protect	\$3,726.07	\$1,589.10	\$2,136.97
PELE Pennsylvania Electric	PELE - Trans Subs	WAYNE TRANS SUB	35300 - Station Equipment	Arrester, Lightning & Surge Protect	\$62,428.12	\$49,154.02	\$13,274.10
PELE Pennsylvania Electric	PELE - Trans Subs	WAYNE TRANS SUB	35300 - Station Equipment	Battery System	\$2,890.01	\$2,275.51	\$614.50
PELE Pennsylvania Electric	PELE - Trans Subs	WAYNE TRANS SUB	35300 - Station Equipment	Battery System	\$7,817.65	\$2,971.96	\$4,845.69
PELE Pennsylvania Electric	PELE - Trans Subs	WAYNE TRANS SUB	35300 - Station Equipment	Bus	\$863,186.39	\$148,654.80	\$714,531.59
PELE Pennsylvania Electric	PELE - Trans Subs	WAYNE TRANS SUB	35300 - Station Equipment	Bus-Insulators	\$112,027.03	\$19,292.88	\$92,734.15
PELE Pennsylvania Electric	PELE - Trans Subs	WAYNE TRANS SUB	35300 - Station Equipment	Cable, Wiring	\$36,151.51	\$6,225.88	\$29,925.63
PELE Pennsylvania Electric	PELE - Trans Subs	WAYNE TRANS SUB	35300 - Station Equipment	Capacitor Bank	\$249,022.31	\$42,885.71	\$206,136.60
PELE Pennsylvania Electric	PELE - Trans Subs	WAYNE TRANS SUB	35300 - Station Equipment	Carrier Equipment System	\$20,203.01	\$16,895.32	\$3,307.69
PELE Pennsylvania Electric	PELE - Trans Subs	WAYNE TRANS SUB	35300 - Station Equipment	Carrier Equipment System	\$74,532.56	\$58,684.69	\$15,847.87
PELE Pennsylvania Electric	PELE - Trans Subs	WAYNE TRANS SUB	35300 - Station Equipment	Circuit Breaker	\$2,257.78	\$338.99	\$1,918.79
PELE Pennsylvania Electric	PELE - Trans Subs	WAYNE TRANS SUB	35300 - Station Equipment	Circuit Breaker	\$4,560.80	\$585.86	\$3,974.94
PELE Pennsylvania Electric	PELE - Trans Subs	WAYNE TRANS SUB	35300 - Station Equipment	Circuit Breaker	\$34,157.47	\$31,283.07	\$2,874.40
PELE Pennsylvania Electric	PELE - Trans Subs	WAYNE TRANS SUB	35300 - Station Equipment	Circuit Breaker	\$51,089.18	\$42,724.74	\$8,364.44
PELE Pennsylvania Electric	PELE - Trans Subs	WAYNE TRANS SUB	35300 - Station Equipment	Circuit Breaker	\$236,239.99	\$186,008.24	\$50,231.75
PELE Pennsylvania Electric	PELE - Trans Subs	WAYNE TRANS SUB	35300 - Station Equipment	Circuit Breaker	\$1,864,510.28	\$321,099.14	\$1,543,411.14
PELE Pennsylvania Electric	PELE - Trans Subs	WAYNE TRANS SUB	35300 - Station Equipment	Conduit	\$124,132.42	\$21,377.63	\$102,754.79
PELE Pennsylvania Electric	PELE - Trans Subs	WAYNE TRANS SUB	35300 - Station Equipment	Conduit/Duct System	\$2,304.60	\$1,927.29	\$377.31
PELE Pennsylvania Electric	PELE - Trans Subs	WAYNE TRANS SUB	35300 - Station Equipment	Conduit/Duct System	\$40,853.55	\$32,166.86	\$8,686.69
PELE Pennsylvania Electric	PELE - Trans Subs	WAYNE TRANS SUB	35300 - Station Equipment	Conduit/Duct System	\$53,943.44	\$4,661.89	\$49,281.55
PELE Pennsylvania Electric	PELE - Trans Subs	WAYNE TRANS SUB	35300 - Station Equipment	Control Wiring	\$150,519.14	\$25,921.85	\$124,597.29
PELE Pennsylvania Electric	PELE - Trans Subs	WAYNE TRANS SUB	35300 - Station Equipment	Controls and Instrumentation	\$820.99	\$350.14	\$470.85
PELE Pennsylvania Electric	PELE - Trans Subs	WAYNE TRANS SUB	35300 - Station Equipment	Controls and Instrumentation	\$949.91	\$511.15	\$438.76
PELE Pennsylvania Electric	PELE - Trans Subs	WAYNE TRANS SUB	35300 - Station Equipment	Controls and Instrumentation	\$1,371.19	\$952.39	\$418.80
PELE Pennsylvania Electric	PELE - Trans Subs	WAYNE TRANS SUB	35300 - Station Equipment	Controls and Instrumentation	\$2,826.05	\$1,753.54	\$1,072.51
PELE Pennsylvania Electric	PELE - Trans Subs	WAYNE TRANS SUB	35300 - Station Equipment	Controls and Instrumentation	\$4,719.00	\$3,108.25	\$1,610.75
PELE Pennsylvania Electric	PELE - Trans Subs	WAYNE TRANS SUB	35300 - Station Equipment	Controls and Instrumentation	\$25,050.04	\$20,948.79	\$4,101.25
PELE Pennsylvania Electric	PELE - Trans Subs	WAYNE TRANS SUB	35300 - Station Equipment	Controls and Instrumentation	\$142,464.31	\$112,172.10	\$30,292.21
PELE Pennsylvania Electric	PELE - Trans Subs	WAYNE TRANS SUB	35300 - Station Equipment	Foundation	\$907,191.01	\$156,233.12	\$750,957.89
PELE Pennsylvania Electric	PELE - Trans Subs	WAYNE TRANS SUB	35300 - Station Equipment	Foundation - Equipment	\$2,793.44	\$2,336.09	\$457.35
PELE Pennsylvania Electric	PELE - Trans Subs	WAYNE TRANS SUB	35300 - Station Equipment	Foundation - Equipment	\$31,170.06	\$24,542.37	\$6,627.69
PELE Pennsylvania Electric	PELE - Trans Subs	WAYNE TRANS SUB	35300 - Station Equipment	Foundation - Equipment	\$217,147.15	\$37,396.29	\$179,750.86
PELE Pennsylvania Electric	PELE - Trans Subs	WAYNE TRANS SUB	35300 - Station Equipment	Ground	\$3,100.05	\$533.88	\$2,566.17
PELE Pennsylvania Electric	PELE - Trans Subs	WAYNE TRANS SUB	35300 - Station Equipment	Grounding System, Station	\$1,214.99	\$1,016.07	\$198.92
PELE Pennsylvania Electric	PELE - Trans Subs	WAYNE TRANS SUB	35300 - Station Equipment	Grounding System, Station	\$1,442.77	\$1,135.99	\$306.78
PELE Pennsylvania Electric	PELE - Trans Subs	WAYNE TRANS SUB	35300 - Station Equipment	Grounding System, Station	\$23,439.25	\$4,036.62	\$19,402.63
PELE Pennsylvania Electric	PELE - Trans Subs	WAYNE TRANS SUB	35300 - Station Equipment	Minor Station Equipment	\$5,375.14	\$4,232.23	\$1,142.91
PELE Pennsylvania Electric	PELE - Trans Subs	WAYNE TRANS SUB	35300 - Station Equipment	Non-Unitized	(\$4,338.26)	(\$287.05)	(\$4,051.21)
PELE Pennsylvania Electric	PELE - Trans Subs	WAYNE TRANS SUB	35300 - Station Equipment	Non-Unitized	\$937.83	\$25.69	\$912.14
PELE Pennsylvania Electric	PELE - Trans Subs	WAYNE TRANS SUB	35300 - Station Equipment	Non-Unitized	\$3,370.11	\$291.26	\$3,078.85
PELE Pennsylvania Electric	PELE - Trans Subs	WAYNE TRANS SUB	35300 - Station Equipment	Non-Unitized	\$13,296.21	\$119.15	\$13,177.06
PELE Pennsylvania Electric	PELE - Trans Subs	WAYNE TRANS SUB	35300 - Station Equipment	Non-Unitized	\$14,834.83	\$689.47	\$14,145.36
PELE Pennsylvania Electric	PELE - Trans Subs	WAYNE TRANS SUB	35300 - Station Equipment	Office Furniture	\$492.46	\$387.75	\$104.71
PELE Pennsylvania Electric	PELE - Trans Subs	WAYNE TRANS SUB	35300 - Station Equipment	Panel, A.C. Distribution	\$61,201.49	\$10,539.90	\$50,661.59
PELE Pennsylvania Electric	PELE - Trans Subs	WAYNE TRANS SUB	35300 - Station Equipment	Reactor	\$10,453.65	\$1,800.29	\$8,653.36
PELE Pennsylvania Electric	PELE - Trans Subs	WAYNE TRANS SUB	35300 - Station Equipment	Relays	\$509,603.76	\$87,762.10	\$421,841.66
PELE Pennsylvania Electric	PELE - Trans Subs	WAYNE TRANS SUB	35300 - Station Equipment	RTU - SCADA	\$81,040.14	\$5,362.12	\$75,678.02
PELE Pennsylvania Electric	PELE - Trans Subs	WAYNE TRANS SUB	35300 - Station Equipment	RTU - SCADA	\$106,841.16	\$18,399.80	\$88,441.36
PELE Pennsylvania Electric	PELE - Trans Subs	WAYNE TRANS SUB	35300 - Station Equipment	Structural Steel Support	\$26,600.17	\$4,580.99	\$22,019.18
PELE Pennsylvania Electric	PELE - Trans Subs	WAYNE TRANS SUB	35300 - Station Equipment	Structure	\$7,944.71	\$6,643.98	\$1,300.73
PELE Pennsylvania Electric	PELE - Trans Subs	WAYNE TRANS SUB	35300 - Station Equipment	Structure	\$324,444.54	\$255,457.85	\$68,986.69
PELE Pennsylvania Electric	PELE - Trans Subs	WAYNE TRANS SUB	35300 - Station Equipment	Switch	\$13,646.47	\$11,412.23	\$2,234.24
PELE Pennsylvania Electric	PELE - Trans Subs	WAYNE TRANS SUB	35300 - Station Equipment	Switch	\$198,979.98	\$156,670.84	\$42,309.14
PELE Pennsylvania Electric	PELE - Trans Subs	WAYNE TRANS SUB	35300 - Station Equipment	Switch	\$349,760.28	\$60,234.43	\$289,525.85

Company	Major Location	Asset Location	Utility Account	Asset Retirement Unit	Book Cost	Allocated Reserve	Net Book Value
PELE Pennsylvania Electric	PELE - Trans Subs	WAYNE TRANS SUB	35300 - Station Equipment	Transformer, Instrument	\$3,214.41	\$1,296.67	\$1,917.74
PELE Pennsylvania Electric	PELE - Trans Subs	WAYNE TRANS SUB	35300 - Station Equipment	Transformer, Instrument	\$37,383.08	\$31,262.63	\$6,120.45
PELE Pennsylvania Electric	PELE - Trans Subs	WAYNE TRANS SUB	35300 - Station Equipment	Transformer, Instrument	\$38,078.62	\$29,981.95	\$8,096.67
PELE Pennsylvania Electric	PELE - Trans Subs	WAYNE TRANS SUB	35300 - Station Equipment	Transformer, Power	\$909.70	\$760.76	\$148.94
PELE Pennsylvania Electric	PELE - Trans Subs	WAYNE TRANS SUB	35300 - Station Equipment	Transformer, Power	\$7,154.15	\$5,632.96	\$1,521.19
PELE Pennsylvania Electric	PELE - Trans Subs	WAYNE TRANS SUB	35300 - Station Equipment	Transformer, Power	\$9,047.34	\$5,959.20	\$3,088.14
PELE Pennsylvania Electric	PELE - Trans Subs	WAYNE TRANS SUB	35300 - Station Equipment	Transformer, Power	\$59,724.42	\$37,058.57	\$22,665.85
PELE Pennsylvania Electric	PELE - Trans Subs	WAYNE TRANS SUB	35300 - Station Equipment	Transformer, Power	\$1,488,711.27	\$256,380.41	\$1,232,330.86
PELE Pennsylvania Electric	PELE - Trans Subs	WAYNE TRANS SUB	35300 - Station Equipment	Wiring	\$5,547.36	\$594.68	\$4,952.68
PELE Pennsylvania Electric	PELE - Trans Subs	WAYNE TRANS SUB	35300 - Station Equipment	Wiring	\$13,404.87	\$1,158.47	\$12,246.40
PELE Pennsylvania Electric	PELE - Trans Subs	WAYNE TRANS SUB	35300 - Station Equipment	Wiring	\$27,290.90	\$22,822.77	\$4,468.13
PELE Pennsylvania Electric	PELE - Trans Subs	WAYNE TRANS SUB	35300 - Station Equipment	Wiring	\$258,974.22	\$203,908.49	\$55,065.73
WAYNE TRANS SUB Total					\$9,036,178.53	\$2,604,892.82	\$6,431,285.71
PELE Pennsylvania Electric	PELE - Dist Subs	WESTFALL SUB (ALTOONA)	35300 - Station Equipment	Arrester, Lightning & Surge Protect	\$6,946.00	\$1,294.01	\$5,651.99
PELE Pennsylvania Electric	PELE - Dist Subs	WESTFALL SUB (ALTOONA)	35300 - Station Equipment	Battery System	\$29,099.31	\$1,352.43	\$27,746.88
PELE Pennsylvania Electric	PELE - Dist Subs	WESTFALL SUB (ALTOONA)	35300 - Station Equipment	Cable	\$36,328.86	\$1,688.44	\$34,640.42
PELE Pennsylvania Electric	PELE - Dist Subs	WESTFALL SUB (ALTOONA)	35300 - Station Equipment	CT 2.5KV - 15KV	\$508,918.84	\$23,652.74	\$485,266.10
PELE Pennsylvania Electric	PELE - Dist Subs	WESTFALL SUB (ALTOONA)	35300 - Station Equipment	Disconnect Switch	\$199,659.83	\$9,279.48	\$190,380.35
PELE Pennsylvania Electric	PELE - Dist Subs	WESTFALL SUB (ALTOONA)	35300 - Station Equipment	Equipment Enclosure	\$19,862.79	\$923.15	\$18,939.64
PELE Pennsylvania Electric	PELE - Dist Subs	WESTFALL SUB (ALTOONA)	35300 - Station Equipment	Fuse Equipment	\$1,654.24	\$76.88	\$1,577.36
PELE Pennsylvania Electric	PELE - Dist Subs	WESTFALL SUB (ALTOONA)	35300 - Station Equipment	Insulator - transmission	\$25,771.77	\$1,197.78	\$24,573.99
PELE Pennsylvania Electric	PELE - Dist Subs	WESTFALL SUB (ALTOONA)	35300 - Station Equipment	Non-Unitized	\$13,281.06	\$363.82	\$12,917.24
PELE Pennsylvania Electric	PELE - Dist Subs	WESTFALL SUB (ALTOONA)	35300 - Station Equipment	Non-Unitized	\$25,209.08	\$1,171.63	\$24,037.45
PELE Pennsylvania Electric	PELE - Dist Subs	WESTFALL SUB (ALTOONA)	35300 - Station Equipment	Relaying Equipment	\$363,898.82	\$16,912.73	\$346,986.09
PELE Pennsylvania Electric	PELE - Dist Subs	WESTFALL SUB (ALTOONA)	35300 - Station Equipment	Relays	\$32,125.37	\$1,493.08	\$30,632.29
PELE Pennsylvania Electric	PELE - Dist Subs	WESTFALL SUB (ALTOONA)	35300 - Station Equipment	Revenue Metering Equipment	\$1,718.59	\$79.87	\$1,638.72
PELE Pennsylvania Electric	PELE - Dist Subs	WESTFALL SUB (ALTOONA)	35300 - Station Equipment	Structure	\$171,134.95	\$7,953.75	\$163,181.20
PELE Pennsylvania Electric	PELE - Dist Subs	WESTFALL SUB (ALTOONA)	35300 - Station Equipment	Transformer, Power	\$370.36	\$100.44	\$269.92
PELE Pennsylvania Electric	PELE - Dist Subs	WESTFALL SUB (ALTOONA)	35300 - Station Equipment	Transformer, Power	\$1,629,447.98	\$75,730.96	\$1,553,717.02
PELE Pennsylvania Electric	PELE - Dist Subs	WESTFALL SUB (ALTOONA)	35300 - Station Equipment	Wiring	\$1,080,848.89	\$50,234.02	\$1,030,614.87
WESTFALL SUB (ALTOONA) Total					\$4,146,276.74	\$193,505.21	\$3,952,771.53
PELE Pennsylvania Electric	PELE - TL 115KV	WESTFALL to TYRONE NORTH to PHILIP SUB	35300 - Station Equipment	Circuit Breaker	\$841,479.69	\$55,677.53	\$785,802.16
WESTFALL to TYRONE NORTH to PHILIP SUB Total					\$841,479.69	\$55,677.53	\$785,802.16
PELE Pennsylvania Electric	PELE - Dist Subs	WESTOVER SOUTH SUB	35300 - Station Equipment	Non-Unitized	\$4,807.21	\$318.07	\$4,489.14
WESTOVER SOUTH SUB Total					\$4,807.21	\$318.07	\$4,489.14
PELE Pennsylvania Electric	PELE SUBTRANS SUBS	WILLIAMSBURG TRANS SUB	35300 - Station Equipment	Arrester, Lightning & Surge Protect	\$448.04	\$313.99	\$134.05
PELE Pennsylvania Electric	PELE SUBTRANS SUBS	WILLIAMSBURG TRANS SUB	35300 - Station Equipment	Arrester, Lightning & Surge Protect	\$788.13	\$396.01	\$392.12
PELE Pennsylvania Electric	PELE SUBTRANS SUBS	WILLIAMSBURG TRANS SUB	35300 - Station Equipment	Arrester, Lightning & Surge Protect	\$1,013.79	\$950.74	\$63.05
PELE Pennsylvania Electric	PELE SUBTRANS SUBS	WILLIAMSBURG TRANS SUB	35300 - Station Equipment	Arrester, Lightning & Surge Protect	\$1,066.91	\$948.89	\$118.02
PELE Pennsylvania Electric	PELE SUBTRANS SUBS	WILLIAMSBURG TRANS SUB	35300 - Station Equipment	Arrester, Lightning & Surge Protect	\$1,133.70	\$875.69	\$258.01
PELE Pennsylvania Electric	PELE SUBTRANS SUBS	WILLIAMSBURG TRANS SUB	35300 - Station Equipment	Arrester, Lightning & Surge Protect	\$2,067.99	\$1,776.11	\$291.88
PELE Pennsylvania Electric	PELE SUBTRANS SUBS	WILLIAMSBURG TRANS SUB	35300 - Station Equipment	Arrester, Lightning & Surge Protect	\$2,076.87	\$1,860.46	\$216.41
PELE Pennsylvania Electric	PELE SUBTRANS SUBS	WILLIAMSBURG TRANS SUB	35300 - Station Equipment	Arrester, Lightning & Surge Protect	\$3,058.02	\$2,235.48	\$822.54
PELE Pennsylvania Electric	PELE SUBTRANS SUBS	WILLIAMSBURG TRANS SUB	35300 - Station Equipment	Arrester, Lightning & Surge Protect	\$3,674.39	\$2,131.61	\$1,542.78
PELE Pennsylvania Electric	PELE SUBTRANS SUBS	WILLIAMSBURG TRANS SUB	35300 - Station Equipment	Bus	\$2,278.24	\$105.88	\$2,172.36
PELE Pennsylvania Electric	PELE SUBTRANS SUBS	WILLIAMSBURG TRANS SUB	35300 - Station Equipment	Bus-Insulators	\$440.46	\$20.47	\$419.99
PELE Pennsylvania Electric	PELE SUBTRANS SUBS	WILLIAMSBURG TRANS SUB	35300 - Station Equipment	Bus-Insulators	\$26,622.41	\$723.18	\$25,899.23
PELE Pennsylvania Electric	PELE SUBTRANS SUBS	WILLIAMSBURG TRANS SUB	35300 - Station Equipment	Carrier Equipment System	\$895.13	\$857.62	\$37.51
PELE Pennsylvania Electric	PELE SUBTRANS SUBS	WILLIAMSBURG TRANS SUB	35300 - Station Equipment	Carrier Equipment System	\$2,403.67	\$2,284.20	\$119.47
PELE Pennsylvania Electric	PELE SUBTRANS SUBS	WILLIAMSBURG TRANS SUB	35300 - Station Equipment	Circuit Breaker	\$90.94	\$76.43	\$14.51
PELE Pennsylvania Electric	PELE SUBTRANS SUBS	WILLIAMSBURG TRANS SUB	35300 - Station Equipment	Circuit Breaker	\$353.59	\$333.92	\$19.67
PELE Pennsylvania Electric	PELE SUBTRANS SUBS	WILLIAMSBURG TRANS SUB	35300 - Station Equipment	Circuit Breaker	\$645.08	\$452.07	\$193.01
PELE Pennsylvania Electric	PELE SUBTRANS SUBS	WILLIAMSBURG TRANS SUB	35300 - Station Equipment	Circuit Breaker	\$651.36	\$466.49	\$184.87
PELE Pennsylvania Electric	PELE SUBTRANS SUBS	WILLIAMSBURG TRANS SUB	35300 - Station Equipment	Circuit Breaker	\$2,932.72	\$2,786.96	\$145.76

Company	Major Location	Asset Location	Utility Account	Asset Retirement Unit	Book Cost	Allocated Reserve	Net Book Value
PELE Pennsylvania Electric	PELE SUBTRANS SUBS	WILLIAMSBURG TRANS SUB	35300 - Station Equipment	Circuit Breaker	\$3,223.14	\$2,446.85	\$776.29
PELE Pennsylvania Electric	PELE SUBTRANS SUBS	WILLIAMSBURG TRANS SUB	35300 - Station Equipment	Circuit Breaker	\$6,359.65	\$6,090.83	\$268.82
PELE Pennsylvania Electric	PELE SUBTRANS SUBS	WILLIAMSBURG TRANS SUB	35300 - Station Equipment	Circuit Breaker	\$7,309.38	\$6,872.51	\$436.87
PELE Pennsylvania Electric	PELE SUBTRANS SUBS	WILLIAMSBURG TRANS SUB	35300 - Station Equipment	Circuit Breaker	\$8,392.59	\$8,042.78	\$349.81
PELE Pennsylvania Electric	PELE SUBTRANS SUBS	WILLIAMSBURG TRANS SUB	35300 - Station Equipment	Circuit Breaker	\$9,421.62	\$8,782.46	\$639.16
PELE Pennsylvania Electric	PELE SUBTRANS SUBS	WILLIAMSBURG TRANS SUB	35300 - Station Equipment	Circuit Breaker	\$10,541.21	\$8,526.97	\$2,014.24
PELE Pennsylvania Electric	PELE SUBTRANS SUBS	WILLIAMSBURG TRANS SUB	35300 - Station Equipment	Circuit Breaker	\$12,035.75	\$6,754.72	\$5,281.03
PELE Pennsylvania Electric	PELE SUBTRANS SUBS	WILLIAMSBURG TRANS SUB	35300 - Station Equipment	Circuit Breaker	\$12,647.17	\$11,161.07	\$1,486.10
PELE Pennsylvania Electric	PELE SUBTRANS SUBS	WILLIAMSBURG TRANS SUB	35300 - Station Equipment	Circuit Breaker	\$12,859.53	\$10,544.69	\$2,314.84
PELE Pennsylvania Electric	PELE SUBTRANS SUBS	WILLIAMSBURG TRANS SUB	35300 - Station Equipment	Conduit/Duct System	\$13.83	\$9.90	\$3.93
PELE Pennsylvania Electric	PELE SUBTRANS SUBS	WILLIAMSBURG TRANS SUB	35300 - Station Equipment	Conduit/Duct System	\$50.71	\$41.58	\$9.13
PELE Pennsylvania Electric	PELE SUBTRANS SUBS	WILLIAMSBURG TRANS SUB	35300 - Station Equipment	Conduit/Duct System	\$67.66	\$51.36	\$16.30
PELE Pennsylvania Electric	PELE SUBTRANS SUBS	WILLIAMSBURG TRANS SUB	35300 - Station Equipment	Conduit/Duct System	\$154.79	\$140.43	\$14.36
PELE Pennsylvania Electric	PELE SUBTRANS SUBS	WILLIAMSBURG TRANS SUB	35300 - Station Equipment	Conduit/Duct System	\$289.03	\$271.05	\$17.98
PELE Pennsylvania Electric	PELE SUBTRANS SUBS	WILLIAMSBURG TRANS SUB	35300 - Station Equipment	Conduit/Duct System	\$595.81	\$511.71	\$84.10
PELE Pennsylvania Electric	PELE SUBTRANS SUBS	WILLIAMSBURG TRANS SUB	35300 - Station Equipment	Conduit/Duct System	\$3,136.82	\$2,198.31	\$938.51
PELE Pennsylvania Electric	PELE SUBTRANS SUBS	WILLIAMSBURG TRANS SUB	35300 - Station Equipment	Controls and Instrumentation	\$23.04	\$18.89	\$4.15
PELE Pennsylvania Electric	PELE SUBTRANS SUBS	WILLIAMSBURG TRANS SUB	35300 - Station Equipment	Controls and Instrumentation	\$27.44	\$23.33	\$4.11
PELE Pennsylvania Electric	PELE SUBTRANS SUBS	WILLIAMSBURG TRANS SUB	35300 - Station Equipment	Controls and Instrumentation	\$95.44	\$79.27	\$16.17
PELE Pennsylvania Electric	PELE SUBTRANS SUBS	WILLIAMSBURG TRANS SUB	35300 - Station Equipment	Controls and Instrumentation	\$116.73	\$105.90	\$10.83
PELE Pennsylvania Electric	PELE SUBTRANS SUBS	WILLIAMSBURG TRANS SUB	35300 - Station Equipment	Controls and Instrumentation	\$152.16	\$143.69	\$8.47
PELE Pennsylvania Electric	PELE SUBTRANS SUBS	WILLIAMSBURG TRANS SUB	35300 - Station Equipment	Controls and Instrumentation	\$435.75	\$414.09	\$21.66
PELE Pennsylvania Electric	PELE SUBTRANS SUBS	WILLIAMSBURG TRANS SUB	35300 - Station Equipment	Controls and Instrumentation	\$665.98	\$373.76	\$292.22
PELE Pennsylvania Electric	PELE SUBTRANS SUBS	WILLIAMSBURG TRANS SUB	35300 - Station Equipment	Controls and Instrumentation	\$772.01	\$730.41	\$41.60
PELE Pennsylvania Electric	PELE SUBTRANS SUBS	WILLIAMSBURG TRANS SUB	35300 - Station Equipment	Controls and Instrumentation	\$873.44	\$819.12	\$54.32
PELE Pennsylvania Electric	PELE SUBTRANS SUBS	WILLIAMSBURG TRANS SUB	35300 - Station Equipment	Controls and Instrumentation	\$2,468.63	\$1,432.11	\$1,036.52
PELE Pennsylvania Electric	PELE SUBTRANS SUBS	WILLIAMSBURG TRANS SUB	35300 - Station Equipment	Controls and Instrumentation	\$8,093.25	\$5,411.15	\$2,682.10
PELE Pennsylvania Electric	PELE SUBTRANS SUBS	WILLIAMSBURG TRANS SUB	35300 - Station Equipment	Controls and Instrumentation	\$10,555.30	\$9,065.50	\$1,489.80
PELE Pennsylvania Electric	PELE SUBTRANS SUBS	WILLIAMSBURG TRANS SUB	35300 - Station Equipment	Controls and Instrumentation	\$11,112.87	\$7,787.98	\$3,324.89
PELE Pennsylvania Electric	PELE SUBTRANS SUBS	WILLIAMSBURG TRANS SUB	35300 - Station Equipment	Equipment Enclosure	\$25,600.15	\$5,850.33	\$19,749.82
PELE Pennsylvania Electric	PELE SUBTRANS SUBS	WILLIAMSBURG TRANS SUB	35300 - Station Equipment	Equipment Spill and Leakage System	\$404.25	\$327.00	\$77.25
PELE Pennsylvania Electric	PELE SUBTRANS SUBS	WILLIAMSBURG TRANS SUB	35300 - Station Equipment	Foundation - Equipment	\$243.43	\$170.59	\$72.84
PELE Pennsylvania Electric	PELE SUBTRANS SUBS	WILLIAMSBURG TRANS SUB	35300 - Station Equipment	Foundation - Equipment	\$364.36	\$312.93	\$51.43
PELE Pennsylvania Electric	PELE SUBTRANS SUBS	WILLIAMSBURG TRANS SUB	35300 - Station Equipment	Foundation - Equipment	\$536.39	\$506.55	\$29.84
PELE Pennsylvania Electric	PELE SUBTRANS SUBS	WILLIAMSBURG TRANS SUB	35300 - Station Equipment	Foundation - Equipment	\$549.09	\$514.94	\$34.15
PELE Pennsylvania Electric	PELE SUBTRANS SUBS	WILLIAMSBURG TRANS SUB	35300 - Station Equipment	Foundation - Equipment	\$1,676.98	\$1,593.63	\$83.35
PELE Pennsylvania Electric	PELE SUBTRANS SUBS	WILLIAMSBURG TRANS SUB	35300 - Station Equipment	Foundation - Equipment	\$115,241.21	\$26,335.73	\$88,905.48
PELE Pennsylvania Electric	PELE SUBTRANS SUBS	WILLIAMSBURG TRANS SUB	35300 - Station Equipment	Fuse Equipment	\$425.94	\$404.77	\$21.17
PELE Pennsylvania Electric	PELE SUBTRANS SUBS	WILLIAMSBURG TRANS SUB	35300 - Station Equipment	Fuse Equipment	\$3,239.66	\$2,782.41	\$457.25
PELE Pennsylvania Electric	PELE SUBTRANS SUBS	WILLIAMSBURG TRANS SUB	35300 - Station Equipment	Fuse Equipment	\$6,883.38	\$319.91	\$6,563.47
PELE Pennsylvania Electric	PELE SUBTRANS SUBS	WILLIAMSBURG TRANS SUB	35300 - Station Equipment	Grounding System, Station	\$57.26	\$53.97	\$3.29
PELE Pennsylvania Electric	PELE SUBTRANS SUBS	WILLIAMSBURG TRANS SUB	35300 - Station Equipment	Grounding System, Station	\$162.00	\$7.53	\$154.47
PELE Pennsylvania Electric	PELE SUBTRANS SUBS	WILLIAMSBURG TRANS SUB	35300 - Station Equipment	Grounding System, Station	\$303.44	\$212.66	\$90.78
PELE Pennsylvania Electric	PELE SUBTRANS SUBS	WILLIAMSBURG TRANS SUB	35300 - Station Equipment	Grounding System, Station	\$435.33	\$373.89	\$61.44
PELE Pennsylvania Electric	PELE SUBTRANS SUBS	WILLIAMSBURG TRANS SUB	35300 - Station Equipment	Grounding System, Station	\$532.78	\$389.47	\$143.31
PELE Pennsylvania Electric	PELE SUBTRANS SUBS	WILLIAMSBURG TRANS SUB	35300 - Station Equipment	Grounding System, Station	\$563.56	\$528.51	\$35.05
PELE Pennsylvania Electric	PELE SUBTRANS SUBS	WILLIAMSBURG TRANS SUB	35300 - Station Equipment	Grounding System, Station	\$921.47	\$616.09	\$305.38
PELE Pennsylvania Electric	PELE SUBTRANS SUBS	WILLIAMSBURG TRANS SUB	35300 - Station Equipment	Grounding System, Station	\$1,543.57	\$866.28	\$677.29
PELE Pennsylvania Electric	PELE SUBTRANS SUBS	WILLIAMSBURG TRANS SUB	35300 - Station Equipment	Grounding System, Station	\$2,274.90	\$2,161.83	\$113.07
PELE Pennsylvania Electric	PELE SUBTRANS SUBS	WILLIAMSBURG TRANS SUB	35300 - Station Equipment	Line Wave Trap	\$16,288.31	\$7,186.28	\$9,102.03
PELE Pennsylvania Electric	PELE SUBTRANS SUBS	WILLIAMSBURG TRANS SUB	35300 - Station Equipment	Load Interrupter	\$10,328.06	\$480.01	\$9,848.05
PELE Pennsylvania Electric	PELE SUBTRANS SUBS	WILLIAMSBURG TRANS SUB	35300 - Station Equipment	Minor Station Equipment	\$11.72	\$11.17	\$0.55
PELE Pennsylvania Electric	PELE SUBTRANS SUBS	WILLIAMSBURG TRANS SUB	35300 - Station Equipment	Minor Station Equipment	\$74.42	\$64.54	\$9.88
PELE Pennsylvania Electric	PELE SUBTRANS SUBS	WILLIAMSBURG TRANS SUB	35300 - Station Equipment	Minor Station Equipment	\$97.21	\$83.49	\$13.72

Company	Major Location	Asset Location	Utility Account	Asset Retirement Unit	Book Cost	Allocated Reserve	Net Book Value
PELE Pennsylvania Electric	PELE SUBTRANS SUBS	WILLIAMSBURG TRANS SUB	35300 - Station Equipment	Minor Station Equipment	\$868.53	\$580.70	\$287.83
PELE Pennsylvania Electric	PELE SUBTRANS SUBS	WILLIAMSBURG TRANS SUB	35300 - Station Equipment	Minor Station Equipment	\$15,912.47	\$14,436.89	\$1,475.58
PELE Pennsylvania Electric	PELE SUBTRANS SUBS	WILLIAMSBURG TRANS SUB	35300 - Station Equipment	Minor Station Equipment	\$229,344.39	\$101,184.99	\$128,159.40
PELE Pennsylvania Electric	PELE SUBTRANS SUBS	WILLIAMSBURG TRANS SUB	35300 - Station Equipment	Mobile Substation	\$2.27	\$2.12	\$0.15
PELE Pennsylvania Electric	PELE SUBTRANS SUBS	WILLIAMSBURG TRANS SUB	35300 - Station Equipment	Mobile Substation	\$20.70	\$19.69	\$1.01
PELE Pennsylvania Electric	PELE SUBTRANS SUBS	WILLIAMSBURG TRANS SUB	35300 - Station Equipment	Non-Unitized	(\$4,338.26)	(\$287.05)	(\$4,051.21)
PELE Pennsylvania Electric	PELE SUBTRANS SUBS	WILLIAMSBURG TRANS SUB	35300 - Station Equipment	Non-Unitized	\$2.71	\$0.03	\$2.68
PELE Pennsylvania Electric	PELE SUBTRANS SUBS	WILLIAMSBURG TRANS SUB	35300 - Station Equipment	Non-Unitized	\$524.60	\$24.38	\$500.22
PELE Pennsylvania Electric	PELE SUBTRANS SUBS	WILLIAMSBURG TRANS SUB	35300 - Station Equipment	Non-Unitized	\$887.73	\$24.31	\$863.42
PELE Pennsylvania Electric	PELE SUBTRANS SUBS	WILLIAMSBURG TRANS SUB	35300 - Station Equipment	Recloser	\$8,194.47	\$4,598.92	\$3,595.55
PELE Pennsylvania Electric	PELE SUBTRANS SUBS	WILLIAMSBURG TRANS SUB	35300 - Station Equipment	Recloser	\$26,937.05	\$15,626.87	\$11,310.18
PELE Pennsylvania Electric	PELE SUBTRANS SUBS	WILLIAMSBURG TRANS SUB	35300 - Station Equipment	Rectifier	\$89.90	\$60.11	\$29.79
PELE Pennsylvania Electric	PELE SUBTRANS SUBS	WILLIAMSBURG TRANS SUB	35300 - Station Equipment	RTU - SCADA	\$81,040.14	\$5,262.40	\$75,777.74
PELE Pennsylvania Electric	PELE SUBTRANS SUBS	WILLIAMSBURG TRANS SUB	35300 - Station Equipment	Structure	\$1,241.20	\$1,066.02	\$175.18
PELE Pennsylvania Electric	PELE SUBTRANS SUBS	WILLIAMSBURG TRANS SUB	35300 - Station Equipment	Structure	\$19,378.09	\$18,172.95	\$1,205.14
PELE Pennsylvania Electric	PELE SUBTRANS SUBS	WILLIAMSBURG TRANS SUB	35300 - Station Equipment	Structure	\$43,153.84	\$41,009.02	\$2,144.82
PELE Pennsylvania Electric	PELE SUBTRANS SUBS	WILLIAMSBURG TRANS SUB	35300 - Station Equipment	Switch	\$6,029.21	\$4,407.47	\$1,621.74
PELE Pennsylvania Electric	PELE SUBTRANS SUBS	WILLIAMSBURG TRANS SUB	35300 - Station Equipment	Switch	\$7,723.18	\$7,242.87	\$480.31
PELE Pennsylvania Electric	PELE SUBTRANS SUBS	WILLIAMSBURG TRANS SUB	35300 - Station Equipment	Switch	\$8,459.67	\$7,265.65	\$1,194.02
PELE Pennsylvania Electric	PELE SUBTRANS SUBS	WILLIAMSBURG TRANS SUB	35300 - Station Equipment	Switch	\$27,889.92	\$26,503.74	\$1,386.18
PELE Pennsylvania Electric	PELE SUBTRANS SUBS	WILLIAMSBURG TRANS SUB	35300 - Station Equipment	Transformer Track System	\$1,446.27	\$1,374.39	\$71.88
PELE Pennsylvania Electric	PELE SUBTRANS SUBS	WILLIAMSBURG TRANS SUB	35300 - Station Equipment	Transformer, Power	\$240.52	\$175.83	\$64.69
PELE Pennsylvania Electric	PELE SUBTRANS SUBS	WILLIAMSBURG TRANS SUB	35300 - Station Equipment	Transformer, Power	\$967.71	\$919.61	\$48.10
PELE Pennsylvania Electric	PELE SUBTRANS SUBS	WILLIAMSBURG TRANS SUB	35300 - Station Equipment	Transformer, Power	\$5,746.16	\$4,983.33	\$762.83
PELE Pennsylvania Electric	PELE SUBTRANS SUBS	WILLIAMSBURG TRANS SUB	35300 - Station Equipment	Transformer, Power	\$14,838.00	\$10,163.25	\$4,674.75
PELE Pennsylvania Electric	PELE SUBTRANS SUBS	WILLIAMSBURG TRANS SUB	35300 - Station Equipment	Transformer, Power	\$18,526.52	\$8,556.52	\$9,970.00
PELE Pennsylvania Electric	PELE SUBTRANS SUBS	WILLIAMSBURG TRANS SUB	35300 - Station Equipment	Transformer, Power	\$21,167.12	\$17,990.99	\$3,176.13
PELE Pennsylvania Electric	PELE SUBTRANS SUBS	WILLIAMSBURG TRANS SUB	35300 - Station Equipment	Transformer, Power	\$33,715.21	\$26,042.14	\$7,673.07
PELE Pennsylvania Electric	PELE SUBTRANS SUBS	WILLIAMSBURG TRANS SUB	35300 - Station Equipment	Transformer, Power	\$506,277.83	\$23,530.00	\$482,747.83
PELE Pennsylvania Electric	PELE SUBTRANS SUBS	WILLIAMSBURG TRANS SUB	35300 - Station Equipment	Wiring	\$10.43	\$9.83	\$0.60
PELE Pennsylvania Electric	PELE SUBTRANS SUBS	WILLIAMSBURG TRANS SUB	35300 - Station Equipment	Wiring	\$15.06	\$14.40	\$0.66
PELE Pennsylvania Electric	PELE SUBTRANS SUBS	WILLIAMSBURG TRANS SUB	35300 - Station Equipment	Wiring	\$27.30	\$24.46	\$2.84
PELE Pennsylvania Electric	PELE SUBTRANS SUBS	WILLIAMSBURG TRANS SUB	35300 - Station Equipment	Wiring	\$84.46	\$80.50	\$3.96
PELE Pennsylvania Electric	PELE SUBTRANS SUBS	WILLIAMSBURG TRANS SUB	35300 - Station Equipment	Wiring	\$442.98	\$281.07	\$161.91
PELE Pennsylvania Electric	PELE SUBTRANS SUBS	WILLIAMSBURG TRANS SUB	35300 - Station Equipment	Wiring	\$2,422.55	\$2,080.63	\$341.92
PELE Pennsylvania Electric	PELE SUBTRANS SUBS	WILLIAMSBURG TRANS SUB	35300 - Station Equipment	Wiring	\$3,302.69	\$2,414.33	\$888.36
PELE Pennsylvania Electric	PELE SUBTRANS SUBS	WILLIAMSBURG TRANS SUB	35300 - Station Equipment	Wiring	\$6,517.98	\$6,194.02	\$323.96
PELE Pennsylvania Electric	PELE SUBTRANS SUBS	WILLIAMSBURG TRANS SUB	35300 - Station Equipment	Wiring	\$7,341.88	\$5,145.25	\$2,196.63
PELE Pennsylvania Electric	PELE SUBTRANS SUBS	WILLIAMSBURG TRANS SUB	35300 - Station Equipment	Wiring	\$11,240.87	\$10,541.79	\$699.08
PELE Pennsylvania Electric	PELE SUBTRANS SUBS	WILLIAMSBURG TRANS SUB	35300 - Station Equipment	Wood Pole	\$190.25	\$180.79	\$9.46
PELE Pennsylvania Electric	PELE SUBTRANS SUBS	WILLIAMSBURG TRANS SUB	35300 - Station Equipment	Wood Pole	\$407.79	\$285.78	\$122.01
PELE Pennsylvania Electric	PELE SUBTRANS SUBS	WILLIAMSBURG TRANS SUB	35300 - Station Equipment	Wood Pole	\$817.20	\$597.39	\$219.81
WILLIAMSBURG TRANS SUB Total					\$1,472,999.63	\$539,391.53	\$933,608.10
PELE Pennsylvania Electric	PELE - Dist Subs	YEAGERTOWN SUB	35300 - Station Equipment	Bus	\$19,723.62	\$1,305.04	\$18,418.58
PELE Pennsylvania Electric	PELE - Dist Subs	YEAGERTOWN SUB	35300 - Station Equipment	Cable, Wiring	\$113,651.70	\$7,519.90	\$106,131.80
PELE Pennsylvania Electric	PELE - Dist Subs	YEAGERTOWN SUB	35300 - Station Equipment	CT 2.5KV - 15KV	\$23,660.73	\$1,565.54	\$22,095.19
PELE Pennsylvania Electric	PELE - Dist Subs	YEAGERTOWN SUB	35300 - Station Equipment	Equipment Enclosure	\$1,762.54	\$116.62	\$1,645.92
PELE Pennsylvania Electric	PELE - Dist Subs	YEAGERTOWN SUB	35300 - Station Equipment	Insulator - transmission	\$1,633.56	\$108.09	\$1,525.47
PELE Pennsylvania Electric	PELE - Dist Subs	YEAGERTOWN SUB	35300 - Station Equipment	Relaying Equipment	\$12,461.82	\$824.55	\$11,637.27
PELE Pennsylvania Electric	PELE - Dist Subs	YEAGERTOWN SUB	35300 - Station Equipment	Relays	\$115,575.98	\$7,647.22	\$107,928.76
PELE Pennsylvania Electric	PELE - Dist Subs	YEAGERTOWN SUB	35300 - Station Equipment	Structure	\$41,846.03	\$2,768.79	\$39,077.24
PELE Pennsylvania Electric	PELE - Dist Subs	YEAGERTOWN SUB	35300 - Station Equipment	Transformer, Power	\$501,846.41	\$33,205.28	\$468,641.13
PELE Pennsylvania Electric	PELE - Dist Subs	YEAGERTOWN SUB	35300 - Station Equipment	Wiring	\$26,219.98	\$1,734.88	\$24,485.10
YEAGERTOWN SUB Total					\$858,382.37	\$56,795.92	\$801,586.45

Company	Major Location	Asset Location	Utility Account	Asset Retirement Unit	Book Cost	Allocated Reserve	Net Book Value
			35300 - Station Equipment Total		\$192,582,394.80	\$67,467,753.66	\$125,114,641.14
PELE Pennsylvania Electric	PELE - TL 230KV	ALTOONA to RAYSTOWN	35400 - Towers And Fixtures	Steel Tower Fully Dressed	\$592,348.80	\$466,082.07	\$126,266.73
		ALTOONA to RAYSTOWN Total			\$592,348.80	\$466,082.07	\$126,266.73
PELE Pennsylvania Electric	PELE - TL 115KV	BUFFALO ROAD to DOWNING AVENUE	35400 - Towers And Fixtures	Steel Tower Fully Dressed	\$189,623.38	\$55,140.65	\$134,482.73
		BUFFALO ROAD to DOWNING AVENUE Total			\$189,623.38	\$55,140.65	\$134,482.73
PELE Pennsylvania Electric	PELE - TL 115KV	CLAYSBURG to OSTERBURG EAST	35400 - Towers And Fixtures	Steel Tower Fully Dressed	\$32,788.79	\$18,919.93	\$13,868.86
		CLAYSBURG to OSTERBURG EAST Total			\$32,788.79	\$18,919.93	\$13,868.86
PELE Pennsylvania Electric	PELE - TL 500KV	CONEMAUGH to JUNIATA	35400 - Towers And Fixtures	Steel Tower Fully Dressed	\$123,671.17	\$78,976.13	\$44,695.04
PELE Pennsylvania Electric	PELE - TL 500KV	CONEMAUGH to JUNIATA	35400 - Towers And Fixtures	Steel Tower Fully Dressed	\$808,732.43	\$6,241.13	\$802,491.30
PELE Pennsylvania Electric	PELE - TL 500KV	CONEMAUGH to JUNIATA	35400 - Towers And Fixtures	Steel Tower Fully Dressed	\$1,211,371.14	\$892,793.42	\$318,577.72
PELE Pennsylvania Electric	PELE - TL 500KV	CONEMAUGH to JUNIATA	35400 - Towers And Fixtures	Steel Tower Fully Dressed	\$5,448,914.39	\$4,155,109.72	\$1,293,804.67
		CONEMAUGH to JUNIATA Total			\$7,592,689.13	\$5,133,120.40	\$2,459,568.73
PELE Pennsylvania Electric	PELE - TL 115KV	DOWNING AVE to GREEN GARDEN	35400 - Towers And Fixtures	Steel Tower Fully Dressed	\$511,751.69	\$148,812.44	\$362,939.25
		DOWNING AVE to GREEN GARDEN Total			\$511,751.69	\$148,812.44	\$362,939.25
PELE Pennsylvania Electric	PELE - TL 345KV	ERIE SOUTH to ERIE WEST	35400 - Towers And Fixtures	Steel Tower Fully Dressed	\$13,339.60	\$9,654.85	\$3,684.75
PELE Pennsylvania Electric	PELE - TL 345KV	ERIE SOUTH to ERIE WEST	35400 - Towers And Fixtures	Steel Tower Fully Dressed	\$45,087.48	\$33,229.95	\$11,857.53
PELE Pennsylvania Electric	PELE - TL 345KV	ERIE SOUTH to ERIE WEST	35400 - Towers And Fixtures	Steel Tower Fully Dressed	\$1,957,773.68	\$1,540,449.16	\$417,324.52
		ERIE SOUTH to ERIE WEST Total			\$2,016,200.76	\$1,583,333.96	\$432,866.80
PELE Pennsylvania Electric	PELE - TL 345KV	ERIE WEST to OHIO CEI	35400 - Towers And Fixtures	Steel Tower Fully Dressed	\$13,522.72	\$9,966.39	\$3,556.33
PELE Pennsylvania Electric	PELE - TL 345KV	ERIE WEST to OHIO CEI	35400 - Towers And Fixtures	Steel Tower Fully Dressed	\$220,351.68	\$173,380.90	\$46,970.78
		ERIE WEST to OHIO CEI Total			\$233,874.40	\$183,347.29	\$50,527.11
PELE Pennsylvania Electric	PELE - General Property	General equipment - PELE	35400 - Towers And Fixtures	Steel Tower Fully Dressed	\$108,813.52	\$55,759.61	\$53,053.91
		General equipment - PELE Total			\$108,813.52	\$55,759.61	\$53,053.91
PELE Pennsylvania Electric	PELE - TL 230KV	GLADE TAP to LEWIS RUN	35400 - Towers And Fixtures	Steel Tower Fully Dressed	\$204,175.26	\$1,575.66	\$202,599.60
		GLADE TAP to LEWIS RUN Total			\$204,175.26	\$1,575.66	\$202,599.60
PELE Pennsylvania Electric	PELE - TL 115KV	GLORY to EAST PIKE	35400 - Towers And Fixtures	Steel Tower Fully Dressed	\$41,608.48	\$31,203.51	\$10,404.97
		GLORY to EAST PIKE Total			\$41,608.48	\$31,203.51	\$10,404.97
PELE Pennsylvania Electric	PELE - TL 115KV	HILLTOP to HILLELAY JCT to CLAYSBURG	35400 - Towers And Fixtures	Steel Tower Fully Dressed	\$7,711.30	\$7,075.84	\$635.46
		HILLTOP to HILLELAY JCT to CLAYSBURG Total			\$7,711.30	\$7,075.84	\$635.46
PELE Pennsylvania Electric	PELE - TL 230KV	HOMER CITY to HOOVERVILLE	35400 - Towers And Fixtures	Steel Tower Fully Dressed	\$347,887.53	\$227,322.38	\$120,565.15
		HOMER CITY to HOOVERVILLE Total			\$347,887.53	\$227,322.38	\$120,565.15
PELE Pennsylvania Electric	PELE - TL 230KV	HOMER CITY to JOHNSTOWN	35400 - Towers And Fixtures	Steel Tower Fully Dressed	\$16,884.95	\$13,083.38	\$3,801.57
PELE Pennsylvania Electric	PELE - TL 230KV	HOMER CITY to JOHNSTOWN	35400 - Towers And Fixtures	Steel Tower Fully Dressed	\$87,122.25	\$63,056.78	\$24,065.47
		HOMER CITY to JOHNSTOWN Total			\$104,007.20	\$76,140.16	\$27,867.04
PELE Pennsylvania Electric	PELE - TL 230KV	HOMER CITY to SEWARD	35400 - Towers And Fixtures	Steel Tower Fully Dressed	\$16,884.95	\$13,083.38	\$3,801.57
PELE Pennsylvania Electric	PELE - TL 230KV	HOMER CITY to SEWARD	35400 - Towers And Fixtures	Steel Tower Fully Dressed	\$64,809.46	\$46,907.37	\$17,902.09
PELE Pennsylvania Electric	PELE - TL 230KV	HOMER CITY to SEWARD	35400 - Towers And Fixtures	Steel Tower Fully Dressed	\$69,213.10	\$51,905.09	\$17,308.01
		HOMER CITY to SEWARD Total			\$150,907.51	\$111,895.84	\$39,011.67
PELE Pennsylvania Electric	PELE - TL 345KV	HOMER CITY to WAYNE	35400 - Towers And Fixtures	Steel Tower Fully Dressed	\$810,725.04	\$597,512.98	\$213,212.06
		HOMER CITY to WAYNE Total			\$810,725.04	\$597,512.98	\$213,212.06
PELE Pennsylvania Electric	PELE - TL 230KV	JOHNSTOWN SUB to BETH STEEL ARC FURN	35400 - Towers And Fixtures	Steel Tower Fully Dressed	\$166,737.33	\$93,560.91	\$73,176.42
		JOHNSTOWN SUB to BETH STEEL ARC FURN Total			\$166,737.33	\$93,560.91	\$73,176.42
PELE Pennsylvania Electric	PELE - TL 230KV	JOHNSTOWN to ALTOONA	35400 - Towers And Fixtures	Steel Tower Fully Dressed	\$4,968.32	\$2,627.35	\$2,340.97
PELE Pennsylvania Electric	PELE - TL 230KV	JOHNSTOWN to ALTOONA	35400 - Towers And Fixtures	Steel Tower Fully Dressed	\$68,657.84	\$53,199.85	\$15,457.99
		JOHNSTOWN to ALTOONA Total			\$73,626.16	\$55,827.20	\$17,798.96
PELE Pennsylvania Electric	PELE - TL 500KV	KEYSTONE to CONEMAUGH	35400 - Towers And Fixtures	Steel Tower Fully Dressed	\$50,172.19	\$28,153.00	\$22,019.19
PELE Pennsylvania Electric	PELE - TL 500KV	KEYSTONE to CONEMAUGH	35400 - Towers And Fixtures	Steel Tower Fully Dressed	\$65,246.54	\$35,563.34	\$29,683.20
PELE Pennsylvania Electric	PELE - TL 500KV	KEYSTONE to CONEMAUGH	35400 - Towers And Fixtures	Steel Tower Fully Dressed	\$117,728.47	\$67,932.20	\$49,796.27
PELE Pennsylvania Electric	PELE - TL 500KV	KEYSTONE to CONEMAUGH	35400 - Towers And Fixtures	Steel Tower Fully Dressed	\$383,740.36	\$292,624.03	\$91,116.33
PELE Pennsylvania Electric	PELE - TL 500KV	KEYSTONE to CONEMAUGH	35400 - Towers And Fixtures	Steel Tower Fully Dressed	\$1,440,207.17	\$1,061,448.01	\$378,759.16
		KEYSTONE to CONEMAUGH Total			\$2,057,094.73	\$1,485,720.58	\$571,374.15
PELE Pennsylvania Electric	PELE - TL 230KV	KEYSTONE to HOMER CITY	35400 - Towers And Fixtures	Steel Tower Fully Dressed	\$23,993.74	\$17,993.66	\$6,000.08
PELE Pennsylvania Electric	PELE - TL 230KV	KEYSTONE to HOMER CITY	35400 - Towers And Fixtures	Steel Tower Fully Dressed	\$39,655.47	\$30,727.23	\$8,928.24
		KEYSTONE to HOMER CITY Total			\$63,649.21	\$48,720.89	\$14,928.32

Company	Major Location	Asset Location	Utility Account	Asset Retirement Unit	Book Cost	Allocated Reserve	Net Book Value
PELE Pennsylvania Electric	PELE - TL 500KV	KEYSTONE to JUNIATA	35400 - Towers And Fixtures	Steel Tower Fully Dressed	\$6,423,753.80	\$4,898,480.67	\$1,525,273.13
		KEYSTONE to JUNIATA Total			\$6,423,753.80	\$4,898,480.67	\$1,525,273.13
PELE Pennsylvania Electric	PELE - TL 230KV	LEWISTOWN to JUNIATA to MIDDLETOWN JCT	35400 - Towers And Fixtures	Steel Tower Fully Dressed	\$742,831.25	\$670,986.25	\$71,845.00
		LEWISTOWN to JUNIATA to MIDDLETOWN JCT Total			\$742,831.25	\$670,986.25	\$71,845.00
PELE Pennsylvania Electric	PELE - TL 230KV	LEWISTOWN to YEAGERTOWN LY1	35400 - Towers And Fixtures	Steel Tower Fully Dressed	\$183,071.04	\$144,047.10	\$39,023.94
		LEWISTOWN to YEAGERTOWN LY1 Total			\$183,071.04	\$144,047.10	\$39,023.94
PELE Pennsylvania Electric	PELE - TL 115KV	MANSFIELD to SOUTH TROY to EAST TOWANDA	35400 - Towers And Fixtures	Steel Tower Fully Dressed	\$13,724.29	\$8,347.57	\$5,376.72
		MANSFIELD to SOUTH TROY to EAST TOWANDA Total			\$13,724.29	\$8,347.57	\$5,376.72
PELE Pennsylvania Electric	PELE - TL 115KV	NILES VALLEY to MANSVILLE	35400 - Towers And Fixtures	Steel Tower Fully Dressed	\$26,789.89	\$23,992.66	\$2,797.23
		NILES VALLEY to MANSVILLE Total			\$26,789.89	\$23,992.66	\$2,797.23
PELE Pennsylvania Electric	PELE - TL 46KV	PELE - TL 46KV	35400 - Towers And Fixtures	Steel Tower Fully Dressed	\$2,696.36	\$1,336.14	\$1,360.22
PELE Pennsylvania Electric	PELE - TL 46KV	PELE - TL 46KV	35400 - Towers And Fixtures	Steel Tower Fully Dressed	\$4,074.42	\$3,797.89	\$276.53
PELE Pennsylvania Electric	PELE - TL 46KV	PELE - TL 46KV	35400 - Towers And Fixtures	Steel Tower Fully Dressed	\$26,678.72	\$22,180.01	\$4,498.71
PELE Pennsylvania Electric	PELE - TL 46KV	PELE - TL 46KV	35400 - Towers And Fixtures	Steel Tower Fully Dressed	\$41,997.53	\$40,709.10	\$1,288.43
		PELE - TL 46KV Total			\$75,447.03	\$68,023.14	\$7,423.89
PELE Pennsylvania Electric	PELE - TL 115KV	PINEY to TIMBLIN to TRADE CITY to DIXON	35400 - Towers And Fixtures	Extensions	\$1,234,421.64	\$107,863.44	\$1,126,558.20
PELE Pennsylvania Electric	PELE - TL 115KV	PINEY to TIMBLIN to TRADE CITY to DIXON	35400 - Towers And Fixtures	Non-Unitized	\$199,677.48	\$4,652.03	\$195,025.45
PELE Pennsylvania Electric	PELE - TL 115KV	PINEY to TIMBLIN to TRADE CITY to DIXON	35400 - Towers And Fixtures	Steel Tower Fully Dressed	\$441,158.30	\$423,875.89	\$17,282.41
		PINEY to TIMBLIN to TRADE CITY to DIXON Total			\$1,875,257.42	\$536,391.36	\$1,338,866.06
PELE Pennsylvania Electric	PELE - TL 230KV	RAYSTOWN to LEWISTOWN	35400 - Towers And Fixtures	Steel Tower Fully Dressed	\$1,085,259.94	\$853,922.89	\$231,337.05
		RAYSTOWN to LEWISTOWN Total			\$1,085,259.94	\$853,922.89	\$231,337.05
PELE Pennsylvania Electric	PELE - TL 115KV	SAXTON to CURRYVILLE to CLAYSBURG-SU	35400 - Towers And Fixtures	Steel Tower Fully Dressed	\$155,883.15	\$149,776.42	\$6,106.73
		SAXTON to CURRYVILLE to CLAYSBURG-SU Total			\$155,883.15	\$149,776.42	\$6,106.73
PELE Pennsylvania Electric	PELE - TL 115KV	SAXTON to SHADE GAP to REEDS GAP to LEW	35400 - Towers And Fixtures	Steel Tower Fully Dressed	\$592,213.27	\$569,013.27	\$23,200.00
		SAXTON to SHADE GAP to REEDS GAP to LEW Total			\$592,213.27	\$569,013.27	\$23,200.00
PELE Pennsylvania Electric	PELE - TL 115KV	SEWARD to FLORENCE to BLAIRSVILLE EAST	35400 - Towers And Fixtures	Steel Tower Fully Dressed	(\$128,216.63)	(\$123,193.73)	(\$5,022.90)
		SEWARD to FLORENCE to BLAIRSVILLE EAST Total			(\$128,216.63)	(\$123,193.73)	(\$5,022.90)
PELE Pennsylvania Electric	PELE - TL 230KV	SHAWVILLE to EAST TOWANDA	35400 - Towers And Fixtures	Steel Tower Fully Dressed	\$31,147.87	\$21,692.89	\$9,454.98
		SHAWVILLE to EAST TOWANDA Total			\$31,147.87	\$21,692.89	\$9,454.98
PELE Pennsylvania Electric	PELE - TL 115KV	SHAWVILLE to MADERA	35400 - Towers And Fixtures	Extensions	\$2,239.98	\$195.73	\$2,044.25
		SHAWVILLE to MADERA Total			\$2,239.98	\$195.73	\$2,044.25
PELE Pennsylvania Electric	PELE - TL 115KV	SHAWVILLE to PHILIPSBURG	35400 - Towers And Fixtures	Steel Tower Fully Dressed	\$27,801.40	\$22,198.91	\$5,602.49
		SHAWVILLE to PHILIPSBURG Total			\$27,801.40	\$22,198.91	\$5,602.49
PELE Pennsylvania Electric	PELE - TL 230KV	SHAWVILLE to SHINGLETOWN	35400 - Towers And Fixtures	Steel Tower Fully Dressed	\$375.75	\$76.91	\$298.84
PELE Pennsylvania Electric	PELE - TL 230KV	SHAWVILLE to SHINGLETOWN	35400 - Towers And Fixtures	Steel Tower Fully Dressed	\$847,546.28	\$759,050.87	\$88,495.41
		SHAWVILLE to SHINGLETOWN Total			\$847,922.03	\$759,127.78	\$88,794.25
PELE Pennsylvania Electric	PELE - TL 230KV	SHINGLETOWN to LEWISTOWN	35400 - Towers And Fixtures	Steel Tower Fully Dressed	\$578,254.31	\$517,876.66	\$60,377.65
		SHINGLETOWN to LEWISTOWN Total			\$578,254.31	\$517,876.66	\$60,377.65
PELE Pennsylvania Electric	PELE - TL 115KV	SUMMIT to WESTFALL	35400 - Towers And Fixtures	Steel Tower Fully Dressed	\$2,329.24	\$1,344.03	\$985.21
		SUMMIT to WESTFALL Total			\$2,329.24	\$1,344.03	\$985.21
PELE Pennsylvania Electric	PELE - TL 115KV	TITUSVILLE to UNION CITY	35400 - Towers And Fixtures	Steel Tower Fully Dressed	\$8,671.48	\$8,331.77	\$339.71
		TITUSVILLE to UNION CITY Total			\$8,671.48	\$8,331.77	\$339.71
PELE Pennsylvania Electric	PELE - TL 115KV	TOWER 51 to HOOVERSVILLE	35400 - Towers And Fixtures	Steel Tower Fully Dressed	\$1,150.00	\$891.08	\$258.92
PELE Pennsylvania Electric	PELE - TL 115KV	TOWER 51 to HOOVERSVILLE	35400 - Towers And Fixtures	Steel Tower Fully Dressed	\$118,041.24	\$113,416.97	\$4,624.27
		TOWER 51 to HOOVERSVILLE Total			\$119,191.24	\$114,308.05	\$4,883.19
PELE Pennsylvania Electric	PELE - Unspecified	Unspecified - PELE - WR Pa	35400 - Towers And Fixtures	Unspecified	\$1,032,278.63	\$40,325.53	\$991,953.10
		Unspecified - PELE - WR Pa Total			\$1,032,278.63	\$40,325.53	\$991,953.10
PELE Pennsylvania Electric	PELE - TL 115KV	WARREN to WARREN SOUTH to LEWIS RUN	35400 - Towers And Fixtures	Steel Tower Fully Dressed	\$18,020.49	\$16,873.62	\$1,146.87
		WARREN to WARREN SOUTH to LEWIS RUN Total			\$18,020.49	\$16,873.62	\$1,146.87
		35400 - Towers And Fixtures Total			\$29,020,091.34	\$19,683,134.87	\$9,336,956.47
PELE Pennsylvania Electric	PELE - TL 115KV	ALLEGHENY-SOMERSET	35500 - Poles And Fixtures	Non-Unitized	\$3,794.88	\$24.64	\$3,770.24
		ALLEGHENY-SOMERSET Total			\$3,794.88	\$24.64	\$3,770.24
PELE Pennsylvania Electric	PELE - TL 230KV	ALTOONA to RAYSTOWN	35500 - Poles And Fixtures	Crossarm	\$7,879.07	\$854.28	\$7,024.79
PELE Pennsylvania Electric	PELE - TL 230KV	ALTOONA to RAYSTOWN	35500 - Poles And Fixtures	Phase Raiser	\$385,231.75	\$7,637.58	\$377,594.17

Company	Major Location	Asset Location	Utility Account	Asset Retirement Unit	Book Cost	Allocated Reserve	Net Book Value
PELE Pennsylvania Electric	PELE - TL 230KV	ALTOONA to RAYSTOWN	35500 - Poles And Fixtures	Wood Pole	\$20,493.95	\$2,222.05	\$18,271.90
PELE Pennsylvania Electric	PELE - TL 230KV	ALTOONA to RAYSTOWN	35500 - Poles And Fixtures	Wood Pole	\$535,014.20	\$10,607.16	\$524,407.04
		ALTOONA to RAYSTOWN Total			\$948,618.97	\$21,321.07	\$927,297.90
PELE Pennsylvania Electric	PELE - TL 115KV	ARNOLD TAP to ARNOLD REC SUB	35500 - Poles And Fixtures	Crossarm	\$697.09	\$384.86	\$312.23
PELE Pennsylvania Electric	PELE - TL 115KV	ARNOLD TAP to ARNOLD REC SUB	35500 - Poles And Fixtures	Crossarm	\$5,270.26	\$571.43	\$4,698.83
PELE Pennsylvania Electric	PELE - TL 115KV	ARNOLD TAP to ARNOLD REC SUB	35500 - Poles And Fixtures	Crossarm	\$13,015.56	\$1,619.67	\$11,395.89
PELE Pennsylvania Electric	PELE - TL 115KV	ARNOLD TAP to ARNOLD REC SUB	35500 - Poles And Fixtures	Non-Unitized	(\$680.18)	(\$52.63)	(\$627.55)
PELE Pennsylvania Electric	PELE - TL 115KV	ARNOLD TAP to ARNOLD REC SUB	35500 - Poles And Fixtures	Non-Unitized	\$680.17	\$63.07	\$617.10
PELE Pennsylvania Electric	PELE - TL 115KV	ARNOLD TAP to ARNOLD REC SUB	35500 - Poles And Fixtures	Wood Pole	\$1,757.99	\$970.57	\$787.42
PELE Pennsylvania Electric	PELE - TL 115KV	ARNOLD TAP to ARNOLD REC SUB	35500 - Poles And Fixtures	Wood Pole	\$61,957.56	\$6,717.71	\$55,239.85
PELE Pennsylvania Electric	PELE - TL 115KV	ARNOLD TAP to ARNOLD REC SUB	35500 - Poles And Fixtures	Wood Pole	\$234,066.83	\$32,945.98	\$201,120.85
PELE Pennsylvania Electric	PELE - TL 115KV	ARNOLD TAP to ARNOLD REC SUB	35500 - Poles And Fixtures	Wood Pole	\$731,068.75	\$90,974.70	\$640,094.05
		ARNOLD TAP to ARNOLD REC SUB Total			\$1,047,834.03	\$134,195.35	\$913,638.68
PELE Pennsylvania Electric	PELE - TL 115KV	BEDFORD NORTH ALLEGHENY to SOMERSET	35500 - Poles And Fixtures	Crossarm	\$443.91	\$317.55	\$126.36
PELE Pennsylvania Electric	PELE - TL 115KV	BEDFORD NORTH ALLEGHENY to SOMERSET	35500 - Poles And Fixtures	Crossarm	\$1,664.68	\$1,139.16	\$525.52
PELE Pennsylvania Electric	PELE - TL 115KV	BEDFORD NORTH ALLEGHENY to SOMERSET	35500 - Poles And Fixtures	Crossarm	\$2,836.95	\$892.66	\$1,944.29
PELE Pennsylvania Electric	PELE - TL 115KV	BEDFORD NORTH ALLEGHENY to SOMERSET	35500 - Poles And Fixtures	Crossarm	\$32,773.40	\$24,836.81	\$7,936.59
PELE Pennsylvania Electric	PELE - TL 115KV	BEDFORD NORTH ALLEGHENY to SOMERSET	35500 - Poles And Fixtures	Crossarm	\$65,962.98	\$48,397.94	\$17,565.04
PELE Pennsylvania Electric	PELE - TL 115KV	BEDFORD NORTH ALLEGHENY to SOMERSET	35500 - Poles And Fixtures	Non-Unitized	\$86,496.97	\$561.79	\$85,935.18
PELE Pennsylvania Electric	PELE - TL 115KV	BEDFORD NORTH ALLEGHENY to SOMERSET	35500 - Poles And Fixtures	Wood Pole	(\$1,702.21)	(\$131.72)	(\$1,570.49)
PELE Pennsylvania Electric	PELE - TL 115KV	BEDFORD NORTH ALLEGHENY to SOMERSET	35500 - Poles And Fixtures	Wood Pole	\$1,959.65	\$1,401.82	\$557.83
PELE Pennsylvania Electric	PELE - TL 115KV	BEDFORD NORTH ALLEGHENY to SOMERSET	35500 - Poles And Fixtures	Wood Pole	\$2,836.96	\$892.66	\$1,944.30
PELE Pennsylvania Electric	PELE - TL 115KV	BEDFORD NORTH ALLEGHENY to SOMERSET	35500 - Poles And Fixtures	Wood Pole	\$7,985.56	\$5,464.60	\$2,520.96
PELE Pennsylvania Electric	PELE - TL 115KV	BEDFORD NORTH ALLEGHENY to SOMERSET	35500 - Poles And Fixtures	Wood Pole	\$27,210.35	\$2,523.22	\$24,687.13
PELE Pennsylvania Electric	PELE - TL 115KV	BEDFORD NORTH ALLEGHENY to SOMERSET	35500 - Poles And Fixtures	Wood Pole	\$66,340.11	\$50,274.81	\$16,065.30
PELE Pennsylvania Electric	PELE - TL 115KV	BEDFORD NORTH ALLEGHENY to SOMERSET	35500 - Poles And Fixtures	Wood Pole	\$247,071.89	\$181,280.05	\$65,791.84
		BEDFORD NORTH ALLEGHENY to SOMERSET Total			\$541,881.20	\$317,851.35	\$224,029.85
PELE Pennsylvania Electric	PELE SUBTRANS SUBS	BETH 33 CAMBRIA SLOPE SWITCHING STATION	35500 - Poles And Fixtures	Crossarm	\$389.46	\$24.30	\$365.16
PELE Pennsylvania Electric	PELE SUBTRANS SUBS	BETH 33 CAMBRIA SLOPE SWITCHING STATION	35500 - Poles And Fixtures	Wood Pole	\$2,834.52	\$176.85	\$2,657.67
		BETH 33 CAMBRIA SLOPE SWITCHING STATION Total			\$3,223.98	\$201.16	\$3,022.82
PELE Pennsylvania Electric	PELE - TL 115KV	BLAIRSVILLE EAST to SHELOCTA	35500 - Poles And Fixtures	Crossarm	\$37,576.70	\$28,191.80	\$9,384.90
PELE Pennsylvania Electric	PELE - TL 115KV	BLAIRSVILLE EAST to SHELOCTA	35500 - Poles And Fixtures	Steel Pole Fully Dressed	\$3,037.56	\$2,278.92	\$758.64
PELE Pennsylvania Electric	PELE - TL 115KV	BLAIRSVILLE EAST to SHELOCTA	35500 - Poles And Fixtures	Wood Pole	\$98,950.80	\$74,237.51	\$24,713.29
		BLAIRSVILLE EAST to SHELOCTA Total			\$139,565.06	\$104,708.22	\$34,856.84
PELE Pennsylvania Electric	PELE - TL 138KV(PELE)	BLAIRSVILLE to EAST SOCIAL HALL	35500 - Poles And Fixtures	Crossarm	\$2,476.21	\$867.53	\$1,608.68
PELE Pennsylvania Electric	PELE - TL 138KV(PELE)	BLAIRSVILLE to EAST SOCIAL HALL	35500 - Poles And Fixtures	Crossarm	\$17,278.00	\$13,217.26	\$4,060.74
PELE Pennsylvania Electric	PELE - TL 138KV(PELE)	BLAIRSVILLE to EAST SOCIAL HALL	35500 - Poles And Fixtures	Non-Unitized	\$196,186.13	\$1,274.21	\$194,911.92
PELE Pennsylvania Electric	PELE - TL 138KV(PELE)	BLAIRSVILLE to EAST SOCIAL HALL	35500 - Poles And Fixtures	Wood Pole	\$127.65	\$42.44	\$85.21
PELE Pennsylvania Electric	PELE - TL 138KV(PELE)	BLAIRSVILLE to EAST SOCIAL HALL	35500 - Poles And Fixtures	Wood Pole	\$2,367.15	\$1,693.32	\$673.83
PELE Pennsylvania Electric	PELE - TL 138KV(PELE)	BLAIRSVILLE to EAST SOCIAL HALL	35500 - Poles And Fixtures	Wood Pole	\$25,706.68	\$9,006.21	\$16,700.47
PELE Pennsylvania Electric	PELE - TL 138KV(PELE)	BLAIRSVILLE to EAST SOCIAL HALL	35500 - Poles And Fixtures	Wood Pole	\$73,312.92	\$56,082.65	\$17,230.27
		BLAIRSVILLE to EAST SOCIAL HALL Total			\$317,454.74	\$82,183.62	\$235,271.12
PELE Pennsylvania Electric	PELE - TL 115KV	BON AIR to HILLTOP	35500 - Poles And Fixtures	Crossarm	\$12,831.91	\$8,919.65	\$3,912.26
PELE Pennsylvania Electric	PELE - TL 115KV	BON AIR to HILLTOP	35500 - Poles And Fixtures	Non-Unitized	\$122,816.55	\$797.68	\$122,018.87
PELE Pennsylvania Electric	PELE - TL 115KV	BON AIR to HILLTOP	35500 - Poles And Fixtures	Steel Pole Fully Dressed	\$3,293.59	\$2,289.43	\$1,004.16
PELE Pennsylvania Electric	PELE - TL 115KV	BON AIR to HILLTOP	35500 - Poles And Fixtures	Wood Pole	\$43,526.51	\$30,255.92	\$13,270.59
		BON AIR to HILLTOP Total			\$182,468.56	\$42,262.67	\$140,205.89
PELE Pennsylvania Electric	PELE - TL 115KV	BON AIR to SPRUCE STREET NO.1	35500 - Poles And Fixtures	Crossarm	\$1,796.47	\$1,248.75	\$547.72
PELE Pennsylvania Electric	PELE - TL 115KV	BON AIR to SPRUCE STREET NO.1	35500 - Poles And Fixtures	Steel Pole Fully Dressed	\$3,183.58	\$2,212.95	\$970.63
PELE Pennsylvania Electric	PELE - TL 115KV	BON AIR to SPRUCE STREET NO.1	35500 - Poles And Fixtures	Wood Pole	\$13,456.85	\$9,354.05	\$4,102.80
		BON AIR to SPRUCE STREET NO.1 Total			\$18,436.90	\$12,815.75	\$5,621.15
PELE Pennsylvania Electric	PELE - TL 115KV	BON AIR to SPRUCE STREET NO.2	35500 - Poles And Fixtures	Crossarm	\$1,796.47	\$1,248.75	\$547.72
PELE Pennsylvania Electric	PELE - TL 115KV	BON AIR to SPRUCE STREET NO.2	35500 - Poles And Fixtures	Steel Pole Fully Dressed	\$3,008.13	\$2,091.00	\$917.13
PELE Pennsylvania Electric	PELE - TL 115KV	BON AIR to SPRUCE STREET NO.2	35500 - Poles And Fixtures	Wood Pole	\$12,616.23	\$8,769.73	\$3,846.50

Company	Major Location	Asset Location	Utility Account	Asset Retirement Unit	Book Cost	Allocated Reserve	Net Book Value
		BON AIR to SPRUCE STREET NO.2 Total			\$17,420.83	\$12,109.48	\$5,311.35
PELE Pennsylvania Electric	PELE - TL 138KV(PELE)	BROOKVILLE to ELKO WPP CO.	35500 - Poles And Fixtures	Crossarm	\$2,021.89	\$1,546.69	\$475.20
PELE Pennsylvania Electric	PELE - TL 138KV(PELE)	BROOKVILLE to ELKO WPP CO.	35500 - Poles And Fixtures	Wood Pole	\$6,401.87	\$4,897.28	\$1,504.59
PELE Pennsylvania Electric	PELE - TL 138KV(PELE)	BROOKVILLE to ELKO WPP CO.	35500 - Poles And Fixtures	Wood Pole	\$17,491.39	\$1,353.46	\$16,137.93
		BROOKVILLE to ELKO WPP CO. Total			\$25,915.15	\$7,797.44	\$18,117.71
PELE Pennsylvania Electric	PELE - TL 138KV(PELE)	BROOKVILLE to NEW BETHLEHEM WPP C	35500 - Poles And Fixtures	Crossarm	\$7,667.94	\$4,233.40	\$3,434.54
PELE Pennsylvania Electric	PELE - TL 138KV(PELE)	BROOKVILLE to NEW BETHLEHEM WPP C	35500 - Poles And Fixtures	Wood Pole	\$23,170.34	\$12,792.12	\$10,378.22
		BROOKVILLE to NEW BETHLEHEM WPP C Total			\$30,838.28	\$17,025.52	\$13,812.76
PELE Pennsylvania Electric	PELE - TL 115KV	BUFFALO ROAD to DOWNING AVENUE	35500 - Poles And Fixtures	Steel Pole Fully Dressed	\$133,763.34	\$34,937.43	\$98,825.91
PELE Pennsylvania Electric	PELE - TL 115KV	BUFFALO ROAD to DOWNING AVENUE	35500 - Poles And Fixtures	Steel Pole Fully Dressed	\$284,435.09	\$79,346.73	\$205,088.36
		BUFFALO ROAD to DOWNING AVENUE Total			\$418,198.43	\$114,284.15	\$303,914.28
PELE Pennsylvania Electric	PELE - TL 115KV	BUFFALO ROAD-CORRY EAST (WD)	35500 - Poles And Fixtures	Non-Unitized	\$96,883.66	\$629.25	\$96,254.41
		BUFFALO ROAD-CORRY EAST (WD) Total			\$96,883.66	\$629.25	\$96,254.41
PELE Pennsylvania Electric	PELE - TL 115KV	CAMBRIA SLOPE to WILMORE JCT	35500 - Poles And Fixtures	Crossarm	\$10,133.20	\$784.10	\$9,349.10
PELE Pennsylvania Electric	PELE - TL 115KV	CAMBRIA SLOPE to WILMORE JCT	35500 - Poles And Fixtures	Crossarm	\$12,283.96	\$7,322.49	\$4,961.47
PELE Pennsylvania Electric	PELE - TL 115KV	CAMBRIA SLOPE to WILMORE JCT	35500 - Poles And Fixtures	Wood Pole	\$19,221.33	\$11,457.87	\$7,763.46
PELE Pennsylvania Electric	PELE - TL 115KV	CAMBRIA SLOPE to WILMORE JCT	35500 - Poles And Fixtures	Wood Pole	\$398,810.50	\$30,859.56	\$367,950.94
		CAMBRIA SLOPE to WILMORE JCT Total			\$440,448.99	\$50,424.02	\$390,024.97
PELE Pennsylvania Electric	PELE - TL 115KV	CLARK SUMMIT to GRANDVIEW	35500 - Poles And Fixtures	Crossarm	\$20,954.17	\$16,029.45	\$4,924.72
PELE Pennsylvania Electric	PELE - TL 115KV	CLARK SUMMIT to GRANDVIEW	35500 - Poles And Fixtures	Wood Pole	\$64,712.51	\$49,503.53	\$15,208.98
		CLARK SUMMIT to GRANDVIEW Total			\$85,666.68	\$65,532.98	\$20,133.70
PELE Pennsylvania Electric	PELE - Dist Subs	CLAYSBURG SUB (PELE)	35500 - Poles And Fixtures	Wood Pole	\$10,041.42	\$479.91	\$9,561.51
PELE Pennsylvania Electric	PELE - Dist Subs	CLAYSBURG SUB (PELE)	35500 - Poles And Fixtures	Wood Pole	\$102,296.41	\$7,915.59	\$94,380.82
		CLAYSBURG SUB (PELE) Total			\$112,337.83	\$8,395.50	\$103,942.33
PELE Pennsylvania Electric	PELE - TL 115KV	CLAYSBURG to OSTERBURG EAST	35500 - Poles And Fixtures	Crossarm	\$5,160.51	\$2,348.76	\$2,811.75
PELE Pennsylvania Electric	PELE - TL 115KV	CLAYSBURG to OSTERBURG EAST	35500 - Poles And Fixtures	Crossarm	\$116,777.36	\$66,228.85	\$50,548.51
PELE Pennsylvania Electric	PELE - TL 115KV	CLAYSBURG to OSTERBURG EAST	35500 - Poles And Fixtures	Wood Pole	\$5,636.00	\$2,565.18	\$3,070.82
PELE Pennsylvania Electric	PELE - TL 115KV	CLAYSBURG to OSTERBURG EAST	35500 - Poles And Fixtures	Wood Pole	\$288,545.68	\$163,645.13	\$124,900.55
		CLAYSBURG to OSTERBURG EAST Total			\$416,119.55	\$234,787.91	\$181,331.64
PELE Pennsylvania Electric	PELE - TL 115KV	DEEP CREEK 115KV LINE	35500 - Poles And Fixtures	Wood Pole	\$5,185.33	\$2,862.77	\$2,322.56
PELE Pennsylvania Electric	PELE - TL 115KV	DEEP CREEK 115KV LINE	35500 - Poles And Fixtures	Wood Pole	\$62,799.02	\$42,266.12	\$20,532.90
		DEEP CREEK 115KV LINE Total			\$67,984.35	\$45,128.89	\$22,855.46
PELE Pennsylvania Electric	PELE - TL 115KV	DOWNING AVE to GREEN GARDEN	35500 - Poles And Fixtures	Steel Pole Fully Dressed	\$897,249.42	\$250,298.96	\$646,950.46
PELE Pennsylvania Electric	PELE - TL 115KV	DOWNING AVE to GREEN GARDEN	35500 - Poles And Fixtures	Wood Pole	\$60,812.53	\$13,739.37	\$47,073.16
		DOWNING AVE to GREEN GARDEN Total			\$958,061.95	\$264,038.33	\$694,023.62
PELE Pennsylvania Electric	PELE - TL 115KV	DUBOIS HARVEY RUN to WHETSTONE	35500 - Poles And Fixtures	Crossarm	\$253.36	\$147.41	\$105.95
PELE Pennsylvania Electric	PELE - TL 115KV	DUBOIS HARVEY RUN to WHETSTONE	35500 - Poles And Fixtures	Crossarm	\$499.40	\$394.15	\$105.25
PELE Pennsylvania Electric	PELE - TL 115KV	DUBOIS HARVEY RUN to WHETSTONE	35500 - Poles And Fixtures	Crossarm	\$762.98	\$572.42	\$190.56
PELE Pennsylvania Electric	PELE - TL 115KV	DUBOIS HARVEY RUN to WHETSTONE	35500 - Poles And Fixtures	Crossarm	\$1,553.70	\$809.43	\$744.27
PELE Pennsylvania Electric	PELE - TL 115KV	DUBOIS HARVEY RUN to WHETSTONE	35500 - Poles And Fixtures	Crossarm	\$3,485.43	\$1,924.27	\$1,561.16
PELE Pennsylvania Electric	PELE - TL 115KV	DUBOIS HARVEY RUN to WHETSTONE	35500 - Poles And Fixtures	Crossarm	\$4,463.43	\$1,165.80	\$3,297.63
PELE Pennsylvania Electric	PELE - TL 115KV	DUBOIS HARVEY RUN to WHETSTONE	35500 - Poles And Fixtures	Crossarm	\$5,822.17	\$2,143.24	\$3,678.93
PELE Pennsylvania Electric	PELE - TL 115KV	DUBOIS HARVEY RUN to WHETSTONE	35500 - Poles And Fixtures	Crossarm	\$15,758.98	\$12,917.13	\$2,841.85
PELE Pennsylvania Electric	PELE - TL 115KV	DUBOIS HARVEY RUN to WHETSTONE	35500 - Poles And Fixtures	Non-Unitized	\$523,648.94	\$3,401.04	\$520,247.90
PELE Pennsylvania Electric	PELE - TL 115KV	DUBOIS HARVEY RUN to WHETSTONE	35500 - Poles And Fixtures	Wood Pole	\$253.37	\$147.42	\$105.95
PELE Pennsylvania Electric	PELE - TL 115KV	DUBOIS HARVEY RUN to WHETSTONE	35500 - Poles And Fixtures	Wood Pole	\$1,661.68	\$1,311.50	\$350.18
PELE Pennsylvania Electric	PELE - TL 115KV	DUBOIS HARVEY RUN to WHETSTONE	35500 - Poles And Fixtures	Wood Pole	\$2,275.88	\$1,185.66	\$1,090.22
PELE Pennsylvania Electric	PELE - TL 115KV	DUBOIS HARVEY RUN to WHETSTONE	35500 - Poles And Fixtures	Wood Pole	\$3,406.42	\$2,555.65	\$850.77
PELE Pennsylvania Electric	PELE - TL 115KV	DUBOIS HARVEY RUN to WHETSTONE	35500 - Poles And Fixtures	Wood Pole	\$5,822.17	\$2,143.24	\$3,678.93
PELE Pennsylvania Electric	PELE - TL 115KV	DUBOIS HARVEY RUN to WHETSTONE	35500 - Poles And Fixtures	Wood Pole	\$11,293.66	\$873.90	\$10,419.76
PELE Pennsylvania Electric	PELE - TL 115KV	DUBOIS HARVEY RUN to WHETSTONE	35500 - Poles And Fixtures	Wood Pole	\$11,648.23	\$6,430.87	\$5,217.36
PELE Pennsylvania Electric	PELE - TL 115KV	DUBOIS HARVEY RUN to WHETSTONE	35500 - Poles And Fixtures	Wood Pole	\$18,169.80	\$14,893.20	\$3,276.60
PELE Pennsylvania Electric	PELE - TL 115KV	DUBOIS HARVEY RUN to WHETSTONE	35500 - Poles And Fixtures	Wood Pole	\$51,387.06	\$13,421.70	\$37,965.36
		DUBOIS HARVEY RUN to WHETSTONE Total			\$662,166.66	\$66,438.03	\$595,728.63

Company	Major Location	Asset Location	Utility Account	Asset Retirement Unit	Book Cost	Allocated Reserve	Net Book Value
PELE Pennsylvania Electric	PELE - TL 115KV	EAST PIKE to LUCERNE	35500 - Poles And Fixtures	Crossarm	\$1,040.43	\$688.05	\$352.38
PELE Pennsylvania Electric	PELE - TL 115KV	EAST PIKE to LUCERNE	35500 - Poles And Fixtures	Crossarm	\$1,775.66	\$1,270.21	\$505.45
PELE Pennsylvania Electric	PELE - TL 115KV	EAST PIKE to LUCERNE	35500 - Poles And Fixtures	Crossarm	\$5,368.60	\$3,613.27	\$1,755.33
PELE Pennsylvania Electric	PELE - TL 115KV	EAST PIKE to LUCERNE	35500 - Poles And Fixtures	Crossarm	\$10,109.47	\$7,584.59	\$2,524.88
PELE Pennsylvania Electric	PELE - TL 115KV	EAST PIKE to LUCERNE	35500 - Poles And Fixtures	Non-Unitized	\$161,402.07	\$1,048.29	\$160,353.78
PELE Pennsylvania Electric	PELE - TL 115KV	EAST PIKE to LUCERNE	35500 - Poles And Fixtures	Wood Pole	\$5,509.55	\$3,643.55	\$1,866.00
PELE Pennsylvania Electric	PELE - TL 115KV	EAST PIKE to LUCERNE	35500 - Poles And Fixtures	Wood Pole	\$7,134.07	\$5,103.30	\$2,030.77
PELE Pennsylvania Electric	PELE - TL 115KV	EAST PIKE to LUCERNE	35500 - Poles And Fixtures	Wood Pole	\$16,317.88	\$10,982.56	\$5,335.32
PELE Pennsylvania Electric	PELE - TL 115KV	EAST PIKE to LUCERNE	35500 - Poles And Fixtures	Wood Pole	\$24,868.96	\$18,657.85	\$6,211.11
		EAST PIKE to LUCERNE Total			\$233,526.69	\$52,591.67	\$180,935.02
PELE Pennsylvania Electric	PELE - TL 115KV	EAST SAYRE to NORTH WAVERLY	35500 - Poles And Fixtures	Crossarm	\$221.96	\$181.93	\$40.03
PELE Pennsylvania Electric	PELE - TL 115KV	EAST SAYRE to NORTH WAVERLY	35500 - Poles And Fixtures	Wood Pole	\$488.09	\$488.09	\$107.39
		EAST SAYRE to NORTH WAVERLY Total			\$817.44	\$670.03	\$147.41
PELE Pennsylvania Electric	PELE - TL 115KV	EAST TOWANDA to EAST SAYRE	35500 - Poles And Fixtures	Crossarm	\$4,688.85	\$2,728.02	\$1,960.83
PELE Pennsylvania Electric	PELE - TL 115KV	EAST TOWANDA to EAST SAYRE	35500 - Poles And Fixtures	Crossarm	\$9,766.13	\$3,595.08	\$6,171.05
PELE Pennsylvania Electric	PELE - TL 115KV	EAST TOWANDA to EAST SAYRE	35500 - Poles And Fixtures	Crossarm	\$343,465.28	\$114,206.41	\$229,258.87
PELE Pennsylvania Electric	PELE - TL 115KV	EAST TOWANDA to EAST SAYRE	35500 - Poles And Fixtures	Non-Unitized	\$48,190.77	\$313.00	\$47,877.77
PELE Pennsylvania Electric	PELE - TL 115KV	EAST TOWANDA to EAST SAYRE	35500 - Poles And Fixtures	Steel Pole Fully Dressed	\$42,365.82	\$13,330.58	\$29,035.24
PELE Pennsylvania Electric	PELE - TL 115KV	EAST TOWANDA to EAST SAYRE	35500 - Poles And Fixtures	Steel Pole Fully Dressed	\$47,551.67	\$16,659.49	\$30,892.18
PELE Pennsylvania Electric	PELE - TL 115KV	EAST TOWANDA to EAST SAYRE	35500 - Poles And Fixtures	Wood Pole	\$0.02	\$0.02	\$0.00
PELE Pennsylvania Electric	PELE - TL 115KV	EAST TOWANDA to EAST SAYRE	35500 - Poles And Fixtures	Wood Pole	\$15,263.45	\$8,880.43	\$6,383.02
PELE Pennsylvania Electric	PELE - TL 115KV	EAST TOWANDA to EAST SAYRE	35500 - Poles And Fixtures	Wood Pole	\$52,842.37	\$19,452.18	\$33,390.19
PELE Pennsylvania Electric	PELE - TL 115KV	EAST TOWANDA to EAST SAYRE	35500 - Poles And Fixtures	Wood Pole	\$553,567.87	\$184,068.10	\$369,499.77
		EAST TOWANDA to EAST SAYRE Total			\$1,117,702.23	\$363,233.31	\$754,468.92
PELE Pennsylvania Electric	PELE - TL 230KV	EAST TOWANDA to HILLSIDE NY SEG 23	35500 - Poles And Fixtures	Crossarm	\$731.18	\$79.28	\$651.90
PELE Pennsylvania Electric	PELE - TL 230KV	EAST TOWANDA to HILLSIDE NY SEG 23	35500 - Poles And Fixtures	Crossarm	\$1,272.69	\$810.10	\$462.59
PELE Pennsylvania Electric	PELE - TL 230KV	EAST TOWANDA to HILLSIDE NY SEG 23	35500 - Poles And Fixtures	Crossarm	\$2,497.02	\$1,220.02	\$1,277.00
PELE Pennsylvania Electric	PELE - TL 230KV	EAST TOWANDA to HILLSIDE NY SEG 23	35500 - Poles And Fixtures	Crossarm	\$2,566.69	\$1,211.45	\$1,355.24
PELE Pennsylvania Electric	PELE - TL 230KV	EAST TOWANDA to HILLSIDE NY SEG 23	35500 - Poles And Fixtures	Crossarm	\$5,012.77	\$2,281.52	\$2,731.25
PELE Pennsylvania Electric	PELE - TL 230KV	EAST TOWANDA to HILLSIDE NY SEG 23	35500 - Poles And Fixtures	Crossarm	\$6,611.56	\$822.75	\$5,788.81
PELE Pennsylvania Electric	PELE - TL 230KV	EAST TOWANDA to HILLSIDE NY SEG 23	35500 - Poles And Fixtures	Crossarm	\$7,122.90	\$141.21	\$6,981.69
PELE Pennsylvania Electric	PELE - TL 230KV	EAST TOWANDA to HILLSIDE NY SEG 23	35500 - Poles And Fixtures	Crossarm	\$8,330.29	\$1,172.53	\$7,157.76
PELE Pennsylvania Electric	PELE - TL 230KV	EAST TOWANDA to HILLSIDE NY SEG 23	35500 - Poles And Fixtures	Crossarm	\$10,896.91	\$4,773.65	\$6,123.26
PELE Pennsylvania Electric	PELE - TL 230KV	EAST TOWANDA to HILLSIDE NY SEG 23	35500 - Poles And Fixtures	Crossarm	\$14,218.81	\$11,144.85	\$3,073.96
PELE Pennsylvania Electric	PELE - TL 230KV	EAST TOWANDA to HILLSIDE NY SEG 23	35500 - Poles And Fixtures	Crossarm	\$140,240.49	\$106,279.05	\$33,961.44
PELE Pennsylvania Electric	PELE - TL 230KV	EAST TOWANDA to HILLSIDE NY SEG 23	35500 - Poles And Fixtures	Steel Pole Fully Dressed	\$3,669.70	\$2,781.03	\$888.67
PELE Pennsylvania Electric	PELE - TL 230KV	EAST TOWANDA to HILLSIDE NY SEG 23	35500 - Poles And Fixtures	Wood Pole	\$1,272.69	\$810.10	\$462.59
PELE Pennsylvania Electric	PELE - TL 230KV	EAST TOWANDA to HILLSIDE NY SEG 23	35500 - Poles And Fixtures	Wood Pole	\$2,093.07	\$226.94	\$1,866.13
PELE Pennsylvania Electric	PELE - TL 230KV	EAST TOWANDA to HILLSIDE NY SEG 23	35500 - Poles And Fixtures	Wood Pole	\$2,497.02	\$1,220.02	\$1,277.00
PELE Pennsylvania Electric	PELE - TL 230KV	EAST TOWANDA to HILLSIDE NY SEG 23	35500 - Poles And Fixtures	Wood Pole	\$2,566.70	\$1,211.45	\$1,355.25
PELE Pennsylvania Electric	PELE - TL 230KV	EAST TOWANDA to HILLSIDE NY SEG 23	35500 - Poles And Fixtures	Wood Pole	\$10,896.92	\$4,773.66	\$6,123.26
PELE Pennsylvania Electric	PELE - TL 230KV	EAST TOWANDA to HILLSIDE NY SEG 23	35500 - Poles And Fixtures	Wood Pole	\$14,218.81	\$11,144.85	\$3,073.96
PELE Pennsylvania Electric	PELE - TL 230KV	EAST TOWANDA to HILLSIDE NY SEG 23	35500 - Poles And Fixtures	Wood Pole	\$17,358.72	\$7,900.67	\$9,458.05
PELE Pennsylvania Electric	PELE - TL 230KV	EAST TOWANDA to HILLSIDE NY SEG 23	35500 - Poles And Fixtures	Wood Pole	\$18,926.17	\$2,355.18	\$16,570.99
PELE Pennsylvania Electric	PELE - TL 230KV	EAST TOWANDA to HILLSIDE NY SEG 23	35500 - Poles And Fixtures	Wood Pole	\$23,846.20	\$3,356.46	\$20,489.74
PELE Pennsylvania Electric	PELE - TL 230KV	EAST TOWANDA to HILLSIDE NY SEG 23	35500 - Poles And Fixtures	Wood Pole	\$140,240.50	\$106,279.06	\$33,961.44
		EAST TOWANDA to HILLSIDE NY SEG 23 Total			\$437,087.81	\$271,995.84	\$165,091.97
PELE Pennsylvania Electric	PELE - TL 230KV	EAST TOWANDA to N. MESHOPPEN TAP-L	35500 - Poles And Fixtures	Crossarm	\$1,170.72	\$858.98	\$311.74
PELE Pennsylvania Electric	PELE - TL 230KV	EAST TOWANDA to N. MESHOPPEN TAP-L	35500 - Poles And Fixtures	Crossarm	\$4,484.81	\$1,411.16	\$3,073.65
PELE Pennsylvania Electric	PELE - TL 230KV	EAST TOWANDA to N. MESHOPPEN TAP-L	35500 - Poles And Fixtures	Crossarm	\$10,127.69	\$939.14	\$9,188.55
PELE Pennsylvania Electric	PELE - TL 230KV	EAST TOWANDA to N. MESHOPPEN TAP-L	35500 - Poles And Fixtures	Crossarm	\$11,537.30	\$8,019.74	\$3,517.56
PELE Pennsylvania Electric	PELE - TL 230KV	EAST TOWANDA to N. MESHOPPEN TAP-L	35500 - Poles And Fixtures	Crossarm	\$12,746.80	\$8,722.77	\$4,024.03
PELE Pennsylvania Electric	PELE - TL 230KV	EAST TOWANDA to N. MESHOPPEN TAP-L	35500 - Poles And Fixtures	Crossarm	\$16,683.22	\$12,516.53	\$4,166.69
PELE Pennsylvania Electric	PELE - TL 230KV	EAST TOWANDA to N. MESHOPPEN TAP-L	35500 - Poles And Fixtures	Crossarm	\$22,114.21	\$10,437.68	\$11,676.53

Company	Major Location	Asset Location	Utility Account	Asset Retirement Unit	Book Cost	Allocated Reserve	Net Book Value
PELE Pennsylvania Electric	PELE - TL 230KV	EAST TOWANDA to N. MESHOPPEN TAP-L	35500 - Poles And Fixtures	Crossarm	\$281,965.86	\$221,007.68	\$60,958.18
PELE Pennsylvania Electric	PELE - TL 230KV	EAST TOWANDA to N. MESHOPPEN TAP-L	35500 - Poles And Fixtures	Non-Unitized	\$87,398.96	\$567.64	\$86,831.32
PELE Pennsylvania Electric	PELE - TL 230KV	EAST TOWANDA to N. MESHOPPEN TAP-L	35500 - Poles And Fixtures	Steel Pole Fully Dressed	\$13,104.61	\$4,123.42	\$8,981.19
PELE Pennsylvania Electric	PELE - TL 230KV	EAST TOWANDA to N. MESHOPPEN TAP-L	35500 - Poles And Fixtures	Wood Pole	\$1,170.72	\$858.98	\$311.74
PELE Pennsylvania Electric	PELE - TL 230KV	EAST TOWANDA to N. MESHOPPEN TAP-L	35500 - Poles And Fixtures	Wood Pole	\$4,484.81	\$1,411.16	\$3,073.65
PELE Pennsylvania Electric	PELE - TL 230KV	EAST TOWANDA to N. MESHOPPEN TAP-L	35500 - Poles And Fixtures	Wood Pole	\$11,537.31	\$8,019.75	\$3,517.56
PELE Pennsylvania Electric	PELE - TL 230KV	EAST TOWANDA to N. MESHOPPEN TAP-L	35500 - Poles And Fixtures	Wood Pole	\$12,746.81	\$8,722.78	\$4,024.03
PELE Pennsylvania Electric	PELE - TL 230KV	EAST TOWANDA to N. MESHOPPEN TAP-L	35500 - Poles And Fixtures	Wood Pole	\$16,683.22	\$12,516.53	\$4,166.69
PELE Pennsylvania Electric	PELE - TL 230KV	EAST TOWANDA to N. MESHOPPEN TAP-L	35500 - Poles And Fixtures	Wood Pole	\$22,114.22	\$10,437.69	\$11,676.53
PELE Pennsylvania Electric	PELE - TL 230KV	EAST TOWANDA to N. MESHOPPEN TAP-L	35500 - Poles And Fixtures	Wood Pole	\$281,965.87	\$221,007.69	\$60,958.18
EAST TOWANDA to N. MESHOPPEN TAP-L Total					\$812,037.14	\$531,579.32	\$280,457.82
PELE Pennsylvania Electric	PELE - TL 115KV	EAST TOWANDA to NORTH MESHOPPEN 1	35500 - Poles And Fixtures	Crossarm	\$208.09	\$152.68	\$55.41
PELE Pennsylvania Electric	PELE - TL 115KV	EAST TOWANDA to NORTH MESHOPPEN 1	35500 - Poles And Fixtures	Crossarm	\$239.30	\$168.82	\$70.48
PELE Pennsylvania Electric	PELE - TL 115KV	EAST TOWANDA to NORTH MESHOPPEN 1	35500 - Poles And Fixtures	Crossarm	\$2,476.21	\$867.53	\$1,608.68
PELE Pennsylvania Electric	PELE - TL 115KV	EAST TOWANDA to NORTH MESHOPPEN 1	35500 - Poles And Fixtures	Crossarm	\$4,959.36	\$3,720.74	\$1,238.62
PELE Pennsylvania Electric	PELE - TL 115KV	EAST TOWANDA to NORTH MESHOPPEN 1	35500 - Poles And Fixtures	Crossarm	\$56,165.64	\$45,115.73	\$11,049.91
PELE Pennsylvania Electric	PELE - TL 115KV	EAST TOWANDA to NORTH MESHOPPEN 1	35500 - Poles And Fixtures	Non-Unitized	\$518,274.57	\$3,366.14	\$514,908.43
PELE Pennsylvania Electric	PELE - TL 115KV	EAST TOWANDA to NORTH MESHOPPEN 1	35500 - Poles And Fixtures	Wood Pole	\$546.90	\$181.85	\$365.05
PELE Pennsylvania Electric	PELE - TL 115KV	EAST TOWANDA to NORTH MESHOPPEN 1	35500 - Poles And Fixtures	Wood Pole	\$1,169.66	\$825.16	\$344.50
PELE Pennsylvania Electric	PELE - TL 115KV	EAST TOWANDA to NORTH MESHOPPEN 1	35500 - Poles And Fixtures	Wood Pole	\$2,973.40	\$2,181.63	\$791.77
PELE Pennsylvania Electric	PELE - TL 115KV	EAST TOWANDA to NORTH MESHOPPEN 1	35500 - Poles And Fixtures	Wood Pole	\$9,968.74	\$3,492.50	\$6,476.24
PELE Pennsylvania Electric	PELE - TL 115KV	EAST TOWANDA to NORTH MESHOPPEN 1	35500 - Poles And Fixtures	Wood Pole	\$25,254.61	\$18,947.19	\$6,307.42
PELE Pennsylvania Electric	PELE - TL 115KV	EAST TOWANDA to NORTH MESHOPPEN 1	35500 - Poles And Fixtures	Wood Pole	\$105,824.62	\$85,004.91	\$20,819.71
EAST TOWANDA to NORTH MESHOPPEN 1 Total					\$728,061.10	\$164,024.87	\$564,036.23
PELE Pennsylvania Electric	PELE - TL 115KV	ECLIPSE to CLARK SUMMIT	35500 - Poles And Fixtures	Crossarm	\$18,932.28	\$14,482.74	\$4,449.54
PELE Pennsylvania Electric	PELE - TL 115KV	ECLIPSE to CLARK SUMMIT	35500 - Poles And Fixtures	Non-Unitized	\$278,724.33	\$1,810.29	\$276,914.04
PELE Pennsylvania Electric	PELE - TL 115KV	ECLIPSE to CLARK SUMMIT	35500 - Poles And Fixtures	Wood Pole	\$14,110.75	\$3,685.56	\$10,425.19
PELE Pennsylvania Electric	PELE - TL 115KV	ECLIPSE to CLARK SUMMIT	35500 - Poles And Fixtures	Wood Pole	\$43,542.49	\$33,308.97	\$10,233.52
ECLIPSE to CLARK SUMMIT Total					\$355,309.85	\$53,287.56	\$302,022.29
PELE Pennsylvania Electric	PELE - Dist Subs	EHRENFELD & JACKSON SUB	35500 - Poles And Fixtures	Crossarm	\$193.67	\$17.96	\$175.71
EHRENFELD & JACKSON SUB Total					\$193.67	\$17.96	\$175.71
PELE Pennsylvania Electric	PELE - TL 230KV	ERIE EAST to DUNKIRK NIAGARA MOHAWK	35500 - Poles And Fixtures	Crossarm	\$29,927.98	\$22,894.19	\$7,033.79
PELE Pennsylvania Electric	PELE - TL 230KV	ERIE EAST to DUNKIRK NIAGARA MOHAWK	35500 - Poles And Fixtures	Wood Pole	\$29,927.99	\$22,894.20	\$7,033.79
ERIE EAST to DUNKIRK NIAGARA MOHAWK Total					\$59,855.97	\$45,788.40	\$14,067.57
PELE Pennsylvania Electric	PELE - TL 115KV	ERIE SOUTH to BUFFALO ROAD	35500 - Poles And Fixtures	Crossarm	\$6,065.68	\$4,640.10	\$1,425.58
PELE Pennsylvania Electric	PELE - TL 115KV	ERIE SOUTH to BUFFALO ROAD	35500 - Poles And Fixtures	Crossarm	\$9,291.00	\$7,379.89	\$1,911.11
PELE Pennsylvania Electric	PELE - TL 115KV	ERIE SOUTH to BUFFALO ROAD	35500 - Poles And Fixtures	Crossarm	\$12,204.20	\$9,417.73	\$2,786.47
PELE Pennsylvania Electric	PELE - TL 115KV	ERIE SOUTH to BUFFALO ROAD	35500 - Poles And Fixtures	Crossarm	\$31,297.81	\$1,952.78	\$29,345.03
PELE Pennsylvania Electric	PELE - TL 115KV	ERIE SOUTH to BUFFALO ROAD	35500 - Poles And Fixtures	Non-Unitized	\$19,161.96	\$124.45	\$19,037.51
PELE Pennsylvania Electric	PELE - TL 115KV	ERIE SOUTH to BUFFALO ROAD	35500 - Poles And Fixtures	Steel Pole Fully Dressed	\$6,928.98	\$5,346.95	\$1,582.03
PELE Pennsylvania Electric	PELE - TL 115KV	ERIE SOUTH to BUFFALO ROAD	35500 - Poles And Fixtures	Wood Pole	\$12,156.87	\$9,656.27	\$2,500.60
PELE Pennsylvania Electric	PELE - TL 115KV	ERIE SOUTH to BUFFALO ROAD	35500 - Poles And Fixtures	Wood Pole	\$13,163.60	\$10,069.84	\$3,093.76
PELE Pennsylvania Electric	PELE - TL 115KV	ERIE SOUTH to BUFFALO ROAD	35500 - Poles And Fixtures	Wood Pole	\$16,530.50	\$4,317.57	\$12,212.93
PELE Pennsylvania Electric	PELE - TL 115KV	ERIE SOUTH to BUFFALO ROAD	35500 - Poles And Fixtures	Wood Pole	\$50,929.18	\$39,301.01	\$11,628.17
PELE Pennsylvania Electric	PELE - TL 115KV	ERIE SOUTH to BUFFALO ROAD	35500 - Poles And Fixtures	Wood Pole	\$144,147.87	\$8,993.90	\$135,153.97
ERIE SOUTH to BUFFALO ROAD Total					\$321,877.65	\$101,200.50	\$220,677.15
PELE Pennsylvania Electric	PELE - TL 115KV	ERIE SOUTH to EDINBORO SOUTH to VENANGO JCT	35500 - Poles And Fixtures	Crossarm	\$332.94	\$262.78	\$70.16
PELE Pennsylvania Electric	PELE - TL 115KV	ERIE SOUTH to EDINBORO SOUTH to VENANGO JCT	35500 - Poles And Fixtures	Crossarm	\$530.62	\$409.47	\$121.15
PELE Pennsylvania Electric	PELE - TL 115KV	ERIE SOUTH to EDINBORO SOUTH to VENANGO JCT	35500 - Poles And Fixtures	Crossarm	\$652.00	\$517.89	\$134.11
PELE Pennsylvania Electric	PELE - TL 115KV	ERIE SOUTH to EDINBORO SOUTH to VENANGO JCT	35500 - Poles And Fixtures	Crossarm	\$2,288.94	\$1,717.27	\$571.67
PELE Pennsylvania Electric	PELE - TL 115KV	ERIE SOUTH to EDINBORO SOUTH to VENANGO JCT	35500 - Poles And Fixtures	Crossarm	\$2,913.19	\$2,137.45	\$775.74
PELE Pennsylvania Electric	PELE - TL 115KV	ERIE SOUTH to EDINBORO SOUTH to VENANGO JCT	35500 - Poles And Fixtures	Crossarm	\$10,008.89	\$6,957.33	\$3,051.56
PELE Pennsylvania Electric	PELE - TL 115KV	ERIE SOUTH to EDINBORO SOUTH to VENANGO JCT	35500 - Poles And Fixtures	Crossarm	\$10,536.04	\$7,636.13	\$2,899.91
PELE Pennsylvania Electric	PELE - TL 115KV	ERIE SOUTH to EDINBORO SOUTH to VENANGO JCT	35500 - Poles And Fixtures	Crossarm	\$112,643.40	\$58,683.29	\$53,960.11

Company	Major Location	Asset Location	Utility Account	Asset Retirement Unit	Book Cost	Allocated Reserve	Net Book Value
PELE Pennsylvania Electric	PELE - TL 115KV	ERIE SOUTH to EDINBORO SOUTH to VENANGO JCT	35500 - Poles And Fixtures	Crossarm	\$201,305.00	\$101,644.17	\$99,660.83
PELE Pennsylvania Electric	PELE - TL 115KV	ERIE SOUTH to EDINBORO SOUTH to VENANGO JCT	35500 - Poles And Fixtures	Non-Unitized	\$98,005.50	\$636.53	\$97,368.97
PELE Pennsylvania Electric	PELE - TL 115KV	ERIE SOUTH to EDINBORO SOUTH to VENANGO JCT	35500 - Poles And Fixtures	Wood Pole	\$383.42	\$318.82	\$64.60
PELE Pennsylvania Electric	PELE - TL 115KV	ERIE SOUTH to EDINBORO SOUTH to VENANGO JCT	35500 - Poles And Fixtures	Wood Pole	\$415.80	\$328.18	\$87.62
PELE Pennsylvania Electric	PELE - TL 115KV	ERIE SOUTH to EDINBORO SOUTH to VENANGO JCT	35500 - Poles And Fixtures	Wood Pole	\$1,241.47	\$986.11	\$255.36
PELE Pennsylvania Electric	PELE - TL 115KV	ERIE SOUTH to EDINBORO SOUTH to VENANGO JCT	35500 - Poles And Fixtures	Wood Pole	\$2,092.43	\$1,614.69	\$477.74
PELE Pennsylvania Electric	PELE - TL 115KV	ERIE SOUTH to EDINBORO SOUTH to VENANGO JCT	35500 - Poles And Fixtures	Wood Pole	\$4,750.02	\$3,563.69	\$1,186.33
PELE Pennsylvania Electric	PELE - TL 115KV	ERIE SOUTH to EDINBORO SOUTH to VENANGO JCT	35500 - Poles And Fixtures	Wood Pole	\$6,647.38	\$4,877.27	\$1,770.11
PELE Pennsylvania Electric	PELE - TL 115KV	ERIE SOUTH to EDINBORO SOUTH to VENANGO JCT	35500 - Poles And Fixtures	Wood Pole	\$16,197.84	\$11,259.36	\$4,938.48
PELE Pennsylvania Electric	PELE - TL 115KV	ERIE SOUTH to EDINBORO SOUTH to VENANGO JCT	35500 - Poles And Fixtures	Wood Pole	\$27,153.62	\$19,679.95	\$7,473.67
PELE Pennsylvania Electric	PELE - TL 115KV	ERIE SOUTH to EDINBORO SOUTH to VENANGO JCT	35500 - Poles And Fixtures	Wood Pole	\$166,863.86	\$86,930.27	\$79,933.59
PELE Pennsylvania Electric	PELE - TL 115KV	ERIE SOUTH to EDINBORO SOUTH to VENANGO JCT	35500 - Poles And Fixtures	Wood Pole	\$302,134.36	\$152,555.55	\$149,578.81
		ERIE SOUTH to EDINBORO SOUTH to VENANGO JCT Total			\$967,096.72	\$462,716.19	\$504,380.53
PELE Pennsylvania Electric	PELE - TL 230KV	ERIE SOUTH to ERIE EAST	35500 - Poles And Fixtures	Crossarm	\$1,329.69	\$649.68	\$680.01
PELE Pennsylvania Electric	PELE - TL 230KV	ERIE SOUTH to ERIE EAST	35500 - Poles And Fixtures	Crossarm	\$12,605.98	\$81.87	\$12,524.11
PELE Pennsylvania Electric	PELE - TL 230KV	ERIE SOUTH to ERIE EAST	35500 - Poles And Fixtures	Crossarm	\$97,361.16	\$74,478.98	\$22,882.18
PELE Pennsylvania Electric	PELE - TL 230KV	ERIE SOUTH to ERIE EAST	35500 - Poles And Fixtures	Phase Raiser	\$152,251.78	\$988.86	\$151,262.92
PELE Pennsylvania Electric	PELE - TL 230KV	ERIE SOUTH to ERIE EAST	35500 - Poles And Fixtures	Steel Pole Fully Dressed	\$17,625.73	\$13,483.26	\$4,142.47
PELE Pennsylvania Electric	PELE - TL 230KV	ERIE SOUTH to ERIE EAST	35500 - Poles And Fixtures	Wood Pole	\$1,329.70	\$649.68	\$680.02
PELE Pennsylvania Electric	PELE - TL 230KV	ERIE SOUTH to ERIE EAST	35500 - Poles And Fixtures	Wood Pole	\$29,715.00	\$193.00	\$29,522.00
PELE Pennsylvania Electric	PELE - TL 230KV	ERIE SOUTH to ERIE EAST	35500 - Poles And Fixtures	Wood Pole	\$97,361.16	\$74,478.98	\$22,882.18
		ERIE SOUTH to ERIE EAST Total			\$409,580.20	\$165,004.30	\$244,575.90
PELE Pennsylvania Electric	PELE - TL 345KV	ERIE SOUTH to ERIE WEST	35500 - Poles And Fixtures	Non-Unitized	\$270,305.23	\$1,755.60	\$268,549.63
		ERIE SOUTH to ERIE WEST Total			\$270,305.23	\$1,755.60	\$268,549.63
PELE Pennsylvania Electric	PELE - TL 115KV	ERIE SOUTH to FRENCH ROAD NO.1	35500 - Poles And Fixtures	Crossarm	\$367.62	\$281.22	\$86.40
PELE Pennsylvania Electric	PELE - TL 115KV	ERIE SOUTH to FRENCH ROAD NO.1	35500 - Poles And Fixtures	Crossarm	\$374.55	\$311.44	\$63.11
PELE Pennsylvania Electric	PELE - TL 115KV	ERIE SOUTH to FRENCH ROAD NO.1	35500 - Poles And Fixtures	Crossarm	\$1,914.38	\$1,350.53	\$563.85
PELE Pennsylvania Electric	PELE - TL 115KV	ERIE SOUTH to FRENCH ROAD NO.1	35500 - Poles And Fixtures	Crossarm	\$2,982.55	\$2,007.37	\$975.18
PELE Pennsylvania Electric	PELE - TL 115KV	ERIE SOUTH to FRENCH ROAD NO.1	35500 - Poles And Fixtures	Crossarm	\$3,006.83	\$2,320.31	\$686.52
PELE Pennsylvania Electric	PELE - TL 115KV	ERIE SOUTH to FRENCH ROAD NO.1	35500 - Poles And Fixtures	Wood Pole	\$231.78	\$177.31	\$54.47
PELE Pennsylvania Electric	PELE - TL 115KV	ERIE SOUTH to FRENCH ROAD NO.1	35500 - Poles And Fixtures	Wood Pole	\$353.19	\$293.68	\$59.51
PELE Pennsylvania Electric	PELE - TL 115KV	ERIE SOUTH to FRENCH ROAD NO.1	35500 - Poles And Fixtures	Wood Pole	\$5,470.38	\$3,681.77	\$1,788.61
PELE Pennsylvania Electric	PELE - TL 115KV	ERIE SOUTH to FRENCH ROAD NO.1	35500 - Poles And Fixtures	Wood Pole	\$5,643.19	\$3,981.08	\$1,662.11
PELE Pennsylvania Electric	PELE - TL 115KV	ERIE SOUTH to FRENCH ROAD NO.1	35500 - Poles And Fixtures	Wood Pole	\$12,535.26	\$9,673.20	\$2,862.06
		ERIE SOUTH to FRENCH ROAD NO.1 Total			\$32,879.73	\$24,077.92	\$8,801.81
PELE Pennsylvania Electric	PELE - TL 115KV	ERIE SOUTH to FRENCH ROAD NO.2	35500 - Poles And Fixtures	Crossarm	\$311.90	\$244.47	\$67.43
PELE Pennsylvania Electric	PELE - TL 115KV	ERIE SOUTH to FRENCH ROAD NO.2	35500 - Poles And Fixtures	Crossarm	\$624.26	\$458.03	\$166.23
PELE Pennsylvania Electric	PELE - TL 115KV	ERIE SOUTH to FRENCH ROAD NO.2	35500 - Poles And Fixtures	Crossarm	\$884.36	\$682.44	\$201.92
PELE Pennsylvania Electric	PELE - TL 115KV	ERIE SOUTH to FRENCH ROAD NO.2	35500 - Poles And Fixtures	Crossarm	\$1,470.47	\$1,124.88	\$345.59
PELE Pennsylvania Electric	PELE - TL 115KV	ERIE SOUTH to FRENCH ROAD NO.2	35500 - Poles And Fixtures	Crossarm	\$2,282.00	\$1,812.60	\$469.40
PELE Pennsylvania Electric	PELE - TL 115KV	ERIE SOUTH to FRENCH ROAD NO.2	35500 - Poles And Fixtures	Crossarm	\$6,116.46	\$4,116.61	\$1,999.85
PELE Pennsylvania Electric	PELE - TL 115KV	ERIE SOUTH to FRENCH ROAD NO.2	35500 - Poles And Fixtures	Non-Unitized	\$49,363.47	\$320.61	\$49,042.86
PELE Pennsylvania Electric	PELE - TL 115KV	ERIE SOUTH to FRENCH ROAD NO.2	35500 - Poles And Fixtures	Wood Pole	\$311.91	\$244.48	\$67.43
PELE Pennsylvania Electric	PELE - TL 115KV	ERIE SOUTH to FRENCH ROAD NO.2	35500 - Poles And Fixtures	Wood Pole	\$2,288.38	\$1,679.01	\$609.37
PELE Pennsylvania Electric	PELE - TL 115KV	ERIE SOUTH to FRENCH ROAD NO.2	35500 - Poles And Fixtures	Wood Pole	\$2,465.31	\$1,958.21	\$507.10
PELE Pennsylvania Electric	PELE - TL 115KV	ERIE SOUTH to FRENCH ROAD NO.2	35500 - Poles And Fixtures	Wood Pole	\$3,164.54	\$2,442.01	\$722.53
PELE Pennsylvania Electric	PELE - TL 115KV	ERIE SOUTH to FRENCH ROAD NO.2	35500 - Poles And Fixtures	Wood Pole	\$3,982.30	\$3,046.37	\$935.93
PELE Pennsylvania Electric	PELE - TL 115KV	ERIE SOUTH to FRENCH ROAD NO.2	35500 - Poles And Fixtures	Wood Pole	\$5,851.47	\$3,869.67	\$1,981.80
PELE Pennsylvania Electric	PELE - TL 115KV	ERIE SOUTH to FRENCH ROAD NO.2	35500 - Poles And Fixtures	Wood Pole	\$6,116.46	\$4,116.61	\$1,999.85
		ERIE SOUTH to FRENCH ROAD NO.2 Total			\$85,233.29	\$26,116.00	\$59,117.29
PELE Pennsylvania Electric	PELE - TL 115KV	ERIE SOUTH to GORE JUNCTION	35500 - Poles And Fixtures	Crossarm	\$197.68	\$146.72	\$50.96
PELE Pennsylvania Electric	PELE - TL 115KV	ERIE SOUTH to GORE JUNCTION	35500 - Poles And Fixtures	Crossarm	\$2,288.94	\$1,679.42	\$609.52
PELE Pennsylvania Electric	PELE - TL 115KV	ERIE SOUTH to GORE JUNCTION	35500 - Poles And Fixtures	Crossarm	\$4,248.40	\$2,005.20	\$2,243.20
PELE Pennsylvania Electric	PELE - TL 115KV	ERIE SOUTH to GORE JUNCTION	35500 - Poles And Fixtures	Crossarm	\$7,661.00	\$6,085.17	\$1,575.83

Company	Major Location	Asset Location	Utility Account	Asset Retirement Unit	Book Cost	Allocated Reserve	Net Book Value
PELE Pennsylvania Electric	PELE - TL 115KV	ERIE SOUTH to GORE JUNCTION	35500 - Poles And Fixtures	Crossarm	\$8,843.62	\$6,824.44	\$2,019.18
PELE Pennsylvania Electric	PELE - TL 115KV	ERIE SOUTH to GORE JUNCTION	35500 - Poles And Fixtures	Non-Unitized	(\$17.79)	(\$1.37)	(\$16.42)
PELE Pennsylvania Electric	PELE - TL 115KV	ERIE SOUTH to GORE JUNCTION	35500 - Poles And Fixtures	Non-Unitized	\$17.79	\$1.65	\$16.14
PELE Pennsylvania Electric	PELE - TL 115KV	ERIE SOUTH to GORE JUNCTION	35500 - Poles And Fixtures	Non-Unitized	\$43,772.18	\$1,470.65	\$42,301.53
PELE Pennsylvania Electric	PELE - TL 115KV	ERIE SOUTH to GORE JUNCTION	35500 - Poles And Fixtures	Steel Pole Fully Dressed	\$1,009.55	\$740.72	\$268.83
PELE Pennsylvania Electric	PELE - TL 115KV	ERIE SOUTH to GORE JUNCTION	35500 - Poles And Fixtures	Steel Pole Fully Dressed	\$1,549.70	\$1,195.87	\$353.83
PELE Pennsylvania Electric	PELE - TL 115KV	ERIE SOUTH to GORE JUNCTION	35500 - Poles And Fixtures	Wood Pole	\$5,312.09	\$3,897.55	\$1,414.54
PELE Pennsylvania Electric	PELE - TL 115KV	ERIE SOUTH to GORE JUNCTION	35500 - Poles And Fixtures	Wood Pole	\$6,617.93	\$613.69	\$6,004.24
PELE Pennsylvania Electric	PELE - TL 115KV	ERIE SOUTH to GORE JUNCTION	35500 - Poles And Fixtures	Wood Pole	\$7,234.24	\$5,369.33	\$1,864.91
PELE Pennsylvania Electric	PELE - TL 115KV	ERIE SOUTH to GORE JUNCTION	35500 - Poles And Fixtures	Wood Pole	\$10,380.38	\$4,899.43	\$5,480.95
PELE Pennsylvania Electric	PELE - TL 115KV	ERIE SOUTH to GORE JUNCTION	35500 - Poles And Fixtures	Wood Pole	\$14,075.45	\$11,180.21	\$2,895.24
PELE Pennsylvania Electric	PELE - TL 115KV	ERIE SOUTH to GORE JUNCTION	35500 - Poles And Fixtures	Wood Pole	\$22,038.81	\$4,214.75	\$17,824.06
PELE Pennsylvania Electric	PELE - TL 115KV	ERIE SOUTH to GORE JUNCTION	35500 - Poles And Fixtures	Wood Pole	\$43,308.18	\$33,420.04	\$9,888.14
		ERIE SOUTH to GORE JUNCTION Total			\$178,538.15	\$83,743.48	\$94,794.67
PELE Pennsylvania Electric	PELE - TL 115KV	ERIE SOUTH to MORGAN	35500 - Poles And Fixtures	Wood Pole	\$11,293.66	\$873.90	\$10,419.76
		ERIE SOUTH to MORGAN Total			\$11,293.66	\$873.90	\$10,419.76
PELE Pennsylvania Electric	PELE - TL 115KV	ERIE SOUTH to UNION CITY	35500 - Poles And Fixtures	Crossarm	\$443.91	\$317.55	\$126.36
PELE Pennsylvania Electric	PELE - TL 115KV	ERIE SOUTH to UNION CITY	35500 - Poles And Fixtures	Crossarm	\$1,248.51	\$916.05	\$332.46
PELE Pennsylvania Electric	PELE - TL 115KV	ERIE SOUTH to UNION CITY	35500 - Poles And Fixtures	Crossarm	\$1,304.00	\$1,035.77	\$268.23
PELE Pennsylvania Electric	PELE - TL 115KV	ERIE SOUTH to UNION CITY	35500 - Poles And Fixtures	Crossarm	\$1,596.25	\$224.68	\$1,371.57
PELE Pennsylvania Electric	PELE - TL 115KV	ERIE SOUTH to UNION CITY	35500 - Poles And Fixtures	Crossarm	\$3,888.59	\$2,087.00	\$1,801.59
PELE Pennsylvania Electric	PELE - TL 115KV	ERIE SOUTH to UNION CITY	35500 - Poles And Fixtures	Crossarm	\$4,411.40	\$3,374.61	\$1,036.79
PELE Pennsylvania Electric	PELE - TL 115KV	ERIE SOUTH to UNION CITY	35500 - Poles And Fixtures	Crossarm	\$6,450.64	\$4,675.19	\$1,775.45
PELE Pennsylvania Electric	PELE - TL 115KV	ERIE SOUTH to UNION CITY	35500 - Poles And Fixtures	Crossarm	\$20,877.87	\$14,051.59	\$6,826.28
PELE Pennsylvania Electric	PELE - TL 115KV	ERIE SOUTH to UNION CITY	35500 - Poles And Fixtures	Crossarm	\$143,162.55	\$69,947.87	\$73,214.68
PELE Pennsylvania Electric	PELE - TL 115KV	ERIE SOUTH to UNION CITY	35500 - Poles And Fixtures	Wood Pole	\$196.38	\$163.29	\$33.09
PELE Pennsylvania Electric	PELE - TL 115KV	ERIE SOUTH to UNION CITY	35500 - Poles And Fixtures	Wood Pole	\$426.97	\$305.43	\$121.54
PELE Pennsylvania Electric	PELE - TL 115KV	ERIE SOUTH to UNION CITY	35500 - Poles And Fixtures	Wood Pole	\$1,250.38	\$326.59	\$923.79
PELE Pennsylvania Electric	PELE - TL 115KV	ERIE SOUTH to UNION CITY	35500 - Poles And Fixtures	Wood Pole	\$1,631.84	\$1,296.18	\$335.66
PELE Pennsylvania Electric	PELE - TL 115KV	ERIE SOUTH to UNION CITY	35500 - Poles And Fixtures	Wood Pole	\$3,888.59	\$2,087.00	\$1,801.59
PELE Pennsylvania Electric	PELE - TL 115KV	ERIE SOUTH to UNION CITY	35500 - Poles And Fixtures	Wood Pole	\$5,874.91	\$4,310.50	\$1,564.41
PELE Pennsylvania Electric	PELE - TL 115KV	ERIE SOUTH to UNION CITY	35500 - Poles And Fixtures	Wood Pole	\$13,253.88	\$10,138.90	\$3,114.98
PELE Pennsylvania Electric	PELE - TL 115KV	ERIE SOUTH to UNION CITY	35500 - Poles And Fixtures	Wood Pole	\$22,523.53	\$16,324.23	\$6,199.30
PELE Pennsylvania Electric	PELE - TL 115KV	ERIE SOUTH to UNION CITY	35500 - Poles And Fixtures	Wood Pole	\$68,301.84	\$45,969.72	\$22,332.12
PELE Pennsylvania Electric	PELE - TL 115KV	ERIE SOUTH to UNION CITY	35500 - Poles And Fixtures	Wood Pole	\$191,275.83	\$93,455.57	\$97,820.26
		ERIE SOUTH to UNION CITY Total			\$492,007.87	\$271,007.73	\$221,000.14
PELE Pennsylvania Electric	PELE - TL 115KV	ERIE WEST to FAIRVIEW EAST	35500 - Poles And Fixtures	Crossarm	\$433.51	\$281.41	\$152.10
PELE Pennsylvania Electric	PELE - TL 115KV	ERIE WEST to FAIRVIEW EAST	35500 - Poles And Fixtures	Crossarm	\$58,000.26	\$40,316.84	\$17,683.42
PELE Pennsylvania Electric	PELE - TL 115KV	ERIE WEST to FAIRVIEW EAST	35500 - Poles And Fixtures	Wood Pole	\$3,757.83	\$2,439.35	\$1,318.48
PELE Pennsylvania Electric	PELE - TL 115KV	ERIE WEST to FAIRVIEW EAST	35500 - Poles And Fixtures	Wood Pole	\$143,625.55	\$99,836.24	\$43,789.31
		ERIE WEST to FAIRVIEW EAST Total			\$205,817.15	\$142,873.84	\$62,943.31
PELE Pennsylvania Electric	PELE - TL 345KV	ERIE WEST to OHIO CEI	35500 - Poles And Fixtures	Crossarm	\$65,671.28	\$48,741.93	\$16,929.35
PELE Pennsylvania Electric	PELE - TL 345KV	ERIE WEST to OHIO CEI	35500 - Poles And Fixtures	Wood Pole	\$117,644.03	\$87,316.66	\$30,327.37
		ERIE WEST to OHIO CEI Total			\$183,315.31	\$136,058.59	\$47,256.72
PELE Pennsylvania Electric	PELE - TL 115KV	ERIE WEST to SPRINGBORO	35500 - Poles And Fixtures	Crossarm	\$1,276.26	\$723.81	\$552.45
PELE Pennsylvania Electric	PELE - TL 115KV	ERIE WEST to SPRINGBORO	35500 - Poles And Fixtures	Crossarm	\$3,329.36	\$1,626.70	\$1,702.66
PELE Pennsylvania Electric	PELE - TL 115KV	ERIE WEST to SPRINGBORO	35500 - Poles And Fixtures	Crossarm	\$3,901.60	\$2,532.68	\$1,368.92
PELE Pennsylvania Electric	PELE - TL 115KV	ERIE WEST to SPRINGBORO	35500 - Poles And Fixtures	Crossarm	\$40,548.85	\$28,186.11	\$12,362.74
PELE Pennsylvania Electric	PELE - TL 115KV	ERIE WEST to SPRINGBORO	35500 - Poles And Fixtures	Non-Unitized	\$52,498.85	\$340.97	\$52,157.88
PELE Pennsylvania Electric	PELE - TL 115KV	ERIE WEST to SPRINGBORO	35500 - Poles And Fixtures	Phase Raiser	\$86,438.27	\$561.41	\$85,876.86
PELE Pennsylvania Electric	PELE - TL 115KV	ERIE WEST to SPRINGBORO	35500 - Poles And Fixtures	Wood Pole	\$5,208.92	\$2,954.18	\$2,254.74
PELE Pennsylvania Electric	PELE - TL 115KV	ERIE WEST to SPRINGBORO	35500 - Poles And Fixtures	Wood Pole	\$8,191.35	\$5,317.33	\$2,874.02
PELE Pennsylvania Electric	PELE - TL 115KV	ERIE WEST to SPRINGBORO	35500 - Poles And Fixtures	Wood Pole	\$16,093.62	\$7,863.19	\$8,230.43
PELE Pennsylvania Electric	PELE - TL 115KV	ERIE WEST to SPRINGBORO	35500 - Poles And Fixtures	Wood Pole	\$84,842.17	\$58,975.04	\$25,867.13

Company	Major Location	Asset Location	Utility Account	Asset Retirement Unit	Book Cost	Allocated Reserve	Net Book Value
		ERIE WEST to SPRINGBORO Total			\$302,329.25	\$109,081.41	\$193,247.84
PELE Pennsylvania Electric	PELE - Dist Subs	FARMERS VALLEY 115 KV SUB	35500 - Poles And Fixtures	Non-Unitized	\$5,058.62	\$32.85	\$5,025.77
		FARMERS VALLEY 115 KV SUB Total			\$5,058.62	\$32.85	\$5,025.77
PELE Pennsylvania Electric	PELE - TL 115KV	FARMERS VALLEY to POTTER TAP-GOLD	35500 - Poles And Fixtures	Crossarm	(\$9,283.61)	(\$443.69)	(\$8,839.92)
PELE Pennsylvania Electric	PELE - TL 115KV	FARMERS VALLEY to POTTER TAP-GOLD	35500 - Poles And Fixtures	Crossarm	\$1,519.02	\$926.59	\$592.43
PELE Pennsylvania Electric	PELE - TL 115KV	FARMERS VALLEY to POTTER TAP-GOLD	35500 - Poles And Fixtures	Crossarm	\$2,462.34	\$1,535.19	\$927.15
PELE Pennsylvania Electric	PELE - TL 115KV	FARMERS VALLEY to POTTER TAP-GOLD	35500 - Poles And Fixtures	Crossarm	\$4,883.06	\$1,797.54	\$3,085.52
PELE Pennsylvania Electric	PELE - TL 115KV	FARMERS VALLEY to POTTER TAP-GOLD	35500 - Poles And Fixtures	Crossarm	\$7,719.96	\$5,905.59	\$1,814.37
PELE Pennsylvania Electric	PELE - TL 115KV	FARMERS VALLEY to POTTER TAP-GOLD	35500 - Poles And Fixtures	Crossarm	\$11,153.36	\$6,157.66	\$4,995.70
PELE Pennsylvania Electric	PELE - TL 115KV	FARMERS VALLEY to POTTER TAP-GOLD	35500 - Poles And Fixtures	Crossarm	\$145,382.13	\$117,352.61	\$28,029.52
PELE Pennsylvania Electric	PELE - TL 115KV	FARMERS VALLEY to POTTER TAP-GOLD	35500 - Poles And Fixtures	Non-Unitized	\$748,455.60	\$4,861.14	\$743,594.46
PELE Pennsylvania Electric	PELE - TL 115KV	FARMERS VALLEY to POTTER TAP-GOLD	35500 - Poles And Fixtures	Wood Pole	\$1,671.80	\$1,019.78	\$652.02
PELE Pennsylvania Electric	PELE - TL 115KV	FARMERS VALLEY to POTTER TAP-GOLD	35500 - Poles And Fixtures	Wood Pole	\$2,432.27	\$1,824.81	\$607.46
PELE Pennsylvania Electric	PELE - TL 115KV	FARMERS VALLEY to POTTER TAP-GOLD	35500 - Poles And Fixtures	Wood Pole	\$6,333.58	\$2,218.94	\$4,114.64
PELE Pennsylvania Electric	PELE - TL 115KV	FARMERS VALLEY to POTTER TAP-GOLD	35500 - Poles And Fixtures	Wood Pole	\$11,704.04	\$8,953.31	\$2,750.73
PELE Pennsylvania Electric	PELE - TL 115KV	FARMERS VALLEY to POTTER TAP-GOLD	35500 - Poles And Fixtures	Wood Pole	\$15,549.33	\$9,694.52	\$5,854.81
PELE Pennsylvania Electric	PELE - TL 115KV	FARMERS VALLEY to POTTER TAP-GOLD	35500 - Poles And Fixtures	Wood Pole	\$22,299.33	\$12,311.24	\$9,988.09
PELE Pennsylvania Electric	PELE - TL 115KV	FARMERS VALLEY to POTTER TAP-GOLD	35500 - Poles And Fixtures	Wood Pole	\$23,293.09	\$8,574.59	\$14,718.50
PELE Pennsylvania Electric	PELE - TL 115KV	FARMERS VALLEY to POTTER TAP-GOLD	35500 - Poles And Fixtures	Wood Pole	\$40,119.43	\$10,478.73	\$29,640.70
PELE Pennsylvania Electric	PELE - TL 115KV	FARMERS VALLEY to POTTER TAP-GOLD	35500 - Poles And Fixtures	Wood Pole	\$80,857.95	\$3,864.46	\$76,993.49
PELE Pennsylvania Electric	PELE - TL 115KV	FARMERS VALLEY to POTTER TAP-GOLD	35500 - Poles And Fixtures	Wood Pole	\$239,440.73	\$193,276.81	\$46,163.92
		FARMERS VALLEY to POTTER TAP-GOLD Total			\$1,355,993.41	\$390,309.82	\$965,683.59
PELE Pennsylvania Electric	PELE - TL 115KV	FARMERS VALLEY to RIDGWAY	35500 - Poles And Fixtures	Crossarm	\$326.00	\$258.95	\$67.05
PELE Pennsylvania Electric	PELE - TL 115KV	FARMERS VALLEY to RIDGWAY	35500 - Poles And Fixtures	Crossarm	\$984.94	\$614.08	\$370.86
PELE Pennsylvania Electric	PELE - TL 115KV	FARMERS VALLEY to RIDGWAY	35500 - Poles And Fixtures	Crossarm	\$1,536.38	\$166.58	\$1,369.80
PELE Pennsylvania Electric	PELE - TL 115KV	FARMERS VALLEY to RIDGWAY	35500 - Poles And Fixtures	Crossarm	\$4,463.43	\$1,165.80	\$3,297.63
PELE Pennsylvania Electric	PELE - TL 115KV	FARMERS VALLEY to RIDGWAY	35500 - Poles And Fixtures	Crossarm	\$13,379.57	\$1,883.23	\$11,496.34
PELE Pennsylvania Electric	PELE - TL 115KV	FARMERS VALLEY to RIDGWAY	35500 - Poles And Fixtures	Crossarm	\$76,825.02	\$62,288.87	\$14,536.15
PELE Pennsylvania Electric	PELE - TL 115KV	FARMERS VALLEY to RIDGWAY	35500 - Poles And Fixtures	Non-Unitized	(\$23.21)	(\$1.11)	(\$22.10)
PELE Pennsylvania Electric	PELE - TL 115KV	FARMERS VALLEY to RIDGWAY	35500 - Poles And Fixtures	Non-Unitized	(\$0.34)	(\$0.01)	(\$0.33)
PELE Pennsylvania Electric	PELE - TL 115KV	FARMERS VALLEY to RIDGWAY	35500 - Poles And Fixtures	Non-Unitized	\$255.16	\$1.66	\$253.50
PELE Pennsylvania Electric	PELE - TL 115KV	FARMERS VALLEY to RIDGWAY	35500 - Poles And Fixtures	Wood Pole	\$256.29	\$203.57	\$52.72
PELE Pennsylvania Electric	PELE - TL 115KV	FARMERS VALLEY to RIDGWAY	35500 - Poles And Fixtures	Wood Pole	\$723.89	\$531.12	\$192.77
PELE Pennsylvania Electric	PELE - TL 115KV	FARMERS VALLEY to RIDGWAY	35500 - Poles And Fixtures	Wood Pole	\$1,336.61	\$943.08	\$393.73
PELE Pennsylvania Electric	PELE - TL 115KV	FARMERS VALLEY to RIDGWAY	35500 - Poles And Fixtures	Wood Pole	\$4,988.52	\$3,110.18	\$1,878.34
PELE Pennsylvania Electric	PELE - TL 115KV	FARMERS VALLEY to RIDGWAY	35500 - Poles And Fixtures	Wood Pole	\$13,672.88	\$1,482.48	\$12,190.40
PELE Pennsylvania Electric	PELE - TL 115KV	FARMERS VALLEY to RIDGWAY	35500 - Poles And Fixtures	Wood Pole	\$23,104.57	\$2,875.15	\$20,229.42
PELE Pennsylvania Electric	PELE - TL 115KV	FARMERS VALLEY to RIDGWAY	35500 - Poles And Fixtures	Wood Pole	\$32,540.48	\$8,499.19	\$24,041.29
PELE Pennsylvania Electric	PELE - TL 115KV	FARMERS VALLEY to RIDGWAY	35500 - Poles And Fixtures	Wood Pole	\$75,100.88	\$6,964.12	\$68,136.76
PELE Pennsylvania Electric	PELE - TL 115KV	FARMERS VALLEY to RIDGWAY	35500 - Poles And Fixtures	Wood Pole	\$76,736.51	\$62,217.12	\$14,519.39
PELE Pennsylvania Electric	PELE - TL 115KV	FARMERS VALLEY to RIDGWAY	35500 - Poles And Fixtures	Wood Pole	\$194,735.95	\$27,409.98	\$167,325.97
		FARMERS VALLEY to RIDGWAY Total			\$520,943.73	\$180,614.04	\$340,329.69
PELE Pennsylvania Electric	PELE - TL 230KV	FOREST to ELKO to WEST PENN PC	35500 - Poles And Fixtures	Crossarm	\$2,159.01	\$1,679.62	\$479.39
PELE Pennsylvania Electric	PELE - TL 230KV	FOREST to ELKO to WEST PENN PC	35500 - Poles And Fixtures	Crossarm	\$7,901.50	\$3,729.43	\$4,172.07
PELE Pennsylvania Electric	PELE - TL 230KV	FOREST to ELKO to WEST PENN PC	35500 - Poles And Fixtures	Crossarm	\$18,271.09	\$1,694.29	\$16,576.80
PELE Pennsylvania Electric	PELE - TL 230KV	FOREST to ELKO to WEST PENN PC	35500 - Poles And Fixtures	Crossarm	\$57,214.06	\$45,445.45	\$11,768.61
PELE Pennsylvania Electric	PELE - TL 230KV	FOREST to ELKO to WEST PENN PC	35500 - Poles And Fixtures	Crossarm	\$75,132.15	\$41,479.73	\$33,652.42
PELE Pennsylvania Electric	PELE - TL 230KV	FOREST to ELKO to WEST PENN PC	35500 - Poles And Fixtures	Steel Pole Fully Dressed	\$25,827.78	\$14,259.27	\$11,568.51
PELE Pennsylvania Electric	PELE - TL 230KV	FOREST to ELKO to WEST PENN PC	35500 - Poles And Fixtures	Wood Pole	\$2,159.02	\$1,679.62	\$479.40
PELE Pennsylvania Electric	PELE - TL 230KV	FOREST to ELKO to WEST PENN PC	35500 - Poles And Fixtures	Wood Pole	\$7,901.50	\$3,729.43	\$4,172.07
PELE Pennsylvania Electric	PELE - TL 230KV	FOREST to ELKO to WEST PENN PC	35500 - Poles And Fixtures	Wood Pole	\$57,214.06	\$45,445.45	\$11,768.61
PELE Pennsylvania Electric	PELE - TL 230KV	FOREST to ELKO to WEST PENN PC	35500 - Poles And Fixtures	Wood Pole	\$75,132.16	\$41,479.73	\$33,652.43
		FOREST to ELKO to WEST PENN PC Total			\$328,912.33	\$200,622.01	\$128,290.32
PELE Pennsylvania Electric	PELE - TL 115KV	FOREST to RIDGEWAY	35500 - Poles And Fixtures	Crossarm	\$887.83	\$727.73	\$160.10

Company	Major Location	Asset Location	Utility Account	Asset Retirement Unit	Book Cost	Allocated Reserve	Net Book Value
PELE Pennsylvania Electric	PELE - TL 115KV	FOREST to RIDGEWAY	35500 - Poles And Fixtures	Crossarm	\$2,885.45	\$2,064.09	\$821.36
PELE Pennsylvania Electric	PELE - TL 115KV	FOREST to RIDGEWAY	35500 - Poles And Fixtures	Crossarm	\$52,738.94	\$8,298.11	\$44,440.83
PELE Pennsylvania Electric	PELE - TL 115KV	FOREST to RIDGEWAY	35500 - Poles And Fixtures	Crossarm	\$54,308.05	\$5,888.32	\$48,419.73
PELE Pennsylvania Electric	PELE - TL 115KV	FOREST to RIDGEWAY	35500 - Poles And Fixtures	Crossarm	\$62,114.57	\$7,729.58	\$54,384.99
PELE Pennsylvania Electric	PELE - TL 115KV	FOREST to RIDGEWAY	35500 - Poles And Fixtures	Crossarm	\$79,740.81	\$11,223.89	\$68,516.92
PELE Pennsylvania Electric	PELE - TL 115KV	FOREST to RIDGEWAY	35500 - Poles And Fixtures	Non-Unitized	\$15,179.43	\$98.59	\$15,080.84
PELE Pennsylvania Electric	PELE - TL 115KV	FOREST to RIDGEWAY	35500 - Poles And Fixtures	Wood Pole	\$439.50	\$360.24	\$79.26
PELE Pennsylvania Electric	PELE - TL 115KV	FOREST to RIDGEWAY	35500 - Poles And Fixtures	Wood Pole	\$5,769.57	\$4,127.21	\$1,642.36
PELE Pennsylvania Electric	PELE - TL 115KV	FOREST to RIDGEWAY	35500 - Poles And Fixtures	Wood Pole	\$16,524.77	\$2,878.30	\$13,646.47
PELE Pennsylvania Electric	PELE - TL 115KV	FOREST to RIDGEWAY	35500 - Poles And Fixtures	Wood Pole	\$76,864.00	\$12,094.03	\$64,769.97
PELE Pennsylvania Electric	PELE - TL 115KV	FOREST to RIDGEWAY	35500 - Poles And Fixtures	Wood Pole	\$90,528.46	\$11,265.43	\$79,263.03
PELE Pennsylvania Electric	PELE - TL 115KV	FOREST to RIDGEWAY	35500 - Poles And Fixtures	Wood Pole	\$106,949.52	\$11,595.93	\$95,353.59
PELE Pennsylvania Electric	PELE - TL 115KV	FOREST to RIDGEWAY	35500 - Poles And Fixtures	Wood Pole	\$116,217.70	\$16,358.17	\$99,859.53
		FOREST to RIDGEWAY Total			\$681,148.60	\$94,709.62	\$586,438.98
PELE Pennsylvania Electric	PELE - TL 115KV	GARMAN to SPANGLER	35500 - Poles And Fixtures	Crossarm	\$48,754.34	\$30,396.81	\$18,357.53
PELE Pennsylvania Electric	PELE - TL 115KV	GARMAN to SPANGLER	35500 - Poles And Fixtures	Non-Unitized	\$54,154.68	\$351.73	\$53,802.95
PELE Pennsylvania Electric	PELE - TL 115KV	GARMAN to SPANGLER	35500 - Poles And Fixtures	Wood Pole	\$69.74	\$24.44	\$45.30
PELE Pennsylvania Electric	PELE - TL 115KV	GARMAN to SPANGLER	35500 - Poles And Fixtures	Wood Pole	\$69,599.15	\$43,392.90	\$26,206.25
		GARMAN to SPANGLER Total			\$172,577.91	\$74,165.88	\$98,412.03
PELE Pennsylvania Electric	PELE - TL 115KV	GARMAN to WESTOVER SOUTH to MADERA	35500 - Poles And Fixtures	Crossarm	\$1,969.87	\$1,253.86	\$716.01
PELE Pennsylvania Electric	PELE - TL 115KV	GARMAN to WESTOVER SOUTH to MADERA	35500 - Poles And Fixtures	Crossarm	\$41,117.62	\$30,517.94	\$10,599.68
PELE Pennsylvania Electric	PELE - TL 115KV	GARMAN to WESTOVER SOUTH to MADERA	35500 - Poles And Fixtures	Crossarm	\$224,097.26	\$78,511.35	\$145,585.91
PELE Pennsylvania Electric	PELE - TL 115KV	GARMAN to WESTOVER SOUTH to MADERA	35500 - Poles And Fixtures	Non-Unitized	\$35,643.48	\$231.50	\$35,411.98
PELE Pennsylvania Electric	PELE - TL 115KV	GARMAN to WESTOVER SOUTH to MADERA	35500 - Poles And Fixtures	Wood Pole	\$0.01	\$0.01	\$0.00
PELE Pennsylvania Electric	PELE - TL 115KV	GARMAN to WESTOVER SOUTH to MADERA	35500 - Poles And Fixtures	Wood Pole	\$0.01	\$0.01	\$0.00
PELE Pennsylvania Electric	PELE - TL 115KV	GARMAN to WESTOVER SOUTH to MADERA	35500 - Poles And Fixtures	Wood Pole	\$63.61	\$52.90	\$10.71
PELE Pennsylvania Electric	PELE - TL 115KV	GARMAN to WESTOVER SOUTH to MADERA	35500 - Poles And Fixtures	Wood Pole	\$2,140.07	\$1,362.20	\$777.87
PELE Pennsylvania Electric	PELE - TL 115KV	GARMAN to WESTOVER SOUTH to MADERA	35500 - Poles And Fixtures	Wood Pole	\$10,943.27	\$4,605.05	\$6,338.22
PELE Pennsylvania Electric	PELE - TL 115KV	GARMAN to WESTOVER SOUTH to MADERA	35500 - Poles And Fixtures	Wood Pole	\$45,526.04	\$29,552.73	\$15,973.31
PELE Pennsylvania Electric	PELE - TL 115KV	GARMAN to WESTOVER SOUTH to MADERA	35500 - Poles And Fixtures	Wood Pole	\$75,862.93	\$56,306.28	\$19,556.65
PELE Pennsylvania Electric	PELE - TL 115KV	GARMAN to WESTOVER SOUTH to MADERA	35500 - Poles And Fixtures	Wood Pole	\$761,235.18	\$266,694.93	\$494,540.25
		GARMAN to WESTOVER SOUTH to MADERA Total			\$1,198,599.35	\$469,088.74	\$729,510.61
PELE Pennsylvania Electric	PELE - TL 115KV	GARMAN-SHAWVILLE (SM)	35500 - Poles And Fixtures	Non-Unitized	\$17,401.51	\$113.02	\$17,288.49
		GARMAN-SHAWVILLE (SM) Total			\$17,401.51	\$113.02	\$17,288.49
PELE Pennsylvania Electric	PELE - TL 115KV	GENEVA to MORGAN STREET	35500 - Poles And Fixtures	Crossarm	\$4,567.47	\$952.32	\$3,615.15
PELE Pennsylvania Electric	PELE - TL 115KV	GENEVA to MORGAN STREET	35500 - Poles And Fixtures	Crossarm	\$40,396.26	\$28,897.13	\$11,499.13
PELE Pennsylvania Electric	PELE - TL 115KV	GENEVA to MORGAN STREET	35500 - Poles And Fixtures	Non-Unitized	\$99,832.11	\$648.40	\$99,183.71
PELE Pennsylvania Electric	PELE - TL 115KV	GENEVA to MORGAN STREET	35500 - Poles And Fixtures	Wood Pole	\$529.02	\$427.02	\$102.00
PELE Pennsylvania Electric	PELE - TL 115KV	GENEVA to MORGAN STREET	35500 - Poles And Fixtures	Wood Pole	\$9,260.90	\$7,700.60	\$1,560.30
PELE Pennsylvania Electric	PELE - TL 115KV	GENEVA to MORGAN STREET	35500 - Poles And Fixtures	Wood Pole	\$13,086.12	\$2,728.47	\$10,357.65
PELE Pennsylvania Electric	PELE - TL 115KV	GENEVA to MORGAN STREET	35500 - Poles And Fixtures	Wood Pole	\$100,245.98	\$71,710.14	\$28,535.84
		GENEVA to MORGAN STREET Total			\$267,917.86	\$113,064.09	\$154,853.77
PELE Pennsylvania Electric	PELE - TL 230KV	GLADE TAP to LEWIS RUN	35500 - Poles And Fixtures	Crossarm	\$606,212.83	\$286,126.33	\$320,086.50
PELE Pennsylvania Electric	PELE - TL 230KV	GLADE TAP to LEWIS RUN	35500 - Poles And Fixtures	Phase Raiser	\$125,307.24	\$813.85	\$124,493.39
PELE Pennsylvania Electric	PELE - TL 230KV	GLADE TAP to LEWIS RUN	35500 - Poles And Fixtures	Steel Pole Fully Dressed	\$52,519.91	\$24,788.87	\$27,731.04
PELE Pennsylvania Electric	PELE - TL 230KV	GLADE TAP to LEWIS RUN	35500 - Poles And Fixtures	Wood Pole	\$606,212.83	\$286,126.33	\$320,086.50
		GLADE TAP to LEWIS RUN Total			\$1,390,252.81	\$597,855.37	\$792,397.44
PELE Pennsylvania Electric	PELE - TL 230KV	GLADE to ERIE SOUTH	35500 - Poles And Fixtures	Crossarm	\$250.59	\$194.95	\$55.64
PELE Pennsylvania Electric	PELE - TL 230KV	GLADE to ERIE SOUTH	35500 - Poles And Fixtures	Crossarm	\$1,127.10	\$862.21	\$264.89
PELE Pennsylvania Electric	PELE - TL 230KV	GLADE to ERIE SOUTH	35500 - Poles And Fixtures	Crossarm	\$3,193.07	\$1,663.48	\$1,529.59
PELE Pennsylvania Electric	PELE - TL 230KV	GLADE to ERIE SOUTH	35500 - Poles And Fixtures	Crossarm	\$10,025.53	\$7,266.14	\$2,759.39
PELE Pennsylvania Electric	PELE - TL 230KV	GLADE to ERIE SOUTH	35500 - Poles And Fixtures	Crossarm	\$14,553.19	\$7,110.55	\$7,442.64
PELE Pennsylvania Electric	PELE - TL 230KV	GLADE to ERIE SOUTH	35500 - Poles And Fixtures	Crossarm	\$20,746.87	\$10,475.64	\$10,271.23
PELE Pennsylvania Electric	PELE - TL 230KV	GLADE to ERIE SOUTH	35500 - Poles And Fixtures	Crossarm	\$57,400.77	\$41,061.17	\$16,339.60

Company	Major Location	Asset Location	Utility Account	Asset Retirement Unit	Book Cost	Allocated Reserve	Net Book Value
PELE Pennsylvania Electric	PELE - TL 230KV	GLADE to ERIE SOUTH	35500 - Poles And Fixtures	Crossarm	\$156,837.87	\$123,786.01	\$33,051.86
PELE Pennsylvania Electric	PELE - TL 230KV	GLADE to ERIE SOUTH	35500 - Poles And Fixtures	Crossarm	\$159,950.43	\$125,370.76	\$34,579.67
PELE Pennsylvania Electric	PELE - TL 230KV	GLADE to ERIE SOUTH	35500 - Poles And Fixtures	Phase Raiser	\$189,304.53	\$1,229.51	\$188,075.02
PELE Pennsylvania Electric	PELE - TL 230KV	GLADE to ERIE SOUTH	35500 - Poles And Fixtures	Steel Pole Fully Dressed	\$11,278.25	\$8,174.06	\$3,104.19
PELE Pennsylvania Electric	PELE - TL 230KV	GLADE to ERIE SOUTH	35500 - Poles And Fixtures	Wood Pole	\$250.59	\$194.95	\$55.64
PELE Pennsylvania Electric	PELE - TL 230KV	GLADE to ERIE SOUTH	35500 - Poles And Fixtures	Wood Pole	\$552.72	\$3.59	\$549.13
PELE Pennsylvania Electric	PELE - TL 230KV	GLADE to ERIE SOUTH	35500 - Poles And Fixtures	Wood Pole	\$1,127.10	\$862.21	\$264.89
PELE Pennsylvania Electric	PELE - TL 230KV	GLADE to ERIE SOUTH	35500 - Poles And Fixtures	Wood Pole	\$3,193.08	\$1,663.48	\$1,529.60
PELE Pennsylvania Electric	PELE - TL 230KV	GLADE to ERIE SOUTH	35500 - Poles And Fixtures	Wood Pole	\$3,324.11	\$2,438.94	\$885.17
PELE Pennsylvania Electric	PELE - TL 230KV	GLADE to ERIE SOUTH	35500 - Poles And Fixtures	Wood Pole	\$4,489.36	\$3,120.62	\$1,368.74
PELE Pennsylvania Electric	PELE - TL 230KV	GLADE to ERIE SOUTH	35500 - Poles And Fixtures	Wood Pole	\$10,559.93	\$7,653.45	\$2,906.48
PELE Pennsylvania Electric	PELE - TL 230KV	GLADE to ERIE SOUTH	35500 - Poles And Fixtures	Wood Pole	\$15,005.28	\$7,331.44	\$7,673.84
PELE Pennsylvania Electric	PELE - TL 230KV	GLADE to ERIE SOUTH	35500 - Poles And Fixtures	Wood Pole	\$20,746.87	\$10,475.64	\$10,271.23
PELE Pennsylvania Electric	PELE - TL 230KV	GLADE to ERIE SOUTH	35500 - Poles And Fixtures	Wood Pole	\$24,247.55	\$2,248.48	\$21,999.07
PELE Pennsylvania Electric	PELE - TL 230KV	GLADE to ERIE SOUTH	35500 - Poles And Fixtures	Wood Pole	\$57,400.77	\$41,061.17	\$16,339.60
PELE Pennsylvania Electric	PELE - TL 230KV	GLADE to ERIE SOUTH	35500 - Poles And Fixtures	Wood Pole	\$156,837.88	\$123,786.02	\$33,051.86
PELE Pennsylvania Electric	PELE - TL 230KV	GLADE to ERIE SOUTH	35500 - Poles And Fixtures	Wood Pole	\$159,950.44	\$125,370.76	\$34,579.68
		GLADE to ERIE SOUTH Total			\$1,082,353.88	\$653,405.22	\$428,948.66
PELE Pennsylvania Electric	PELE - TL 230KV	GLADE to FOREST	35500 - Poles And Fixtures	Crossarm	\$312.37	\$33.87	\$278.50
PELE Pennsylvania Electric	PELE - TL 230KV	GLADE to FOREST	35500 - Poles And Fixtures	Crossarm	\$4,976.70	\$700.49	\$4,276.21
PELE Pennsylvania Electric	PELE - TL 230KV	GLADE to FOREST	35500 - Poles And Fixtures	Crossarm	\$6,938.61	\$137.57	\$6,801.04
PELE Pennsylvania Electric	PELE - TL 230KV	GLADE to FOREST	35500 - Poles And Fixtures	Crossarm	\$14,147.00	\$4,451.41	\$9,695.59
PELE Pennsylvania Electric	PELE - TL 230KV	GLADE to FOREST	35500 - Poles And Fixtures	Crossarm	\$22,570.00	\$11,396.18	\$11,173.82
PELE Pennsylvania Electric	PELE - TL 230KV	GLADE to FOREST	35500 - Poles And Fixtures	Crossarm	\$28,734.23	\$14,039.28	\$14,694.95
PELE Pennsylvania Electric	PELE - TL 230KV	GLADE to FOREST	35500 - Poles And Fixtures	Crossarm	\$51,188.34	\$36,617.16	\$14,571.18
PELE Pennsylvania Electric	PELE - TL 230KV	GLADE to FOREST	35500 - Poles And Fixtures	Crossarm	\$120,648.23	\$783.59	\$119,864.64
PELE Pennsylvania Electric	PELE - TL 230KV	GLADE to FOREST	35500 - Poles And Fixtures	Crossarm	\$174,616.82	\$136,866.42	\$37,750.40
PELE Pennsylvania Electric	PELE - TL 230KV	GLADE to FOREST	35500 - Poles And Fixtures	Non-Unitized	(\$7.10)	(\$0.34)	(\$6.76)
PELE Pennsylvania Electric	PELE - TL 230KV	GLADE to FOREST	35500 - Poles And Fixtures	Non-Unitized	(\$0.11)	\$0.00	(\$0.11)
PELE Pennsylvania Electric	PELE - TL 230KV	GLADE to FOREST	35500 - Poles And Fixtures	Non-Unitized	\$46,382.05	\$301.25	\$46,080.80
PELE Pennsylvania Electric	PELE - TL 230KV	GLADE to FOREST	35500 - Poles And Fixtures	Wood Pole	\$6,580.11	\$713.44	\$5,866.67
PELE Pennsylvania Electric	PELE - TL 230KV	GLADE to FOREST	35500 - Poles And Fixtures	Wood Pole	\$14,147.00	\$4,451.41	\$9,695.59
PELE Pennsylvania Electric	PELE - TL 230KV	GLADE to FOREST	35500 - Poles And Fixtures	Wood Pole	\$21,996.98	\$2,737.32	\$19,259.66
PELE Pennsylvania Electric	PELE - TL 230KV	GLADE to FOREST	35500 - Poles And Fixtures	Wood Pole	\$22,570.00	\$11,396.18	\$11,173.82
PELE Pennsylvania Electric	PELE - TL 230KV	GLADE to FOREST	35500 - Poles And Fixtures	Wood Pole	\$28,734.23	\$14,039.28	\$14,694.95
PELE Pennsylvania Electric	PELE - TL 230KV	GLADE to FOREST	35500 - Poles And Fixtures	Wood Pole	\$51,188.35	\$36,617.17	\$14,571.18
PELE Pennsylvania Electric	PELE - TL 230KV	GLADE to FOREST	35500 - Poles And Fixtures	Wood Pole	\$93,793.51	\$13,201.86	\$80,591.65
PELE Pennsylvania Electric	PELE - TL 230KV	GLADE to FOREST	35500 - Poles And Fixtures	Wood Pole	\$123,878.66	\$11,487.30	\$112,391.36
PELE Pennsylvania Electric	PELE - TL 230KV	GLADE to FOREST	35500 - Poles And Fixtures	Wood Pole	\$174,616.83	\$136,866.43	\$37,750.40
PELE Pennsylvania Electric	PELE - TL 230KV	GLADE to FOREST	35500 - Poles And Fixtures	Wood Pole	\$245,511.26	\$1,594.57	\$243,916.69
		GLADE to FOREST Total			\$1,253,524.07	\$438,431.82	\$815,092.25
PELE Pennsylvania Electric	PELE - TL 115KV	GLORY to EAST PIKE	35500 - Poles And Fixtures	Crossarm	\$239.30	\$168.82	\$70.48
PELE Pennsylvania Electric	PELE - TL 115KV	GLORY to EAST PIKE	35500 - Poles And Fixtures	Crossarm	\$887.83	\$635.10	\$252.73
PELE Pennsylvania Electric	PELE - TL 115KV	GLORY to EAST PIKE	35500 - Poles And Fixtures	Crossarm	\$1,487.81	\$388.60	\$1,099.21
PELE Pennsylvania Electric	PELE - TL 115KV	GLORY to EAST PIKE	35500 - Poles And Fixtures	Crossarm	\$1,699.36	\$802.08	\$897.28
PELE Pennsylvania Electric	PELE - TL 115KV	GLORY to EAST PIKE	35500 - Poles And Fixtures	Crossarm	\$34,958.30	\$27,591.23	\$7,367.07
PELE Pennsylvania Electric	PELE - TL 115KV	GLORY to EAST PIKE	35500 - Poles And Fixtures	Non-Unitized	\$29,261.61	\$190.05	\$29,071.56
PELE Pennsylvania Electric	PELE - TL 115KV	GLORY to EAST PIKE	35500 - Poles And Fixtures	Wood Pole	\$783.39	\$552.66	\$230.73
PELE Pennsylvania Electric	PELE - TL 115KV	GLORY to EAST PIKE	35500 - Poles And Fixtures	Wood Pole	\$1,100.00	\$797.24	\$302.76
PELE Pennsylvania Electric	PELE - TL 115KV	GLORY to EAST PIKE	35500 - Poles And Fixtures	Wood Pole	\$3,275.85	\$2,343.35	\$932.50
PELE Pennsylvania Electric	PELE - TL 115KV	GLORY to EAST PIKE	35500 - Poles And Fixtures	Wood Pole	\$4,740.20	\$2,237.33	\$2,502.87
PELE Pennsylvania Electric	PELE - TL 115KV	GLORY to EAST PIKE	35500 - Poles And Fixtures	Wood Pole	\$18,030.06	\$4,709.24	\$13,320.82
PELE Pennsylvania Electric	PELE - TL 115KV	GLORY to EAST PIKE	35500 - Poles And Fixtures	Wood Pole	\$70,637.34	\$55,751.30	\$14,886.04
PELE Pennsylvania Electric	PELE - TL 115KV	GLORY to EAST PIKE	35500 - Poles And Fixtures	Wood Pole	\$167,101.05	\$96,166.99	\$70,934.06
		GLORY to EAST PIKE Total					

Company	Major Location	Asset Location	Utility Account	Asset Retirement Unit	Book Cost	Allocated Reserve	Net Book Value
PELE Pennsylvania Electric	PELE - TL 115KV	GLORY to GARMAN	35500 - Poles And Fixtures	Crossarm	\$1,545.06	\$983.46	\$561.60
PELE Pennsylvania Electric	PELE - TL 115KV	GLORY to GARMAN	35500 - Poles And Fixtures	Crossarm	\$11,465.49	\$8,509.81	\$2,955.68
PELE Pennsylvania Electric	PELE - TL 115KV	GLORY to GARMAN	35500 - Poles And Fixtures	Crossarm	\$18,001.34	\$2,533.77	\$15,467.57
PELE Pennsylvania Electric	PELE - TL 115KV	GLORY to GARMAN	35500 - Poles And Fixtures	Crossarm	\$45,334.81	\$18,287.10	\$27,047.71
PELE Pennsylvania Electric	PELE - TL 115KV	GLORY to GARMAN	35500 - Poles And Fixtures	Non-Unitized	(\$1.77)	(\$0.08)	(\$1.69)
PELE Pennsylvania Electric	PELE - TL 115KV	GLORY to GARMAN	35500 - Poles And Fixtures	Non-Unitized	(\$0.02)	\$0.00	(\$0.02)
PELE Pennsylvania Electric	PELE - TL 115KV	GLORY to GARMAN	35500 - Poles And Fixtures	Non-Unitized	\$47,799.49	\$310.45	\$47,489.04
PELE Pennsylvania Electric	PELE - TL 115KV	GLORY to GARMAN	35500 - Poles And Fixtures	Wood Pole	\$1,115.04	\$120.90	\$994.14
PELE Pennsylvania Electric	PELE - TL 115KV	GLORY to GARMAN	35500 - Poles And Fixtures	Wood Pole	\$1,545.07	\$983.47	\$561.60
PELE Pennsylvania Electric	PELE - TL 115KV	GLORY to GARMAN	35500 - Poles And Fixtures	Wood Pole	\$17,765.28	\$2,500.54	\$15,264.74
PELE Pennsylvania Electric	PELE - TL 115KV	GLORY to GARMAN	35500 - Poles And Fixtures	Wood Pole	\$23,353.95	\$17,333.55	\$6,020.40
PELE Pennsylvania Electric	PELE - TL 115KV	GLORY to GARMAN	35500 - Poles And Fixtures	Wood Pole	\$135,102.48	\$54,497.46	\$80,605.02
		GLORY to GARMAN Total			\$303,026.22	\$106,060.43	\$196,965.79
PELE Pennsylvania Electric	PELE - TL 115KV	GORE JUNCTION to FAIRVIEW EAST	35500 - Poles And Fixtures	Crossarm	\$6,450.64	\$4,732.92	\$1,717.72
PELE Pennsylvania Electric	PELE - TL 115KV	GORE JUNCTION to FAIRVIEW EAST	35500 - Poles And Fixtures	Crossarm	\$13,234.21	\$10,123.86	\$3,110.35
PELE Pennsylvania Electric	PELE - TL 115KV	GORE JUNCTION to FAIRVIEW EAST	35500 - Poles And Fixtures	Non-Unitized	\$296,450.22	\$1,925.41	\$294,524.81
PELE Pennsylvania Electric	PELE - TL 115KV	GORE JUNCTION to FAIRVIEW EAST	35500 - Poles And Fixtures	Steel Pole Fully Dressed	\$2,062.08	\$1,577.44	\$484.64
PELE Pennsylvania Electric	PELE - TL 115KV	GORE JUNCTION to FAIRVIEW EAST	35500 - Poles And Fixtures	Steel Pole Fully Dressed	\$10,327.21	\$7,577.21	\$2,750.00
PELE Pennsylvania Electric	PELE - TL 115KV	GORE JUNCTION to FAIRVIEW EAST	35500 - Poles And Fixtures	Wood Pole	\$1,071.13	\$776.31	\$294.82
PELE Pennsylvania Electric	PELE - TL 115KV	GORE JUNCTION to FAIRVIEW EAST	35500 - Poles And Fixtures	Wood Pole	\$20,639.82	\$15,788.98	\$4,850.84
PELE Pennsylvania Electric	PELE - TL 115KV	GORE JUNCTION to FAIRVIEW EAST	35500 - Poles And Fixtures	Wood Pole	\$24,853.12	\$18,235.07	\$6,618.05
		GORE JUNCTION to FAIRVIEW EAST Total			\$375,088.43	\$60,737.20	\$314,351.23
PELE Pennsylvania Electric	PELE - TL 115KV	GORE JUNCTION to ROLLING MEADOWS	35500 - Poles And Fixtures	Crossarm	\$3,714.32	\$2,866.27	\$848.05
PELE Pennsylvania Electric	PELE - TL 115KV	GORE JUNCTION to ROLLING MEADOWS	35500 - Poles And Fixtures	Steel Pole Fully Dressed	\$5,649.61	\$4,359.69	\$1,289.92
PELE Pennsylvania Electric	PELE - TL 115KV	GORE JUNCTION to ROLLING MEADOWS	35500 - Poles And Fixtures	Wood Pole	\$436.45	\$320.23	\$116.22
PELE Pennsylvania Electric	PELE - TL 115KV	GORE JUNCTION to ROLLING MEADOWS	35500 - Poles And Fixtures	Wood Pole	\$5,270.72	\$177.09	\$5,093.63
PELE Pennsylvania Electric	PELE - TL 115KV	GORE JUNCTION to ROLLING MEADOWS	35500 - Poles And Fixtures	Wood Pole	\$16,587.15	\$12,799.96	\$3,787.19
		GORE JUNCTION to ROLLING MEADOWS Total			\$31,658.25	\$20,523.24	\$11,135.01
PELE Pennsylvania Electric	PELE - TL 115KV	GOUDEY-NYSEG to TIFFANY to LENOX	35500 - Poles And Fixtures	Crossarm	\$104.04	\$85.75	\$18.29
PELE Pennsylvania Electric	PELE - TL 115KV	GOUDEY-NYSEG to TIFFANY to LENOX	35500 - Poles And Fixtures	Crossarm	\$135.26	\$109.67	\$25.59
PELE Pennsylvania Electric	PELE - TL 115KV	GOUDEY-NYSEG to TIFFANY to LENOX	35500 - Poles And Fixtures	Crossarm	\$199.34	\$163.87	\$35.47
PELE Pennsylvania Electric	PELE - TL 115KV	GOUDEY-NYSEG to TIFFANY to LENOX	35500 - Poles And Fixtures	Crossarm	\$314.80	\$246.75	\$68.05
PELE Pennsylvania Electric	PELE - TL 115KV	GOUDEY-NYSEG to TIFFANY to LENOX	35500 - Poles And Fixtures	Crossarm	\$367.62	\$281.22	\$86.40
PELE Pennsylvania Electric	PELE - TL 115KV	GOUDEY-NYSEG to TIFFANY to LENOX	35500 - Poles And Fixtures	Crossarm	\$554.89	\$447.91	\$106.98
PELE Pennsylvania Electric	PELE - TL 115KV	GOUDEY-NYSEG to TIFFANY to LENOX	35500 - Poles And Fixtures	Crossarm	\$665.87	\$525.54	\$140.33
PELE Pennsylvania Electric	PELE - TL 115KV	GOUDEY-NYSEG to TIFFANY to LENOX	35500 - Poles And Fixtures	Crossarm	\$2,029.12	\$188.16	\$1,840.96
PELE Pennsylvania Electric	PELE - TL 115KV	GOUDEY-NYSEG to TIFFANY to LENOX	35500 - Poles And Fixtures	Crossarm	\$2,108.60	\$850.57	\$1,258.03
PELE Pennsylvania Electric	PELE - TL 115KV	GOUDEY-NYSEG to TIFFANY to LENOX	35500 - Poles And Fixtures	Crossarm	\$3,485.43	\$1,924.27	\$1,561.16
PELE Pennsylvania Electric	PELE - TL 115KV	GOUDEY-NYSEG to TIFFANY to LENOX	35500 - Poles And Fixtures	Crossarm	\$5,431.02	\$4,515.99	\$915.03
PELE Pennsylvania Electric	PELE - TL 115KV	GOUDEY-NYSEG to TIFFANY to LENOX	35500 - Poles And Fixtures	Crossarm	\$7,172.00	\$5,730.26	\$1,441.74
PELE Pennsylvania Electric	PELE - TL 115KV	GOUDEY-NYSEG to TIFFANY to LENOX	35500 - Poles And Fixtures	Crossarm	\$37,455.32	\$28,384.93	\$9,070.39
PELE Pennsylvania Electric	PELE - TL 115KV	GOUDEY-NYSEG to TIFFANY to LENOX	35500 - Poles And Fixtures	Non-Unitized	\$361,614.22	\$2,348.64	\$359,265.58
PELE Pennsylvania Electric	PELE - TL 115KV	GOUDEY-NYSEG to TIFFANY to LENOX	35500 - Poles And Fixtures	Wood Pole	\$148.27	\$120.22	\$28.05
PELE Pennsylvania Electric	PELE - TL 115KV	GOUDEY-NYSEG to TIFFANY to LENOX	35500 - Poles And Fixtures	Wood Pole	\$199.34	\$163.87	\$35.47
PELE Pennsylvania Electric	PELE - TL 115KV	GOUDEY-NYSEG to TIFFANY to LENOX	35500 - Poles And Fixtures	Wood Pole	\$314.81	\$246.75	\$68.06
PELE Pennsylvania Electric	PELE - TL 115KV	GOUDEY-NYSEG to TIFFANY to LENOX	35500 - Poles And Fixtures	Wood Pole	\$609.99	\$484.52	\$125.47
PELE Pennsylvania Electric	PELE - TL 115KV	GOUDEY-NYSEG to TIFFANY to LENOX	35500 - Poles And Fixtures	Wood Pole	\$629.64	\$518.93	\$110.71
PELE Pennsylvania Electric	PELE - TL 115KV	GOUDEY-NYSEG to TIFFANY to LENOX	35500 - Poles And Fixtures	Wood Pole	\$735.67	\$580.64	\$155.03
PELE Pennsylvania Electric	PELE - TL 115KV	GOUDEY-NYSEG to TIFFANY to LENOX	35500 - Poles And Fixtures	Wood Pole	\$943.73	\$721.93	\$221.80
PELE Pennsylvania Electric	PELE - TL 115KV	GOUDEY-NYSEG to TIFFANY to LENOX	35500 - Poles And Fixtures	Wood Pole	\$944.26	\$762.21	\$182.05
PELE Pennsylvania Electric	PELE - TL 115KV	GOUDEY-NYSEG to TIFFANY to LENOX	35500 - Poles And Fixtures	Wood Pole	\$6,771.20	\$5,630.37	\$1,140.83
PELE Pennsylvania Electric	PELE - TL 115KV	GOUDEY-NYSEG to TIFFANY to LENOX	35500 - Poles And Fixtures	Wood Pole	\$6,921.08	\$3,821.06	\$3,100.02
PELE Pennsylvania Electric	PELE - TL 115KV	GOUDEY-NYSEG to TIFFANY to LENOX	35500 - Poles And Fixtures	Wood Pole	\$11,729.87	\$4,731.58	\$6,998.29
PELE Pennsylvania Electric	PELE - TL 115KV	GOUDEY-NYSEG to TIFFANY to LENOX	35500 - Poles And Fixtures	Wood Pole	\$17,134.46	\$13,690.03	\$3,444.43

Company	Major Location	Asset Location	Utility Account	Asset Retirement Unit	Book Cost	Allocated Reserve	Net Book Value
PELE Pennsylvania Electric	PELE - TL 115KV	GOUDEY-NYSEG to TIFFANY to LENOX	35500 - Poles And Fixtures	Wood Pole	\$46,971.67	\$10,612.30	\$36,359.37
PELE Pennsylvania Electric	PELE - TL 115KV	GOUDEY-NYSEG to TIFFANY to LENOX	35500 - Poles And Fixtures	Wood Pole	\$182,169.51	\$138,054.30	\$44,115.21
		GOUDEY-NYSEG to TIFFANY to LENOX Total			\$697,861.03	\$225,942.23	\$471,918.80
PELE Pennsylvania Electric	PELE - TL 115KV	GRANDVIEW to TITUSVILLE	35500 - Poles And Fixtures	Crossarm	\$319.53	\$260.12	\$59.41
PELE Pennsylvania Electric	PELE - TL 115KV	GRANDVIEW to TITUSVILLE	35500 - Poles And Fixtures	Crossarm	\$596.51	\$401.48	\$195.03
PELE Pennsylvania Electric	PELE - TL 115KV	GRANDVIEW to TITUSVILLE	35500 - Poles And Fixtures	Crossarm	\$936.38	\$709.62	\$226.76
PELE Pennsylvania Electric	PELE - TL 115KV	GRANDVIEW to TITUSVILLE	35500 - Poles And Fixtures	Crossarm	\$1,054.30	\$425.28	\$629.02
PELE Pennsylvania Electric	PELE - TL 115KV	GRANDVIEW to TITUSVILLE	35500 - Poles And Fixtures	Crossarm	\$1,900.51	\$832.57	\$1,067.94
PELE Pennsylvania Electric	PELE - TL 115KV	GRANDVIEW to TITUSVILLE	35500 - Poles And Fixtures	Crossarm	\$2,524.36	\$2,037.67	\$486.69
PELE Pennsylvania Electric	PELE - TL 115KV	GRANDVIEW to TITUSVILLE	35500 - Poles And Fixtures	Crossarm	\$2,913.19	\$2,380.10	\$533.09
PELE Pennsylvania Electric	PELE - TL 115KV	GRANDVIEW to TITUSVILLE	35500 - Poles And Fixtures	Crossarm	\$9,207.77	\$3,874.73	\$5,333.04
PELE Pennsylvania Electric	PELE - TL 115KV	GRANDVIEW to TITUSVILLE	35500 - Poles And Fixtures	Crossarm	\$11,427.23	\$9,179.06	\$2,248.17
PELE Pennsylvania Electric	PELE - TL 115KV	GRANDVIEW to TITUSVILLE	35500 - Poles And Fixtures	Crossarm	\$11,625.54	\$1,078.04	\$10,547.50
PELE Pennsylvania Electric	PELE - TL 115KV	GRANDVIEW to TITUSVILLE	35500 - Poles And Fixtures	Crossarm	\$24,169.09	\$17,050.48	\$7,118.61
PELE Pennsylvania Electric	PELE - TL 115KV	GRANDVIEW to TITUSVILLE	35500 - Poles And Fixtures	Non-Unitized	\$34,468.72	\$223.87	\$34,244.85
PELE Pennsylvania Electric	PELE - TL 115KV	GRANDVIEW to TITUSVILLE	35500 - Poles And Fixtures	Wood Pole	\$319.53	\$260.12	\$59.41
PELE Pennsylvania Electric	PELE - TL 115KV	GRANDVIEW to TITUSVILLE	35500 - Poles And Fixtures	Wood Pole	\$1,236.55	\$344.95	\$891.60
PELE Pennsylvania Electric	PELE - TL 115KV	GRANDVIEW to TITUSVILLE	35500 - Poles And Fixtures	Wood Pole	\$2,524.37	\$2,037.68	\$486.69
PELE Pennsylvania Electric	PELE - TL 115KV	GRANDVIEW to TITUSVILLE	35500 - Poles And Fixtures	Wood Pole	\$2,651.79	\$1,784.75	\$867.04
PELE Pennsylvania Electric	PELE - TL 115KV	GRANDVIEW to TITUSVILLE	35500 - Poles And Fixtures	Wood Pole	\$5,121.16	\$3,880.99	\$1,240.17
PELE Pennsylvania Electric	PELE - TL 115KV	GRANDVIEW to TITUSVILLE	35500 - Poles And Fixtures	Wood Pole	\$5,323.49	\$4,349.33	\$974.16
PELE Pennsylvania Electric	PELE - TL 115KV	GRANDVIEW to TITUSVILLE	35500 - Poles And Fixtures	Wood Pole	\$7,485.28	\$3,019.41	\$4,465.87
PELE Pennsylvania Electric	PELE - TL 115KV	GRANDVIEW to TITUSVILLE	35500 - Poles And Fixtures	Wood Pole	\$11,427.24	\$9,179.07	\$2,248.17
PELE Pennsylvania Electric	PELE - TL 115KV	GRANDVIEW to TITUSVILLE	35500 - Poles And Fixtures	Wood Pole	\$15,414.56	\$6,752.72	\$8,661.84
PELE Pennsylvania Electric	PELE - TL 115KV	GRANDVIEW to TITUSVILLE	35500 - Poles And Fixtures	Wood Pole	\$21,715.34	\$6,444.95	\$15,270.39
PELE Pennsylvania Electric	PELE - TL 115KV	GRANDVIEW to TITUSVILLE	35500 - Poles And Fixtures	Wood Pole	\$29,435.57	\$7,688.23	\$21,747.34
PELE Pennsylvania Electric	PELE - TL 115KV	GRANDVIEW to TITUSVILLE	35500 - Poles And Fixtures	Wood Pole	\$33,003.51	\$13,888.24	\$19,115.27
PELE Pennsylvania Electric	PELE - TL 115KV	GRANDVIEW to TITUSVILLE	35500 - Poles And Fixtures	Wood Pole	\$34,046.98	\$24,019.00	\$10,027.98
		GRANDVIEW to TITUSVILLE Total			\$270,848.50	\$122,102.43	\$148,746.07
PELE Pennsylvania Electric	PELE - TL 115KV	GRENN GARDEN to ESG LINE	35500 - Poles And Fixtures	Wood Pole	\$1,035,481.64	\$233,946.23	\$801,535.41
		GRENN GARDEN to ESG LINE Total			\$1,035,481.64	\$233,946.23	\$801,535.41
PELE Pennsylvania Electric	PELE - TL 115KV	HILLCLAY JUNCTION to RACHEL HILL	35500 - Poles And Fixtures	Crossarm	\$346.81	\$229.35	\$117.46
PELE Pennsylvania Electric	PELE - TL 115KV	HILLCLAY JUNCTION to RACHEL HILL	35500 - Poles And Fixtures	Crossarm	\$374.55	\$283.85	\$90.70
PELE Pennsylvania Electric	PELE - TL 115KV	HILLCLAY JUNCTION to RACHEL HILL	35500 - Poles And Fixtures	Crossarm	\$530.62	\$409.47	\$121.15
PELE Pennsylvania Electric	PELE - TL 115KV	HILLCLAY JUNCTION to RACHEL HILL	35500 - Poles And Fixtures	Crossarm	\$572.23	\$429.32	\$142.91
PELE Pennsylvania Electric	PELE - TL 115KV	HILLCLAY JUNCTION to RACHEL HILL	35500 - Poles And Fixtures	Crossarm	\$867.02	\$562.81	\$304.21
PELE Pennsylvania Electric	PELE - TL 115KV	HILLCLAY JUNCTION to RACHEL HILL	35500 - Poles And Fixtures	Crossarm	\$1,460.06	\$407.30	\$1,052.76
PELE Pennsylvania Electric	PELE - TL 115KV	HILLCLAY JUNCTION to RACHEL HILL	35500 - Poles And Fixtures	Crossarm	\$1,525.96	\$1,219.20	\$306.76
PELE Pennsylvania Electric	PELE - TL 115KV	HILLCLAY JUNCTION to RACHEL HILL	35500 - Poles And Fixtures	Crossarm	\$1,654.28	\$1,265.49	\$388.79
PELE Pennsylvania Electric	PELE - TL 115KV	HILLCLAY JUNCTION to RACHEL HILL	35500 - Poles And Fixtures	Crossarm	\$3,069.26	\$1,291.58	\$1,777.68
PELE Pennsylvania Electric	PELE - TL 115KV	HILLCLAY JUNCTION to RACHEL HILL	35500 - Poles And Fixtures	Crossarm	\$4,175.57	\$2,810.32	\$1,365.25
PELE Pennsylvania Electric	PELE - TL 115KV	HILLCLAY JUNCTION to RACHEL HILL	35500 - Poles And Fixtures	Crossarm	\$8,084.11	\$3,118.90	\$4,965.21
PELE Pennsylvania Electric	PELE - TL 115KV	HILLCLAY JUNCTION to RACHEL HILL	35500 - Poles And Fixtures	Steel Pole Fully Dressed	\$47,544.44	\$18,342.92	\$29,201.52
PELE Pennsylvania Electric	PELE - TL 115KV	HILLCLAY JUNCTION to RACHEL HILL	35500 - Poles And Fixtures	Wood Pole	\$959.32	\$727.01	\$232.31
PELE Pennsylvania Electric	PELE - TL 115KV	HILLCLAY JUNCTION to RACHEL HILL	35500 - Poles And Fixtures	Wood Pole	\$1,081.99	\$811.76	\$270.23
PELE Pennsylvania Electric	PELE - TL 115KV	HILLCLAY JUNCTION to RACHEL HILL	35500 - Poles And Fixtures	Wood Pole	\$1,229.70	\$798.25	\$431.45
PELE Pennsylvania Electric	PELE - TL 115KV	HILLCLAY JUNCTION to RACHEL HILL	35500 - Poles And Fixtures	Wood Pole	\$1,607.96	\$1,284.72	\$323.24
PELE Pennsylvania Electric	PELE - TL 115KV	HILLCLAY JUNCTION to RACHEL HILL	35500 - Poles And Fixtures	Wood Pole	\$2,394.29	\$1,847.63	\$546.66
PELE Pennsylvania Electric	PELE - TL 115KV	HILLCLAY JUNCTION to RACHEL HILL	35500 - Poles And Fixtures	Wood Pole	\$3,985.13	\$2,635.43	\$1,349.70
PELE Pennsylvania Electric	PELE - TL 115KV	HILLCLAY JUNCTION to RACHEL HILL	35500 - Poles And Fixtures	Wood Pole	\$4,161.42	\$2,421.16	\$1,740.26
PELE Pennsylvania Electric	PELE - TL 115KV	HILLCLAY JUNCTION to RACHEL HILL	35500 - Poles And Fixtures	Wood Pole	\$5,914.12	\$1,649.82	\$4,264.30
PELE Pennsylvania Electric	PELE - TL 115KV	HILLCLAY JUNCTION to RACHEL HILL	35500 - Poles And Fixtures	Wood Pole	\$6,389.37	\$4,887.72	\$1,501.65
PELE Pennsylvania Electric	PELE - TL 115KV	HILLCLAY JUNCTION to RACHEL HILL	35500 - Poles And Fixtures	Wood Pole	\$12,442.45	\$1,349.06	\$11,093.39
PELE Pennsylvania Electric	PELE - TL 115KV	HILLCLAY JUNCTION to RACHEL HILL	35500 - Poles And Fixtures	Wood Pole	\$12,923.16	\$8,697.77	\$4,225.39

Company	Major Location	Asset Location	Utility Account	Asset Retirement Unit	Book Cost	Allocated Reserve	Net Book Value
PELE Pennsylvania Electric	PELE - TL 115KV	HILLCLAY JUNCTION to RACHEL HILL	35500 - Poles And Fixtures	Wood Pole	\$20,390.50	\$7,866.77	\$12,523.73
PELE Pennsylvania Electric	PELE - TL 115KV	HILLCLAY JUNCTION to RACHEL HILL	35500 - Poles And Fixtures	Wood Pole	\$44,657.21	\$18,792.24	\$25,864.97
PELE Pennsylvania Electric	PELE - TL 115KV	HILLCLAY JUNCTION to RACHEL HILL	35500 - Poles And Fixtures	Wood Pole	\$54,219.80	\$19,959.24	\$34,260.56
		HILLCLAY JUNCTION to RACHEL HILL Total			\$242,561.33	\$104,099.07	\$138,462.26
PELE Pennsylvania Electric	PELE - TL 115KV	HILLTOP to HILLELAY JCT to CLAYSBURG	35500 - Poles And Fixtures	Crossarm	\$1,716.70	\$1,287.95	\$428.75
PELE Pennsylvania Electric	PELE - TL 115KV	HILLTOP to HILLELAY JCT to CLAYSBURG	35500 - Poles And Fixtures	Crossarm	\$2,309.74	\$891.11	\$1,418.63
PELE Pennsylvania Electric	PELE - TL 115KV	HILLTOP to HILLELAY JCT to CLAYSBURG	35500 - Poles And Fixtures	Crossarm	\$3,162.89	\$1,275.84	\$1,887.05
PELE Pennsylvania Electric	PELE - TL 115KV	HILLTOP to HILLELAY JCT to CLAYSBURG	35500 - Poles And Fixtures	Crossarm	\$495,114.31	\$155,789.68	\$339,324.63
PELE Pennsylvania Electric	PELE - TL 115KV	HILLTOP to HILLELAY JCT to CLAYSBURG	35500 - Poles And Fixtures	Non-Unitized	\$138,809.02	\$901.55	\$137,907.47
PELE Pennsylvania Electric	PELE - TL 115KV	HILLTOP to HILLELAY JCT to CLAYSBURG	35500 - Poles And Fixtures	Steel Pole Fully Dressed	\$36,629.10	\$11,525.50	\$25,103.60
PELE Pennsylvania Electric	PELE - TL 115KV	HILLTOP to HILLELAY JCT to CLAYSBURG	35500 - Poles And Fixtures	Wood Pole	\$0.01	\$0.01	\$0.00
PELE Pennsylvania Electric	PELE - TL 115KV	HILLTOP to HILLELAY JCT to CLAYSBURG	35500 - Poles And Fixtures	Wood Pole	\$620.00	\$454.91	\$165.09
PELE Pennsylvania Electric	PELE - TL 115KV	HILLTOP to HILLELAY JCT to CLAYSBURG	35500 - Poles And Fixtures	Wood Pole	\$683.14	\$202.75	\$480.39
PELE Pennsylvania Electric	PELE - TL 115KV	HILLTOP to HILLELAY JCT to CLAYSBURG	35500 - Poles And Fixtures	Wood Pole	\$4,657.25	\$3,494.09	\$1,163.16
PELE Pennsylvania Electric	PELE - TL 115KV	HILLTOP to HILLELAY JCT to CLAYSBURG	35500 - Poles And Fixtures	Wood Pole	\$7,689.65	\$3,235.88	\$4,453.77
PELE Pennsylvania Electric	PELE - TL 115KV	HILLTOP to HILLELAY JCT to CLAYSBURG	35500 - Poles And Fixtures	Wood Pole	\$8,609.33	\$2,862.71	\$5,746.62
PELE Pennsylvania Electric	PELE - TL 115KV	HILLTOP to HILLELAY JCT to CLAYSBURG	35500 - Poles And Fixtures	Wood Pole	\$12,146.77	\$4,686.29	\$7,460.48
PELE Pennsylvania Electric	PELE - TL 115KV	HILLTOP to HILLELAY JCT to CLAYSBURG	35500 - Poles And Fixtures	Wood Pole	\$21,944.00	\$8,851.74	\$13,092.26
PELE Pennsylvania Electric	PELE - TL 115KV	HILLTOP to HILLELAY JCT to CLAYSBURG	35500 - Poles And Fixtures	Wood Pole	\$495,114.32	\$155,789.68	\$339,324.64
		HILLTOP to HILLELAY JCT to CLAYSBURG Total			\$1,229,206.23	\$351,249.69	\$877,956.54
PELE Pennsylvania Electric	PELE - TL 115KV	HILLTOP to REEDER STREET	35500 - Poles And Fixtures	Crossarm	\$208.09	\$152.68	\$55.41
PELE Pennsylvania Electric	PELE - TL 115KV	HILLTOP to REEDER STREET	35500 - Poles And Fixtures	Steel Pole Fully Dressed	\$227,912.75	\$167,222.72	\$60,690.03
PELE Pennsylvania Electric	PELE - TL 115KV	HILLTOP to REEDER STREET	35500 - Poles And Fixtures	Wood Pole	\$3,596.73	\$2,638.97	\$957.76
		HILLTOP to REEDER STREET Total			\$231,717.57	\$170,014.37	\$61,703.20
PELE Pennsylvania Electric	PELE - TL 230KV	HOMER CITY to HOOVERSVILLE	35500 - Poles And Fixtures	Crossarm	\$5,543.12	\$2,332.61	\$3,210.51
PELE Pennsylvania Electric	PELE - TL 230KV	HOMER CITY to HOOVERSVILLE	35500 - Poles And Fixtures	Crossarm	\$8,170.70	\$509.80	\$7,660.90
PELE Pennsylvania Electric	PELE - TL 230KV	HOMER CITY to HOOVERSVILLE	35500 - Poles And Fixtures	Crossarm	\$11,802.87	\$564.10	\$11,238.77
PELE Pennsylvania Electric	PELE - TL 230KV	HOMER CITY to HOOVERSVILLE	35500 - Poles And Fixtures	Crossarm	\$535,387.19	\$340,785.57	\$194,601.62
PELE Pennsylvania Electric	PELE - TL 230KV	HOMER CITY to HOOVERSVILLE	35500 - Poles And Fixtures	Steel Pole Fully Dressed	\$89,394.34	\$56,901.44	\$32,492.90
PELE Pennsylvania Electric	PELE - TL 230KV	HOMER CITY to HOOVERSVILLE	35500 - Poles And Fixtures	Wood Pole	\$5,543.13	\$2,332.61	\$3,210.52
PELE Pennsylvania Electric	PELE - TL 230KV	HOMER CITY to HOOVERSVILLE	35500 - Poles And Fixtures	Wood Pole	\$20,265.22	\$2,521.82	\$17,743.40
PELE Pennsylvania Electric	PELE - TL 230KV	HOMER CITY to HOOVERSVILLE	35500 - Poles And Fixtures	Wood Pole	\$48,180.79	\$3,006.18	\$45,174.61
PELE Pennsylvania Electric	PELE - TL 230KV	HOMER CITY to HOOVERSVILLE	35500 - Poles And Fixtures	Wood Pole	\$97,577.55	\$4,663.54	\$92,914.01
PELE Pennsylvania Electric	PELE - TL 230KV	HOMER CITY to HOOVERSVILLE	35500 - Poles And Fixtures	Wood Pole	\$533,033.84	\$339,287.61	\$193,746.23
		HOMER CITY to HOOVERSVILLE Total			\$1,354,898.75	\$752,905.27	\$601,993.48
PELE Pennsylvania Electric	PELE - TL 230KV	HOMER CITY to JOHNSTOWN	35500 - Poles And Fixtures	Crossarm	\$2,095.03	\$130.72	\$1,964.31
PELE Pennsylvania Electric	PELE - TL 230KV	HOMER CITY to JOHNSTOWN	35500 - Poles And Fixtures	Crossarm	\$4,707.44	\$1,898.88	\$2,808.56
PELE Pennsylvania Electric	PELE - TL 230KV	HOMER CITY to JOHNSTOWN	35500 - Poles And Fixtures	Crossarm	\$5,012.77	\$2,281.52	\$2,731.25
PELE Pennsylvania Electric	PELE - TL 230KV	HOMER CITY to JOHNSTOWN	35500 - Poles And Fixtures	Crossarm	\$6,225.53	\$3,711.05	\$2,514.48
PELE Pennsylvania Electric	PELE - TL 230KV	HOMER CITY to JOHNSTOWN	35500 - Poles And Fixtures	Crossarm	\$9,980.30	\$5,510.02	\$4,470.28
PELE Pennsylvania Electric	PELE - TL 230KV	HOMER CITY to JOHNSTOWN	35500 - Poles And Fixtures	Crossarm	\$104,056.60	\$76,347.76	\$27,708.84
PELE Pennsylvania Electric	PELE - TL 230KV	HOMER CITY to JOHNSTOWN	35500 - Poles And Fixtures	Crossarm	\$155,021.34	\$107,757.62	\$47,263.72
PELE Pennsylvania Electric	PELE - TL 230KV	HOMER CITY to JOHNSTOWN	35500 - Poles And Fixtures	Phase Raiser	\$260,074.01	\$5,156.21	\$254,917.80
PELE Pennsylvania Electric	PELE - TL 230KV	HOMER CITY to JOHNSTOWN	35500 - Poles And Fixtures	Phase Raiser	\$334,522.47	\$11,239.27	\$323,283.20
PELE Pennsylvania Electric	PELE - TL 230KV	HOMER CITY to JOHNSTOWN	35500 - Poles And Fixtures	Steel Pole Fully Dressed	\$6,828.73	\$4,746.75	\$2,081.98
PELE Pennsylvania Electric	PELE - TL 230KV	HOMER CITY to JOHNSTOWN	35500 - Poles And Fixtures	Steel Pole Fully Dressed	\$19,829.56	\$14,549.22	\$5,280.34
PELE Pennsylvania Electric	PELE - TL 230KV	HOMER CITY to JOHNSTOWN	35500 - Poles And Fixtures	Wood Pole	\$3,835.53	\$2,743.71	\$1,091.82
PELE Pennsylvania Electric	PELE - TL 230KV	HOMER CITY to JOHNSTOWN	35500 - Poles And Fixtures	Wood Pole	\$4,707.45	\$1,898.88	\$2,808.57
PELE Pennsylvania Electric	PELE - TL 230KV	HOMER CITY to JOHNSTOWN	35500 - Poles And Fixtures	Wood Pole	\$7,672.36	\$4,573.51	\$3,098.85
PELE Pennsylvania Electric	PELE - TL 230KV	HOMER CITY to JOHNSTOWN	35500 - Poles And Fixtures	Wood Pole	\$8,358.76	\$3,804.41	\$4,554.35
PELE Pennsylvania Electric	PELE - TL 230KV	HOMER CITY to JOHNSTOWN	35500 - Poles And Fixtures	Wood Pole	\$9,980.31	\$5,510.03	\$4,470.28
PELE Pennsylvania Electric	PELE - TL 230KV	HOMER CITY to JOHNSTOWN	35500 - Poles And Fixtures	Wood Pole	\$10,051.49	\$627.15	\$9,424.34
PELE Pennsylvania Electric	PELE - TL 230KV	HOMER CITY to JOHNSTOWN	35500 - Poles And Fixtures	Wood Pole	\$104,056.60	\$76,347.76	\$27,708.84
PELE Pennsylvania Electric	PELE - TL 230KV	HOMER CITY to JOHNSTOWN	35500 - Poles And Fixtures	Wood Pole	\$155,021.34	\$107,757.62	\$47,263.72

Company	Major Location	Asset Location	Utility Account	Asset Retirement Unit	Book Cost	Allocated Reserve	Net Book Value
		HOMER CITY to JOHNSTOWN Total			\$1,212,037.62	\$436,592.10	\$775,445.52
PELE Pennsylvania Electric	PELE - TL 230KV	HOMER CITY to SEWARD	35500 - Poles And Fixtures	Crossarm	\$8.76	\$5.35	\$3.41
PELE Pennsylvania Electric	PELE - TL 230KV	HOMER CITY to SEWARD	35500 - Poles And Fixtures	Crossarm	\$3,440.17	\$1,565.77	\$1,874.40
PELE Pennsylvania Electric	PELE - TL 230KV	HOMER CITY to SEWARD	35500 - Poles And Fixtures	Crossarm	\$5,697.24	\$3,145.39	\$2,551.85
PELE Pennsylvania Electric	PELE - TL 230KV	HOMER CITY to SEWARD	35500 - Poles And Fixtures	Crossarm	\$5,851.69	\$634.46	\$5,217.23
PELE Pennsylvania Electric	PELE - TL 230KV	HOMER CITY to SEWARD	35500 - Poles And Fixtures	Crossarm	\$10,141.46	\$632.77	\$9,508.69
PELE Pennsylvania Electric	PELE - TL 230KV	HOMER CITY to SEWARD	35500 - Poles And Fixtures	Crossarm	\$13,440.63	\$9,614.65	\$3,825.98
PELE Pennsylvania Electric	PELE - TL 230KV	HOMER CITY to SEWARD	35500 - Poles And Fixtures	Crossarm	\$20,936.61	\$2,605.37	\$18,331.24
PELE Pennsylvania Electric	PELE - TL 230KV	HOMER CITY to SEWARD	35500 - Poles And Fixtures	Crossarm	\$31,966.39	\$22,220.31	\$9,746.08
PELE Pennsylvania Electric	PELE - TL 230KV	HOMER CITY to SEWARD	35500 - Poles And Fixtures	Crossarm	\$43,515.59	\$6,125.02	\$37,390.57
PELE Pennsylvania Electric	PELE - TL 230KV	HOMER CITY to SEWARD	35500 - Poles And Fixtures	Crossarm	\$151,748.51	\$111,339.97	\$40,408.54
PELE Pennsylvania Electric	PELE - TL 230KV	HOMER CITY to SEWARD	35500 - Poles And Fixtures	Non-Unitized	(\$7.31)	(\$0.35)	(\$6.96)
PELE Pennsylvania Electric	PELE - TL 230KV	HOMER CITY to SEWARD	35500 - Poles And Fixtures	Non-Unitized	(\$0.10)	\$0.00	(\$0.10)
PELE Pennsylvania Electric	PELE - TL 230KV	HOMER CITY to SEWARD	35500 - Poles And Fixtures	Non-Unitized	\$38,325.47	\$248.92	\$38,076.55
PELE Pennsylvania Electric	PELE - TL 230KV	HOMER CITY to SEWARD	35500 - Poles And Fixtures	Phase Raiser	\$231,555.52	\$7,779.79	\$223,775.73
PELE Pennsylvania Electric	PELE - TL 230KV	HOMER CITY to SEWARD	35500 - Poles And Fixtures	Steel Pole Fully Dressed	\$6,201.08	\$4,435.89	\$1,765.19
PELE Pennsylvania Electric	PELE - TL 230KV	HOMER CITY to SEWARD	35500 - Poles And Fixtures	Steel Pole Fully Dressed	\$12,608.79	\$9,251.24	\$3,357.55
PELE Pennsylvania Electric	PELE - TL 230KV	HOMER CITY to SEWARD	35500 - Poles And Fixtures	Wood Pole	\$8.77	\$5.35	\$3.42
PELE Pennsylvania Electric	PELE - TL 230KV	HOMER CITY to SEWARD	35500 - Poles And Fixtures	Wood Pole	\$3,440.17	\$1,565.77	\$1,874.40
PELE Pennsylvania Electric	PELE - TL 230KV	HOMER CITY to SEWARD	35500 - Poles And Fixtures	Wood Pole	\$5,697.25	\$3,145.40	\$2,551.85
PELE Pennsylvania Electric	PELE - TL 230KV	HOMER CITY to SEWARD	35500 - Poles And Fixtures	Wood Pole	\$10,558.79	\$1,144.83	\$9,413.96
PELE Pennsylvania Electric	PELE - TL 230KV	HOMER CITY to SEWARD	35500 - Poles And Fixtures	Wood Pole	\$13,440.63	\$9,614.65	\$3,825.98
PELE Pennsylvania Electric	PELE - TL 230KV	HOMER CITY to SEWARD	35500 - Poles And Fixtures	Wood Pole	\$31,966.40	\$22,220.32	\$9,746.08
PELE Pennsylvania Electric	PELE - TL 230KV	HOMER CITY to SEWARD	35500 - Poles And Fixtures	Wood Pole	\$32,532.17	\$4,048.32	\$28,483.85
PELE Pennsylvania Electric	PELE - TL 230KV	HOMER CITY to SEWARD	35500 - Poles And Fixtures	Wood Pole	\$90,975.75	\$12,805.25	\$78,170.50
PELE Pennsylvania Electric	PELE - TL 230KV	HOMER CITY to SEWARD	35500 - Poles And Fixtures	Wood Pole	\$101,562.05	\$19,422.95	\$82,139.10
PELE Pennsylvania Electric	PELE - TL 230KV	HOMER CITY to SEWARD	35500 - Poles And Fixtures	Wood Pole	\$151,748.52	\$111,339.98	\$40,408.54
		HOMER CITY to SEWARD Total			\$1,017,361.00	\$364,917.35	\$652,443.65
PELE Pennsylvania Electric	PELE - TL 345KV	HOMER CITY to WAYNE	35500 - Poles And Fixtures	Crossarm	\$886.85	\$55.33	\$831.52
PELE Pennsylvania Electric	PELE - TL 345KV	HOMER CITY to WAYNE	35500 - Poles And Fixtures	Crossarm	\$3,257.99	\$1,591.82	\$1,666.17
PELE Pennsylvania Electric	PELE - TL 345KV	HOMER CITY to WAYNE	35500 - Poles And Fixtures	Crossarm	\$5,184.76	\$2,940.48	\$2,244.28
PELE Pennsylvania Electric	PELE - TL 345KV	HOMER CITY to WAYNE	35500 - Poles And Fixtures	Crossarm	\$5,740.43	\$3,653.91	\$2,086.52
PELE Pennsylvania Electric	PELE - TL 345KV	HOMER CITY to WAYNE	35500 - Poles And Fixtures	Crossarm	\$8,731.91	\$4,686.40	\$4,045.51
PELE Pennsylvania Electric	PELE - TL 345KV	HOMER CITY to WAYNE	35500 - Poles And Fixtures	Crossarm	\$22,153.19	\$9,704.73	\$12,448.46
PELE Pennsylvania Electric	PELE - TL 345KV	HOMER CITY to WAYNE	35500 - Poles And Fixtures	Crossarm	\$148,043.28	\$28,312.13	\$119,731.15
PELE Pennsylvania Electric	PELE - TL 345KV	HOMER CITY to WAYNE	35500 - Poles And Fixtures	Crossarm	\$808,775.83	\$38,653.95	\$770,121.88
PELE Pennsylvania Electric	PELE - TL 345KV	HOMER CITY to WAYNE	35500 - Poles And Fixtures	Crossarm	\$1,331,972.52	\$939,661.83	\$392,310.69
PELE Pennsylvania Electric	PELE - TL 345KV	HOMER CITY to WAYNE	35500 - Poles And Fixtures	Pole Banding Wrap	\$36,779.69	\$3,410.59	\$33,369.10
PELE Pennsylvania Electric	PELE - TL 345KV	HOMER CITY to WAYNE	35500 - Poles And Fixtures	Steel Pole Fully Dressed	\$103,162.05	\$72,777.36	\$30,384.69
PELE Pennsylvania Electric	PELE - TL 345KV	HOMER CITY to WAYNE	35500 - Poles And Fixtures	Wood Pole	\$905.30	\$56.49	\$848.81
PELE Pennsylvania Electric	PELE - TL 345KV	HOMER CITY to WAYNE	35500 - Poles And Fixtures	Wood Pole	\$3,258.00	\$1,591.82	\$1,666.18
PELE Pennsylvania Electric	PELE - TL 345KV	HOMER CITY to WAYNE	35500 - Poles And Fixtures	Wood Pole	\$5,184.77	\$2,940.48	\$2,244.29
PELE Pennsylvania Electric	PELE - TL 345KV	HOMER CITY to WAYNE	35500 - Poles And Fixtures	Wood Pole	\$10,812.31	\$5,802.94	\$5,009.37
PELE Pennsylvania Electric	PELE - TL 345KV	HOMER CITY to WAYNE	35500 - Poles And Fixtures	Wood Pole	\$13,606.14	\$8,660.60	\$4,945.54
PELE Pennsylvania Electric	PELE - TL 345KV	HOMER CITY to WAYNE	35500 - Poles And Fixtures	Wood Pole	\$60,871.22	\$26,666.09	\$34,205.13
PELE Pennsylvania Electric	PELE - TL 345KV	HOMER CITY to WAYNE	35500 - Poles And Fixtures	Wood Pole	\$148,043.28	\$28,312.13	\$119,731.15
PELE Pennsylvania Electric	PELE - TL 345KV	HOMER CITY to WAYNE	35500 - Poles And Fixtures	Wood Pole	\$1,331,972.53	\$939,661.84	\$392,310.69
PELE Pennsylvania Electric	PELE - TL 345KV	HOMER CITY to WAYNE	35500 - Poles And Fixtures	Wood Pole	\$7,786,634.15	\$372,147.80	\$7,414,486.35
		HOMER CITY to WAYNE Total			\$11,835,976.20	\$2,491,288.73	\$9,344,687.47
PELE Pennsylvania Electric	PELE - TL 115KV	HOOVERSVILLE to CENTRAL CITY WEST	35500 - Poles And Fixtures	Crossarm	\$15,824.87	\$9,207.07	\$6,617.80
PELE Pennsylvania Electric	PELE - TL 115KV	HOOVERSVILLE to CENTRAL CITY WEST	35500 - Poles And Fixtures	Crossarm	\$49,135.83	\$29,289.97	\$19,845.86
PELE Pennsylvania Electric	PELE - TL 115KV	HOOVERSVILLE to CENTRAL CITY WEST	35500 - Poles And Fixtures	Non-Unitized	\$0.01	\$0.00	\$0.01
PELE Pennsylvania Electric	PELE - TL 115KV	HOOVERSVILLE to CENTRAL CITY WEST	35500 - Poles And Fixtures	Wood Pole	\$24,703.17	\$14,372.56	\$10,330.61
PELE Pennsylvania Electric	PELE - TL 115KV	HOOVERSVILLE to CENTRAL CITY WEST	35500 - Poles And Fixtures	Wood Pole	\$65,269.77	\$4,072.42	\$61,197.35

Company	Major Location	Asset Location	Utility Account	Asset Retirement Unit	Book Cost	Allocated Reserve	Net Book Value
PELE Pennsylvania Electric	PELE - TL 115KV	HOOVERSVILLE to CENTRAL CITY WEST	35500 - Poles And Fixtures	Wood Pole	\$78,576.66	\$46,839.71	\$31,736.95
		HOOVERSVILLE to CENTRAL CITY WEST Total			\$233,510.31	\$103,781.73	\$129,728.58
PELE Pennsylvania Electric	PELE - TL 115KV	HOOVERSVILLE to RALPHTON	35500 - Poles And Fixtures	Crossarm	\$20,683.66	\$12,895.62	\$7,788.04
PELE Pennsylvania Electric	PELE - TL 115KV	HOOVERSVILLE to RALPHTON	35500 - Poles And Fixtures	Crossarm	\$40,056.38	\$23,877.69	\$16,178.69
PELE Pennsylvania Electric	PELE - TL 115KV	HOOVERSVILLE to RALPHTON	35500 - Poles And Fixtures	Wood Pole	\$38,994.56	\$24,311.89	\$14,682.67
PELE Pennsylvania Electric	PELE - TL 115KV	HOOVERSVILLE to RALPHTON	35500 - Poles And Fixtures	Wood Pole	\$85,913.08	\$51,212.96	\$34,700.12
		HOOVERSVILLE to RALPHTON Total			\$185,647.68	\$112,298.17	\$73,349.51
PELE Pennsylvania Electric	PELE - TL 115KV	HOOVERSVILLE to SOMERSET	35500 - Poles And Fixtures	Crossarm	\$105.82	\$80.95	\$24.87
PELE Pennsylvania Electric	PELE - TL 115KV	HOOVERSVILLE to SOMERSET	35500 - Poles And Fixtures	Crossarm	\$215.02	\$155.84	\$59.18
PELE Pennsylvania Electric	PELE - TL 115KV	HOOVERSVILLE to SOMERSET	35500 - Poles And Fixtures	Crossarm	\$339.87	\$266.39	\$73.48
PELE Pennsylvania Electric	PELE - TL 115KV	HOOVERSVILLE to SOMERSET	35500 - Poles And Fixtures	Crossarm	\$2,663.49	\$2,102.19	\$561.30
PELE Pennsylvania Electric	PELE - TL 115KV	HOOVERSVILLE to SOMERSET	35500 - Poles And Fixtures	Crossarm	\$4,238.00	\$3,366.27	\$871.73
PELE Pennsylvania Electric	PELE - TL 115KV	HOOVERSVILLE to SOMERSET	35500 - Poles And Fixtures	Crossarm	\$4,994.04	\$3,664.20	\$1,329.84
PELE Pennsylvania Electric	PELE - TL 115KV	HOOVERSVILLE to SOMERSET	35500 - Poles And Fixtures	Crossarm	\$24,616.47	\$14,322.11	\$10,294.36
PELE Pennsylvania Electric	PELE - TL 115KV	HOOVERSVILLE to SOMERSET	35500 - Poles And Fixtures	Crossarm	\$46,611.06	\$31,896.44	\$14,714.62
PELE Pennsylvania Electric	PELE - TL 115KV	HOOVERSVILLE to SOMERSET	35500 - Poles And Fixtures	Steel Pole Fully Dressed	\$1,505.09	\$1,029.95	\$475.14
PELE Pennsylvania Electric	PELE - TL 115KV	HOOVERSVILLE to SOMERSET	35500 - Poles And Fixtures	Wood Pole	\$105.82	\$80.95	\$24.87
PELE Pennsylvania Electric	PELE - TL 115KV	HOOVERSVILLE to SOMERSET	35500 - Poles And Fixtures	Wood Pole	\$616.50	\$483.22	\$133.28
PELE Pennsylvania Electric	PELE - TL 115KV	HOOVERSVILLE to SOMERSET	35500 - Poles And Fixtures	Wood Pole	\$624.98	\$452.96	\$172.02
PELE Pennsylvania Electric	PELE - TL 115KV	HOOVERSVILLE to SOMERSET	35500 - Poles And Fixtures	Wood Pole	\$3,540.65	\$2,794.50	\$746.15
PELE Pennsylvania Electric	PELE - TL 115KV	HOOVERSVILLE to SOMERSET	35500 - Poles And Fixtures	Wood Pole	\$5,900.63	\$4,686.90	\$1,213.73
PELE Pennsylvania Electric	PELE - TL 115KV	HOOVERSVILLE to SOMERSET	35500 - Poles And Fixtures	Wood Pole	\$8,894.63	\$6,526.11	\$2,368.52
PELE Pennsylvania Electric	PELE - TL 115KV	HOOVERSVILLE to SOMERSET	35500 - Poles And Fixtures	Wood Pole	\$27,488.76	\$15,993.24	\$11,495.52
PELE Pennsylvania Electric	PELE - TL 115KV	HOOVERSVILLE to SOMERSET	35500 - Poles And Fixtures	Wood Pole	\$125,706.24	\$86,022.10	\$39,684.14
		HOOVERSVILLE to SOMERSET Total			\$258,167.07	\$173,924.31	\$84,242.76
PELE Pennsylvania Electric	PELE - TL 115KV	HT LINE TAP to PROSPECT	35500 - Poles And Fixtures	Crossarm	\$2,122.47	\$1,637.87	\$484.60
PELE Pennsylvania Electric	PELE - TL 115KV	HT LINE TAP to PROSPECT	35500 - Poles And Fixtures	Wood Pole	\$2,209.99	\$577.22	\$1,632.77
PELE Pennsylvania Electric	PELE - TL 115KV	HT LINE TAP to PROSPECT	35500 - Poles And Fixtures	Wood Pole	\$8,839.32	\$6,821.13	\$2,018.19
		HT LINE TAP to PROSPECT Total			\$13,171.78	\$9,036.22	\$4,135.56
PELE Pennsylvania Electric	PELE - TL 230KV	JOHNSTOWN SUB to BETH STEEL ARC FURN	35500 - Poles And Fixtures	Crossarm	\$44,690.43	\$24,673.15	\$20,017.28
PELE Pennsylvania Electric	PELE - TL 230KV	JOHNSTOWN SUB to BETH STEEL ARC FURN	35500 - Poles And Fixtures	Steel Pole Fully Dressed	\$18,760.84	\$9,472.84	\$9,288.00
PELE Pennsylvania Electric	PELE - TL 230KV	JOHNSTOWN SUB to BETH STEEL ARC FURN	35500 - Poles And Fixtures	Wood Pole	\$81,898.26	\$45,215.23	\$36,683.03
		JOHNSTOWN SUB to BETH STEEL ARC FURN Total			\$145,349.53	\$79,361.22	\$65,988.31
PELE Pennsylvania Electric	PELE - TL 230KV	JOHNSTOWN to ALTOONA	35500 - Poles And Fixtures	Crossarm	\$831.12	\$90.12	\$741.00
PELE Pennsylvania Electric	PELE - TL 230KV	JOHNSTOWN to ALTOONA	35500 - Poles And Fixtures	Crossarm	\$965.73	\$563.87	\$403.86
PELE Pennsylvania Electric	PELE - TL 230KV	JOHNSTOWN to ALTOONA	35500 - Poles And Fixtures	Crossarm	\$1,241.38	\$773.96	\$467.42
PELE Pennsylvania Electric	PELE - TL 230KV	JOHNSTOWN to ALTOONA	35500 - Poles And Fixtures	Crossarm	\$11,290.89	\$6,403.49	\$4,887.40
PELE Pennsylvania Electric	PELE - TL 230KV	JOHNSTOWN to ALTOONA	35500 - Poles And Fixtures	Crossarm	\$13,230.76	\$13,862.29	\$11,368.47
PELE Pennsylvania Electric	PELE - TL 230KV	JOHNSTOWN to ALTOONA	35500 - Poles And Fixtures	Crossarm	\$31,488.69	\$14,331.80	\$17,156.89
PELE Pennsylvania Electric	PELE - TL 230KV	JOHNSTOWN to ALTOONA	35500 - Poles And Fixtures	Crossarm	\$366,151.22	\$268,650.19	\$97,501.03
PELE Pennsylvania Electric	PELE - TL 230KV	JOHNSTOWN to ALTOONA	35500 - Poles And Fixtures	Non-Unitized	(\$8.31)	(\$0.39)	(\$7.92)
PELE Pennsylvania Electric	PELE - TL 230KV	JOHNSTOWN to ALTOONA	35500 - Poles And Fixtures	Non-Unitized	(\$0.12)	\$0.00	(\$0.12)
PELE Pennsylvania Electric	PELE - TL 230KV	JOHNSTOWN to ALTOONA	35500 - Poles And Fixtures	Non-Unitized	\$165.84	\$3.29	\$162.55
PELE Pennsylvania Electric	PELE - TL 230KV	JOHNSTOWN to ALTOONA	35500 - Poles And Fixtures	Steel Pole Fully Dressed	\$17,571.25	\$12,892.26	\$4,678.99
PELE Pennsylvania Electric	PELE - TL 230KV	JOHNSTOWN to ALTOONA	35500 - Poles And Fixtures	Wood Pole	\$965.73	\$563.87	\$403.86
PELE Pennsylvania Electric	PELE - TL 230KV	JOHNSTOWN to ALTOONA	35500 - Poles And Fixtures	Wood Pole	\$1,241.39	\$773.97	\$467.42
PELE Pennsylvania Electric	PELE - TL 230KV	JOHNSTOWN to ALTOONA	35500 - Poles And Fixtures	Wood Pole	\$4,380.38	\$474.94	\$3,905.44
PELE Pennsylvania Electric	PELE - TL 230KV	JOHNSTOWN to ALTOONA	35500 - Poles And Fixtures	Wood Pole	\$11,290.90	\$6,403.49	\$4,887.41
PELE Pennsylvania Electric	PELE - TL 230KV	JOHNSTOWN to ALTOONA	35500 - Poles And Fixtures	Wood Pole	\$31,488.69	\$14,331.80	\$17,156.89
PELE Pennsylvania Electric	PELE - TL 230KV	JOHNSTOWN to ALTOONA	35500 - Poles And Fixtures	Wood Pole	\$35,776.85	\$11,257.33	\$24,519.52
PELE Pennsylvania Electric	PELE - TL 230KV	JOHNSTOWN to ALTOONA	35500 - Poles And Fixtures	Wood Pole	\$69,731.66	\$9,815.05	\$59,916.61
PELE Pennsylvania Electric	PELE - TL 230KV	JOHNSTOWN to ALTOONA	35500 - Poles And Fixtures	Wood Pole	\$366,151.22	\$268,650.19	\$97,501.03
		JOHNSTOWN to ALTOONA Total			\$963,955.27	\$617,837.53	\$346,117.74
PELE Pennsylvania Electric	PELE - TL 115KV	JOHNSTOWN to BON AIR	35500 - Poles And Fixtures	Crossarm	\$1,283.19	\$891.96	\$391.23

Company	Major Location	Asset Location	Utility Account	Asset Retirement Unit	Book Cost	Allocated Reserve	Net Book Value
PELE Pennsylvania Electric	PELE - TL 115KV	JOHNSTOWN to BON AIR	35500 - Poles And Fixtures	Non-Unitized	\$19,697.43	\$390.52	\$19,306.91
PELE Pennsylvania Electric	PELE - TL 115KV	JOHNSTOWN to BON AIR	35500 - Poles And Fixtures	Steel Pole Fully Dressed	\$782,182.35	\$543,706.48	\$238,475.87
PELE Pennsylvania Electric	PELE - TL 115KV	JOHNSTOWN to BON AIR	35500 - Poles And Fixtures	Wood Pole	\$54,485.12	\$37,873.41	\$16,611.71
		JOHNSTOWN to BON AIR Total			\$857,648.09	\$582,862.37	\$274,785.72
PELE Pennsylvania Electric	PELE - TL 115KV	JOHNSTOWN to CAMBRIA SLOPE	35500 - Poles And Fixtures	Crossarm	\$111,089.70	\$66,220.80	\$44,868.90
PELE Pennsylvania Electric	PELE - TL 115KV	JOHNSTOWN to CAMBRIA SLOPE	35500 - Poles And Fixtures	Wood Pole	\$268,516.29	\$160,063.12	\$108,453.17
		JOHNSTOWN to CAMBRIA SLOPE Total			\$379,605.99	\$226,283.92	\$153,322.07
PELE Pennsylvania Electric	PELE - TL 115KV	JOHNSTOWN to PROSPECT	35500 - Poles And Fixtures	Crossarm	\$208.09	\$152.68	\$55.41
PELE Pennsylvania Electric	PELE - TL 115KV	JOHNSTOWN to PROSPECT	35500 - Poles And Fixtures	Crossarm	\$513.28	\$356.79	\$156.49
PELE Pennsylvania Electric	PELE - TL 115KV	JOHNSTOWN to PROSPECT	35500 - Poles And Fixtures	Crossarm	\$2,975.62	\$777.20	\$2,198.42
PELE Pennsylvania Electric	PELE - TL 115KV	JOHNSTOWN to PROSPECT	35500 - Poles And Fixtures	Crossarm	\$15,807.53	\$12,092.39	\$3,715.14
PELE Pennsylvania Electric	PELE - TL 115KV	JOHNSTOWN to PROSPECT	35500 - Poles And Fixtures	Steel Pole Fully Dressed	\$1,959.39	\$1,362.00	\$597.39
PELE Pennsylvania Electric	PELE - TL 115KV	JOHNSTOWN to PROSPECT	35500 - Poles And Fixtures	Wood Pole	\$907.80	\$666.06	\$241.74
PELE Pennsylvania Electric	PELE - TL 115KV	JOHNSTOWN to PROSPECT	35500 - Poles And Fixtures	Wood Pole	\$2,168.99	\$1,507.70	\$661.29
PELE Pennsylvania Electric	PELE - TL 115KV	JOHNSTOWN to PROSPECT	35500 - Poles And Fixtures	Wood Pole	\$35,405.12	\$9,247.41	\$26,157.71
PELE Pennsylvania Electric	PELE - TL 115KV	JOHNSTOWN to PROSPECT	35500 - Poles And Fixtures	Wood Pole	\$62,810.07	\$48,048.21	\$14,761.86
		JOHNSTOWN to PROSPECT Total			\$122,755.89	\$74,210.43	\$48,545.46
PELE Pennsylvania Electric	PELE - TL 230KV	KEYSTONE to HOMER CITY	35500 - Poles And Fixtures	Crossarm	\$404.76	\$293.36	\$111.40
PELE Pennsylvania Electric	PELE - TL 230KV	KEYSTONE to HOMER CITY	35500 - Poles And Fixtures	Crossarm	\$2,374.82	\$1,311.11	\$1,063.71
PELE Pennsylvania Electric	PELE - TL 230KV	KEYSTONE to HOMER CITY	35500 - Poles And Fixtures	Crossarm	\$5,415.55	\$587.17	\$4,828.38
PELE Pennsylvania Electric	PELE - TL 230KV	KEYSTONE to HOMER CITY	35500 - Poles And Fixtures	Crossarm	\$6,143.91	\$864.78	\$5,279.13
PELE Pennsylvania Electric	PELE - TL 230KV	KEYSTONE to HOMER CITY	35500 - Poles And Fixtures	Crossarm	\$6,972.06	\$2,566.53	\$4,405.53
PELE Pennsylvania Electric	PELE - TL 230KV	KEYSTONE to HOMER CITY	35500 - Poles And Fixtures	Crossarm	\$17,342.55	\$4,529.67	\$12,812.88
PELE Pennsylvania Electric	PELE - TL 230KV	KEYSTONE to HOMER CITY	35500 - Poles And Fixtures	Crossarm	\$33,682.98	\$24,094.85	\$9,588.13
PELE Pennsylvania Electric	PELE - TL 230KV	KEYSTONE to HOMER CITY	35500 - Poles And Fixtures	Crossarm	\$178,152.37	\$130,712.85	\$47,439.52
PELE Pennsylvania Electric	PELE - TL 230KV	KEYSTONE to HOMER CITY	35500 - Poles And Fixtures	Steel Pole Fully Dressed	\$13,811.41	\$9,600.51	\$4,210.90
PELE Pennsylvania Electric	PELE - TL 230KV	KEYSTONE to HOMER CITY	35500 - Poles And Fixtures	Steel Pole Fully Dressed	\$34,550.52	\$25,350.19	\$9,200.33
PELE Pennsylvania Electric	PELE - TL 230KV	KEYSTONE to HOMER CITY	35500 - Poles And Fixtures	Wood Pole	\$404.77	\$293.37	\$111.40
PELE Pennsylvania Electric	PELE - TL 230KV	KEYSTONE to HOMER CITY	35500 - Poles And Fixtures	Wood Pole	\$2,374.83	\$1,311.12	\$1,063.71
PELE Pennsylvania Electric	PELE - TL 230KV	KEYSTONE to HOMER CITY	35500 - Poles And Fixtures	Wood Pole	\$6,972.06	\$2,566.53	\$4,405.53
PELE Pennsylvania Electric	PELE - TL 230KV	KEYSTONE to HOMER CITY	35500 - Poles And Fixtures	Wood Pole	\$18,686.88	\$4,880.80	\$13,806.08
PELE Pennsylvania Electric	PELE - TL 230KV	KEYSTONE to HOMER CITY	35500 - Poles And Fixtures	Wood Pole	\$33,682.99	\$24,094.85	\$9,588.14
PELE Pennsylvania Electric	PELE - TL 230KV	KEYSTONE to HOMER CITY	35500 - Poles And Fixtures	Wood Pole	\$178,152.38	\$130,712.86	\$47,439.52
		KEYSTONE to HOMER CITY Total			\$539,124.84	\$363,770.56	\$175,354.28
PELE Pennsylvania Electric	PELE - TL 115KV	LEWIS RUN to FARMERS VALLEY	35500 - Poles And Fixtures	Crossarm	\$1,023.09	\$430.53	\$592.56
PELE Pennsylvania Electric	PELE - TL 115KV	LEWIS RUN to FARMERS VALLEY	35500 - Poles And Fixtures	Crossarm	\$1,720.17	\$782.92	\$937.25
PELE Pennsylvania Electric	PELE - TL 115KV	LEWIS RUN to FARMERS VALLEY	35500 - Poles And Fixtures	Crossarm	\$2,476.21	\$867.53	\$1,608.68
PELE Pennsylvania Electric	PELE - TL 115KV	LEWIS RUN to FARMERS VALLEY	35500 - Poles And Fixtures	Crossarm	\$5,687.66	\$1,688.05	\$3,999.61
PELE Pennsylvania Electric	PELE - TL 115KV	LEWIS RUN to FARMERS VALLEY	35500 - Poles And Fixtures	Crossarm	\$5,951.23	\$1,554.39	\$4,396.84
PELE Pennsylvania Electric	PELE - TL 115KV	LEWIS RUN to FARMERS VALLEY	35500 - Poles And Fixtures	Crossarm	\$29,756.17	\$24,125.98	\$5,630.19
PELE Pennsylvania Electric	PELE - TL 115KV	LEWIS RUN to FARMERS VALLEY	35500 - Poles And Fixtures	Non-Unitized	\$1,171,220.51	\$7,606.95	\$1,163,613.56
PELE Pennsylvania Electric	PELE - TL 115KV	LEWIS RUN to FARMERS VALLEY	35500 - Poles And Fixtures	Wood Pole	\$723.89	\$531.12	\$192.77
PELE Pennsylvania Electric	PELE - TL 115KV	LEWIS RUN to FARMERS VALLEY	35500 - Poles And Fixtures	Wood Pole	\$1,994.70	\$663.26	\$1,331.44
PELE Pennsylvania Electric	PELE - TL 115KV	LEWIS RUN to FARMERS VALLEY	35500 - Poles And Fixtures	Wood Pole	\$3,409.52	\$1,194.51	\$2,215.01
PELE Pennsylvania Electric	PELE - TL 115KV	LEWIS RUN to FARMERS VALLEY	35500 - Poles And Fixtures	Wood Pole	\$6,179.72	\$2,600.49	\$3,579.23
PELE Pennsylvania Electric	PELE - TL 115KV	LEWIS RUN to FARMERS VALLEY	35500 - Poles And Fixtures	Wood Pole	\$9,604.35	\$4,371.34	\$5,233.01
PELE Pennsylvania Electric	PELE - TL 115KV	LEWIS RUN to FARMERS VALLEY	35500 - Poles And Fixtures	Wood Pole	\$11,293.66	\$873.90	\$10,419.76
PELE Pennsylvania Electric	PELE - TL 115KV	LEWIS RUN to FARMERS VALLEY	35500 - Poles And Fixtures	Wood Pole	\$35,212.33	\$28,549.77	\$6,662.56
PELE Pennsylvania Electric	PELE - TL 115KV	LEWIS RUN to FARMERS VALLEY	35500 - Poles And Fixtures	Wood Pole	\$64,377.95	\$16,814.77	\$47,563.18
PELE Pennsylvania Electric	PELE - TL 115KV	LEWIS RUN to FARMERS VALLEY	35500 - Poles And Fixtures	Wood Pole	\$65,773.81	\$19,521.16	\$46,252.65
PELE Pennsylvania Electric	PELE - TL 115KV	LEWIS RUN to FARMERS VALLEY	35500 - Poles And Fixtures	Wood Pole	\$77,739.82	\$8,428.89	\$69,310.93
		LEWIS RUN to FARMERS VALLEY Total			\$1,494,144.79	\$120,605.55	\$1,373,539.24
PELE Pennsylvania Electric	PELE - Dist Subs	LEWISTOWN AND REEDSVILLE SUB	35500 - Poles And Fixtures	Crossarm	\$2,130.41	\$132.92	\$1,997.49
		LEWISTOWN AND REEDSVILLE SUB Total			\$2,130.41	\$132.92	\$1,997.49

Company	Major Location	Asset Location	Utility Account	Asset Retirement Unit	Book Cost	Allocated Reserve	Net Book Value
PELE Pennsylvania Electric	PELE - TL 230KV	LEWISTOWN to JUNIATA to MIDDLETOWN JCT	35500 - Poles And Fixtures	Crossarm	\$7,519.15	\$5,449.60	\$2,069.55
PELE Pennsylvania Electric	PELE - TL 230KV	LEWISTOWN to JUNIATA to MIDDLETOWN JCT	35500 - Poles And Fixtures	Non-Unitized	(\$505.76)	(\$24.18)	(\$481.58)
PELE Pennsylvania Electric	PELE - TL 230KV	LEWISTOWN to JUNIATA to MIDDLETOWN JCT	35500 - Poles And Fixtures	Non-Unitized	(\$22.34)	(\$1.73)	(\$20.61)
PELE Pennsylvania Electric	PELE - TL 230KV	LEWISTOWN to JUNIATA to MIDDLETOWN JCT	35500 - Poles And Fixtures	Non-Unitized	\$22.35	\$2.08	\$20.27
PELE Pennsylvania Electric	PELE - TL 230KV	LEWISTOWN to JUNIATA to MIDDLETOWN JCT	35500 - Poles And Fixtures	Wood Pole	\$1,623.33	\$150.53	\$1,472.80
PELE Pennsylvania Electric	PELE - TL 230KV	LEWISTOWN to JUNIATA to MIDDLETOWN JCT	35500 - Poles And Fixtures	Wood Pole	\$59,236.26	\$42,932.57	\$16,303.99
		LEWISTOWN to JUNIATA to MIDDLETOWN JCT Total			\$67,872.99	\$48,508.57	\$19,364.42
PELE Pennsylvania Electric	PELE - TL 230KV	LEWISTOWN to YEAGERTOWN LY1	35500 - Poles And Fixtures	Crossarm	\$8,873.40	\$1,850.11	\$7,023.29
PELE Pennsylvania Electric	PELE - TL 230KV	LEWISTOWN to YEAGERTOWN LY1	35500 - Poles And Fixtures	Crossarm	\$9,135.55	\$847.14	\$8,288.41
PELE Pennsylvania Electric	PELE - TL 230KV	LEWISTOWN to YEAGERTOWN LY1	35500 - Poles And Fixtures	Crossarm	\$93,457.21	\$53,003.11	\$40,454.10
PELE Pennsylvania Electric	PELE - TL 230KV	LEWISTOWN to YEAGERTOWN LY1	35500 - Poles And Fixtures	Steel Pole Fully Dressed	\$45,035.42	\$9,389.93	\$35,645.49
PELE Pennsylvania Electric	PELE - TL 230KV	LEWISTOWN to YEAGERTOWN LY1	35500 - Poles And Fixtures	Wood Pole	\$7,379.72	\$1,538.68	\$5,841.04
PELE Pennsylvania Electric	PELE - TL 230KV	LEWISTOWN to YEAGERTOWN LY1	35500 - Poles And Fixtures	Wood Pole	\$93,457.22	\$53,003.12	\$40,454.10
		LEWISTOWN to YEAGERTOWN LY1 Total			\$257,338.52	\$119,632.08	\$137,706.44
PELE Pennsylvania Electric	PELE - TL 230KV	LEWISTOWN to YEAGERTOWN LY2	35500 - Poles And Fixtures	Crossarm	\$617.61	\$400.91	\$216.70
PELE Pennsylvania Electric	PELE - TL 230KV	LEWISTOWN to YEAGERTOWN LY2	35500 - Poles And Fixtures	Crossarm	\$4,679.66	\$2,654.01	\$2,025.65
PELE Pennsylvania Electric	PELE - TL 230KV	LEWISTOWN to YEAGERTOWN LY2	35500 - Poles And Fixtures	Crossarm	\$7,202.68	\$5,345.90	\$1,856.78
PELE Pennsylvania Electric	PELE - TL 230KV	LEWISTOWN to YEAGERTOWN LY2	35500 - Poles And Fixtures	Crossarm	\$14,503.76	\$3,024.05	\$11,479.71
PELE Pennsylvania Electric	PELE - TL 230KV	LEWISTOWN to YEAGERTOWN LY2	35500 - Poles And Fixtures	Steel Pole Fully Dressed	\$7,202.68	\$5,345.90	\$1,856.78
PELE Pennsylvania Electric	PELE - TL 230KV	LEWISTOWN to YEAGERTOWN LY2	35500 - Poles And Fixtures	Steel Pole Fully Dressed	\$14,503.76	\$3,024.05	\$11,479.71
PELE Pennsylvania Electric	PELE - TL 230KV	LEWISTOWN to YEAGERTOWN LY2	35500 - Poles And Fixtures	Wood Pole	\$617.62	\$400.92	\$216.70
PELE Pennsylvania Electric	PELE - TL 230KV	LEWISTOWN to YEAGERTOWN LY2	35500 - Poles And Fixtures	Wood Pole	\$4,679.67	\$2,654.01	\$2,025.66
PELE Pennsylvania Electric	PELE - TL 230KV	LEWISTOWN to YEAGERTOWN LY2	35500 - Poles And Fixtures	Wood Pole	\$23,825.48	\$4,967.63	\$18,857.85
PELE Pennsylvania Electric	PELE - TL 230KV	LEWISTOWN to YEAGERTOWN LY2	35500 - Poles And Fixtures	Wood Pole	\$90,382.76	\$67,083.05	\$23,299.71
		LEWISTOWN to YEAGERTOWN LY2 Total			\$168,215.68	\$94,900.46	\$73,315.22
PELE Pennsylvania Electric	PELE - Trans Subs	LEWISTOWN TRANS SUB	35500 - Poles And Fixtures	Non-Unitized	(\$126.49)	(\$4.25)	(\$122.24)
PELE Pennsylvania Electric	PELE - Trans Subs	LEWISTOWN TRANS SUB	35500 - Poles And Fixtures	Wood Pole	(\$2,883.32)	(\$96.87)	(\$2,786.45)
PELE Pennsylvania Electric	PELE - Trans Subs	LEWISTOWN TRANS SUB	35500 - Poles And Fixtures	Wood Pole	\$3,619.68	\$225.84	\$3,393.84
		LEWISTOWN TRANS SUB Total			\$609.87	\$124.72	\$485.15
PELE Pennsylvania Electric	PELE - TL 115KV	LUCERNE to EDGEWOOD to SHELOCTA	35500 - Poles And Fixtures	Crossarm	\$849.68	\$401.04	\$448.64
PELE Pennsylvania Electric	PELE - TL 115KV	LUCERNE to EDGEWOOD to SHELOCTA	35500 - Poles And Fixtures	Crossarm	\$623.09	\$623.36	\$236.73
PELE Pennsylvania Electric	PELE - TL 115KV	LUCERNE to EDGEWOOD to SHELOCTA	35500 - Poles And Fixtures	Crossarm	\$8,634.16	\$668.10	\$7,966.06
PELE Pennsylvania Electric	PELE - TL 115KV	LUCERNE to EDGEWOOD to SHELOCTA	35500 - Poles And Fixtures	Crossarm	\$26,704.26	\$20,034.78	\$6,669.48
PELE Pennsylvania Electric	PELE - TL 115KV	LUCERNE to EDGEWOOD to SHELOCTA	35500 - Poles And Fixtures	Non-Unitized	\$26,144.53	\$169.81	\$25,974.72
PELE Pennsylvania Electric	PELE - TL 115KV	LUCERNE to EDGEWOOD to SHELOCTA	35500 - Poles And Fixtures	Wood Pole	\$2,426.64	\$1,758.74	\$667.90
PELE Pennsylvania Electric	PELE - TL 115KV	LUCERNE to EDGEWOOD to SHELOCTA	35500 - Poles And Fixtures	Wood Pole	\$4,522.86	\$2,134.75	\$2,388.11
PELE Pennsylvania Electric	PELE - TL 115KV	LUCERNE to EDGEWOOD to SHELOCTA	35500 - Poles And Fixtures	Wood Pole	\$67,885.05	\$50,930.54	\$16,954.51
		LUCERNE to EDGEWOOD to SHELOCTA Total			\$138,027.27	\$76,721.11	\$61,306.16
PELE Pennsylvania Electric	PELE - TL 115KV	MANSFIELD to SOUTH TROY to EAST TOWANDA	35500 - Poles And Fixtures	Crossarm	\$506.34	\$308.86	\$197.48
PELE Pennsylvania Electric	PELE - TL 115KV	MANSFIELD to SOUTH TROY to EAST TOWANDA	35500 - Poles And Fixtures	Crossarm	\$860.09	\$391.47	\$468.62
PELE Pennsylvania Electric	PELE - TL 115KV	MANSFIELD to SOUTH TROY to EAST TOWANDA	35500 - Poles And Fixtures	Crossarm	\$1,331.74	\$1,051.09	\$280.65
PELE Pennsylvania Electric	PELE - TL 115KV	MANSFIELD to SOUTH TROY to EAST TOWANDA	35500 - Poles And Fixtures	Crossarm	\$2,173.26	\$761.39	\$1,411.87
PELE Pennsylvania Electric	PELE - TL 115KV	MANSFIELD to SOUTH TROY to EAST TOWANDA	35500 - Poles And Fixtures	Crossarm	\$2,247.32	\$1,703.10	\$544.22
PELE Pennsylvania Electric	PELE - TL 115KV	MANSFIELD to SOUTH TROY to EAST TOWANDA	35500 - Poles And Fixtures	Crossarm	\$4,380.19	\$1,221.91	\$3,158.28
PELE Pennsylvania Electric	PELE - TL 115KV	MANSFIELD to SOUTH TROY to EAST TOWANDA	35500 - Poles And Fixtures	Crossarm	\$5,396.34	\$1,697.98	\$3,698.36
PELE Pennsylvania Electric	PELE - TL 115KV	MANSFIELD to SOUTH TROY to EAST TOWANDA	35500 - Poles And Fixtures	Crossarm	\$19,066.47	\$2,067.27	\$16,999.20
PELE Pennsylvania Electric	PELE - TL 115KV	MANSFIELD to SOUTH TROY to EAST TOWANDA	35500 - Poles And Fixtures	Crossarm	\$34,902.81	\$28,412.84	\$6,489.97
PELE Pennsylvania Electric	PELE - TL 115KV	MANSFIELD to SOUTH TROY to EAST TOWANDA	35500 - Poles And Fixtures	Crossarm	\$36,206.81	\$29,226.17	\$6,980.64
PELE Pennsylvania Electric	PELE - TL 115KV	MANSFIELD to SOUTH TROY to EAST TOWANDA	35500 - Poles And Fixtures	Non-Unitized	\$2,377,567.71	\$15,442.04	\$2,362,125.67
PELE Pennsylvania Electric	PELE - TL 115KV	MANSFIELD to SOUTH TROY to EAST TOWANDA	35500 - Poles And Fixtures	Steel Pole Fully Dressed	\$40,512.19	\$24,712.06	\$15,800.13
PELE Pennsylvania Electric	PELE - TL 115KV	MANSFIELD to SOUTH TROY to EAST TOWANDA	35500 - Poles And Fixtures	Wood Pole	(\$718.50)	(\$101.13)	(\$617.37)
PELE Pennsylvania Electric	PELE - TL 115KV	MANSFIELD to SOUTH TROY to EAST TOWANDA	35500 - Poles And Fixtures	Wood Pole	\$42.58	\$3.30	\$39.28
PELE Pennsylvania Electric	PELE - TL 115KV	MANSFIELD to SOUTH TROY to EAST TOWANDA	35500 - Poles And Fixtures	Wood Pole	\$473.17	\$351.19	\$121.98
PELE Pennsylvania Electric	PELE - TL 115KV	MANSFIELD to SOUTH TROY to EAST TOWANDA	35500 - Poles And Fixtures	Wood Pole	\$828.28	\$661.78	\$166.50

Company	Major Location	Asset Location	Utility Account	Asset Retirement Unit	Book Cost	Allocated Reserve	Net Book Value
PELE Pennsylvania Electric	PELE - TL 115KV	MANSFIELD to SOUTH TROY to EAST TOWANDA	35500 - Poles And Fixtures	Wood Pole	\$1,068.76	\$486.44	\$582.32
PELE Pennsylvania Electric	PELE - TL 115KV	MANSFIELD to SOUTH TROY to EAST TOWANDA	35500 - Poles And Fixtures	Wood Pole	\$1,226.73	\$748.30	\$478.43
PELE Pennsylvania Electric	PELE - TL 115KV	MANSFIELD to SOUTH TROY to EAST TOWANDA	35500 - Poles And Fixtures	Wood Pole	\$2,173.26	\$761.39	\$1,411.87
PELE Pennsylvania Electric	PELE - TL 115KV	MANSFIELD to SOUTH TROY to EAST TOWANDA	35500 - Poles And Fixtures	Wood Pole	\$3,152.35	\$2,488.03	\$664.32
PELE Pennsylvania Electric	PELE - TL 115KV	MANSFIELD to SOUTH TROY to EAST TOWANDA	35500 - Poles And Fixtures	Wood Pole	\$6,025.15	\$1,680.79	\$4,344.36
PELE Pennsylvania Electric	PELE - TL 115KV	MANSFIELD to SOUTH TROY to EAST TOWANDA	35500 - Poles And Fixtures	Wood Pole	\$6,857.44	\$5,196.81	\$1,660.63
PELE Pennsylvania Electric	PELE - TL 115KV	MANSFIELD to SOUTH TROY to EAST TOWANDA	35500 - Poles And Fixtures	Wood Pole	\$32,669.96	\$3,542.22	\$29,127.74
PELE Pennsylvania Electric	PELE - TL 115KV	MANSFIELD to SOUTH TROY to EAST TOWANDA	35500 - Poles And Fixtures	Wood Pole	\$33,072.99	\$10,406.54	\$22,666.45
PELE Pennsylvania Electric	PELE - TL 115KV	MANSFIELD to SOUTH TROY to EAST TOWANDA	35500 - Poles And Fixtures	Wood Pole	\$55,335.30	\$44,666.71	\$10,668.59
PELE Pennsylvania Electric	PELE - TL 115KV	MANSFIELD to SOUTH TROY to EAST TOWANDA	35500 - Poles And Fixtures	Wood Pole	\$67,257.17	\$54,751.11	\$12,506.06
PELE Pennsylvania Electric	PELE - TL 115KV	MANSFIELD to SOUTH TROY to EAST TOWANDA	35500 - Poles And Fixtures	Wood Pole	\$344,322.74	\$42,847.76	\$301,474.98
		MANSFIELD to SOUTH TROY to EAST TOWANDA Total			\$3,078,938.65	\$275,487.42	\$2,803,451.23
PELE Pennsylvania Electric	PELE - TL 115KV	MANSFIELD to TOWER HILL	35500 - Poles And Fixtures	Crossarm	\$5,526.20	\$1,541.60	\$3,984.60
PELE Pennsylvania Electric	PELE - TL 115KV	MANSFIELD to TOWER HILL	35500 - Poles And Fixtures	Crossarm	\$217,552.98	\$64,568.06	\$152,984.92
PELE Pennsylvania Electric	PELE - TL 115KV	MANSFIELD to TOWER HILL	35500 - Poles And Fixtures	Wood Pole	\$5,526.21	\$1,541.61	\$3,984.60
PELE Pennsylvania Electric	PELE - TL 115KV	MANSFIELD to TOWER HILL	35500 - Poles And Fixtures	Wood Pole	\$625,558.25	\$185,660.91	\$439,897.34
		MANSFIELD to TOWER HILL Total			\$854,163.64	\$253,312.18	\$600,851.46
PELE Pennsylvania Electric	PELE - Dist Subs	MAPLETON SUB	35500 - Poles And Fixtures	Wood Pole	\$1,204.97	\$336.14	\$868.83
		MAPLETON SUB Total			\$1,204.97	\$336.14	\$868.83
PELE Pennsylvania Electric	PELE - SW & MTR FAC	MARSHALL SWITCHING STATION	35500 - Poles And Fixtures	Wood Pole	\$10,966.55	\$524.13	\$10,442.42
		MARSHALL SWITCHING STATION Total			\$10,966.55	\$524.13	\$10,442.42
PELE Pennsylvania Electric	PELE - TL 230KV	MARSHALL-MOSHANNON	35500 - Poles And Fixtures	Non-Unitized	\$33,305.67	\$216.32	\$33,089.35
		MARSHALL-MOSHANNON Total			\$33,305.67	\$216.32	\$33,089.35
PELE Pennsylvania Electric	PELE - Dist Subs	NANTY GLO SUB	35500 - Poles And Fixtures	Wood Pole	\$11,293.66	\$873.90	\$10,419.76
		NANTY GLO SUB Total			\$11,293.66	\$873.90	\$10,419.76
PELE Pennsylvania Electric	PELE - TL 115KV	NILES VALLEY to MANSVILLE	35500 - Poles And Fixtures	Crossarm	\$23,860.43	\$19,260.17	\$4,600.26
PELE Pennsylvania Electric	PELE - TL 115KV	NILES VALLEY to MANSVILLE	35500 - Poles And Fixtures	Non-Unitized	\$553.32	\$3.59	\$549.73
PELE Pennsylvania Electric	PELE - TL 115KV	NILES VALLEY to MANSVILLE	35500 - Poles And Fixtures	Wood Pole	\$41,298.91	\$33,336.52	\$7,962.39
		NILES VALLEY to MANSVILLE Total			\$65,712.66	\$52,600.28	\$13,112.38
PELE Pennsylvania Electric	PELE - TL 115KV	NILES VALLEY to OSCEOLA	35500 - Poles And Fixtures	Crossarm	\$832.34	\$671.87	\$160.47
PELE Pennsylvania Electric	PELE - TL 115KV	NILES VALLEY to OSCEOLA	35500 - Poles And Fixtures	Crossarm	\$125,475.32	\$69,273.70	\$56,201.62
PELE Pennsylvania Electric	PELE - TL 115KV	NILES VALLEY to OSCEOLA	35500 - Poles And Fixtures	Non-Unitized	\$85,086.06	\$552.62	\$84,533.44
PELE Pennsylvania Electric	PELE - TL 115KV	NILES VALLEY to OSCEOLA	35500 - Poles And Fixtures	Phase Raiser	\$32,902.55	\$652.32	\$32,250.23
PELE Pennsylvania Electric	PELE - TL 115KV	NILES VALLEY to OSCEOLA	35500 - Poles And Fixtures	Wood Pole	\$1,224.63	\$988.52	\$236.11
PELE Pennsylvania Electric	PELE - TL 115KV	NILES VALLEY to OSCEOLA	35500 - Poles And Fixtures	Wood Pole	\$310,022.23	\$171,160.25	\$138,861.98
		NILES VALLEY to OSCEOLA Total			\$555,543.13	\$243,299.29	\$312,243.84
PELE Pennsylvania Electric	PELE - TL 115KV	NORTH MESHOPPEN to LENOX	35500 - Poles And Fixtures	Crossarm	\$208.09	\$152.68	\$55.41
PELE Pennsylvania Electric	PELE - TL 115KV	NORTH MESHOPPEN to LENOX	35500 - Poles And Fixtures	Crossarm	\$478.60	\$337.63	\$140.97
PELE Pennsylvania Electric	PELE - TL 115KV	NORTH MESHOPPEN to LENOX	35500 - Poles And Fixtures	Crossarm	\$697.09	\$384.86	\$312.23
PELE Pennsylvania Electric	PELE - TL 115KV	NORTH MESHOPPEN to LENOX	35500 - Poles And Fixtures	Crossarm	\$42,941.83	\$34,493.55	\$8,448.28
PELE Pennsylvania Electric	PELE - TL 115KV	NORTH MESHOPPEN to LENOX	35500 - Poles And Fixtures	Non-Unitized	\$1,147.34	\$22.74	\$1,124.60
PELE Pennsylvania Electric	PELE - TL 115KV	NORTH MESHOPPEN to LENOX	35500 - Poles And Fixtures	Non-Unitized	\$172,975.82	\$1,123.46	\$171,852.36
PELE Pennsylvania Electric	PELE - TL 115KV	NORTH MESHOPPEN to LENOX	35500 - Poles And Fixtures	Wood Pole	\$588.59	\$415.23	\$173.36
PELE Pennsylvania Electric	PELE - TL 115KV	NORTH MESHOPPEN to LENOX	35500 - Poles And Fixtures	Wood Pole	\$1,462.08	\$807.20	\$654.88
PELE Pennsylvania Electric	PELE - TL 115KV	NORTH MESHOPPEN to LENOX	35500 - Poles And Fixtures	Wood Pole	\$2,104.58	\$1,544.16	\$560.42
PELE Pennsylvania Electric	PELE - TL 115KV	NORTH MESHOPPEN to LENOX	35500 - Poles And Fixtures	Wood Pole	\$64,184.13	\$51,556.68	\$12,627.45
		NORTH MESHOPPEN to LENOX Total			\$286,788.15	\$90,838.20	\$195,949.95
PELE Pennsylvania Electric	PELE - TL 115KV	NORTH MESHOPPEN to MEHOOPANY NO.1	35500 - Poles And Fixtures	Crossarm	\$867.02	\$562.81	\$304.21
PELE Pennsylvania Electric	PELE - TL 115KV	NORTH MESHOPPEN to MEHOOPANY NO.1	35500 - Poles And Fixtures	Crossarm	\$23,097.45	\$16,946.91	\$6,150.54
PELE Pennsylvania Electric	PELE - TL 115KV	NORTH MESHOPPEN to MEHOOPANY NO.1	35500 - Poles And Fixtures	Wood Pole	\$9,345.96	\$6,066.83	\$3,279.13
PELE Pennsylvania Electric	PELE - TL 115KV	NORTH MESHOPPEN to MEHOOPANY NO.1	35500 - Poles And Fixtures	Wood Pole	\$61,681.71	\$45,256.72	\$16,424.99
		NORTH MESHOPPEN to MEHOOPANY NO.1 Total			\$94,992.14	\$68,833.28	\$26,158.86
PELE Pennsylvania Electric	PELE - TL 115KV	NORTH MESHOPPEN to MEHOOPANY NO.2	35500 - Poles And Fixtures	Crossarm	\$23,721.70	\$17,404.93	\$6,316.77
PELE Pennsylvania Electric	PELE - TL 115KV	NORTH MESHOPPEN to MEHOOPANY NO.2	35500 - Poles And Fixtures	Wood Pole	\$64,476.75	\$47,307.48	\$17,169.27

Company	Major Location	Asset Location	Utility Account	Asset Retirement Unit	Book Cost	Allocated Reserve	Net Book Value
		NORTH MESHOPPEN to MEHOOPANY NO.2 Total			\$88,198.45	\$64,712.41	\$23,486.04
PELE Pennsylvania Electric	PELE - TL 115KV	Osterburg East - Bedford 115KV Line	35500 - Poles And Fixtures	Crossarm	\$124,989.94	\$2,478.05	\$122,511.89
PELE Pennsylvania Electric	PELE - TL 115KV	Osterburg East - Bedford 115KV Line	35500 - Poles And Fixtures	Wood Pole	\$2,529,511.52	\$50,149.95	\$2,479,361.57
		Osterburg East - Bedford 115KV Line Total			\$2,654,501.46	\$52,628.00	\$2,601,873.46
PELE Pennsylvania Electric	PELE - Dist Lines	PELE - Dist Lines	35500 - Poles And Fixtures	Crossarm	\$1,168.08	\$23.15	\$1,144.93
PELE Pennsylvania Electric	PELE - Dist Lines	PELE - Dist Lines	35500 - Poles And Fixtures	Crossarm	\$1,844.72	\$88.17	\$1,756.55
PELE Pennsylvania Electric	PELE - Dist Lines	PELE - Dist Lines	35500 - Poles And Fixtures	Crossarm	\$9,639.34	\$62.60	\$9,576.74
PELE Pennsylvania Electric	PELE - Dist Lines	PELE - Dist Lines	35500 - Poles And Fixtures	Crossarm	\$22,793.23	\$1,346.77	\$21,446.46
PELE Pennsylvania Electric	PELE - Dist Lines	PELE - Dist Lines	35500 - Poles And Fixtures	Non-Unitized	(\$6,607.62)	(\$315.80)	(\$6,291.82)
PELE Pennsylvania Electric	PELE - Dist Lines	PELE - Dist Lines	35500 - Poles And Fixtures	Non-Unitized	\$135.06	\$8.43	\$126.63
PELE Pennsylvania Electric	PELE - Dist Lines	PELE - Dist Lines	35500 - Poles And Fixtures	Non-Unitized	\$1,262.60	\$25.03	\$1,237.57
PELE Pennsylvania Electric	PELE - Dist Lines	PELE - Dist Lines	35500 - Poles And Fixtures	Non-Unitized	\$26,674.01	\$173.25	\$26,500.76
PELE Pennsylvania Electric	PELE - Dist Lines	PELE - Dist Lines	35500 - Poles And Fixtures	Wood Pole	\$4,217.57	\$201.57	\$4,016.00
PELE Pennsylvania Electric	PELE - Dist Lines	PELE - Dist Lines	35500 - Poles And Fixtures	Wood Pole	\$9,232.41	\$183.04	\$9,049.37
PELE Pennsylvania Electric	PELE - Dist Lines	PELE - Dist Lines	35500 - Poles And Fixtures	Wood Pole	\$9,673.77	\$62.83	\$9,610.94
PELE Pennsylvania Electric	PELE - Dist Lines	PELE - Dist Lines	35500 - Poles And Fixtures	Wood Pole	\$30,339.20	\$1,792.63	\$28,546.57
PELE Pennsylvania Electric	PELE - Dist Lines	PELE - Dist Lines	35500 - Poles And Fixtures	Wood Pole	\$92,869.31	\$3,120.22	\$89,749.09
		PELE - Dist Lines Total			\$203,241.68	\$6,771.89	\$196,469.79
PELE Pennsylvania Electric	PELE - TL 46KV	PELE - TL 46KV	35500 - Poles And Fixtures	Crossarm	\$5,362.21	\$245.42	\$5,116.79
PELE Pennsylvania Electric	PELE - TL 46KV	PELE - TL 46KV	35500 - Poles And Fixtures	Crossarm	\$7,626.36	\$863.53	\$6,762.83
PELE Pennsylvania Electric	PELE - TL 46KV	PELE - TL 46KV	35500 - Poles And Fixtures	Crossarm	\$8,825.61	\$1,242.06	\$7,583.55
PELE Pennsylvania Electric	PELE - TL 46KV	PELE - TL 46KV	35500 - Poles And Fixtures	Crossarm	\$21,338.19	\$694.77	\$20,643.42
PELE Pennsylvania Electric	PELE - TL 46KV	PELE - TL 46KV	35500 - Poles And Fixtures	Crossarm	\$24,880.11	\$484.01	\$24,396.10
PELE Pennsylvania Electric	PELE - TL 46KV	PELE - TL 46KV	35500 - Poles And Fixtures	Crossarm	\$29,408.01	\$2,528.96	\$26,879.05
PELE Pennsylvania Electric	PELE - TL 46KV	PELE - TL 46KV	35500 - Poles And Fixtures	Crossarm	\$48,438.77	\$4,823.28	\$43,615.49
PELE Pennsylvania Electric	PELE - TL 46KV	PELE - TL 46KV	35500 - Poles And Fixtures	Crossarm	\$60,131.40	\$4,359.32	\$55,772.08
PELE Pennsylvania Electric	PELE - TL 46KV	PELE - TL 46KV	35500 - Poles And Fixtures	Crossarm	\$63,732.52	\$413.94	\$63,318.58
PELE Pennsylvania Electric	PELE - TL 46KV	PELE - TL 46KV	35500 - Poles And Fixtures	Crossarm	\$76,762.30	\$4,535.59	\$72,226.71
PELE Pennsylvania Electric	PELE - TL 46KV	PELE - TL 46KV	35500 - Poles And Fixtures	Crossarm	\$225,444.33	\$28,620.35	\$196,823.98
PELE Pennsylvania Electric	PELE - TL 46KV	PELE - TL 46KV	35500 - Poles And Fixtures	Non-Unitized	(\$6,142.88)	(\$475.33)	(\$5,667.55)
PELE Pennsylvania Electric	PELE - TL 46KV	PELE - TL 46KV	35500 - Poles And Fixtures	Non-Unitized	(\$109.88)	(\$5.26)	(\$104.62)
PELE Pennsylvania Electric	PELE - TL 46KV	PELE - TL 46KV	35500 - Poles And Fixtures	Non-Unitized	(\$0.01)	\$0.00	(\$0.01)
PELE Pennsylvania Electric	PELE - TL 46KV	PELE - TL 46KV	35500 - Poles And Fixtures	Non-Unitized	\$13.81	\$0.46	\$13.35
PELE Pennsylvania Electric	PELE - TL 46KV	PELE - TL 46KV	35500 - Poles And Fixtures	Non-Unitized	\$496,026.98	\$3,221.64	\$492,805.34
PELE Pennsylvania Electric	PELE - TL 46KV	PELE - TL 46KV	35500 - Poles And Fixtures	Steel Pole Fully Dressed	\$432.22	\$325.25	\$106.97
PELE Pennsylvania Electric	PELE - TL 46KV	PELE - TL 46KV	35500 - Poles And Fixtures	Steel Pole Fully Dressed	\$756.87	\$365.79	\$391.08
PELE Pennsylvania Electric	PELE - TL 46KV	PELE - TL 46KV	35500 - Poles And Fixtures	Steel Pole Fully Dressed	\$837.75	\$556.44	\$281.31
PELE Pennsylvania Electric	PELE - TL 46KV	PELE - TL 46KV	35500 - Poles And Fixtures	Steel Pole Fully Dressed	\$956.25	\$685.25	\$271.00
PELE Pennsylvania Electric	PELE - TL 46KV	PELE - TL 46KV	35500 - Poles And Fixtures	Steel Pole Fully Dressed	\$1,286.46	\$900.82	\$385.64
PELE Pennsylvania Electric	PELE - TL 46KV	PELE - TL 46KV	35500 - Poles And Fixtures	Steel Pole Fully Dressed	\$1,578.46	\$573.91	\$1,004.55
PELE Pennsylvania Electric	PELE - TL 46KV	PELE - TL 46KV	35500 - Poles And Fixtures	Steel Pole Fully Dressed	\$2,445.49	\$1,669.66	\$775.83
PELE Pennsylvania Electric	PELE - TL 46KV	PELE - TL 46KV	35500 - Poles And Fixtures	Steel Pole Fully Dressed	\$2,565.49	\$1,545.98	\$1,019.51
PELE Pennsylvania Electric	PELE - TL 46KV	PELE - TL 46KV	35500 - Poles And Fixtures	Steel Pole Fully Dressed	\$7,544.01	\$3,152.13	\$4,391.88
PELE Pennsylvania Electric	PELE - TL 46KV	PELE - TL 46KV	35500 - Poles And Fixtures	Steel Pole Fully Dressed	\$17,942.18	\$7,255.83	\$10,686.35
PELE Pennsylvania Electric	PELE - TL 46KV	PELE - TL 46KV	35500 - Poles And Fixtures	Wood Pole	\$15.03	\$0.72	\$14.31
PELE Pennsylvania Electric	PELE - TL 46KV	PELE - TL 46KV	35500 - Poles And Fixtures	Wood Pole	\$2,182.79	\$1,669.42	\$513.37
PELE Pennsylvania Electric	PELE - TL 46KV	PELE - TL 46KV	35500 - Poles And Fixtures	Wood Pole	\$3,764.84	\$2,464.24	\$1,300.60
PELE Pennsylvania Electric	PELE - TL 46KV	PELE - TL 46KV	35500 - Poles And Fixtures	Wood Pole	\$5,720.44	\$3,049.92	\$2,670.52
PELE Pennsylvania Electric	PELE - TL 46KV	PELE - TL 46KV	35500 - Poles And Fixtures	Wood Pole	\$6,073.96	\$1,107.75	\$4,966.21
PELE Pennsylvania Electric	PELE - TL 46KV	PELE - TL 46KV	35500 - Poles And Fixtures	Wood Pole	\$6,338.70	\$5,010.53	\$1,328.17
PELE Pennsylvania Electric	PELE - TL 46KV	PELE - TL 46KV	35500 - Poles And Fixtures	Wood Pole	\$7,046.62	\$5,503.91	\$1,542.71
PELE Pennsylvania Electric	PELE - TL 46KV	PELE - TL 46KV	35500 - Poles And Fixtures	Wood Pole	\$12,800.66	\$7,713.73	\$5,086.93
PELE Pennsylvania Electric	PELE - TL 46KV	PELE - TL 46KV	35500 - Poles And Fixtures	Wood Pole	\$13,330.43	\$9,656.19	\$3,674.24
PELE Pennsylvania Electric	PELE - TL 46KV	PELE - TL 46KV	35500 - Poles And Fixtures	Wood Pole	\$14,259.97	\$9,862.62	\$4,397.35

Company	Major Location	Asset Location	Utility Account	Asset Retirement Unit	Book Cost	Allocated Reserve	Net Book Value
PELE Pennsylvania Electric	PELE - TL 46KV	PELE - TL 46KV	35500 - Poles And Fixtures	Wood Pole	\$16,696.09	\$12,864.72	\$3,831.37
PELE Pennsylvania Electric	PELE - TL 46KV	PELE - TL 46KV	35500 - Poles And Fixtures	Wood Pole	\$19,251.81	\$4,857.79	\$14,394.02
PELE Pennsylvania Electric	PELE - TL 46KV	PELE - TL 46KV	35500 - Poles And Fixtures	Wood Pole	\$19,262.01	\$14,096.61	\$5,165.40
PELE Pennsylvania Electric	PELE - TL 46KV	PELE - TL 46KV	35500 - Poles And Fixtures	Wood Pole	\$19,456.69	\$13,786.27	\$5,670.42
PELE Pennsylvania Electric	PELE - TL 46KV	PELE - TL 46KV	35500 - Poles And Fixtures	Wood Pole	\$20,295.54	\$10,572.69	\$9,722.85
PELE Pennsylvania Electric	PELE - TL 46KV	PELE - TL 46KV	35500 - Poles And Fixtures	Wood Pole	\$26,496.96	\$19,939.18	\$6,557.78
PELE Pennsylvania Electric	PELE - TL 46KV	PELE - TL 46KV	35500 - Poles And Fixtures	Wood Pole	\$26,598.90	\$5,222.19	\$21,376.71
PELE Pennsylvania Electric	PELE - TL 46KV	PELE - TL 46KV	35500 - Poles And Fixtures	Wood Pole	\$27,345.21	\$20,749.68	\$6,595.53
PELE Pennsylvania Electric	PELE - TL 46KV	PELE - TL 46KV	35500 - Poles And Fixtures	Wood Pole	\$28,187.46	\$22,152.64	\$6,034.82
PELE Pennsylvania Electric	PELE - TL 46KV	PELE - TL 46KV	35500 - Poles And Fixtures	Wood Pole	\$28,211.61	\$15,716.25	\$12,495.36
PELE Pennsylvania Electric	PELE - TL 46KV	PELE - TL 46KV	35500 - Poles And Fixtures	Wood Pole	\$28,231.72	\$17,318.73	\$10,912.99
PELE Pennsylvania Electric	PELE - TL 46KV	PELE - TL 46KV	35500 - Poles And Fixtures	Wood Pole	\$28,295.29	\$20,276.42	\$8,018.87
PELE Pennsylvania Electric	PELE - TL 46KV	PELE - TL 46KV	35500 - Poles And Fixtures	Wood Pole	\$30,850.92	\$21,602.70	\$9,248.22
PELE Pennsylvania Electric	PELE - TL 46KV	PELE - TL 46KV	35500 - Poles And Fixtures	Wood Pole	\$37,677.68	\$18,209.45	\$19,468.23
PELE Pennsylvania Electric	PELE - TL 46KV	PELE - TL 46KV	35500 - Poles And Fixtures	Wood Pole	\$39,483.23	\$22,910.21	\$16,573.02
PELE Pennsylvania Electric	PELE - TL 46KV	PELE - TL 46KV	35500 - Poles And Fixtures	Wood Pole	\$42,076.18	\$23,931.37	\$18,144.81
PELE Pennsylvania Electric	PELE - TL 46KV	PELE - TL 46KV	35500 - Poles And Fixtures	Wood Pole	\$42,914.91	\$33,299.37	\$9,615.54
PELE Pennsylvania Electric	PELE - TL 46KV	PELE - TL 46KV	35500 - Poles And Fixtures	Wood Pole	\$44,700.31	\$22,171.20	\$22,529.11
PELE Pennsylvania Electric	PELE - TL 46KV	PELE - TL 46KV	35500 - Poles And Fixtures	Wood Pole	\$49,468.72	\$39,314.45	\$10,154.27
PELE Pennsylvania Electric	PELE - TL 46KV	PELE - TL 46KV	35500 - Poles And Fixtures	Wood Pole	\$50,765.62	\$17,759.59	\$33,006.03
PELE Pennsylvania Electric	PELE - TL 46KV	PELE - TL 46KV	35500 - Poles And Fixtures	Wood Pole	\$59,214.02	\$6,704.77	\$52,509.25
PELE Pennsylvania Electric	PELE - TL 46KV	PELE - TL 46KV	35500 - Poles And Fixtures	Wood Pole	\$60,226.18	\$38,823.67	\$21,402.51
PELE Pennsylvania Electric	PELE - TL 46KV	PELE - TL 46KV	35500 - Poles And Fixtures	Wood Pole	\$60,486.88	\$45,117.62	\$15,369.26
PELE Pennsylvania Electric	PELE - TL 46KV	PELE - TL 46KV	35500 - Poles And Fixtures	Wood Pole	\$66,060.20	\$41,226.92	\$24,833.28
PELE Pennsylvania Electric	PELE - TL 46KV	PELE - TL 46KV	35500 - Poles And Fixtures	Wood Pole	\$68,824.54	\$447.01	\$68,377.53
PELE Pennsylvania Electric	PELE - TL 46KV	PELE - TL 46KV	35500 - Poles And Fixtures	Wood Pole	\$80,000.91	\$43,617.49	\$36,383.42
PELE Pennsylvania Electric	PELE - TL 46KV	PELE - TL 46KV	35500 - Poles And Fixtures	Wood Pole	\$81,852.03	\$22,945.51	\$58,906.52
PELE Pennsylvania Electric	PELE - TL 46KV	PELE - TL 46KV	35500 - Poles And Fixtures	Wood Pole	\$83,779.09	\$49,557.68	\$34,221.41
PELE Pennsylvania Electric	PELE - TL 46KV	PELE - TL 46KV	35500 - Poles And Fixtures	Wood Pole	\$85,927.63	\$43,698.03	\$42,229.60
PELE Pennsylvania Electric	PELE - TL 46KV	PELE - TL 46KV	35500 - Poles And Fixtures	Wood Pole	\$91,695.70	\$6,647.63	\$85,048.07
PELE Pennsylvania Electric	PELE - TL 46KV	PELE - TL 46KV	35500 - Poles And Fixtures	Wood Pole	\$92,999.83	\$63,495.68	\$29,504.15
PELE Pennsylvania Electric	PELE - TL 46KV	PELE - TL 46KV	35500 - Poles And Fixtures	Wood Pole	\$101,547.01	\$46,455.56	\$55,091.45
PELE Pennsylvania Electric	PELE - TL 46KV	PELE - TL 46KV	35500 - Poles And Fixtures	Wood Pole	\$106,323.64	\$13,497.87	\$92,825.77
PELE Pennsylvania Electric	PELE - TL 46KV	PELE - TL 46KV	35500 - Poles And Fixtures	Wood Pole	\$108,120.57	\$10,766.09	\$97,354.48
PELE Pennsylvania Electric	PELE - TL 46KV	PELE - TL 46KV	35500 - Poles And Fixtures	Wood Pole	\$110,375.35	\$9,491.79	\$100,883.56
PELE Pennsylvania Electric	PELE - TL 46KV	PELE - TL 46KV	35500 - Poles And Fixtures	Wood Pole	\$110,380.91	\$81,574.27	\$28,806.64
PELE Pennsylvania Electric	PELE - TL 46KV	PELE - TL 46KV	35500 - Poles And Fixtures	Wood Pole	\$113,923.75	\$16,032.91	\$97,890.84
PELE Pennsylvania Electric	PELE - TL 46KV	PELE - TL 46KV	35500 - Poles And Fixtures	Wood Pole	\$120,723.57	\$81,320.45	\$39,403.12
PELE Pennsylvania Electric	PELE - TL 46KV	PELE - TL 46KV	35500 - Poles And Fixtures	Wood Pole	\$124,370.95	\$55,268.04	\$69,102.91
PELE Pennsylvania Electric	PELE - TL 46KV	PELE - TL 46KV	35500 - Poles And Fixtures	Wood Pole	\$127,014.24	\$101,452.23	\$25,562.01
PELE Pennsylvania Electric	PELE - TL 46KV	PELE - TL 46KV	35500 - Poles And Fixtures	Wood Pole	\$144,702.44	\$38,539.58	\$106,162.86
PELE Pennsylvania Electric	PELE - TL 46KV	PELE - TL 46KV	35500 - Poles And Fixtures	Wood Pole	\$147,997.63	\$93,900.24	\$54,097.39
PELE Pennsylvania Electric	PELE - TL 46KV	PELE - TL 46KV	35500 - Poles And Fixtures	Wood Pole	\$148,552.80	\$62,070.17	\$86,482.63
PELE Pennsylvania Electric	PELE - TL 46KV	PELE - TL 46KV	35500 - Poles And Fixtures	Wood Pole	\$160,715.12	\$49,540.09	\$111,175.03
PELE Pennsylvania Electric	PELE - TL 46KV	PELE - TL 46KV	35500 - Poles And Fixtures	Wood Pole	\$161,054.03	\$36,125.95	\$124,928.08
PELE Pennsylvania Electric	PELE - TL 46KV	PELE - TL 46KV	35500 - Poles And Fixtures	Wood Pole	\$167,758.03	\$54,044.54	\$113,713.49
PELE Pennsylvania Electric	PELE - TL 46KV	PELE - TL 46KV	35500 - Poles And Fixtures	Wood Pole	\$168,554.54	\$40,169.71	\$128,384.83
PELE Pennsylvania Electric	PELE - TL 46KV	PELE - TL 46KV	35500 - Poles And Fixtures	Wood Pole	\$183,342.14	\$86,254.49	\$97,087.65
PELE Pennsylvania Electric	PELE - TL 46KV	PELE - TL 46KV	35500 - Poles And Fixtures	Wood Pole	\$216,454.17	\$12,789.44	\$203,664.73
PELE Pennsylvania Electric	PELE - TL 46KV	PELE - TL 46KV	35500 - Poles And Fixtures	Wood Pole	\$218,479.68	\$4,271.68	\$214,208.00
PELE Pennsylvania Electric	PELE - TL 46KV	PELE - TL 46KV	35500 - Poles And Fixtures	Wood Pole	\$223,103.61	\$74,967.71	\$148,135.90
PELE Pennsylvania Electric	PELE - TL 46KV	PELE - TL 46KV	35500 - Poles And Fixtures	Wood Pole	\$242,930.02	\$161,354.97	\$81,575.05
PELE Pennsylvania Electric	PELE - TL 46KV	PELE - TL 46KV	35500 - Poles And Fixtures	Wood Pole	\$262,242.97	\$113,068.25	\$149,174.72
PELE Pennsylvania Electric	PELE - TL 46KV	PELE - TL 46KV	35500 - Poles And Fixtures	Wood Pole	\$264,949.65	\$96,332.34	\$168,617.31

Company	Major Location	Asset Location	Utility Account	Asset Retirement Unit	Book Cost	Allocated Reserve	Net Book Value
PELE Pennsylvania Electric	PELE - TL 46KV	PELE - TL 46KV	35500 - Poles And Fixtures	Wood Pole	\$300,729.51	\$121,615.25	\$179,114.26
PELE Pennsylvania Electric	PELE - TL 46KV	PELE - TL 46KV	35500 - Poles And Fixtures	Wood Pole	\$305,911.26	\$9,877.27	\$296,033.99
PELE Pennsylvania Electric	PELE - TL 46KV	PELE - TL 46KV	35500 - Poles And Fixtures	Wood Pole	\$426,727.08	\$125,587.40	\$301,139.68
PELE Pennsylvania Electric	PELE - TL 46KV	PELE - TL 46KV	35500 - Poles And Fixtures	Wood Pole	\$595,433.13	\$224,639.66	\$370,793.47
PELE Pennsylvania Electric	PELE - TL 46KV	PELE - TL 46KV	35500 - Poles And Fixtures	Wood Pole	\$796,022.70	\$311,148.82	\$484,873.88
PELE Pennsylvania Electric	PELE - TL 46KV	PELE - TL 46KV	35500 - Poles And Fixtures	Wood Pole	\$1,159,768.82	\$195,366.64	\$964,402.18
		PELE - TL 46KV Total			\$9,945,159.64	\$3,181,179.76	\$6,763,979.88
PELE Pennsylvania Electric	PELE - TL 69KV	PELE - TL 69KV	35500 - Poles And Fixtures	Crossarm	\$108.20	\$11.73	\$96.47
PELE Pennsylvania Electric	PELE - TL 69KV	PELE - TL 69KV	35500 - Poles And Fixtures	Crossarm	\$23,646.32	\$2,942.56	\$20,703.76
PELE Pennsylvania Electric	PELE - TL 69KV	PELE - TL 69KV	35500 - Poles And Fixtures	Crossarm	\$37,501.37	\$5,278.49	\$32,222.88
PELE Pennsylvania Electric	PELE - TL 69KV	PELE - TL 69KV	35500 - Poles And Fixtures	Non-Unitized	(\$1.01)	(\$0.05)	(\$0.96)
PELE Pennsylvania Electric	PELE - TL 69KV	PELE - TL 69KV	35500 - Poles And Fixtures	Wood Pole	(\$4,363.58)	(\$760.05)	(\$3,603.53)
PELE Pennsylvania Electric	PELE - TL 69KV	PELE - TL 69KV	35500 - Poles And Fixtures	Wood Pole	\$512.61	\$55.58	\$457.03
PELE Pennsylvania Electric	PELE - TL 69KV	PELE - TL 69KV	35500 - Poles And Fixtures	Wood Pole	\$38,719.84	\$5,450.00	\$33,269.84
PELE Pennsylvania Electric	PELE - TL 69KV	PELE - TL 69KV	35500 - Poles And Fixtures	Wood Pole	\$328,180.38	\$40,839.00	\$287,341.38
		PELE - TL 69KV Total			\$424,304.13	\$53,817.25	\$370,486.88
PELE Pennsylvania Electric	PELE - Dist Subs	PENN MAR SUB	35500 - Poles And Fixtures	Crossarm	(\$6,891.02)	(\$329.34)	(\$6,561.68)
PELE Pennsylvania Electric	PELE - Dist Subs	PENN MAR SUB	35500 - Poles And Fixtures	Wood Pole	(\$33,382.91)	(\$1,595.47)	(\$31,787.44)
		PENN MAR SUB Total			(\$40,273.93)	(\$1,924.81)	(\$38,349.12)
PELE Pennsylvania Electric	PELE - TL 115KV	PINEY to ECLIPSE	35500 - Poles And Fixtures	Crossarm	\$1,525.96	\$1,144.84	\$381.12
PELE Pennsylvania Electric	PELE - TL 115KV	PINEY to ECLIPSE	35500 - Poles And Fixtures	Crossarm	\$2,155.33	\$1,425.36	\$729.97
PELE Pennsylvania Electric	PELE - TL 115KV	PINEY to ECLIPSE	35500 - Poles And Fixtures	Crossarm	\$4,317.07	\$334.05	\$3,983.02
PELE Pennsylvania Electric	PELE - TL 115KV	PINEY to ECLIPSE	35500 - Poles And Fixtures	Crossarm	\$19,406.61	\$1,210.85	\$18,195.76
PELE Pennsylvania Electric	PELE - TL 115KV	PINEY to ECLIPSE	35500 - Poles And Fixtures	Crossarm	\$396,854.11	\$206,747.18	\$190,106.93
PELE Pennsylvania Electric	PELE - TL 115KV	PINEY to ECLIPSE	35500 - Poles And Fixtures	Non-Unitized	\$134,169.24	\$871.41	\$133,297.83
PELE Pennsylvania Electric	PELE - TL 115KV	PINEY to ECLIPSE	35500 - Poles And Fixtures	Wood Pole	\$2,155.34	\$1,425.36	\$729.98
PELE Pennsylvania Electric	PELE - TL 115KV	PINEY to ECLIPSE	35500 - Poles And Fixtures	Wood Pole	\$6,565.66	\$4,925.87	\$1,639.79
PELE Pennsylvania Electric	PELE - TL 115KV	PINEY to ECLIPSE	35500 - Poles And Fixtures	Wood Pole	\$16,054.26	\$1,001.68	\$15,052.58
PELE Pennsylvania Electric	PELE - TL 115KV	PINEY to ECLIPSE	35500 - Poles And Fixtures	Wood Pole	\$398,082.76	\$207,387.27	\$190,695.49
		PINEY to ECLIPSE Total			\$981,286.34	\$426,473.87	\$554,812.47
PELE Pennsylvania Electric	PELE - TL 115KV	PINEY to HAYNIE to GRANDVIEW	35500 - Poles And Fixtures	Crossarm	\$163.00	\$129.47	\$33.53
PELE Pennsylvania Electric	PELE - TL 115KV	PINEY to HAYNIE to GRANDVIEW	35500 - Poles And Fixtures	Crossarm	\$769.91	\$626.75	\$143.16
PELE Pennsylvania Electric	PELE - TL 115KV	PINEY to HAYNIE to GRANDVIEW	35500 - Poles And Fixtures	Crossarm	\$953.72	\$715.53	\$238.19
PELE Pennsylvania Electric	PELE - TL 115KV	PINEY to HAYNIE to GRANDVIEW	35500 - Poles And Fixtures	Crossarm	\$1,154.87	\$445.56	\$709.31
PELE Pennsylvania Electric	PELE - TL 115KV	PINEY to HAYNIE to GRANDVIEW	35500 - Poles And Fixtures	Crossarm	\$1,248.51	\$916.05	\$332.46
PELE Pennsylvania Electric	PELE - TL 115KV	PINEY to HAYNIE to GRANDVIEW	35500 - Poles And Fixtures	Crossarm	\$1,789.53	\$1,204.43	\$585.10
PELE Pennsylvania Electric	PELE - TL 115KV	PINEY to HAYNIE to GRANDVIEW	35500 - Poles And Fixtures	Crossarm	\$1,820.74	\$1,487.56	\$333.18
PELE Pennsylvania Electric	PELE - TL 115KV	PINEY to HAYNIE to GRANDVIEW	35500 - Poles And Fixtures	Crossarm	\$1,900.51	\$832.57	\$1,067.94
PELE Pennsylvania Electric	PELE - TL 115KV	PINEY to HAYNIE to GRANDVIEW	35500 - Poles And Fixtures	Crossarm	\$4,317.07	\$334.05	\$3,983.02
PELE Pennsylvania Electric	PELE - TL 115KV	PINEY to HAYNIE to GRANDVIEW	35500 - Poles And Fixtures	Crossarm	\$10,230.85	\$4,305.25	\$5,925.60
PELE Pennsylvania Electric	PELE - TL 115KV	PINEY to HAYNIE to GRANDVIEW	35500 - Poles And Fixtures	Crossarm	\$43,006.72	\$34,545.67	\$8,461.05
PELE Pennsylvania Electric	PELE - TL 115KV	PINEY to HAYNIE to GRANDVIEW	35500 - Poles And Fixtures	Non-Unitized	\$238,823.60	\$1,551.13	\$237,272.47
PELE Pennsylvania Electric	PELE - TL 115KV	PINEY to HAYNIE to GRANDVIEW	35500 - Poles And Fixtures	Wood Pole	\$194.19	\$154.24	\$39.95
PELE Pennsylvania Electric	PELE - TL 115KV	PINEY to HAYNIE to GRANDVIEW	35500 - Poles And Fixtures	Wood Pole	\$727.81	\$592.48	\$135.33
PELE Pennsylvania Electric	PELE - TL 115KV	PINEY to HAYNIE to GRANDVIEW	35500 - Poles And Fixtures	Wood Pole	\$2,334.30	\$900.59	\$1,433.71
PELE Pennsylvania Electric	PELE - TL 115KV	PINEY to HAYNIE to GRANDVIEW	35500 - Poles And Fixtures	Wood Pole	\$3,423.53	\$2,797.05	\$626.48
PELE Pennsylvania Electric	PELE - TL 115KV	PINEY to HAYNIE to GRANDVIEW	35500 - Poles And Fixtures	Wood Pole	\$4,033.14	\$2,959.17	\$1,073.97
PELE Pennsylvania Electric	PELE - TL 115KV	PINEY to HAYNIE to GRANDVIEW	35500 - Poles And Fixtures	Wood Pole	\$5,193.34	\$3,495.32	\$1,698.02
PELE Pennsylvania Electric	PELE - TL 115KV	PINEY to HAYNIE to GRANDVIEW	35500 - Poles And Fixtures	Wood Pole	\$7,642.40	\$5,733.69	\$1,908.71
PELE Pennsylvania Electric	PELE - TL 115KV	PINEY to HAYNIE to GRANDVIEW	35500 - Poles And Fixtures	Wood Pole	\$14,321.08	\$6,273.69	\$8,047.39
PELE Pennsylvania Electric	PELE - TL 115KV	PINEY to HAYNIE to GRANDVIEW	35500 - Poles And Fixtures	Wood Pole	\$34,706.52	\$14,604.88	\$20,101.64
PELE Pennsylvania Electric	PELE - TL 115KV	PINEY to HAYNIE to GRANDVIEW	35500 - Poles And Fixtures	Wood Pole	\$43,138.65	\$34,651.64	\$8,487.01
PELE Pennsylvania Electric	PELE - TL 115KV	PINEY to HAYNIE to GRANDVIEW	35500 - Poles And Fixtures	Wood Pole	\$53,982.09	\$14,099.49	\$39,882.60
		PINEY to HAYNIE to GRANDVIEW Total			\$475,876.08	\$133,356.26	\$342,519.82

Company	Major Location	Asset Location	Utility Account	Asset Retirement Unit	Book Cost	Allocated Reserve	Net Book Value
PELE Pennsylvania Electric	PELE - TL 115KV	PINEY to TIMBLIN to TRADE CITY to DIXON	35500 - Poles And Fixtures	Crossarm	(\$5,928.06)	(\$283.32)	(\$5,644.74)
PELE Pennsylvania Electric	PELE - TL 115KV	PINEY to TIMBLIN to TRADE CITY to DIXON	35500 - Poles And Fixtures	Crossarm	\$2,549.04	\$1,997.96	\$551.08
PELE Pennsylvania Electric	PELE - TL 115KV	PINEY to TIMBLIN to TRADE CITY to DIXON	35500 - Poles And Fixtures	Crossarm	\$6,970.85	\$3,848.54	\$3,122.31
PELE Pennsylvania Electric	PELE - TL 115KV	PINEY to TIMBLIN to TRADE CITY to DIXON	35500 - Poles And Fixtures	Non-Unitized	\$450,518.90	\$8,931.97	\$441,586.93
PELE Pennsylvania Electric	PELE - TL 115KV	PINEY to TIMBLIN to TRADE CITY to DIXON	35500 - Poles And Fixtures	Wood Pole	\$18,983.23	\$14,879.25	\$4,103.98
PELE Pennsylvania Electric	PELE - TL 115KV	PINEY to TIMBLIN to TRADE CITY to DIXON	35500 - Poles And Fixtures	Wood Pole	\$47,310.76	\$26,119.81	\$21,190.95
		PINEY to TIMBLIN to TRADE CITY to DIXON Total			\$520,404.72	\$55,494.20	\$464,910.52
PELE Pennsylvania Electric	PELE - TL 115KV	PROSPECT to BETHLEHEM NO. 2 EAST	35500 - Poles And Fixtures	Crossarm	\$2,299.34	\$1,774.35	\$524.99
PELE Pennsylvania Electric	PELE - TL 115KV	PROSPECT to BETHLEHEM NO. 2 EAST	35500 - Poles And Fixtures	Wood Pole	\$11,557.73	\$8,918.86	\$2,638.87
		PROSPECT to BETHLEHEM NO. 2 EAST Total			\$13,857.07	\$10,693.21	\$3,163.86
PELE Pennsylvania Electric	PELE - TL 115KV	PROSPECT to BETHLEHEM NO.1 WEST 1	35500 - Poles And Fixtures	Crossarm	\$2,299.34	\$1,774.35	\$524.99
PELE Pennsylvania Electric	PELE - TL 115KV	PROSPECT to BETHLEHEM NO.1 WEST 1	35500 - Poles And Fixtures	Wood Pole	\$11,290.99	\$8,713.03	\$2,577.96
		PROSPECT to BETHLEHEM NO.1 WEST 1 Total			\$13,590.33	\$10,487.38	\$3,102.95
PELE Pennsylvania Electric	PELE - TL 115KV	RACHEL HILL to SCALP LEVEL to HOOVER	35500 - Poles And Fixtures	Crossarm	\$530.62	\$409.47	\$121.15
PELE Pennsylvania Electric	PELE - TL 115KV	RACHEL HILL to SCALP LEVEL to HOOVER	35500 - Poles And Fixtures	Crossarm	\$950.26	\$416.29	\$533.97
PELE Pennsylvania Electric	PELE - TL 115KV	RACHEL HILL to SCALP LEVEL to HOOVER	35500 - Poles And Fixtures	Crossarm	\$1,538.74	\$726.27	\$812.47
PELE Pennsylvania Electric	PELE - TL 115KV	RACHEL HILL to SCALP LEVEL to HOOVER	35500 - Poles And Fixtures	Crossarm	\$2,080.70	\$1,210.58	\$870.12
PELE Pennsylvania Electric	PELE - TL 115KV	RACHEL HILL to SCALP LEVEL to HOOVER	35500 - Poles And Fixtures	Crossarm	\$17,392.45	\$7,318.93	\$10,073.52
PELE Pennsylvania Electric	PELE - TL 115KV	RACHEL HILL to SCALP LEVEL to HOOVER	35500 - Poles And Fixtures	Crossarm	\$22,889.36	\$18,288.05	\$4,601.31
PELE Pennsylvania Electric	PELE - TL 115KV	RACHEL HILL to SCALP LEVEL to HOOVER	35500 - Poles And Fixtures	Wood Pole	\$1,538.74	\$726.27	\$812.47
PELE Pennsylvania Electric	PELE - TL 115KV	RACHEL HILL to SCALP LEVEL to HOOVER	35500 - Poles And Fixtures	Wood Pole	\$2,080.71	\$1,210.58	\$870.13
PELE Pennsylvania Electric	PELE - TL 115KV	RACHEL HILL to SCALP LEVEL to HOOVER	35500 - Poles And Fixtures	Wood Pole	\$2,391.26	\$1,845.29	\$545.97
PELE Pennsylvania Electric	PELE - TL 115KV	RACHEL HILL to SCALP LEVEL to HOOVER	35500 - Poles And Fixtures	Wood Pole	\$2,483.17	\$1,087.81	\$1,395.36
PELE Pennsylvania Electric	PELE - TL 115KV	RACHEL HILL to SCALP LEVEL to HOOVER	35500 - Poles And Fixtures	Wood Pole	\$2,810.37	\$1,891.48	\$918.89
PELE Pennsylvania Electric	PELE - TL 115KV	RACHEL HILL to SCALP LEVEL to HOOVER	35500 - Poles And Fixtures	Wood Pole	\$23,377.47	\$18,678.04	\$4,699.43
PELE Pennsylvania Electric	PELE - TL 115KV	RACHEL HILL to SCALP LEVEL to HOOVER	35500 - Poles And Fixtures	Wood Pole	\$60,707.64	\$25,546.44	\$35,161.20
		RACHEL HILL to SCALP LEVEL to HOOVER Total			\$140,771.49	\$79,355.49	\$61,416.00
PELE Pennsylvania Electric	PELE - TL 115KV	RALPHTON to SOMERSET	35500 - Poles And Fixtures	Crossarm	\$561.83	\$425.78	\$136.05
PELE Pennsylvania Electric	PELE - TL 115KV	RALPHTON to SOMERSET	35500 - Poles And Fixtures	Crossarm	\$815.00	\$647.36	\$167.64
PELE Pennsylvania Electric	PELE - TL 115KV	RALPHTON to SOMERSET	35500 - Poles And Fixtures	Crossarm	\$1,300.53	\$844.22	\$456.31
PELE Pennsylvania Electric	PELE - TL 115KV	RALPHTON to SOMERSET	35500 - Poles And Fixtures	Crossarm	\$3,329.36	\$2,278.31	\$1,051.05
PELE Pennsylvania Electric	PELE - TL 115KV	RALPHTON to SOMERSET	35500 - Poles And Fixtures	Crossarm	\$73,849.40	\$42,966.33	\$30,883.07
PELE Pennsylvania Electric	PELE - TL 115KV	RALPHTON to SOMERSET	35500 - Poles And Fixtures	Wood Pole	\$1,244.77	\$988.73	\$256.04
PELE Pennsylvania Electric	PELE - TL 115KV	RALPHTON to SOMERSET	35500 - Poles And Fixtures	Wood Pole	\$2,373.77	\$1,798.92	\$574.85
PELE Pennsylvania Electric	PELE - TL 115KV	RALPHTON to SOMERSET	35500 - Poles And Fixtures	Wood Pole	\$3,431.06	\$2,227.23	\$1,203.83
PELE Pennsylvania Electric	PELE - TL 115KV	RALPHTON to SOMERSET	35500 - Poles And Fixtures	Wood Pole	\$9,672.86	\$6,619.24	\$3,053.62
PELE Pennsylvania Electric	PELE - TL 115KV	RALPHTON to SOMERSET	35500 - Poles And Fixtures	Wood Pole	\$11,785.82	\$1,092.90	\$10,692.92
PELE Pennsylvania Electric	PELE - TL 115KV	RALPHTON to SOMERSET	35500 - Poles And Fixtures	Wood Pole	\$141,462.80	\$82,304.49	\$59,158.31
		RALPHTON to SOMERSET Total			\$249,827.20	\$142,193.52	\$107,633.68
PELE Pennsylvania Electric	PELE - TL 230KV	RAYSTOWN to LEWISTOWN	35500 - Poles And Fixtures	Crossarm	\$2,400.26	\$260.24	\$2,140.02
PELE Pennsylvania Electric	PELE - TL 230KV	RAYSTOWN to LEWISTOWN	35500 - Poles And Fixtures	Crossarm	\$2,723.08	\$383.28	\$2,339.80
PELE Pennsylvania Electric	PELE - TL 230KV	RAYSTOWN to LEWISTOWN	35500 - Poles And Fixtures	Crossarm	\$6,519.93	\$3,977.10	\$2,542.83
PELE Pennsylvania Electric	PELE - TL 230KV	RAYSTOWN to LEWISTOWN	35500 - Poles And Fixtures	Crossarm	\$98,481.69	\$639.63	\$97,842.06
PELE Pennsylvania Electric	PELE - TL 230KV	RAYSTOWN to LEWISTOWN	35500 - Poles And Fixtures	Steel Pole Fully Dressed	\$50,144.80	\$10,455.24	\$39,689.56
PELE Pennsylvania Electric	PELE - TL 230KV	RAYSTOWN to LEWISTOWN	35500 - Poles And Fixtures	Wood Pole	\$6,519.94	\$3,977.10	\$2,542.84
PELE Pennsylvania Electric	PELE - TL 230KV	RAYSTOWN to LEWISTOWN	35500 - Poles And Fixtures	Wood Pole	\$10,606.18	\$1,149.96	\$9,456.22
PELE Pennsylvania Electric	PELE - TL 230KV	RAYSTOWN to LEWISTOWN	35500 - Poles And Fixtures	Wood Pole	\$12,032.64	\$1,693.65	\$10,338.99
PELE Pennsylvania Electric	PELE - TL 230KV	RAYSTOWN to LEWISTOWN	35500 - Poles And Fixtures	Wood Pole	\$179,602.03	\$1,166.49	\$178,435.54
		RAYSTOWN to LEWISTOWN Total			\$369,030.55	\$23,702.70	\$345,327.85
PELE Pennsylvania Electric	PELE SUBTRANS SUBS	RAYSTOWN TRANS SUB	35500 - Poles And Fixtures	Wood Pole	\$3,035.91	\$792.94	\$2,242.97
		RAYSTOWN TRANS SUB Total			\$3,035.91	\$792.94	\$2,242.97
PELE Pennsylvania Electric	PELE - TL 115KV	REEDS GAP SW STATION to REEDS GAP SUB	35500 - Poles And Fixtures	Crossarm	\$215.02	\$155.84	\$59.18
PELE Pennsylvania Electric	PELE - TL 115KV	REEDS GAP SW STATION to REEDS GAP SUB	35500 - Poles And Fixtures	Crossarm	\$256.64	\$178.39	\$78.25
PELE Pennsylvania Electric	PELE - TL 115KV	REEDS GAP SW STATION to REEDS GAP SUB	35500 - Poles And Fixtures	Crossarm	\$339.87	\$266.39	\$73.48

Company	Major Location	Asset Location	Utility Account	Asset Retirement Unit	Book Cost	Allocated Reserve	Net Book Value
PELE Pennsylvania Electric	PELE - TL 115KV	REEDS GAP SW STATION to REEDS GAP SUB	35500 - Poles And Fixtures	Crossarm	\$2,108.60	\$850.57	\$1,258.03
PELE Pennsylvania Electric	PELE - TL 115KV	REEDS GAP SW STATION to REEDS GAP SUB	35500 - Poles And Fixtures	Crossarm	\$2,934.00	\$714.44	\$2,219.56
PELE Pennsylvania Electric	PELE - TL 115KV	REEDS GAP SW STATION to REEDS GAP SUB	35500 - Poles And Fixtures	Crossarm	\$8,101.45	\$4,941.81	\$3,159.64
PELE Pennsylvania Electric	PELE - TL 115KV	REEDS GAP SW STATION to REEDS GAP SUB	35500 - Poles And Fixtures	Crossarm	\$20,288.30	\$16,449.53	\$3,838.77
PELE Pennsylvania Electric	PELE - TL 115KV	REEDS GAP SW STATION to REEDS GAP SUB	35500 - Poles And Fixtures	Wood Pole	\$262.97	\$190.60	\$72.37
PELE Pennsylvania Electric	PELE - TL 115KV	REEDS GAP SW STATION to REEDS GAP SUB	35500 - Poles And Fixtures	Wood Pole	\$298.37	\$77.93	\$220.44
PELE Pennsylvania Electric	PELE - TL 115KV	REEDS GAP SW STATION to REEDS GAP SUB	35500 - Poles And Fixtures	Wood Pole	\$344.58	\$239.52	\$105.06
PELE Pennsylvania Electric	PELE - TL 115KV	REEDS GAP SW STATION to REEDS GAP SUB	35500 - Poles And Fixtures	Wood Pole	\$499.44	\$391.47	\$107.97
PELE Pennsylvania Electric	PELE - TL 115KV	REEDS GAP SW STATION to REEDS GAP SUB	35500 - Poles And Fixtures	Wood Pole	\$32,831.07	\$26,619.07	\$6,212.00
PELE Pennsylvania Electric	PELE - TL 115KV	REEDS GAP SW STATION to REEDS GAP SUB	35500 - Poles And Fixtures	Wood Pole	\$33,345.41	\$13,450.83	\$19,894.58
PELE Pennsylvania Electric	PELE - TL 115KV	REEDS GAP SW STATION to REEDS GAP SUB	35500 - Poles And Fixtures	Wood Pole	\$35,447.49	\$21,622.65	\$13,824.84
PELE Pennsylvania Electric	PELE - TL 115KV	REEDS GAP SW STATION to REEDS GAP SUB	35500 - Poles And Fixtures	Wood Pole	\$63,251.21	\$15,401.80	\$47,849.41
		REEDS GAP SW STATION to REEDS GAP SUB Total			\$200,524.42	\$101,550.84	\$98,973.58
PELE Pennsylvania Electric	PELE - TL 115KV	ROCKWOOD to MEYERSDALE NORTH	35500 - Poles And Fixtures	Crossarm	(\$1.64)	(\$0.15)	(\$1.49)
PELE Pennsylvania Electric	PELE - TL 115KV	ROCKWOOD to MEYERSDALE NORTH	35500 - Poles And Fixtures	Crossarm	\$80,646.85	\$48,073.76	\$32,573.09
PELE Pennsylvania Electric	PELE - TL 115KV	ROCKWOOD to MEYERSDALE NORTH	35500 - Poles And Fixtures	Non-Unitized	\$60,183.87	\$390.89	\$59,792.98
PELE Pennsylvania Electric	PELE - TL 115KV	ROCKWOOD to MEYERSDALE NORTH	35500 - Poles And Fixtures	Wood Pole	\$97,217.64	\$57,951.64	\$39,266.00
		ROCKWOOD to MEYERSDALE NORTH Total			\$238,046.72	\$106,416.13	\$131,630.59
PELE Pennsylvania Electric	PELE - TL 115KV	ROXBURY to CARLISLE PIKE to GARDNERS	35500 - Poles And Fixtures	Crossarm	\$367.62	\$281.22	\$86.40
PELE Pennsylvania Electric	PELE - TL 115KV	ROXBURY to CARLISLE PIKE to GARDNERS	35500 - Poles And Fixtures	Crossarm	\$1,491.28	\$1,003.69	\$487.59
PELE Pennsylvania Electric	PELE - TL 115KV	ROXBURY to CARLISLE PIKE to GARDNERS	35500 - Poles And Fixtures	Crossarm	\$1,539.83	\$1,070.36	\$469.47
PELE Pennsylvania Electric	PELE - TL 115KV	ROXBURY to CARLISLE PIKE to GARDNERS	35500 - Poles And Fixtures	Crossarm	\$5,160.51	\$2,348.76	\$2,811.75
PELE Pennsylvania Electric	PELE - TL 115KV	ROXBURY to CARLISLE PIKE to GARDNERS	35500 - Poles And Fixtures	Crossarm	\$7,104.67	\$1,855.66	\$5,249.01
PELE Pennsylvania Electric	PELE - TL 115KV	ROXBURY to CARLISLE PIKE to GARDNERS	35500 - Poles And Fixtures	Crossarm	\$31,517.96	\$25,834.27	\$5,683.69
PELE Pennsylvania Electric	PELE - TL 115KV	ROXBURY to CARLISLE PIKE to GARDNERS	35500 - Poles And Fixtures	Steel Pole Fully Dressed	\$4,140.82	\$2,786.93	\$1,353.89
PELE Pennsylvania Electric	PELE - TL 115KV	ROXBURY to CARLISLE PIKE to GARDNERS	35500 - Poles And Fixtures	Wood Pole	\$878.90	\$672.34	\$206.56
PELE Pennsylvania Electric	PELE - TL 115KV	ROXBURY to CARLISLE PIKE to GARDNERS	35500 - Poles And Fixtures	Wood Pole	\$2,070.60	\$1,439.31	\$631.29
PELE Pennsylvania Electric	PELE - TL 115KV	ROXBURY to CARLISLE PIKE to GARDNERS	35500 - Poles And Fixtures	Wood Pole	\$6,424.93	\$4,324.22	\$2,100.71
PELE Pennsylvania Electric	PELE - TL 115KV	ROXBURY to CARLISLE PIKE to GARDNERS	35500 - Poles And Fixtures	Wood Pole	\$7,104.68	\$1,855.66	\$5,249.02
PELE Pennsylvania Electric	PELE - TL 115KV	ROXBURY to CARLISLE PIKE to GARDNERS	35500 - Poles And Fixtures	Wood Pole	\$19,872.22	\$9,044.67	\$10,827.55
PELE Pennsylvania Electric	PELE - TL 115KV	ROXBURY to CARLISLE PIKE to GARDNERS	35500 - Poles And Fixtures	Wood Pole	\$37,978.03	\$31,129.38	\$6,848.65
		ROXBURY to CARLISLE PIKE to GARDNERS Total			\$125,652.05	\$83,646.46	\$42,005.59
PELE Pennsylvania Electric	PELE - TL 138KV(PELE)	ROXBURY to GRANDPOINT to WEST PENN P	35500 - Poles And Fixtures	Crossarm	\$2,621.87	\$871.80	\$1,750.07
PELE Pennsylvania Electric	PELE - TL 138KV(PELE)	ROXBURY to GRANDPOINT to WEST PENN P	35500 - Poles And Fixtures	Crossarm	\$14,857.28	\$5,205.18	\$9,652.10
PELE Pennsylvania Electric	PELE - TL 138KV(PELE)	ROXBURY to GRANDPOINT to WEST PENN P	35500 - Poles And Fixtures	Crossarm	\$15,072.30	\$11,529.96	\$3,542.34
PELE Pennsylvania Electric	PELE - TL 138KV(PELE)	ROXBURY to GRANDPOINT to WEST PENN P	35500 - Poles And Fixtures	Non-Unitized	\$47.49	\$0.31	\$47.18
PELE Pennsylvania Electric	PELE - TL 138KV(PELE)	ROXBURY to GRANDPOINT to WEST PENN P	35500 - Poles And Fixtures	Phase Raiser	\$75,543.49	\$490.65	\$75,052.84
PELE Pennsylvania Electric	PELE - TL 138KV(PELE)	ROXBURY to GRANDPOINT to WEST PENN P	35500 - Poles And Fixtures	Wood Pole	\$132.15	\$36.86	\$95.29
PELE Pennsylvania Electric	PELE - TL 138KV(PELE)	ROXBURY to GRANDPOINT to WEST PENN P	35500 - Poles And Fixtures	Wood Pole	\$6,586.93	\$2,190.24	\$4,396.69
PELE Pennsylvania Electric	PELE - TL 138KV(PELE)	ROXBURY to GRANDPOINT to WEST PENN P	35500 - Poles And Fixtures	Wood Pole	\$28,463.21	\$9,971.95	\$18,491.26
PELE Pennsylvania Electric	PELE - TL 138KV(PELE)	ROXBURY to GRANDPOINT to WEST PENN P	35500 - Poles And Fixtures	Wood Pole	\$44,094.71	\$33,731.41	\$10,363.30
		ROXBURY to GRANDPOINT to WEST PENN P Total			\$187,419.43	\$64,028.35	\$123,391.08
PELE Pennsylvania Electric	PELE - TL 115KV	SAXTON to CURRYVILLE to CLAYSBURG-SU	35500 - Poles And Fixtures	Crossarm	\$45.22	\$35.69	\$9.53
PELE Pennsylvania Electric	PELE - TL 115KV	SAXTON to CURRYVILLE to CLAYSBURG-SU	35500 - Poles And Fixtures	Crossarm	\$93.87	\$69.67	\$24.20
PELE Pennsylvania Electric	PELE - TL 115KV	SAXTON to CURRYVILLE to CLAYSBURG-SU	35500 - Poles And Fixtures	Crossarm	\$284.38	\$228.43	\$55.95
PELE Pennsylvania Electric	PELE - TL 115KV	SAXTON to CURRYVILLE to CLAYSBURG-SU	35500 - Poles And Fixtures	Crossarm	\$1,160.64	\$921.90	\$238.74
PELE Pennsylvania Electric	PELE - TL 115KV	SAXTON to CURRYVILLE to CLAYSBURG-SU	35500 - Poles And Fixtures	Crossarm	\$2,207.86	\$1,004.89	\$1,202.97
PELE Pennsylvania Electric	PELE - TL 115KV	SAXTON to CURRYVILLE to CLAYSBURG-SU	35500 - Poles And Fixtures	Crossarm	\$2,698.17	\$848.99	\$1,849.18
PELE Pennsylvania Electric	PELE - TL 115KV	SAXTON to CURRYVILLE to CLAYSBURG-SU	35500 - Poles And Fixtures	Crossarm	\$2,913.19	\$2,137.45	\$775.74
PELE Pennsylvania Electric	PELE - TL 115KV	SAXTON to CURRYVILLE to CLAYSBURG-SU	35500 - Poles And Fixtures	Crossarm	\$4,161.70	\$2,752.20	\$1,409.50
PELE Pennsylvania Electric	PELE - TL 115KV	SAXTON to CURRYVILLE to CLAYSBURG-SU	35500 - Poles And Fixtures	Wood Pole	\$45.23	\$35.70	\$9.53
PELE Pennsylvania Electric	PELE - TL 115KV	SAXTON to CURRYVILLE to CLAYSBURG-SU	35500 - Poles And Fixtures	Wood Pole	\$93.87	\$69.67	\$24.20
PELE Pennsylvania Electric	PELE - TL 115KV	SAXTON to CURRYVILLE to CLAYSBURG-SU	35500 - Poles And Fixtures	Wood Pole	\$251.77	\$139.00	\$112.77
PELE Pennsylvania Electric	PELE - TL 115KV	SAXTON to CURRYVILLE to CLAYSBURG-SU	35500 - Poles And Fixtures	Wood Pole	\$551.73	\$450.76	\$100.97

Company	Major Location	Asset Location	Utility Account	Asset Retirement Unit	Book Cost	Allocated Reserve	Net Book Value
PELE Pennsylvania Electric	PELE - TL 115KV	SAXTON to CURRYVILLE to CLAYSBURG-SU	35500 - Poles And Fixtures	Wood Pole	\$786.12	\$275.42	\$510.70
PELE Pennsylvania Electric	PELE - TL 115KV	SAXTON to CURRYVILLE to CLAYSBURG-SU	35500 - Poles And Fixtures	Wood Pole	\$1,092.66	\$877.53	\$214.93
PELE Pennsylvania Electric	PELE - TL 115KV	SAXTON to CURRYVILLE to CLAYSBURG-SU	35500 - Poles And Fixtures	Wood Pole	\$1,160.65	\$921.91	\$238.74
PELE Pennsylvania Electric	PELE - TL 115KV	SAXTON to CURRYVILLE to CLAYSBURG-SU	35500 - Poles And Fixtures	Wood Pole	\$2,207.87	\$1,004.89	\$1,202.98
PELE Pennsylvania Electric	PELE - TL 115KV	SAXTON to CURRYVILLE to CLAYSBURG-SU	35500 - Poles And Fixtures	Wood Pole	\$2,468.18	\$1,920.14	\$548.04
PELE Pennsylvania Electric	PELE - TL 115KV	SAXTON to CURRYVILLE to CLAYSBURG-SU	35500 - Poles And Fixtures	Wood Pole	\$5,127.92	\$1,613.52	\$3,514.40
PELE Pennsylvania Electric	PELE - TL 115KV	SAXTON to CURRYVILLE to CLAYSBURG-SU	35500 - Poles And Fixtures	Wood Pole	\$11,461.27	\$7,579.52	\$3,881.75
PELE Pennsylvania Electric	PELE - TL 115KV	SAXTON to CURRYVILLE to CLAYSBURG-SU	35500 - Poles And Fixtures	Wood Pole	\$23,461.04	\$17,213.69	\$6,247.35
		SAXTON to CURRYVILLE to CLAYSBURG-SU Total			\$62,273.14	\$40,100.98	\$22,172.16
PELE Pennsylvania Electric	PELE - TL 115KV	SAXTON to SHADE GAP to REEDS GAP to LEW	35500 - Poles And Fixtures	Crossarm	\$187.28	\$141.93	\$45.35
PELE Pennsylvania Electric	PELE - TL 115KV	SAXTON to SHADE GAP to REEDS GAP to LEW	35500 - Poles And Fixtures	Crossarm	\$884.36	\$688.00	\$196.36
PELE Pennsylvania Electric	PELE - TL 115KV	SAXTON to SHADE GAP to REEDS GAP to LEW	35500 - Poles And Fixtures	Crossarm	\$1,154.87	\$445.56	\$709.31
PELE Pennsylvania Electric	PELE - TL 115KV	SAXTON to SHADE GAP to REEDS GAP to LEW	35500 - Poles And Fixtures	Crossarm	\$2,299.34	\$1,864.28	\$435.06
PELE Pennsylvania Electric	PELE - TL 115KV	SAXTON to SHADE GAP to REEDS GAP to LEW	35500 - Poles And Fixtures	Crossarm	\$7,310.72	\$5,298.54	\$2,012.18
PELE Pennsylvania Electric	PELE - TL 115KV	SAXTON to SHADE GAP to REEDS GAP to LEW	35500 - Poles And Fixtures	Crossarm	\$11,087.02	\$1,028.11	\$10,058.91
PELE Pennsylvania Electric	PELE - TL 115KV	SAXTON to SHADE GAP to REEDS GAP to LEW	35500 - Poles And Fixtures	Crossarm	\$17,254.14	\$2,428.60	\$14,825.54
PELE Pennsylvania Electric	PELE - TL 115KV	SAXTON to SHADE GAP to REEDS GAP to LEW	35500 - Poles And Fixtures	Crossarm	\$40,268.59	\$4,366.10	\$35,902.49
PELE Pennsylvania Electric	PELE - TL 115KV	SAXTON to SHADE GAP to REEDS GAP to LEW	35500 - Poles And Fixtures	Non-Unitized	(\$5.41)	(\$0.26)	(\$5.15)
PELE Pennsylvania Electric	PELE - TL 115KV	SAXTON to SHADE GAP to REEDS GAP to LEW	35500 - Poles And Fixtures	Non-Unitized	(\$0.08)	\$0.00	(\$0.08)
PELE Pennsylvania Electric	PELE - TL 115KV	SAXTON to SHADE GAP to REEDS GAP to LEW	35500 - Poles And Fixtures	Wood Pole	\$364.12	\$253.11	\$111.01
PELE Pennsylvania Electric	PELE - TL 115KV	SAXTON to SHADE GAP to REEDS GAP to LEW	35500 - Poles And Fixtures	Wood Pole	\$898.24	\$680.72	\$217.52
PELE Pennsylvania Electric	PELE - TL 115KV	SAXTON to SHADE GAP to REEDS GAP to LEW	35500 - Poles And Fixtures	Wood Pole	\$3,034.33	\$1,116.99	\$1,917.34
PELE Pennsylvania Electric	PELE - TL 115KV	SAXTON to SHADE GAP to REEDS GAP to LEW	35500 - Poles And Fixtures	Wood Pole	\$4,009.79	\$3,119.45	\$890.34
PELE Pennsylvania Electric	PELE - TL 115KV	SAXTON to SHADE GAP to REEDS GAP to LEW	35500 - Poles And Fixtures	Wood Pole	\$8,353.59	\$3,222.86	\$5,130.73
PELE Pennsylvania Electric	PELE - TL 115KV	SAXTON to SHADE GAP to REEDS GAP to LEW	35500 - Poles And Fixtures	Wood Pole	\$10,297.57	\$8,349.16	\$1,948.41
PELE Pennsylvania Electric	PELE - TL 115KV	SAXTON to SHADE GAP to REEDS GAP to LEW	35500 - Poles And Fixtures	Wood Pole	\$15,062.29	\$10,916.60	\$4,145.69
		SAXTON to SHADE GAP to REEDS GAP to LEW Total			\$122,460.76	\$43,919.72	\$78,541.04
PELE Pennsylvania Electric	PELE - TL 115KV	SAXTON to SNAKE SPRING	35500 - Poles And Fixtures	Crossarm	\$1,323.29	\$392.74	\$930.55
PELE Pennsylvania Electric	PELE - TL 115KV	SAXTON to SNAKE SPRING	35500 - Poles And Fixtures	Crossarm	\$1,887.31	\$1,151.24	\$736.07
PELE Pennsylvania Electric	PELE - TL 115KV	SAXTON to SNAKE SPRING	35500 - Poles And Fixtures	Crossarm	\$3,512.36	\$1,105.18	\$2,407.18
PELE Pennsylvania Electric	PELE - TL 115KV	SAXTON to SNAKE SPRING	35500 - Poles And Fixtures	Crossarm	\$42,543.00	\$33,792.15	\$8,750.85
PELE Pennsylvania Electric	PELE - TL 115KV	SAXTON to SNAKE SPRING	35500 - Poles And Fixtures	Wood Pole	\$3.32	\$1.97	\$1.35
PELE Pennsylvania Electric	PELE - TL 115KV	SAXTON to SNAKE SPRING	35500 - Poles And Fixtures	Wood Pole	\$736.22	\$557.94	\$178.28
PELE Pennsylvania Electric	PELE - TL 115KV	SAXTON to SNAKE SPRING	35500 - Poles And Fixtures	Wood Pole	\$1,323.29	\$392.74	\$930.55
PELE Pennsylvania Electric	PELE - TL 115KV	SAXTON to SNAKE SPRING	35500 - Poles And Fixtures	Wood Pole	\$1,887.31	\$1,151.24	\$736.07
PELE Pennsylvania Electric	PELE - TL 115KV	SAXTON to SNAKE SPRING	35500 - Poles And Fixtures	Wood Pole	\$3,512.36	\$1,105.18	\$2,407.18
PELE Pennsylvania Electric	PELE - TL 115KV	SAXTON to SNAKE SPRING	35500 - Poles And Fixtures	Wood Pole	\$33,881.00	\$2,621.68	\$31,259.32
PELE Pennsylvania Electric	PELE - TL 115KV	SAXTON to SNAKE SPRING	35500 - Poles And Fixtures	Wood Pole	\$60,850.92	\$48,334.23	\$12,516.69
		SAXTON to SNAKE SPRING Total			\$151,460.38	\$90,606.29	\$60,854.09
PELE Pennsylvania Electric	PELE - TL 115KV	SEWARD to CONEMAUGH	35500 - Poles And Fixtures	Crossarm	\$1,276.26	\$723.81	\$552.45
PELE Pennsylvania Electric	PELE - TL 115KV	SEWARD to CONEMAUGH	35500 - Poles And Fixtures	Crossarm	\$7,185.87	\$4,995.01	\$2,190.86
PELE Pennsylvania Electric	PELE - TL 115KV	SEWARD to CONEMAUGH	35500 - Poles And Fixtures	Steel Pole Fully Dressed	\$19,219.71	\$13,359.91	\$5,859.80
PELE Pennsylvania Electric	PELE - TL 115KV	SEWARD to CONEMAUGH	35500 - Poles And Fixtures	Wood Pole	\$3,697.93	\$2,097.23	\$1,600.70
PELE Pennsylvania Electric	PELE - TL 115KV	SEWARD to CONEMAUGH	35500 - Poles And Fixtures	Wood Pole	\$45,434.85	\$31,582.44	\$13,852.41
		SEWARD to CONEMAUGH Total			\$76,814.62	\$52,758.39	\$24,056.23
PELE Pennsylvania Electric	PELE - TL 115KV	SEWARD to COOPER to PROSPECT to HILLTOP	35500 - Poles And Fixtures	Crossarm	\$183.81	\$140.61	\$43.20
PELE Pennsylvania Electric	PELE - TL 115KV	SEWARD to COOPER to PROSPECT to HILLTOP	35500 - Poles And Fixtures	Crossarm	\$1,141.00	\$906.31	\$234.69
PELE Pennsylvania Electric	PELE - TL 115KV	SEWARD to COOPER to PROSPECT to HILLTOP	35500 - Poles And Fixtures	Crossarm	\$1,414.98	\$1,091.91	\$323.07
PELE Pennsylvania Electric	PELE - TL 115KV	SEWARD to COOPER to PROSPECT to HILLTOP	35500 - Poles And Fixtures	Crossarm	\$1,498.21	\$1,245.79	\$252.42
PELE Pennsylvania Electric	PELE - TL 115KV	SEWARD to COOPER to PROSPECT to HILLTOP	35500 - Poles And Fixtures	Crossarm	\$1,527.25	\$426.04	\$1,101.21
PELE Pennsylvania Electric	PELE - TL 115KV	SEWARD to COOPER to PROSPECT to HILLTOP	35500 - Poles And Fixtures	Crossarm	\$3,079.66	\$2,140.71	\$938.95
PELE Pennsylvania Electric	PELE - TL 115KV	SEWARD to COOPER to PROSPECT to HILLTOP	35500 - Poles And Fixtures	Crossarm	\$28,466.04	\$15,277.68	\$13,188.36
PELE Pennsylvania Electric	PELE - TL 115KV	SEWARD to COOPER to PROSPECT to HILLTOP	35500 - Poles And Fixtures	Crossarm	\$121,272.00	\$55,195.91	\$66,076.09
PELE Pennsylvania Electric	PELE - TL 115KV	SEWARD to COOPER to PROSPECT to HILLTOP	35500 - Poles And Fixtures	Wood Pole	\$1,527.25	\$426.04	\$1,101.21

Company	Major Location	Asset Location	Utility Account	Asset Retirement Unit	Book Cost	Allocated Reserve	Net Book Value
PELE Pennsylvania Electric	PELE - TL 115KV	SEWARD to COOPER to PROSPECT to HILLTOP	35500 - Poles And Fixtures	Wood Pole	\$2,162.12	\$1,653.97	\$508.15
PELE Pennsylvania Electric	PELE - TL 115KV	SEWARD to COOPER to PROSPECT to HILLTOP	35500 - Poles And Fixtures	Wood Pole	\$5,886.39	\$4,542.41	\$1,343.98
PELE Pennsylvania Electric	PELE - TL 115KV	SEWARD to COOPER to PROSPECT to HILLTOP	35500 - Poles And Fixtures	Wood Pole	\$14,604.98	\$11,600.82	\$3,004.16
PELE Pennsylvania Electric	PELE - TL 115KV	SEWARD to COOPER to PROSPECT to HILLTOP	35500 - Poles And Fixtures	Wood Pole	\$16,925.62	\$11,765.25	\$5,160.37
PELE Pennsylvania Electric	PELE - TL 115KV	SEWARD to COOPER to PROSPECT to HILLTOP	35500 - Poles And Fixtures	Wood Pole	\$33,720.77	\$28,039.44	\$5,681.33
PELE Pennsylvania Electric	PELE - TL 115KV	SEWARD to COOPER to PROSPECT to HILLTOP	35500 - Poles And Fixtures	Wood Pole	\$130,355.66	\$69,961.65	\$60,394.01
PELE Pennsylvania Electric	PELE - TL 115KV	SEWARD to COOPER to PROSPECT to HILLTOP	35500 - Poles And Fixtures	Wood Pole	\$512,944.48	\$233,462.27	\$279,482.21
		SEWARD to COOPER to PROSPECT to HILLTOP Total			\$876,710.22	\$437,876.80	\$438,833.42
PELE Pennsylvania Electric	PELE - TL 115KV	SEWARD to FLORENCE to BLAIRSVILLE EAST	35500 - Poles And Fixtures	Crossarm	\$121.38	\$99.17	\$22.21
PELE Pennsylvania Electric	PELE - TL 115KV	SEWARD to FLORENCE to BLAIRSVILLE EAST	35500 - Poles And Fixtures	Crossarm	\$6,143.91	\$1,604.72	\$4,539.19
PELE Pennsylvania Electric	PELE - TL 115KV	SEWARD to FLORENCE to BLAIRSVILLE EAST	35500 - Poles And Fixtures	Crossarm	\$6,672.60	\$4,638.23	\$2,034.37
PELE Pennsylvania Electric	PELE - TL 115KV	SEWARD to FLORENCE to BLAIRSVILLE EAST	35500 - Poles And Fixtures	Crossarm	\$12,493.81	\$10,035.80	\$2,458.01
PELE Pennsylvania Electric	PELE - TL 115KV	SEWARD to FLORENCE to BLAIRSVILLE EAST	35500 - Poles And Fixtures	Crossarm	\$15,807.53	\$12,092.39	\$3,715.14
PELE Pennsylvania Electric	PELE - TL 115KV	SEWARD to FLORENCE to BLAIRSVILLE EAST	35500 - Poles And Fixtures	Crossarm	\$22,222.77	\$12,268.97	\$9,953.80
PELE Pennsylvania Electric	PELE - TL 115KV	SEWARD to FLORENCE to BLAIRSVILLE EAST	35500 - Poles And Fixtures	Wood Pole	\$221.10	\$180.64	\$40.46
PELE Pennsylvania Electric	PELE - TL 115KV	SEWARD to FLORENCE to BLAIRSVILLE EAST	35500 - Poles And Fixtures	Wood Pole	\$726.49	\$728.82	\$147.67
PELE Pennsylvania Electric	PELE - TL 115KV	SEWARD to FLORENCE to BLAIRSVILLE EAST	35500 - Poles And Fixtures	Wood Pole	\$6,143.92	\$1,604.72	\$4,539.20
PELE Pennsylvania Electric	PELE - TL 115KV	SEWARD to FLORENCE to BLAIRSVILLE EAST	35500 - Poles And Fixtures	Wood Pole	\$10,906.08	\$1,011.32	\$9,894.76
PELE Pennsylvania Electric	PELE - TL 115KV	SEWARD to FLORENCE to BLAIRSVILLE EAST	35500 - Poles And Fixtures	Wood Pole	\$12,493.82	\$10,035.81	\$2,458.01
PELE Pennsylvania Electric	PELE - TL 115KV	SEWARD to FLORENCE to BLAIRSVILLE EAST	35500 - Poles And Fixtures	Wood Pole	\$13,792.08	\$9,587.07	\$4,205.01
PELE Pennsylvania Electric	PELE - TL 115KV	SEWARD to FLORENCE to BLAIRSVILLE EAST	35500 - Poles And Fixtures	Wood Pole	\$22,222.78	\$12,268.98	\$9,953.80
PELE Pennsylvania Electric	PELE - TL 115KV	SEWARD to FLORENCE to BLAIRSVILLE EAST	35500 - Poles And Fixtures	Wood Pole	\$62,379.83	\$47,719.09	\$14,660.74
		SEWARD to FLORENCE to BLAIRSVILLE EAST Total			\$192,498.10	\$123,875.73	\$68,622.37
PELE Pennsylvania Electric	PELE - TL 115KV	SEWARD to GLORY	35500 - Poles And Fixtures	Crossarm	\$520.71	\$310.40	\$210.31
PELE Pennsylvania Electric	PELE - TL 115KV	SEWARD to GLORY	35500 - Poles And Fixtures	Crossarm	\$1,220.77	\$449.38	\$771.39
PELE Pennsylvania Electric	PELE - TL 115KV	SEWARD to GLORY	35500 - Poles And Fixtures	Crossarm	\$238,514.09	\$104,486.78	\$134,027.31
PELE Pennsylvania Electric	PELE - TL 115KV	SEWARD to GLORY	35500 - Poles And Fixtures	Non-Unitized	\$98,612.91	\$640.48	\$97,972.43
PELE Pennsylvania Electric	PELE - TL 115KV	SEWARD to GLORY	35500 - Poles And Fixtures	Steel Pole Fully Dressed	\$23,323.16	\$10,217.27	\$13,105.89
PELE Pennsylvania Electric	PELE - TL 115KV	SEWARD to GLORY	35500 - Poles And Fixtures	Wood Pole	\$520.72	\$310.40	\$210.32
PELE Pennsylvania Electric	PELE - TL 115KV	SEWARD to GLORY	35500 - Poles And Fixtures	Wood Pole	\$29,440.19	\$10,837.44	\$18,602.75
PELE Pennsylvania Electric	PELE - TL 115KV	SEWARD to GLORY	35500 - Poles And Fixtures	Wood Pole	\$429,306.33	\$188,067.88	\$241,238.45
		SEWARD to GLORY Total			\$821,458.88	\$315,320.04	\$506,138.84
PELE Pennsylvania Electric	PELE - TL 115KV	SEWARD to JACKSON ROAD to WILMORE JC	35500 - Poles And Fixtures	Crossarm	\$187.27	\$155.72	\$31.55
PELE Pennsylvania Electric	PELE - TL 115KV	SEWARD to JACKSON ROAD to WILMORE JC	35500 - Poles And Fixtures	Crossarm	\$521.70	\$318.24	\$203.46
PELE Pennsylvania Electric	PELE - TL 115KV	SEWARD to JACKSON ROAD to WILMORE JC	35500 - Poles And Fixtures	Crossarm	\$707.40	\$390.55	\$316.85
PELE Pennsylvania Electric	PELE - TL 115KV	SEWARD to JACKSON ROAD to WILMORE JC	35500 - Poles And Fixtures	Crossarm	\$762.98	\$572.42	\$190.56
PELE Pennsylvania Electric	PELE - TL 115KV	SEWARD to JACKSON ROAD to WILMORE JC	35500 - Poles And Fixtures	Crossarm	\$1,942.13	\$1,329.02	\$613.11
PELE Pennsylvania Electric	PELE - TL 115KV	SEWARD to JACKSON ROAD to WILMORE JC	35500 - Poles And Fixtures	Crossarm	\$69,275.00	\$34,978.76	\$34,296.24
PELE Pennsylvania Electric	PELE - TL 115KV	SEWARD to JACKSON ROAD to WILMORE JC	35500 - Poles And Fixtures	Crossarm	\$77,320.96	\$36,494.71	\$40,826.25
PELE Pennsylvania Electric	PELE - TL 115KV	SEWARD to JACKSON ROAD to WILMORE JC	35500 - Poles And Fixtures	Crossarm	\$105,929.19	\$60,076.44	\$45,852.75
PELE Pennsylvania Electric	PELE - TL 115KV	SEWARD to JACKSON ROAD to WILMORE JC	35500 - Poles And Fixtures	Wood Pole	\$88.83	\$31.12	\$57.71
PELE Pennsylvania Electric	PELE - TL 115KV	SEWARD to JACKSON ROAD to WILMORE JC	35500 - Poles And Fixtures	Wood Pole	\$521.71	\$318.24	\$203.47
PELE Pennsylvania Electric	PELE - TL 115KV	SEWARD to JACKSON ROAD to WILMORE JC	35500 - Poles And Fixtures	Wood Pole	\$681.09	\$566.34	\$114.75
PELE Pennsylvania Electric	PELE - TL 115KV	SEWARD to JACKSON ROAD to WILMORE JC	35500 - Poles And Fixtures	Wood Pole	\$707.40	\$390.55	\$316.85
PELE Pennsylvania Electric	PELE - TL 115KV	SEWARD to JACKSON ROAD to WILMORE JC	35500 - Poles And Fixtures	Wood Pole	\$1,098.50	\$824.15	\$274.35
PELE Pennsylvania Electric	PELE - TL 115KV	SEWARD to JACKSON ROAD to WILMORE JC	35500 - Poles And Fixtures	Wood Pole	\$6,253.85	\$4,279.57	\$1,974.28
PELE Pennsylvania Electric	PELE - TL 115KV	SEWARD to JACKSON ROAD to WILMORE JC	35500 - Poles And Fixtures	Wood Pole	\$11,038.84	\$1,023.64	\$10,015.20
PELE Pennsylvania Electric	PELE - TL 115KV	SEWARD to JACKSON ROAD to WILMORE JC	35500 - Poles And Fixtures	Wood Pole	\$106,257.51	\$50,152.47	\$56,105.04
PELE Pennsylvania Electric	PELE - TL 115KV	SEWARD to JACKSON ROAD to WILMORE JC	35500 - Poles And Fixtures	Wood Pole	\$127,294.12	\$64,274.13	\$63,019.99
PELE Pennsylvania Electric	PELE - TL 115KV	SEWARD to JACKSON ROAD to WILMORE JC	35500 - Poles And Fixtures	Wood Pole	\$203,001.23	\$115,129.65	\$87,871.58
		SEWARD to JACKSON ROAD to WILMORE JC Total			\$713,589.71	\$371,305.70	\$342,284.01
PELE Pennsylvania Electric	PELE - TL 230KV	SEWARD to JOHNSTOWN	35500 - Poles And Fixtures	Crossarm	\$3,254.54	\$2,387.90	\$866.64
PELE Pennsylvania Electric	PELE - TL 230KV	SEWARD to JOHNSTOWN	35500 - Poles And Fixtures	Crossarm	\$4,737.09	\$2,156.05	\$2,581.04
PELE Pennsylvania Electric	PELE - TL 230KV	SEWARD to JOHNSTOWN	35500 - Poles And Fixtures	Crossarm	\$9,135.55	\$847.14	\$8,288.41

Company	Major Location	Asset Location	Utility Account	Asset Retirement Unit	Book Cost	Allocated Reserve	Net Book Value
PELE Pennsylvania Electric	PELE - TL 230KV	SEWARD to JOHNSTOWN	35500 - Poles And Fixtures	Crossarm	\$17,801.89	\$12,374.35	\$5,427.54
PELE Pennsylvania Electric	PELE - TL 230KV	SEWARD to JOHNSTOWN	35500 - Poles And Fixtures	Crossarm	\$64,916.24	\$49,659.38	\$15,256.86
PELE Pennsylvania Electric	PELE - TL 230KV	SEWARD to JOHNSTOWN	35500 - Poles And Fixtures	Steel Pole Fully Dressed	\$5,080.85	\$3,886.73	\$1,194.12
PELE Pennsylvania Electric	PELE - TL 230KV	SEWARD to JOHNSTOWN	35500 - Poles And Fixtures	Wood Pole	\$3,254.54	\$2,387.90	\$866.64
PELE Pennsylvania Electric	PELE - TL 230KV	SEWARD to JOHNSTOWN	35500 - Poles And Fixtures	Wood Pole	\$5,010.09	\$2,280.30	\$2,729.79
PELE Pennsylvania Electric	PELE - TL 230KV	SEWARD to JOHNSTOWN	35500 - Poles And Fixtures	Wood Pole	\$17,801.89	\$12,374.35	\$5,427.54
PELE Pennsylvania Electric	PELE - TL 230KV	SEWARD to JOHNSTOWN	35500 - Poles And Fixtures	Wood Pole	\$64,916.25	\$49,659.39	\$15,256.86
		SEWARD to JOHNSTOWN Total			\$195,908.93	\$138,013.51	\$57,895.42
PELE Pennsylvania Electric	PELE - TL 115KV	SHADE GAP to HILL VALLEY	35500 - Poles And Fixtures	Crossarm	\$361.19	\$94.34	\$266.85
PELE Pennsylvania Electric	PELE - TL 115KV	SHADE GAP to HILL VALLEY	35500 - Poles And Fixtures	Crossarm	\$624.26	\$458.03	\$166.23
PELE Pennsylvania Electric	PELE - TL 115KV	SHADE GAP to HILL VALLEY	35500 - Poles And Fixtures	Crossarm	\$38,735.04	\$29,891.04	\$8,844.00
PELE Pennsylvania Electric	PELE - TL 115KV	SHADE GAP to HILL VALLEY	35500 - Poles And Fixtures	Wood Pole	\$361.19	\$94.34	\$266.85
PELE Pennsylvania Electric	PELE - TL 115KV	SHADE GAP to HILL VALLEY	35500 - Poles And Fixtures	Wood Pole	\$848.50	\$622.56	\$225.94
PELE Pennsylvania Electric	PELE - TL 115KV	SHADE GAP to HILL VALLEY	35500 - Poles And Fixtures	Wood Pole	\$93,055.56	\$71,809.08	\$21,246.48
		SHADE GAP to HILL VALLEY Total			\$133,985.74	\$102,969.37	\$31,016.37
PELE Pennsylvania Electric	PELE - TL 115KV	SHADE GAP to ROXBURY	35500 - Poles And Fixtures	Crossarm	\$270.51	\$219.32	\$51.19
PELE Pennsylvania Electric	PELE - TL 115KV	SHADE GAP to ROXBURY	35500 - Poles And Fixtures	Crossarm	\$367.62	\$281.22	\$86.40
PELE Pennsylvania Electric	PELE - TL 115KV	SHADE GAP to ROXBURY	35500 - Poles And Fixtures	Crossarm	\$513.28	\$356.79	\$156.49
PELE Pennsylvania Electric	PELE - TL 115KV	SHADE GAP to ROXBURY	35500 - Poles And Fixtures	Crossarm	\$560.64	\$146.44	\$414.20
PELE Pennsylvania Electric	PELE - TL 115KV	SHADE GAP to ROXBURY	35500 - Poles And Fixtures	Crossarm	\$679.74	\$532.79	\$146.95
PELE Pennsylvania Electric	PELE - TL 115KV	SHADE GAP to ROXBURY	35500 - Poles And Fixtures	Crossarm	\$832.34	\$406.67	\$425.67
PELE Pennsylvania Electric	PELE - TL 115KV	SHADE GAP to ROXBURY	35500 - Poles And Fixtures	Crossarm	\$4,342.60	\$336.03	\$4,006.57
PELE Pennsylvania Electric	PELE - TL 115KV	SHADE GAP to ROXBURY	35500 - Poles And Fixtures	Crossarm	\$4,991.62	\$1,040.76	\$3,950.86
PELE Pennsylvania Electric	PELE - TL 115KV	SHADE GAP to ROXBURY	35500 - Poles And Fixtures	Crossarm	\$6,325.79	\$2,551.69	\$3,774.10
PELE Pennsylvania Electric	PELE - TL 115KV	SHADE GAP to ROXBURY	35500 - Poles And Fixtures	Crossarm	\$26,433.74	\$21,518.55	\$4,915.19
PELE Pennsylvania Electric	PELE - TL 115KV	SHADE GAP to ROXBURY	35500 - Poles And Fixtures	Wood Pole	\$423.70	\$338.53	\$85.17
PELE Pennsylvania Electric	PELE - TL 115KV	SHADE GAP to ROXBURY	35500 - Poles And Fixtures	Wood Pole	\$519.23	\$420.99	\$98.24
PELE Pennsylvania Electric	PELE - TL 115KV	SHADE GAP to ROXBURY	35500 - Poles And Fixtures	Wood Pole	\$560.64	\$146.44	\$414.20
PELE Pennsylvania Electric	PELE - TL 115KV	SHADE GAP to ROXBURY	35500 - Poles And Fixtures	Wood Pole	\$737.27	\$577.88	\$159.39
PELE Pennsylvania Electric	PELE - TL 115KV	SHADE GAP to ROXBURY	35500 - Poles And Fixtures	Wood Pole	\$1,322.11	\$1,011.39	\$310.72
PELE Pennsylvania Electric	PELE - TL 115KV	SHADE GAP to ROXBURY	35500 - Poles And Fixtures	Wood Pole	\$4,991.62	\$1,040.76	\$3,950.86
PELE Pennsylvania Electric	PELE - TL 115KV	SHADE GAP to ROXBURY	35500 - Poles And Fixtures	Wood Pole	\$5,505.78	\$2,690.07	\$2,815.71
PELE Pennsylvania Electric	PELE - TL 115KV	SHADE GAP to ROXBURY	35500 - Poles And Fixtures	Wood Pole	\$7,656.01	\$5,321.80	\$2,334.21
PELE Pennsylvania Electric	PELE - TL 115KV	SHADE GAP to ROXBURY	35500 - Poles And Fixtures	Wood Pole	\$22,587.32	\$1,747.78	\$20,839.54
PELE Pennsylvania Electric	PELE - TL 115KV	SHADE GAP to ROXBURY	35500 - Poles And Fixtures	Wood Pole	\$29,376.72	\$11,849.94	\$17,526.78
PELE Pennsylvania Electric	PELE - TL 115KV	SHADE GAP to ROXBURY	35500 - Poles And Fixtures	Wood Pole	\$63,833.48	\$51,964.03	\$11,869.45
		SHADE GAP to ROXBURY Total			\$182,831.76	\$104,499.86	\$78,331.90
PELE Pennsylvania Electric	PELE - TL 115KV	SHAWVILLE to DUBOIS	35500 - Poles And Fixtures	Crossarm	\$42,125.45	\$3,259.62	\$38,865.83
PELE Pennsylvania Electric	PELE - TL 115KV	SHAWVILLE to DUBOIS	35500 - Poles And Fixtures	Crossarm	\$115,588.61	\$7,211.99	\$108,376.62
PELE Pennsylvania Electric	PELE - TL 115KV	SHAWVILLE to DUBOIS	35500 - Poles And Fixtures	Wood Pole	\$406,883.34	\$25,386.91	\$381,496.43
PELE Pennsylvania Electric	PELE - TL 115KV	SHAWVILLE to DUBOIS	35500 - Poles And Fixtures	Wood Pole	\$457,502.61	\$35,401.10	\$422,101.51
		SHAWVILLE to DUBOIS Total			\$1,022,100.01	\$71,259.63	\$950,840.38
PELE Pennsylvania Electric	PELE - TL 230KV	SHAWVILLE to EAST TOWANDA	35500 - Poles And Fixtures	Crossarm	\$884.40	\$29.72	\$854.68
PELE Pennsylvania Electric	PELE - TL 230KV	SHAWVILLE to EAST TOWANDA	35500 - Poles And Fixtures	Crossarm	\$3,234.04	\$2,213.08	\$1,020.96
PELE Pennsylvania Electric	PELE - TL 230KV	SHAWVILLE to EAST TOWANDA	35500 - Poles And Fixtures	Crossarm	\$3,256.87	\$2,329.78	\$927.09
PELE Pennsylvania Electric	PELE - TL 230KV	SHAWVILLE to EAST TOWANDA	35500 - Poles And Fixtures	Crossarm	\$3,476.60	\$2,339.89	\$1,136.71
PELE Pennsylvania Electric	PELE - TL 230KV	SHAWVILLE to EAST TOWANDA	35500 - Poles And Fixtures	Crossarm	\$3,573.61	\$1,441.51	\$2,132.10
PELE Pennsylvania Electric	PELE - TL 230KV	SHAWVILLE to EAST TOWANDA	35500 - Poles And Fixtures	Crossarm	\$7,197.21	\$4,487.24	\$2,709.97
PELE Pennsylvania Electric	PELE - TL 230KV	SHAWVILLE to EAST TOWANDA	35500 - Poles And Fixtures	Crossarm	\$11,951.24	\$9,057.06	\$2,894.18
PELE Pennsylvania Electric	PELE - TL 230KV	SHAWVILLE to EAST TOWANDA	35500 - Poles And Fixtures	Crossarm	\$22,143.20	\$11,180.68	\$10,962.52
PELE Pennsylvania Electric	PELE - TL 230KV	SHAWVILLE to EAST TOWANDA	35500 - Poles And Fixtures	Crossarm	\$57,182.81	\$19,013.98	\$38,168.83
PELE Pennsylvania Electric	PELE - TL 230KV	SHAWVILLE to EAST TOWANDA	35500 - Poles And Fixtures	Crossarm	\$75,764.29	\$492.08	\$75,272.21
PELE Pennsylvania Electric	PELE - TL 230KV	SHAWVILLE to EAST TOWANDA	35500 - Poles And Fixtures	Crossarm	\$121,310.63	\$31,684.92	\$89,625.71
PELE Pennsylvania Electric	PELE - TL 230KV	SHAWVILLE to EAST TOWANDA	35500 - Poles And Fixtures	Crossarm	\$128,326.50	\$62,699.12	\$65,627.38

Company	Major Location	Asset Location	Utility Account	Asset Retirement Unit	Book Cost	Allocated Reserve	Net Book Value
PELE Pennsylvania Electric	PELE - TL 230KV	SHAWVILLE to EAST TOWANDA	35500 - Poles And Fixtures	Crossarm	\$355,282.55	\$280,410.67	\$74,871.88
PELE Pennsylvania Electric	PELE - TL 230KV	SHAWVILLE to EAST TOWANDA	35500 - Poles And Fixtures	Crossarm	\$449,256.17	\$352,131.50	\$97,124.67
PELE Pennsylvania Electric	PELE - TL 230KV	SHAWVILLE to EAST TOWANDA	35500 - Poles And Fixtures	Non-Unitized	\$8,208.22	\$53.31	\$8,154.91
PELE Pennsylvania Electric	PELE - TL 230KV	SHAWVILLE to EAST TOWANDA	35500 - Poles And Fixtures	Non-Unitized	\$116,258.29	\$3,906.04	\$112,352.25
PELE Pennsylvania Electric	PELE - TL 230KV	SHAWVILLE to EAST TOWANDA	35500 - Poles And Fixtures	Wood Pole	\$45.48	\$13.50	\$31.98
PELE Pennsylvania Electric	PELE - TL 230KV	SHAWVILLE to EAST TOWANDA	35500 - Poles And Fixtures	Wood Pole	\$155.16	\$54.36	\$100.80
PELE Pennsylvania Electric	PELE - TL 230KV	SHAWVILLE to EAST TOWANDA	35500 - Poles And Fixtures	Wood Pole	\$3,256.87	\$2,329.78	\$927.09
PELE Pennsylvania Electric	PELE - TL 230KV	SHAWVILLE to EAST TOWANDA	35500 - Poles And Fixtures	Wood Pole	\$3,573.62	\$1,441.52	\$2,132.10
PELE Pennsylvania Electric	PELE - TL 230KV	SHAWVILLE to EAST TOWANDA	35500 - Poles And Fixtures	Wood Pole	\$7,197.22	\$4,487.24	\$2,709.98
PELE Pennsylvania Electric	PELE - TL 230KV	SHAWVILLE to EAST TOWANDA	35500 - Poles And Fixtures	Wood Pole	\$8,774.40	\$5,905.51	\$2,868.89
PELE Pennsylvania Electric	PELE - TL 230KV	SHAWVILLE to EAST TOWANDA	35500 - Poles And Fixtures	Wood Pole	\$11,951.25	\$9,057.06	\$2,894.19
PELE Pennsylvania Electric	PELE - TL 230KV	SHAWVILLE to EAST TOWANDA	35500 - Poles And Fixtures	Wood Pole	\$18,459.08	\$12,631.74	\$5,827.34
PELE Pennsylvania Electric	PELE - TL 230KV	SHAWVILLE to EAST TOWANDA	35500 - Poles And Fixtures	Wood Pole	\$22,143.20	\$11,180.68	\$10,962.52
PELE Pennsylvania Electric	PELE - TL 230KV	SHAWVILLE to EAST TOWANDA	35500 - Poles And Fixtures	Wood Pole	\$40,598.59	\$1,364.03	\$39,234.56
PELE Pennsylvania Electric	PELE - TL 230KV	SHAWVILLE to EAST TOWANDA	35500 - Poles And Fixtures	Wood Pole	\$57,182.81	\$19,013.98	\$38,168.83
PELE Pennsylvania Electric	PELE - TL 230KV	SHAWVILLE to EAST TOWANDA	35500 - Poles And Fixtures	Wood Pole	\$121,310.64	\$31,684.93	\$89,625.71
PELE Pennsylvania Electric	PELE - TL 230KV	SHAWVILLE to EAST TOWANDA	35500 - Poles And Fixtures	Wood Pole	\$128,326.51	\$62,699.12	\$65,627.39
PELE Pennsylvania Electric	PELE - TL 230KV	SHAWVILLE to EAST TOWANDA	35500 - Poles And Fixtures	Wood Pole	\$215,613.54	\$1,400.38	\$214,213.16
PELE Pennsylvania Electric	PELE - TL 230KV	SHAWVILLE to EAST TOWANDA	35500 - Poles And Fixtures	Wood Pole	\$355,482.55	\$280,568.52	\$74,914.03
PELE Pennsylvania Electric	PELE - TL 230KV	SHAWVILLE to EAST TOWANDA	35500 - Poles And Fixtures	Wood Pole	\$449,256.18	\$352,131.51	\$97,124.67
		SHAWVILLE to EAST TOWANDA Total			\$2,810,633.73	\$1,579,434.45	\$1,231,199.28
PELE Pennsylvania Electric	PELE - TL 230KV	SHAWVILLE to ELKO WEST PENN PC 23	35500 - Poles And Fixtures	Crossarm	\$2,540.72	\$1,976.57	\$564.15
PELE Pennsylvania Electric	PELE - TL 230KV	SHAWVILLE to ELKO WEST PENN PC 23	35500 - Poles And Fixtures	Crossarm	\$4,808.75	\$521.38	\$4,287.37
PELE Pennsylvania Electric	PELE - TL 230KV	SHAWVILLE to ELKO WEST PENN PC 23	35500 - Poles And Fixtures	Crossarm	\$25,764.66	\$12,160.66	\$13,604.00
PELE Pennsylvania Electric	PELE - TL 230KV	SHAWVILLE to ELKO WEST PENN PC 23	35500 - Poles And Fixtures	Crossarm	\$28,805.13	\$20,605.51	\$8,199.62
PELE Pennsylvania Electric	PELE - TL 230KV	SHAWVILLE to ELKO WEST PENN PC 23	35500 - Poles And Fixtures	Crossarm	\$30,444.76	\$14,875.02	\$15,569.74
PELE Pennsylvania Electric	PELE - TL 230KV	SHAWVILLE to ELKO WEST PENN PC 23	35500 - Poles And Fixtures	Crossarm	\$58,483.74	\$379.84	\$58,103.90
PELE Pennsylvania Electric	PELE - TL 230KV	SHAWVILLE to ELKO WEST PENN PC 23	35500 - Poles And Fixtures	Crossarm	\$76,614.56	\$10,783.85	\$65,830.71
PELE Pennsylvania Electric	PELE - TL 230KV	SHAWVILLE to ELKO WEST PENN PC 23	35500 - Poles And Fixtures	Crossarm	\$147,689.61	\$117,310.70	\$30,378.91
PELE Pennsylvania Electric	PELE - TL 230KV	SHAWVILLE to ELKO WEST PENN PC 23	35500 - Poles And Fixtures	Non-Unitized	(\$7.67)	(\$0.37)	(\$7.30)
PELE Pennsylvania Electric	PELE - TL 230KV	SHAWVILLE to ELKO WEST PENN PC 23	35500 - Poles And Fixtures	Non-Unitized	(\$0.11)	\$0.00	(\$0.11)
PELE Pennsylvania Electric	PELE - TL 230KV	SHAWVILLE to ELKO WEST PENN PC 23	35500 - Poles And Fixtures	Non-Unitized	\$333,747.52	\$2,167.65	\$331,579.87
PELE Pennsylvania Electric	PELE - TL 230KV	SHAWVILLE to ELKO WEST PENN PC 23	35500 - Poles And Fixtures	Steel Pole Fully Dressed	\$10,521.07	\$7,526.16	\$2,994.91
PELE Pennsylvania Electric	PELE - TL 230KV	SHAWVILLE to ELKO WEST PENN PC 23	35500 - Poles And Fixtures	Wood Pole	\$1,043.50	\$765.63	\$277.87
PELE Pennsylvania Electric	PELE - TL 230KV	SHAWVILLE to ELKO WEST PENN PC 23	35500 - Poles And Fixtures	Wood Pole	\$1,107.53	\$427.29	\$680.24
PELE Pennsylvania Electric	PELE - TL 230KV	SHAWVILLE to ELKO WEST PENN PC 23	35500 - Poles And Fixtures	Wood Pole	\$2,191.73	\$806.82	\$1,384.91
PELE Pennsylvania Electric	PELE - TL 230KV	SHAWVILLE to ELKO WEST PENN PC 23	35500 - Poles And Fixtures	Wood Pole	\$2,540.72	\$1,976.57	\$564.15
PELE Pennsylvania Electric	PELE - TL 230KV	SHAWVILLE to ELKO WEST PENN PC 23	35500 - Poles And Fixtures	Wood Pole	\$9,825.38	\$911.11	\$8,914.27
PELE Pennsylvania Electric	PELE - TL 230KV	SHAWVILLE to ELKO WEST PENN PC 23	35500 - Poles And Fixtures	Wood Pole	\$25,764.66	\$12,160.66	\$13,604.00
PELE Pennsylvania Electric	PELE - TL 230KV	SHAWVILLE to ELKO WEST PENN PC 23	35500 - Poles And Fixtures	Wood Pole	\$28,805.13	\$20,605.51	\$8,199.62
PELE Pennsylvania Electric	PELE - TL 230KV	SHAWVILLE to ELKO WEST PENN PC 23	35500 - Poles And Fixtures	Wood Pole	\$30,444.77	\$14,875.03	\$15,569.74
PELE Pennsylvania Electric	PELE - TL 230KV	SHAWVILLE to ELKO WEST PENN PC 23	35500 - Poles And Fixtures	Wood Pole	\$147,689.61	\$117,310.70	\$30,378.91
		SHAWVILLE to ELKO WEST PENN PC 23 Total			\$968,825.77	\$358,146.30	\$610,679.47
PELE Pennsylvania Electric	PELE - TL 115KV	SHAWVILLE to MADERA	35500 - Poles And Fixtures	Crossarm	\$665.87	\$525.54	\$140.33
PELE Pennsylvania Electric	PELE - TL 115KV	SHAWVILLE to MADERA	35500 - Poles And Fixtures	Crossarm	\$1,529.43	\$1,198.78	\$330.65
PELE Pennsylvania Electric	PELE - TL 115KV	SHAWVILLE to MADERA	35500 - Poles And Fixtures	Crossarm	\$1,720.17	\$1,246.72	\$473.45
PELE Pennsylvania Electric	PELE - TL 115KV	SHAWVILLE to MADERA	35500 - Poles And Fixtures	Crossarm	\$10,414.66	\$2,720.19	\$7,694.47
PELE Pennsylvania Electric	PELE - TL 115KV	SHAWVILLE to MADERA	35500 - Poles And Fixtures	Crossarm	\$51,501.06	\$38,638.50	\$12,862.56
PELE Pennsylvania Electric	PELE - TL 115KV	SHAWVILLE to MADERA	35500 - Poles And Fixtures	Non-Unitized	\$525,427.10	\$3,412.59	\$522,014.51
PELE Pennsylvania Electric	PELE - TL 115KV	SHAWVILLE to MADERA	35500 - Poles And Fixtures	Wood Pole	\$1,195.41	\$943.49	\$251.92
PELE Pennsylvania Electric	PELE - TL 115KV	SHAWVILLE to MADERA	35500 - Poles And Fixtures	Wood Pole	\$2,963.17	\$2,322.57	\$640.60
PELE Pennsylvania Electric	PELE - TL 115KV	SHAWVILLE to MADERA	35500 - Poles And Fixtures	Wood Pole	\$8,218.60	\$5,956.54	\$2,262.06
PELE Pennsylvania Electric	PELE - TL 115KV	SHAWVILLE to MADERA	35500 - Poles And Fixtures	Wood Pole	\$42,167.91	\$11,013.77	\$31,154.14
PELE Pennsylvania Electric	PELE - TL 115KV	SHAWVILLE to MADERA	35500 - Poles And Fixtures	Wood Pole	\$133,199.23	\$99,932.27	\$33,266.96

Company	Major Location	Asset Location	Utility Account	Asset Retirement Unit	Book Cost	Allocated Reserve	Net Book Value
PELE Pennsylvania Electric	PELE - TL 115KV	SHAWVILLE to MADERA	35500 - Poles And Fixtures	Wood Pole	\$309,253.35	\$23,929.72	\$285,323.63
		SHAWVILLE to MADERA Total			\$1,088,255.96	\$191,840.69	\$896,415.27
PELE Pennsylvania Electric	PELE - TL 230KV	SHAWVILLE to MOSHANNON	35500 - Poles And Fixtures	Crossarm	\$12,762.85	\$6,444.30	\$6,318.55
PELE Pennsylvania Electric	PELE - TL 230KV	SHAWVILLE to MOSHANNON	35500 - Poles And Fixtures	Crossarm	\$37,918.59	\$9,903.90	\$28,014.69
PELE Pennsylvania Electric	PELE - TL 230KV	SHAWVILLE to MOSHANNON	35500 - Poles And Fixtures	Crossarm	\$49,818.13	\$39,319.51	\$10,498.62
PELE Pennsylvania Electric	PELE - TL 230KV	SHAWVILLE to MOSHANNON	35500 - Poles And Fixtures	Non-Unitized	\$40,834.87	\$265.21	\$40,569.66
PELE Pennsylvania Electric	PELE - TL 230KV	SHAWVILLE to MOSHANNON	35500 - Poles And Fixtures	Phase Raiser	\$306,188.03	\$10,287.29	\$295,900.74
PELE Pennsylvania Electric	PELE - TL 230KV	SHAWVILLE to MOSHANNON	35500 - Poles And Fixtures	Wood Pole	\$12,762.85	\$6,444.30	\$6,318.55
PELE Pennsylvania Electric	PELE - TL 230KV	SHAWVILLE to MOSHANNON	35500 - Poles And Fixtures	Wood Pole	\$37,918.59	\$9,903.90	\$28,014.69
PELE Pennsylvania Electric	PELE - TL 230KV	SHAWVILLE to MOSHANNON	35500 - Poles And Fixtures	Wood Pole	\$49,818.14	\$39,319.52	\$10,498.62
		SHAWVILLE to MOSHANNON Total			\$548,022.05	\$121,887.91	\$426,134.14
PELE Pennsylvania Electric	PELE - TL 115KV	SHAWVILLE to PHILIPSBURG	35500 - Poles And Fixtures	Crossarm	(\$303.55)	(\$47.76)	(\$255.79)
PELE Pennsylvania Electric	PELE - TL 115KV	SHAWVILLE to PHILIPSBURG	35500 - Poles And Fixtures	Crossarm	\$124.11	\$82.08	\$42.03
PELE Pennsylvania Electric	PELE - TL 115KV	SHAWVILLE to PHILIPSBURG	35500 - Poles And Fixtures	Crossarm	\$325.28	\$226.11	\$99.17
PELE Pennsylvania Electric	PELE - TL 115KV	SHAWVILLE to PHILIPSBURG	35500 - Poles And Fixtures	Crossarm	\$867.02	\$562.81	\$304.21
PELE Pennsylvania Electric	PELE - TL 115KV	SHAWVILLE to PHILIPSBURG	35500 - Poles And Fixtures	Crossarm	\$2,108.60	\$850.57	\$1,258.03
PELE Pennsylvania Electric	PELE - TL 115KV	SHAWVILLE to PHILIPSBURG	35500 - Poles And Fixtures	Crossarm	\$8,496.81	\$4,010.41	\$4,486.40
PELE Pennsylvania Electric	PELE - TL 115KV	SHAWVILLE to PHILIPSBURG	35500 - Poles And Fixtures	Crossarm	\$30,283.32	\$24,652.32	\$5,631.00
PELE Pennsylvania Electric	PELE - TL 115KV	SHAWVILLE to PHILIPSBURG	35500 - Poles And Fixtures	Wood Pole	(\$144,978.55)	(\$6,928.98)	(\$138,049.57)
PELE Pennsylvania Electric	PELE - TL 115KV	SHAWVILLE to PHILIPSBURG	35500 - Poles And Fixtures	Wood Pole	\$124.12	\$82.08	\$42.04
PELE Pennsylvania Electric	PELE - TL 115KV	SHAWVILLE to PHILIPSBURG	35500 - Poles And Fixtures	Wood Pole	\$325.28	\$226.11	\$99.17
PELE Pennsylvania Electric	PELE - TL 115KV	SHAWVILLE to PHILIPSBURG	35500 - Poles And Fixtures	Wood Pole	\$1,871.18	\$1,214.66	\$656.52
PELE Pennsylvania Electric	PELE - TL 115KV	SHAWVILLE to PHILIPSBURG	35500 - Poles And Fixtures	Wood Pole	\$8,527.69	\$4,024.98	\$4,502.71
PELE Pennsylvania Electric	PELE - TL 115KV	SHAWVILLE to PHILIPSBURG	35500 - Poles And Fixtures	Wood Pole	\$10,744.65	\$4,334.17	\$6,410.48
PELE Pennsylvania Electric	PELE - TL 115KV	SHAWVILLE to PHILIPSBURG	35500 - Poles And Fixtures	Wood Pole	\$34,696.77	\$28,245.11	\$6,451.66
		SHAWVILLE to PHILIPSBURG Total			(\$46,787.27)	\$61,534.67	(\$108,321.94)
PELE Pennsylvania Electric	PELE - TL 115KV	SHAWVILLE to ROCKTON MT to DUBOIS-11	35500 - Poles And Fixtures	Crossarm	\$176.87	\$136.49	\$40.38
PELE Pennsylvania Electric	PELE - TL 115KV	SHAWVILLE to ROCKTON MT to DUBOIS-11	35500 - Poles And Fixtures	Crossarm	\$176.87	\$137.60	\$39.27
PELE Pennsylvania Electric	PELE - TL 115KV	SHAWVILLE to ROCKTON MT to DUBOIS-11	35500 - Poles And Fixtures	Crossarm	\$1,394.17	\$769.71	\$624.46
PELE Pennsylvania Electric	PELE - TL 115KV	SHAWVILLE to ROCKTON MT to DUBOIS-11	35500 - Poles And Fixtures	Crossarm	\$1,664.68	\$813.34	\$851.34
PELE Pennsylvania Electric	PELE - TL 115KV	SHAWVILLE to ROCKTON MT to DUBOIS-11	35500 - Poles And Fixtures	Crossarm	\$2,150.21	\$1,558.39	\$591.82
PELE Pennsylvania Electric	PELE - TL 115KV	SHAWVILLE to ROCKTON MT to DUBOIS-11	35500 - Poles And Fixtures	Crossarm	\$3,995.23	\$2,857.96	\$1,137.27
PELE Pennsylvania Electric	PELE - TL 115KV	SHAWVILLE to ROCKTON MT to DUBOIS-11	35500 - Poles And Fixtures	Crossarm	\$5,150.11	\$3,863.85	\$1,286.26
PELE Pennsylvania Electric	PELE - TL 115KV	SHAWVILLE to ROCKTON MT to DUBOIS-11	35500 - Poles And Fixtures	Crossarm	\$5,202.13	\$3,376.91	\$1,825.22
PELE Pennsylvania Electric	PELE - TL 115KV	SHAWVILLE to ROCKTON MT to DUBOIS-11	35500 - Poles And Fixtures	Crossarm	\$39,907.26	\$32,486.75	\$7,420.51
PELE Pennsylvania Electric	PELE - TL 115KV	SHAWVILLE to ROCKTON MT to DUBOIS-11	35500 - Poles And Fixtures	Non-Unitized	(\$8.22)	(\$0.39)	(\$7.83)
PELE Pennsylvania Electric	PELE - TL 115KV	SHAWVILLE to ROCKTON MT to DUBOIS-11	35500 - Poles And Fixtures	Non-Unitized	(\$0.13)	(\$0.01)	(\$0.12)
PELE Pennsylvania Electric	PELE - TL 115KV	SHAWVILLE to ROCKTON MT to DUBOIS-11	35500 - Poles And Fixtures	Non-Unitized	\$23,170.39	\$1,107.39	\$22,063.00
PELE Pennsylvania Electric	PELE - TL 115KV	SHAWVILLE to ROCKTON MT to DUBOIS-11	35500 - Poles And Fixtures	Wood Pole	\$288.34	\$224.32	\$64.02
PELE Pennsylvania Electric	PELE - TL 115KV	SHAWVILLE to ROCKTON MT to DUBOIS-11	35500 - Poles And Fixtures	Wood Pole	\$578.93	\$446.75	\$132.18
PELE Pennsylvania Electric	PELE - TL 115KV	SHAWVILLE to ROCKTON MT to DUBOIS-11	35500 - Poles And Fixtures	Wood Pole	\$949.64	\$298.81	\$650.83
PELE Pennsylvania Electric	PELE - TL 115KV	SHAWVILLE to ROCKTON MT to DUBOIS-11	35500 - Poles And Fixtures	Wood Pole	\$1,323.28	\$392.74	\$930.54
PELE Pennsylvania Electric	PELE - TL 115KV	SHAWVILLE to ROCKTON MT to DUBOIS-11	35500 - Poles And Fixtures	Wood Pole	\$2,922.41	\$1,613.43	\$1,308.98
PELE Pennsylvania Electric	PELE - TL 115KV	SHAWVILLE to ROCKTON MT to DUBOIS-11	35500 - Poles And Fixtures	Wood Pole	\$7,305.83	\$3,569.56	\$3,736.27
PELE Pennsylvania Electric	PELE - TL 115KV	SHAWVILLE to ROCKTON MT to DUBOIS-11	35500 - Poles And Fixtures	Wood Pole	\$9,042.57	\$980.43	\$8,062.14
PELE Pennsylvania Electric	PELE - TL 115KV	SHAWVILLE to ROCKTON MT to DUBOIS-11	35500 - Poles And Fixtures	Wood Pole	\$9,229.48	\$6,602.23	\$2,627.25
PELE Pennsylvania Electric	PELE - TL 115KV	SHAWVILLE to ROCKTON MT to DUBOIS-11	35500 - Poles And Fixtures	Wood Pole	\$12,506.63	\$9,064.35	\$3,442.28
PELE Pennsylvania Electric	PELE - TL 115KV	SHAWVILLE to ROCKTON MT to DUBOIS-11	35500 - Poles And Fixtures	Wood Pole	\$17,145.87	\$11,130.05	\$6,015.82
PELE Pennsylvania Electric	PELE - TL 115KV	SHAWVILLE to ROCKTON MT to DUBOIS-11	35500 - Poles And Fixtures	Wood Pole	\$24,815.03	\$18,617.39	\$6,197.64
PELE Pennsylvania Electric	PELE - TL 115KV	SHAWVILLE to ROCKTON MT to DUBOIS-11	35500 - Poles And Fixtures	Wood Pole	\$39,693.53	\$32,312.76	\$7,380.77
PELE Pennsylvania Electric	PELE - TL 115KV	SHAWVILLE to ROCKTON MT to DUBOIS-11	35500 - Poles And Fixtures	Wood Pole	\$78,240.70	\$11,012.74	\$67,227.96
		SHAWVILLE to ROCKTON MT to DUBOIS-11 Total			\$287,021.81	\$143,373.55	\$143,648.26
PELE Pennsylvania Electric	PELE - TL 230KV	SHAWVILLE to SHINGLETOWN	35500 - Poles And Fixtures	Crossarm	\$1,753.78	\$1,374.63	\$379.15
PELE Pennsylvania Electric	PELE - TL 230KV	SHAWVILLE to SHINGLETOWN	35500 - Poles And Fixtures	Crossarm	\$3,756.75	\$2,873.82	\$882.93

Company	Major Location	Asset Location	Utility Account	Asset Retirement Unit	Book Cost	Allocated Reserve	Net Book Value
PELE Pennsylvania Electric	PELE - TL 230KV	SHAWVILLE to SHINGLETOWN	35500 - Poles And Fixtures	Crossarm	\$42,042.80	\$32,443.57	\$9,599.23
PELE Pennsylvania Electric	PELE - TL 230KV	SHAWVILLE to SHINGLETOWN	35500 - Poles And Fixtures	Structure	\$405,871.66	\$2,636.09	\$403,235.57
PELE Pennsylvania Electric	PELE - TL 230KV	SHAWVILLE to SHINGLETOWN	35500 - Poles And Fixtures	Wood Pole	\$1,753.78	\$1,374.63	\$379.15
PELE Pennsylvania Electric	PELE - TL 230KV	SHAWVILLE to SHINGLETOWN	35500 - Poles And Fixtures	Wood Pole	\$3,597.77	\$390.09	\$3,207.68
PELE Pennsylvania Electric	PELE - TL 230KV	SHAWVILLE to SHINGLETOWN	35500 - Poles And Fixtures	Wood Pole	\$3,756.76	\$2,873.83	\$882.93
PELE Pennsylvania Electric	PELE - TL 230KV	SHAWVILLE to SHINGLETOWN	35500 - Poles And Fixtures	Wood Pole	\$32,532.17	\$4,048.32	\$28,483.85
PELE Pennsylvania Electric	PELE - TL 230KV	SHAWVILLE to SHINGLETOWN	35500 - Poles And Fixtures	Wood Pole	\$40,989.20	\$5,769.42	\$35,219.78
PELE Pennsylvania Electric	PELE - TL 230KV	SHAWVILLE to SHINGLETOWN	35500 - Poles And Fixtures	Wood Pole	\$42,042.81	\$32,443.58	\$9,599.23
PELE Pennsylvania Electric	PELE - TL 230KV	SHAWVILLE to SHINGLETOWN	35500 - Poles And Fixtures	Wood Pole	\$493,546.85	\$3,205.53	\$490,341.32
		SHAWVILLE to SHINGLETOWN Total			\$1,071,644.33	\$89,433.51	\$982,210.82
PELE Pennsylvania Electric	PELE - TL 230KV	SHINGLETOWN to LEWISTOWN	35500 - Poles And Fixtures	Crossarm	\$4,851.06	\$2,370.18	\$2,480.88
PELE Pennsylvania Electric	PELE - TL 230KV	SHINGLETOWN to LEWISTOWN	35500 - Poles And Fixtures	Crossarm	\$21,605.56	\$4,504.78	\$17,100.78
PELE Pennsylvania Electric	PELE - TL 230KV	SHINGLETOWN to LEWISTOWN	35500 - Poles And Fixtures	Crossarm	\$48,330.45	\$33,595.21	\$14,735.24
PELE Pennsylvania Electric	PELE - TL 230KV	SHINGLETOWN to LEWISTOWN	35500 - Poles And Fixtures	Crossarm	\$110,985.79	\$720.84	\$110,264.95
PELE Pennsylvania Electric	PELE - TL 230KV	SHINGLETOWN to LEWISTOWN	35500 - Poles And Fixtures	Non-Unitized	\$1,648.88	\$10.71	\$1,638.17
PELE Pennsylvania Electric	PELE - TL 230KV	SHINGLETOWN to LEWISTOWN	35500 - Poles And Fixtures	Steel Pole Fully Dressed	\$9,469.72	\$1,974.45	\$7,495.27
PELE Pennsylvania Electric	PELE - TL 230KV	SHINGLETOWN to LEWISTOWN	35500 - Poles And Fixtures	Wood Pole	\$1,932.44	\$1,400.56	\$531.88
PELE Pennsylvania Electric	PELE - TL 230KV	SHINGLETOWN to LEWISTOWN	35500 - Poles And Fixtures	Wood Pole	\$3,739.47	\$405.45	\$3,334.02
PELE Pennsylvania Electric	PELE - TL 230KV	SHINGLETOWN to LEWISTOWN	35500 - Poles And Fixtures	Wood Pole	\$6,352.40	\$3,103.72	\$3,248.68
PELE Pennsylvania Electric	PELE - TL 230KV	SHINGLETOWN to LEWISTOWN	35500 - Poles And Fixtures	Wood Pole	\$21,605.57	\$4,504.78	\$17,100.79
PELE Pennsylvania Electric	PELE - TL 230KV	SHINGLETOWN to LEWISTOWN	35500 - Poles And Fixtures	Wood Pole	\$33,813.52	\$4,207.78	\$29,605.74
PELE Pennsylvania Electric	PELE - TL 230KV	SHINGLETOWN to LEWISTOWN	35500 - Poles And Fixtures	Wood Pole	\$42,603.64	\$5,996.66	\$36,606.98
PELE Pennsylvania Electric	PELE - TL 230KV	SHINGLETOWN to LEWISTOWN	35500 - Poles And Fixtures	Wood Pole	\$48,330.45	\$33,595.21	\$14,735.24
PELE Pennsylvania Electric	PELE - TL 230KV	SHINGLETOWN to LEWISTOWN	35500 - Poles And Fixtures	Wood Pole	\$238,302.24	\$1,547.75	\$236,754.49
		SHINGLETOWN to LEWISTOWN Total			\$593,571.19	\$97,938.08	\$495,633.11
PELE Pennsylvania Electric	PELE - TL 115KV	SNAKE SPRING to BEDFORD NORTH	35500 - Poles And Fixtures	Crossarm	\$192.67	\$129.67	\$63.00
PELE Pennsylvania Electric	PELE - TL 115KV	SNAKE SPRING to BEDFORD NORTH	35500 - Poles And Fixtures	Crossarm	\$2,108.60	\$850.57	\$1,258.03
PELE Pennsylvania Electric	PELE - TL 115KV	SNAKE SPRING to BEDFORD NORTH	35500 - Poles And Fixtures	Crossarm	\$3,091.47	\$1,027.96	\$2,063.51
PELE Pennsylvania Electric	PELE - TL 115KV	SNAKE SPRING to BEDFORD NORTH	35500 - Poles And Fixtures	Crossarm	\$19,851.32	\$15,044.01	\$4,807.31
PELE Pennsylvania Electric	PELE - TL 115KV	SNAKE SPRING to BEDFORD NORTH	35500 - Poles And Fixtures	Wood Pole	\$192.68	\$129.68	\$63.00
PELE Pennsylvania Electric	PELE - TL 115KV	SNAKE SPRING to BEDFORD NORTH	35500 - Poles And Fixtures	Wood Pole	\$3,091.48	\$1,027.96	\$2,063.52
PELE Pennsylvania Electric	PELE - TL 115KV	SNAKE SPRING to BEDFORD NORTH	35500 - Poles And Fixtures	Wood Pole	\$5,053.08	\$2,038.30	\$3,014.78
PELE Pennsylvania Electric	PELE - TL 115KV	SNAKE SPRING to BEDFORD NORTH	35500 - Poles And Fixtures	Wood Pole	\$31,678.13	\$3,434.68	\$28,243.45
PELE Pennsylvania Electric	PELE - TL 115KV	SNAKE SPRING to BEDFORD NORTH	35500 - Poles And Fixtures	Wood Pole	\$65,926.82	\$49,961.61	\$15,965.21
		SNAKE SPRING to BEDFORD NORTH Total			\$131,186.25	\$73,644.44	\$57,541.81
PELE Pennsylvania Electric	PELE - TL 115KV	SOMERSET to DEEP CREEK LINE	35500 - Poles And Fixtures	Crossarm	\$96.38	\$80.14	\$16.24
PELE Pennsylvania Electric	PELE - TL 115KV	SOMERSET to DEEP CREEK LINE	35500 - Poles And Fixtures	Crossarm	\$137.30	\$113.16	\$24.14
PELE Pennsylvania Electric	PELE - TL 115KV	SOMERSET to DEEP CREEK LINE	35500 - Poles And Fixtures	Crossarm	\$478.60	\$337.63	\$140.97
PELE Pennsylvania Electric	PELE - TL 115KV	SOMERSET to DEEP CREEK LINE	35500 - Poles And Fixtures	Crossarm	\$551.43	\$421.83	\$129.60
PELE Pennsylvania Electric	PELE - TL 115KV	SOMERSET to DEEP CREEK LINE	35500 - Poles And Fixtures	Crossarm	\$1,141.00	\$906.31	\$234.69
PELE Pennsylvania Electric	PELE - TL 115KV	SOMERSET to DEEP CREEK LINE	35500 - Poles And Fixtures	Crossarm	\$1,831.15	\$1,463.05	\$368.10
PELE Pennsylvania Electric	PELE - TL 115KV	SOMERSET to DEEP CREEK LINE	35500 - Poles And Fixtures	Crossarm	\$2,434.60	\$1,845.02	\$589.58
PELE Pennsylvania Electric	PELE - TL 115KV	SOMERSET to DEEP CREEK LINE	35500 - Poles And Fixtures	Crossarm	\$4,068.06	\$3,164.78	\$903.28
PELE Pennsylvania Electric	PELE - TL 115KV	SOMERSET to DEEP CREEK LINE	35500 - Poles And Fixtures	Crossarm	\$4,317.07	\$334.05	\$3,983.02
PELE Pennsylvania Electric	PELE - TL 115KV	SOMERSET to DEEP CREEK LINE	35500 - Poles And Fixtures	Crossarm	\$4,922.80	\$456.50	\$4,466.30
PELE Pennsylvania Electric	PELE - TL 115KV	SOMERSET to DEEP CREEK LINE	35500 - Poles And Fixtures	Crossarm	\$7,307.26	\$5,727.50	\$1,579.76
PELE Pennsylvania Electric	PELE - TL 115KV	SOMERSET to DEEP CREEK LINE	35500 - Poles And Fixtures	Crossarm	\$10,986.89	\$8,671.52	\$2,315.37
PELE Pennsylvania Electric	PELE - TL 115KV	SOMERSET to DEEP CREEK LINE	35500 - Poles And Fixtures	Crossarm	\$11,850.45	\$6,542.52	\$5,307.93
PELE Pennsylvania Electric	PELE - TL 115KV	SOMERSET to DEEP CREEK LINE	35500 - Poles And Fixtures	Crossarm	\$164,803.40	\$112,776.69	\$52,026.71
PELE Pennsylvania Electric	PELE - TL 115KV	SOMERSET to DEEP CREEK LINE	35500 - Poles And Fixtures	Non-Unitized	\$1,738.90	\$11.30	\$1,727.60
PELE Pennsylvania Electric	PELE - TL 115KV	SOMERSET to DEEP CREEK LINE	35500 - Poles And Fixtures	Non-Unitized	\$42,519.91	\$276.16	\$42,243.75
PELE Pennsylvania Electric	PELE - TL 115KV	SOMERSET to DEEP CREEK LINE	35500 - Poles And Fixtures	Phase Raiser	\$107,148.99	\$695.92	\$106,453.07
PELE Pennsylvania Electric	PELE - TL 115KV	SOMERSET to DEEP CREEK LINE	35500 - Poles And Fixtures	Wood Pole	(\$546.79)	(\$76.96)	(\$469.83)
PELE Pennsylvania Electric	PELE - TL 115KV	SOMERSET to DEEP CREEK LINE	35500 - Poles And Fixtures	Wood Pole	\$96.38	\$80.14	\$16.24

Company	Major Location	Asset Location	Utility Account	Asset Retirement Unit	Book Cost	Allocated Reserve	Net Book Value
PELE Pennsylvania Electric	PELE - TL 115KV	SOMERSET to DEEP CREEK LINE	35500 - Poles And Fixtures	Wood Pole	\$137.30	\$113.16	\$24.14
PELE Pennsylvania Electric	PELE - TL 115KV	SOMERSET to DEEP CREEK LINE	35500 - Poles And Fixtures	Wood Pole	\$185.53	\$81.27	\$104.26
PELE Pennsylvania Electric	PELE - TL 115KV	SOMERSET to DEEP CREEK LINE	35500 - Poles And Fixtures	Wood Pole	\$906.72	\$639.66	\$267.06
PELE Pennsylvania Electric	PELE - TL 115KV	SOMERSET to DEEP CREEK LINE	35500 - Poles And Fixtures	Wood Pole	\$1,665.53	\$1,322.94	\$342.59
PELE Pennsylvania Electric	PELE - TL 115KV	SOMERSET to DEEP CREEK LINE	35500 - Poles And Fixtures	Wood Pole	\$3,073.47	\$2,455.63	\$617.84
PELE Pennsylvania Electric	PELE - TL 115KV	SOMERSET to DEEP CREEK LINE	35500 - Poles And Fixtures	Wood Pole	\$3,359.33	\$1,954.50	\$1,404.83
PELE Pennsylvania Electric	PELE - TL 115KV	SOMERSET to DEEP CREEK LINE	35500 - Poles And Fixtures	Wood Pole	\$4,933.60	\$3,774.09	\$1,159.51
PELE Pennsylvania Electric	PELE - TL 115KV	SOMERSET to DEEP CREEK LINE	35500 - Poles And Fixtures	Wood Pole	\$4,946.89	\$3,748.92	\$1,197.97
PELE Pennsylvania Electric	PELE - TL 115KV	SOMERSET to DEEP CREEK LINE	35500 - Poles And Fixtures	Wood Pole	\$7,383.53	\$5,744.07	\$1,639.46
PELE Pennsylvania Electric	PELE - TL 115KV	SOMERSET to DEEP CREEK LINE	35500 - Poles And Fixtures	Wood Pole	\$8,894.73	\$6,971.78	\$1,922.95
PELE Pennsylvania Electric	PELE - TL 115KV	SOMERSET to DEEP CREEK LINE	35500 - Poles And Fixtures	Wood Pole	\$12,646.64	\$9,981.50	\$2,665.14
PELE Pennsylvania Electric	PELE - TL 115KV	SOMERSET to DEEP CREEK LINE	35500 - Poles And Fixtures	Wood Pole	\$45,094.13	\$24,896.03	\$20,198.10
PELE Pennsylvania Electric	PELE - TL 115KV	SOMERSET to DEEP CREEK LINE	35500 - Poles And Fixtures	Wood Pole	\$409,659.58	\$44,417.08	\$365,242.50
PELE Pennsylvania Electric	PELE - TL 115KV	SOMERSET to DEEP CREEK LINE	35500 - Poles And Fixtures	Wood Pole	\$505,499.52	\$345,918.61	\$159,580.91
		SOMERSET to DEEP CREEK LINE Total			\$1,374,270.28	\$595,846.50	\$778,423.78
PELE Pennsylvania Electric	PELE - TL 115KV	SUMMIT to WESTFALL	35500 - Poles And Fixtures	Crossarm	\$990.11	\$47.32	\$942.79
PELE Pennsylvania Electric	PELE - TL 115KV	SUMMIT to WESTFALL	35500 - Poles And Fixtures	Crossarm	\$1,122.94	\$619.96	\$502.98
PELE Pennsylvania Electric	PELE - TL 115KV	SUMMIT to WESTFALL	35500 - Poles And Fixtures	Crossarm	\$165,146.74	\$43,134.41	\$122,012.33
PELE Pennsylvania Electric	PELE - TL 115KV	SUMMIT to WESTFALL	35500 - Poles And Fixtures	Steel Pole Fully Dressed	\$1,151.87	\$653.27	\$498.60
PELE Pennsylvania Electric	PELE - TL 115KV	SUMMIT to WESTFALL	35500 - Poles And Fixtures	Wood Pole	\$0.05	\$0.04	\$0.01
PELE Pennsylvania Electric	PELE - TL 115KV	SUMMIT to WESTFALL	35500 - Poles And Fixtures	Wood Pole	\$536.16	\$428.38	\$107.78
PELE Pennsylvania Electric	PELE - TL 115KV	SUMMIT to WESTFALL	35500 - Poles And Fixtures	Wood Pole	\$1,122.95	\$619.97	\$502.98
PELE Pennsylvania Electric	PELE - TL 115KV	SUMMIT to WESTFALL	35500 - Poles And Fixtures	Wood Pole	\$8,885.45	\$424.66	\$8,460.79
PELE Pennsylvania Electric	PELE - TL 115KV	SUMMIT to WESTFALL	35500 - Poles And Fixtures	Wood Pole	\$556,256.89	\$145,287.82	\$410,969.07
		SUMMIT to WESTFALL Total			\$735,213.16	\$191,215.84	\$543,997.32
PELE Pennsylvania Electric	PELE - Dist Subs	THREE SPRINGS SUB	35500 - Poles And Fixtures	Non-Unitized	\$1,113.00	\$7.23	\$1,105.77
		THREE SPRINGS SUB Total			\$1,113.00	\$7.23	\$1,105.77
PELE Pennsylvania Electric	PELE - TL 115KV	TIFFANY to THOMPSON	35500 - Poles And Fixtures	Crossarm	\$29,527.28	\$19,872.98	\$9,654.30
PELE Pennsylvania Electric	PELE - TL 115KV	TIFFANY to THOMPSON	35500 - Poles And Fixtures	Crossarm	\$67,828.81	\$40,432.90	\$27,395.91
PELE Pennsylvania Electric	PELE - TL 115KV	TIFFANY to THOMPSON	35500 - Poles And Fixtures	Non-Unitized	\$32,708.91	\$212.44	\$32,496.47
PELE Pennsylvania Electric	PELE - TL 115KV	TIFFANY to THOMPSON	35500 - Poles And Fixtures	Wood Pole	\$72,815.94	\$49,007.89	\$23,808.05
PELE Pennsylvania Electric	PELE - TL 115KV	TIFFANY to THOMPSON	35500 - Poles And Fixtures	Wood Pole	\$187,975.45	\$112,052.56	\$75,922.89
		TIFFANY to THOMPSON Total			\$390,856.39	\$221,578.77	\$169,277.62
PELE Pennsylvania Electric	PELE - TL 115KV	TITUSVILLE to UNION CITY	35500 - Poles And Fixtures	Crossarm	\$322.53	\$265.14	\$57.39
PELE Pennsylvania Electric	PELE - TL 115KV	TITUSVILLE to UNION CITY	35500 - Poles And Fixtures	Crossarm	\$584.98	\$412.68	\$172.30
PELE Pennsylvania Electric	PELE - TL 115KV	TITUSVILLE to UNION CITY	35500 - Poles And Fixtures	Crossarm	\$1,023.09	\$430.53	\$592.56
PELE Pennsylvania Electric	PELE - TL 115KV	TITUSVILLE to UNION CITY	35500 - Poles And Fixtures	Crossarm	\$1,335.21	\$1,090.88	\$244.33
PELE Pennsylvania Electric	PELE - TL 115KV	TITUSVILLE to UNION CITY	35500 - Poles And Fixtures	Crossarm	\$1,720.17	\$782.92	\$937.25
PELE Pennsylvania Electric	PELE - TL 115KV	TITUSVILLE to UNION CITY	35500 - Poles And Fixtures	Crossarm	\$3,977.89	\$3,238.23	\$739.66
PELE Pennsylvania Electric	PELE - TL 115KV	TITUSVILLE to UNION CITY	35500 - Poles And Fixtures	Crossarm	\$6,325.79	\$2,551.69	\$3,774.10
PELE Pennsylvania Electric	PELE - TL 115KV	TITUSVILLE to UNION CITY	35500 - Poles And Fixtures	Crossarm	\$17,510.36	\$13,622.31	\$3,888.05
PELE Pennsylvania Electric	PELE - TL 115KV	TITUSVILLE to UNION CITY	35500 - Poles And Fixtures	Crossarm	\$37,923.00	\$30,611.48	\$7,311.52
PELE Pennsylvania Electric	PELE - TL 115KV	TITUSVILLE to UNION CITY	35500 - Poles And Fixtures	Non-Unitized	\$230,090.61	\$1,494.41	\$228,596.20
PELE Pennsylvania Electric	PELE - TL 115KV	TITUSVILLE to UNION CITY	35500 - Poles And Fixtures	Wood Pole	\$300.44	\$246.98	\$53.46
PELE Pennsylvania Electric	PELE - TL 115KV	TITUSVILLE to UNION CITY	35500 - Poles And Fixtures	Wood Pole	\$584.99	\$412.69	\$172.30
PELE Pennsylvania Electric	PELE - TL 115KV	TITUSVILLE to UNION CITY	35500 - Poles And Fixtures	Wood Pole	\$924.13	\$755.03	\$169.10
PELE Pennsylvania Electric	PELE - TL 115KV	TITUSVILLE to UNION CITY	35500 - Poles And Fixtures	Wood Pole	\$3,575.54	\$1,627.37	\$1,948.17
PELE Pennsylvania Electric	PELE - TL 115KV	TITUSVILLE to UNION CITY	35500 - Poles And Fixtures	Wood Pole	\$4,387.10	\$3,571.34	\$815.76
PELE Pennsylvania Electric	PELE - TL 115KV	TITUSVILLE to UNION CITY	35500 - Poles And Fixtures	Wood Pole	\$4,952.23	\$2,083.95	\$2,868.28
PELE Pennsylvania Electric	PELE - TL 115KV	TITUSVILLE to UNION CITY	35500 - Poles And Fixtures	Wood Pole	\$6,313.85	\$1,537.44	\$4,776.41
PELE Pennsylvania Electric	PELE - TL 115KV	TITUSVILLE to UNION CITY	35500 - Poles And Fixtures	Wood Pole	\$25,464.15	\$6,650.94	\$18,813.21
PELE Pennsylvania Electric	PELE - TL 115KV	TITUSVILLE to UNION CITY	35500 - Poles And Fixtures	Wood Pole	\$30,360.14	\$12,246.63	\$18,113.51
PELE Pennsylvania Electric	PELE - TL 115KV	TITUSVILLE to UNION CITY	35500 - Poles And Fixtures	Wood Pole	\$35,724.75	\$27,792.32	\$7,932.43
PELE Pennsylvania Electric	PELE - TL 115KV	TITUSVILLE to UNION CITY	35500 - Poles And Fixtures	Wood Pole	\$37,923.01	\$30,611.49	\$7,311.52

Company	Major Location	Asset Location	Utility Account	Asset Retirement Unit	Book Cost	Allocated Reserve	Net Book Value
		TITUSVILLE to UNION CITY Total			\$451,323.96	\$142,036.45	\$309,287.51
PELE Pennsylvania Electric	PELE - TL 115KV	TOWER 51 to HOOVERSVILLE	35500 - Poles And Fixtures	Crossarm	\$634.25	\$395.43	\$238.82
PELE Pennsylvania Electric	PELE - TL 115KV	TOWER 51 to HOOVERSVILLE	35500 - Poles And Fixtures	Crossarm	\$7,879.49	\$5,015.47	\$2,864.02
PELE Pennsylvania Electric	PELE - TL 115KV	TOWER 51 to HOOVERSVILLE	35500 - Poles And Fixtures	Crossarm	\$29,242.41	\$1,397.59	\$27,844.82
PELE Pennsylvania Electric	PELE - TL 115KV	TOWER 51 to HOOVERSVILLE	35500 - Poles And Fixtures	Wood Pole	\$140.56	\$116.88	\$23.68
PELE Pennsylvania Electric	PELE - TL 115KV	TOWER 51 to HOOVERSVILLE	35500 - Poles And Fixtures	Wood Pole	\$313.52	\$245.74	\$67.78
PELE Pennsylvania Electric	PELE - TL 115KV	TOWER 51 to HOOVERSVILLE	35500 - Poles And Fixtures	Wood Pole	\$634.25	\$395.43	\$238.82
PELE Pennsylvania Electric	PELE - TL 115KV	TOWER 51 to HOOVERSVILLE	35500 - Poles And Fixtures	Wood Pole	\$27,792.70	\$17,690.66	\$10,102.04
PELE Pennsylvania Electric	PELE - TL 115KV	TOWER 51 to HOOVERSVILLE	35500 - Poles And Fixtures	Wood Pole	\$181,304.50	\$8,665.11	\$172,639.39
		TOWER 51 to HOOVERSVILLE Total			\$247,941.68	\$33,922.31	\$214,019.37
PELE Pennsylvania Electric	PELE - TL 115KV	TOWER HILL to WARD	35500 - Poles And Fixtures	Non-Unitized	\$628.60	\$4.08	\$624.52
PELE Pennsylvania Electric	PELE - TL 115KV	TOWER HILL to WARD	35500 - Poles And Fixtures	Phase Raiser	\$63,932.02	\$415.23	\$63,516.79
PELE Pennsylvania Electric	PELE - TL 115KV	TOWER HILL to WARD	35500 - Poles And Fixtures	Wood Pole	\$206.26	\$35.92	\$170.34
PELE Pennsylvania Electric	PELE - TL 115KV	TOWER HILL to WARD	35500 - Poles And Fixtures	Wood Pole	\$7,887.31	\$2,200.26	\$5,687.05
PELE Pennsylvania Electric	PELE - TL 115KV	TOWER HILL to WARD	35500 - Poles And Fixtures	Wood Pole	\$2,612,181.14	\$682,271.31	\$1,929,909.83
		TOWER HILL to WARD Total			\$2,684,926.33	\$684,926.82	\$1,999,908.51
PELE Pennsylvania Electric	PELE - TL 115KV	TRADE CITY to PUNXSUTAWNEY	35500 - Poles And Fixtures	Crossarm	\$88,061.62	\$49,943.07	\$38,118.55
PELE Pennsylvania Electric	PELE - TL 115KV	TRADE CITY to PUNXSUTAWNEY	35500 - Poles And Fixtures	Wood Pole	\$153,932.75	\$87,301.06	\$66,631.69
		TRADE CITY to PUNXSUTAWNEY Total			\$241,994.37	\$137,244.13	\$104,750.24
PELE Pennsylvania Electric	PELE - Dist Subs	TWIN ROCKS SUB 46KV	35500 - Poles And Fixtures	Wood Pole	\$1,339.51	\$349.87	\$989.64
		TWIN ROCKS SUB 46KV Total			\$1,339.51	\$349.87	\$989.64
PELE Pennsylvania Electric	PELE - Unspecified	Unspecified - PELE - WR Pa	35500 - Poles And Fixtures	Crossarm	\$0.01	\$0.00	\$0.01
PELE Pennsylvania Electric	PELE - Unspecified	Unspecified - PELE - WR Pa	35500 - Poles And Fixtures	Crossarm	\$93,522.99	\$607.42	\$92,915.57
PELE Pennsylvania Electric	PELE - Unspecified	Unspecified - PELE - WR Pa	35500 - Poles And Fixtures	Crossarm	\$160,066.15	\$7,650.07	\$152,416.08
PELE Pennsylvania Electric	PELE - Unspecified	Unspecified - PELE - WR Pa	35500 - Poles And Fixtures	Crossarm	\$253,725.46	\$8,524.65	\$245,200.81
PELE Pennsylvania Electric	PELE - Unspecified	Unspecified - PELE - WR Pa	35500 - Poles And Fixtures	Crossarm	\$267,106.27	\$5,295.64	\$261,810.63
PELE Pennsylvania Electric	PELE - Unspecified	Unspecified - PELE - WR Pa	35500 - Poles And Fixtures	Non-Unitized	\$0.08	\$0.01	\$0.07
PELE Pennsylvania Electric	PELE - Unspecified	Unspecified - PELE - WR Pa	35500 - Poles And Fixtures	Non-Unitized	\$14,206.58	\$477.31	\$13,729.27
PELE Pennsylvania Electric	PELE - Unspecified	Unspecified - PELE - WR Pa	35500 - Poles And Fixtures	Non-Unitized	\$18,160.61	\$867.95	\$17,292.66
PELE Pennsylvania Electric	PELE - Unspecified	Unspecified - PELE - WR Pa	35500 - Poles And Fixtures	Non-Unitized	\$42,189.13	\$2,016.35	\$40,172.78
PELE Pennsylvania Electric	PELE - Unspecified	Unspecified - PELE - WR Pa	35500 - Poles And Fixtures	Non-Unitized	\$227,868.06	\$4,517.70	\$223,350.36
PELE Pennsylvania Electric	PELE - Unspecified	Unspecified - PELE - WR Pa	35500 - Poles And Fixtures	Non-Unitized	\$1,534,342.58	\$9,965.39	\$1,524,377.19
PELE Pennsylvania Electric	PELE - Unspecified	Unspecified - PELE - WR Pa	35500 - Poles And Fixtures	Non-Unitized	\$5,362,512.89	\$34,828.52	\$5,327,684.37
PELE Pennsylvania Electric	PELE - Unspecified	Unspecified - PELE - WR Pa	35500 - Poles And Fixtures	Phase Raiser	\$43,601.41	\$1,464.92	\$42,136.49
PELE Pennsylvania Electric	PELE - Unspecified	Unspecified - PELE - WR Pa	35500 - Poles And Fixtures	Phase Raiser	\$825,409.77	\$16,364.53	\$809,045.24
PELE Pennsylvania Electric	PELE - Unspecified	Unspecified - PELE - WR Pa	35500 - Poles And Fixtures	Unspecified	\$5,869,819.64	\$197,213.88	\$5,672,605.76
PELE Pennsylvania Electric	PELE - Unspecified	Unspecified - PELE - WR Pa	35500 - Poles And Fixtures	Wood Pole	\$223,987.90	\$7,525.53	\$216,462.37
PELE Pennsylvania Electric	PELE - Unspecified	Unspecified - PELE - WR Pa	35500 - Poles And Fixtures	Wood Pole	\$443,861.72	\$77,312.20	\$366,549.52
PELE Pennsylvania Electric	PELE - Unspecified	Unspecified - PELE - WR Pa	35500 - Poles And Fixtures	Wood Pole	\$873,481.49	\$41,746.43	\$831,735.06
PELE Pennsylvania Electric	PELE - Unspecified	Unspecified - PELE - WR Pa	35500 - Poles And Fixtures	Wood Pole Fully Dressed - TBT	\$47,390.30	\$1,592.22	\$45,798.08
		Unspecified - PELE - WR Pa Total			\$16,301,253.04	\$417,970.71	\$15,883,282.33
PELE Pennsylvania Electric	PELE - TL 115KV	VENANGO JUNCTION to SPRINGBORO	35500 - Poles And Fixtures	Crossarm	\$1,186.09	\$880.33	\$305.76
PELE Pennsylvania Electric	PELE - TL 115KV	VENANGO JUNCTION to SPRINGBORO	35500 - Poles And Fixtures	Crossarm	\$1,664.68	\$1,221.40	\$443.28
PELE Pennsylvania Electric	PELE - TL 115KV	VENANGO JUNCTION to SPRINGBORO	35500 - Poles And Fixtures	Crossarm	\$35,957.11	\$28,379.55	\$7,577.56
PELE Pennsylvania Electric	PELE - TL 115KV	VENANGO JUNCTION to SPRINGBORO	35500 - Poles And Fixtures	Wood Pole	\$2,967.24	\$2,202.31	\$764.93
PELE Pennsylvania Electric	PELE - TL 115KV	VENANGO JUNCTION to SPRINGBORO	35500 - Poles And Fixtures	Wood Pole	\$4,585.44	\$3,364.40	\$1,221.04
PELE Pennsylvania Electric	PELE - TL 115KV	VENANGO JUNCTION to SPRINGBORO	35500 - Poles And Fixtures	Wood Pole	\$50,548.76	\$39,896.16	\$10,652.60
		VENANGO JUNCTION to SPRINGBORO Total			\$96,909.32	\$75,944.16	\$20,965.16
PELE Pennsylvania Electric	PELE - TL 115KV	WARREN to CORRY EAST to BUFFALO ROAD	35500 - Poles And Fixtures	Crossarm	\$561.83	\$425.78	\$136.05
PELE Pennsylvania Electric	PELE - TL 115KV	WARREN to CORRY EAST to BUFFALO ROAD	35500 - Poles And Fixtures	Crossarm	\$572.23	\$429.32	\$142.91
PELE Pennsylvania Electric	PELE - TL 115KV	WARREN to CORRY EAST to BUFFALO ROAD	35500 - Poles And Fixtures	Crossarm	\$665.87	\$476.32	\$189.55
PELE Pennsylvania Electric	PELE - TL 115KV	WARREN to CORRY EAST to BUFFALO ROAD	35500 - Poles And Fixtures	Crossarm	\$707.49	\$545.95	\$161.54
PELE Pennsylvania Electric	PELE - TL 115KV	WARREN to CORRY EAST to BUFFALO ROAD	35500 - Poles And Fixtures	Crossarm	\$1,238.11	\$433.77	\$804.34
PELE Pennsylvania Electric	PELE - TL 115KV	WARREN to CORRY EAST to BUFFALO ROAD	35500 - Poles And Fixtures	Crossarm	\$1,499.31	\$498.54	\$1,000.77

Company	Major Location	Asset Location	Utility Account	Asset Retirement Unit	Book Cost	Allocated Reserve	Net Book Value
PELE Pennsylvania Electric	PELE - TL 115KV	WARREN to CORRY EAST to BUFFALO ROAD	35500 - Poles And Fixtures	Crossarm	\$5,750.56	\$1,604.19	\$4,146.37
PELE Pennsylvania Electric	PELE - TL 115KV	WARREN to CORRY EAST to BUFFALO ROAD	35500 - Poles And Fixtures	Crossarm	\$9,988.09	\$4,880.09	\$5,108.00
PELE Pennsylvania Electric	PELE - TL 115KV	WARREN to CORRY EAST to BUFFALO ROAD	35500 - Poles And Fixtures	Crossarm	\$14,388.92	\$93.46	\$14,295.46
PELE Pennsylvania Electric	PELE - TL 115KV	WARREN to CORRY EAST to BUFFALO ROAD	35500 - Poles And Fixtures	Crossarm	\$48,754.34	\$31,033.19	\$17,721.15
PELE Pennsylvania Electric	PELE - TL 115KV	WARREN to CORRY EAST to BUFFALO ROAD	35500 - Poles And Fixtures	Crossarm	\$117,034.00	\$92,960.77	\$24,073.23
PELE Pennsylvania Electric	PELE - TL 115KV	WARREN to CORRY EAST to BUFFALO ROAD	35500 - Poles And Fixtures	Non-Unitized	\$258.12	\$1.67	\$256.45
PELE Pennsylvania Electric	PELE - TL 115KV	WARREN to CORRY EAST to BUFFALO ROAD	35500 - Poles And Fixtures	Non-Unitized	\$99,962.66	\$649.25	\$99,313.41
PELE Pennsylvania Electric	PELE - TL 115KV	WARREN to CORRY EAST to BUFFALO ROAD	35500 - Poles And Fixtures	Phase Raiser	\$3,903,299.82	\$25,351.51	\$3,877,948.31
PELE Pennsylvania Electric	PELE - TL 115KV	WARREN to CORRY EAST to BUFFALO ROAD	35500 - Poles And Fixtures	Steel Pole Fully Dressed	\$5,667.88	\$1,985.71	\$3,682.17
PELE Pennsylvania Electric	PELE - TL 115KV	WARREN to CORRY EAST to BUFFALO ROAD	35500 - Poles And Fixtures	Steel Pole Fully Dressed	\$8,166.77	\$5,198.33	\$2,968.44
PELE Pennsylvania Electric	PELE - TL 115KV	WARREN to CORRY EAST to BUFFALO ROAD	35500 - Poles And Fixtures	Wood Pole	\$634.55	\$154.51	\$480.04
PELE Pennsylvania Electric	PELE - TL 115KV	WARREN to CORRY EAST to BUFFALO ROAD	35500 - Poles And Fixtures	Wood Pole	\$1,499.31	\$498.54	\$1,000.77
PELE Pennsylvania Electric	PELE - TL 115KV	WARREN to CORRY EAST to BUFFALO ROAD	35500 - Poles And Fixtures	Wood Pole	\$1,783.11	\$1,337.77	\$445.34
PELE Pennsylvania Electric	PELE - TL 115KV	WARREN to CORRY EAST to BUFFALO ROAD	35500 - Poles And Fixtures	Wood Pole	\$2,170.46	\$1,552.62	\$617.84
PELE Pennsylvania Electric	PELE - TL 115KV	WARREN to CORRY EAST to BUFFALO ROAD	35500 - Poles And Fixtures	Wood Pole	\$2,733.14	\$2,109.11	\$624.03
PELE Pennsylvania Electric	PELE - TL 115KV	WARREN to CORRY EAST to BUFFALO ROAD	35500 - Poles And Fixtures	Wood Pole	\$4,726.89	\$1,656.04	\$3,070.85
PELE Pennsylvania Electric	PELE - TL 115KV	WARREN to CORRY EAST to BUFFALO ROAD	35500 - Poles And Fixtures	Wood Pole	\$5,743.48	\$4,501.80	\$1,241.68
PELE Pennsylvania Electric	PELE - TL 115KV	WARREN to CORRY EAST to BUFFALO ROAD	35500 - Poles And Fixtures	Wood Pole	\$5,750.56	\$1,604.19	\$4,146.37
PELE Pennsylvania Electric	PELE - TL 115KV	WARREN to CORRY EAST to BUFFALO ROAD	35500 - Poles And Fixtures	Wood Pole	\$5,932.21	\$4,495.63	\$1,436.58
PELE Pennsylvania Electric	PELE - TL 115KV	WARREN to CORRY EAST to BUFFALO ROAD	35500 - Poles And Fixtures	Wood Pole	\$7,755.86	\$50.38	\$7,705.48
PELE Pennsylvania Electric	PELE - TL 115KV	WARREN to CORRY EAST to BUFFALO ROAD	35500 - Poles And Fixtures	Wood Pole	\$14,412.15	\$7,277.07	\$7,135.08
PELE Pennsylvania Electric	PELE - TL 115KV	WARREN to CORRY EAST to BUFFALO ROAD	35500 - Poles And Fixtures	Wood Pole	\$27,269.15	\$13,323.45	\$13,945.70
PELE Pennsylvania Electric	PELE - TL 115KV	WARREN to CORRY EAST to BUFFALO ROAD	35500 - Poles And Fixtures	Wood Pole	\$135,710.67	\$86,382.78	\$49,327.89
PELE Pennsylvania Electric	PELE - TL 115KV	WARREN to CORRY EAST to BUFFALO ROAD	35500 - Poles And Fixtures	Wood Pole	\$147,399.15	\$117,079.98	\$30,319.17
		WARREN to CORRY EAST to BUFFALO ROAD Total			\$4,582,036.69	\$408,591.72	\$4,173,444.97
PELE Pennsylvania Electric	PELE - TL 115KV	WARREN to FALCONER to NIAGARA MOHAWK	35500 - Poles And Fixtures	Crossarm	\$256.64	\$208.92	\$47.72
PELE Pennsylvania Electric	PELE - TL 115KV	WARREN to FALCONER to NIAGARA MOHAWK	35500 - Poles And Fixtures	Crossarm	\$332.94	\$272.90	\$60.04
PELE Pennsylvania Electric	PELE - TL 115KV	WARREN to FALCONER to NIAGARA MOHAWK	35500 - Poles And Fixtures	Crossarm	\$665.87	\$476.32	\$189.55
PELE Pennsylvania Electric	PELE - TL 115KV	WARREN to FALCONER to NIAGARA MOHAWK	35500 - Poles And Fixtures	Crossarm	\$735.23	\$562.43	\$172.80
PELE Pennsylvania Electric	PELE - TL 115KV	WARREN to FALCONER to NIAGARA MOHAWK	35500 - Poles And Fixtures	Crossarm	\$2,580.26	\$1,174.38	\$1,405.88
PELE Pennsylvania Electric	PELE - TL 115KV	WARREN to FALCONER to NIAGARA MOHAWK	35500 - Poles And Fixtures	Crossarm	\$2,594.13	\$2,072.65	\$521.48
PELE Pennsylvania Electric	PELE - TL 115KV	WARREN to FALCONER to NIAGARA MOHAWK	35500 - Poles And Fixtures	Crossarm	\$4,238.00	\$3,366.27	\$871.73
PELE Pennsylvania Electric	PELE - TL 115KV	WARREN to FALCONER to NIAGARA MOHAWK	35500 - Poles And Fixtures	Crossarm	\$26,780.55	\$20,295.22	\$6,485.33
PELE Pennsylvania Electric	PELE - TL 115KV	WARREN to FALCONER to NIAGARA MOHAWK	35500 - Poles And Fixtures	Non-Unitized	\$685,005.11	\$4,449.03	\$680,556.08
PELE Pennsylvania Electric	PELE - TL 115KV	WARREN to FALCONER to NIAGARA MOHAWK	35500 - Poles And Fixtures	Wood Pole	\$303.08	\$246.72	\$56.36
PELE Pennsylvania Electric	PELE - TL 115KV	WARREN to FALCONER to NIAGARA MOHAWK	35500 - Poles And Fixtures	Wood Pole	\$606.83	\$497.40	\$109.43
PELE Pennsylvania Electric	PELE - TL 115KV	WARREN to FALCONER to NIAGARA MOHAWK	35500 - Poles And Fixtures	Wood Pole	\$949.64	\$298.81	\$650.83
PELE Pennsylvania Electric	PELE - TL 115KV	WARREN to FALCONER to NIAGARA MOHAWK	35500 - Poles And Fixtures	Wood Pole	\$1,011.78	\$1,011.13	\$310.65
PELE Pennsylvania Electric	PELE - TL 115KV	WARREN to FALCONER to NIAGARA MOHAWK	35500 - Poles And Fixtures	Wood Pole	\$2,170.45	\$1,552.61	\$617.84
PELE Pennsylvania Electric	PELE - TL 115KV	WARREN to FALCONER to NIAGARA MOHAWK	35500 - Poles And Fixtures	Wood Pole	\$3,088.80	\$2,467.88	\$620.92
PELE Pennsylvania Electric	PELE - TL 115KV	WARREN to FALCONER to NIAGARA MOHAWK	35500 - Poles And Fixtures	Wood Pole	\$3,919.42	\$1,783.89	\$2,135.53
PELE Pennsylvania Electric	PELE - TL 115KV	WARREN to FALCONER to NIAGARA MOHAWK	35500 - Poles And Fixtures	Wood Pole	\$6,468.55	\$5,138.00	\$1,330.55
PELE Pennsylvania Electric	PELE - TL 115KV	WARREN to FALCONER to NIAGARA MOHAWK	35500 - Poles And Fixtures	Wood Pole	\$67,821.76	\$51,397.66	\$16,424.10
		WARREN to FALCONER to NIAGARA MOHAWK Total			\$809,839.04	\$97,272.22	\$712,566.82
PELE Pennsylvania Electric	PELE - TL 115KV	WARREN to WARREN SOUTH to LEWIS RUN	35500 - Poles And Fixtures	Crossarm	\$197.68	\$146.72	\$50.96
PELE Pennsylvania Electric	PELE - TL 115KV	WARREN to WARREN SOUTH to LEWIS RUN	35500 - Poles And Fixtures	Crossarm	\$208.09	\$152.68	\$55.41
PELE Pennsylvania Electric	PELE - TL 115KV	WARREN to WARREN SOUTH to LEWIS RUN	35500 - Poles And Fixtures	Crossarm	\$208.09	\$171.50	\$36.59
PELE Pennsylvania Electric	PELE - TL 115KV	WARREN to WARREN SOUTH to LEWIS RUN	35500 - Poles And Fixtures	Crossarm	\$554.89	\$379.72	\$175.17
PELE Pennsylvania Electric	PELE - TL 115KV	WARREN to WARREN SOUTH to LEWIS RUN	35500 - Poles And Fixtures	Crossarm	\$735.23	\$562.43	\$172.80
PELE Pennsylvania Electric	PELE - TL 115KV	WARREN to WARREN SOUTH to LEWIS RUN	35500 - Poles And Fixtures	Crossarm	\$884.36	\$688.00	\$196.36
PELE Pennsylvania Electric	PELE - TL 115KV	WARREN to WARREN SOUTH to LEWIS RUN	35500 - Poles And Fixtures	Crossarm	\$4,175.57	\$2,810.32	\$1,365.25
PELE Pennsylvania Electric	PELE - TL 115KV	WARREN to WARREN SOUTH to LEWIS RUN	35500 - Poles And Fixtures	Crossarm	\$21,047.81	\$7,373.99	\$13,673.82
PELE Pennsylvania Electric	PELE - TL 115KV	WARREN to WARREN SOUTH to LEWIS RUN	35500 - Poles And Fixtures	Crossarm	\$34,791.83	\$14,034.28	\$20,757.55
PELE Pennsylvania Electric	PELE - TL 115KV	WARREN to WARREN SOUTH to LEWIS RUN	35500 - Poles And Fixtures	Steel Pole Fully Dressed	\$27,894.38	\$9,772.66	\$18,121.72

Company	Major Location	Asset Location	Utility Account	Asset Retirement Unit	Book Cost	Allocated Reserve	Net Book Value
PELE Pennsylvania Electric	PELE - TL 115KV	WARREN to WARREN SOUTH to LEWIS RUN	35500 - Poles And Fixtures	Wood Pole	\$212.28	\$174.95	\$37.33
PELE Pennsylvania Electric	PELE - TL 115KV	WARREN to WARREN SOUTH to LEWIS RUN	35500 - Poles And Fixtures	Wood Pole	\$420.37	\$312.00	\$108.37
PELE Pennsylvania Electric	PELE - TL 115KV	WARREN to WARREN SOUTH to LEWIS RUN	35500 - Poles And Fixtures	Wood Pole	\$732.74	\$560.53	\$172.21
PELE Pennsylvania Electric	PELE - TL 115KV	WARREN to WARREN SOUTH to LEWIS RUN	35500 - Poles And Fixtures	Wood Pole	\$763.98	\$560.54	\$203.44
PELE Pennsylvania Electric	PELE - TL 115KV	WARREN to WARREN SOUTH to LEWIS RUN	35500 - Poles And Fixtures	Wood Pole	\$1,244.36	\$968.06	\$276.30
PELE Pennsylvania Electric	PELE - TL 115KV	WARREN to WARREN SOUTH to LEWIS RUN	35500 - Poles And Fixtures	Wood Pole	\$2,434.79	\$809.59	\$1,625.20
PELE Pennsylvania Electric	PELE - TL 115KV	WARREN to WARREN SOUTH to LEWIS RUN	35500 - Poles And Fixtures	Wood Pole	\$2,730.53	\$1,868.53	\$862.00
PELE Pennsylvania Electric	PELE - TL 115KV	WARREN to WARREN SOUTH to LEWIS RUN	35500 - Poles And Fixtures	Wood Pole	\$9,610.33	\$2,852.28	\$6,758.05
PELE Pennsylvania Electric	PELE - TL 115KV	WARREN to WARREN SOUTH to LEWIS RUN	35500 - Poles And Fixtures	Wood Pole	\$11,302.87	\$7,607.26	\$3,695.61
PELE Pennsylvania Electric	PELE - TL 115KV	WARREN to WARREN SOUTH to LEWIS RUN	35500 - Poles And Fixtures	Wood Pole	\$60,096.03	\$21,054.34	\$39,041.69
PELE Pennsylvania Electric	PELE - TL 115KV	WARREN to WARREN SOUTH to LEWIS RUN	35500 - Poles And Fixtures	Wood Pole	\$173,632.95	\$70,039.82	\$103,593.13
		WARREN to WARREN SOUTH to LEWIS RUN Total			\$353,879.16	\$142,900.19	\$210,978.97
PELE Pennsylvania Electric	PELE SUBTRANS SUBS	WARRIOR RIDGE TRANS SUB	35500 - Poles And Fixtures	Crossarm	\$385.37	\$12.95	\$372.42
PELE Pennsylvania Electric	PELE SUBTRANS SUBS	WARRIOR RIDGE TRANS SUB	35500 - Poles And Fixtures	Crossarm	\$1,630.04	\$101.71	\$1,528.33
PELE Pennsylvania Electric	PELE SUBTRANS SUBS	WARRIOR RIDGE TRANS SUB	35500 - Poles And Fixtures	Wood Pole	\$2,092.54	\$546.55	\$1,545.99
PELE Pennsylvania Electric	PELE SUBTRANS SUBS	WARRIOR RIDGE TRANS SUB	35500 - Poles And Fixtures	Wood Pole	\$8,071.10	\$503.58	\$7,567.52
		WARRIOR RIDGE TRANS SUB Total			\$12,179.05	\$1,164.78	\$11,014.27
PELE Pennsylvania Electric	PELE - TL 115KV	WAYNE to GENEVA	35500 - Poles And Fixtures	Crossarm	\$1,602.26	\$955.11	\$647.15
PELE Pennsylvania Electric	PELE - TL 115KV	WAYNE to GENEVA	35500 - Poles And Fixtures	Crossarm	\$6,117.70	\$5,086.98	\$1,030.72
PELE Pennsylvania Electric	PELE - TL 115KV	WAYNE to GENEVA	35500 - Poles And Fixtures	Crossarm	\$25,303.15	\$18,100.40	\$7,202.75
PELE Pennsylvania Electric	PELE - TL 115KV	WAYNE to GENEVA	35500 - Poles And Fixtures	Non-Unitized	\$79,727.02	\$517.82	\$79,209.20
PELE Pennsylvania Electric	PELE - TL 115KV	WAYNE to GENEVA	35500 - Poles And Fixtures	Wood Pole	\$1,849.77	\$1,102.65	\$747.12
PELE Pennsylvania Electric	PELE - TL 115KV	WAYNE to GENEVA	35500 - Poles And Fixtures	Wood Pole	\$9,465.98	\$7,871.13	\$1,594.85
PELE Pennsylvania Electric	PELE - TL 115KV	WAYNE to GENEVA	35500 - Poles And Fixtures	Wood Pole	\$116,370.92	\$83,244.98	\$33,125.94
		WAYNE to GENEVA Total			\$240,436.80	\$116,879.08	\$123,557.72
PELE Pennsylvania Electric	PELE - TL 115KV	WAYNE to MORGAN STREET	35500 - Poles And Fixtures	Wood Pole	\$93,167.80	\$30,979.44	\$62,188.36
PELE Pennsylvania Electric	PELE - TL 115KV	WAYNE to MORGAN STREET	35500 - Poles And Fixtures	Wood Pole	\$191,539.62	\$114,177.16	\$77,362.46
		WAYNE to MORGAN STREET Total			\$284,707.42	\$145,156.60	\$139,550.82
PELE Pennsylvania Electric	PELE - TL 115KV	WAYNE to UTICA JCT to ECLIPSE	35500 - Poles And Fixtures	Crossarm	\$353.74	\$272.97	\$80.77
PELE Pennsylvania Electric	PELE - TL 115KV	WAYNE to UTICA JCT to ECLIPSE	35500 - Poles And Fixtures	Crossarm	\$596.51	\$401.48	\$195.03
PELE Pennsylvania Electric	PELE - TL 115KV	WAYNE to UTICA JCT to ECLIPSE	35500 - Poles And Fixtures	Crossarm	\$749.11	\$567.70	\$181.41
PELE Pennsylvania Electric	PELE - TL 115KV	WAYNE to UTICA JCT to ECLIPSE	35500 - Poles And Fixtures	Crossarm	\$1,581.45	\$1,173.77	\$407.68
PELE Pennsylvania Electric	PELE - TL 115KV	WAYNE to UTICA JCT to ECLIPSE	35500 - Poles And Fixtures	Crossarm	\$6,658.72	\$3,253.39	\$3,405.33
PELE Pennsylvania Electric	PELE - TL 115KV	WAYNE to UTICA JCT to ECLIPSE	35500 - Poles And Fixtures	Crossarm	\$149,821.28	\$80,408.81	\$69,412.47
PELE Pennsylvania Electric	PELE - TL 115KV	WAYNE to UTICA JCT to ECLIPSE	35500 - Poles And Fixtures	Non-Unitized	\$74,465.61	\$483.64	\$73,981.97
PELE Pennsylvania Electric	PELE - TL 115KV	WAYNE to UTICA JCT to ECLIPSE	35500 - Poles And Fixtures	Wood Pole	\$622.59	\$480.44	\$142.15
PELE Pennsylvania Electric	PELE - TL 115KV	WAYNE to UTICA JCT to ECLIPSE	35500 - Poles And Fixtures	Wood Pole	\$1,113.11	\$843.55	\$269.56
PELE Pennsylvania Electric	PELE - TL 115KV	WAYNE to UTICA JCT to ECLIPSE	35500 - Poles And Fixtures	Wood Pole	\$2,196.95	\$1,478.63	\$718.32
PELE Pennsylvania Electric	PELE - TL 115KV	WAYNE to UTICA JCT to ECLIPSE	35500 - Poles And Fixtures	Wood Pole	\$7,272.43	\$5,397.68	\$1,874.75
PELE Pennsylvania Electric	PELE - TL 115KV	WAYNE to UTICA JCT to ECLIPSE	35500 - Poles And Fixtures	Wood Pole	\$27,918.44	\$13,640.69	\$14,277.75
PELE Pennsylvania Electric	PELE - TL 115KV	WAYNE to UTICA JCT to ECLIPSE	35500 - Poles And Fixtures	Wood Pole	\$344,178.13	\$184,719.78	\$159,458.35
		WAYNE to UTICA JCT to ECLIPSE Total			\$617,528.07	\$293,122.53	\$324,405.54
PELE Pennsylvania Electric	PELE - Dist Subs	WESTFALL SUB (ALTOONA)	35500 - Poles And Fixtures	Wood Pole	\$753.77	\$196.88	\$556.89
PELE Pennsylvania Electric	PELE - Dist Subs	WESTFALL SUB (ALTOONA)	35500 - Poles And Fixtures	Wood Pole	\$5,577.81	\$1,556.00	\$4,021.81
		WESTFALL SUB (ALTOONA) Total			\$6,331.58	\$1,752.88	\$4,578.70
PELE Pennsylvania Electric	PELE - TL 115KV	WESTFALL to TYRONE NORTH to PHILIP SUB	35500 - Poles And Fixtures	Crossarm	\$339.87	\$266.39	\$73.48
PELE Pennsylvania Electric	PELE - TL 115KV	WESTFALL to TYRONE NORTH to PHILIP SUB	35500 - Poles And Fixtures	Crossarm	\$353.74	\$275.20	\$78.54
PELE Pennsylvania Electric	PELE - TL 115KV	WESTFALL to TYRONE NORTH to PHILIP SUB	35500 - Poles And Fixtures	Crossarm	\$404.34	\$141.66	\$262.68
PELE Pennsylvania Electric	PELE - TL 115KV	WESTFALL to TYRONE NORTH to PHILIP SUB	35500 - Poles And Fixtures	Crossarm	\$735.23	\$562.43	\$172.80
PELE Pennsylvania Electric	PELE - TL 115KV	WESTFALL to TYRONE NORTH to PHILIP SUB	35500 - Poles And Fixtures	Crossarm	\$1,012.68	\$617.73	\$394.95
PELE Pennsylvania Electric	PELE - TL 115KV	WESTFALL to TYRONE NORTH to PHILIP SUB	35500 - Poles And Fixtures	Crossarm	\$1,141.50	\$338.79	\$802.71
PELE Pennsylvania Electric	PELE - TL 115KV	WESTFALL to TYRONE NORTH to PHILIP SUB	35500 - Poles And Fixtures	Crossarm	\$1,154.87	\$445.56	\$709.31
PELE Pennsylvania Electric	PELE - TL 115KV	WESTFALL to TYRONE NORTH to PHILIP SUB	35500 - Poles And Fixtures	Crossarm	\$4,217.19	\$1,701.12	\$2,516.07
PELE Pennsylvania Electric	PELE - TL 115KV	WESTFALL to TYRONE NORTH to PHILIP SUB	35500 - Poles And Fixtures	Crossarm	\$8,587.65	\$2,855.50	\$5,732.15

Company	Major Location	Asset Location	Utility Account	Asset Retirement Unit	Book Cost	Allocated Reserve	Net Book Value
PELE Pennsylvania Electric	PELE - TL 115KV	WESTFALL to TYRONE NORTH to PHILIP SUB	35500 - Poles And Fixtures	Crossarm	\$74,161.53	\$59,253.28	\$14,908.25
PELE Pennsylvania Electric	PELE - TL 115KV	WESTFALL to TYRONE NORTH to PHILIP SUB	35500 - Poles And Fixtures	Wood Pole	(\$126.15)	(\$6.03)	(\$120.12)
PELE Pennsylvania Electric	PELE - TL 115KV	WESTFALL to TYRONE NORTH to PHILIP SUB	35500 - Poles And Fixtures	Wood Pole	\$377.05	\$295.53	\$81.52
PELE Pennsylvania Electric	PELE - TL 115KV	WESTFALL to TYRONE NORTH to PHILIP SUB	35500 - Poles And Fixtures	Wood Pole	\$404.35	\$141.67	\$262.68
PELE Pennsylvania Electric	PELE - TL 115KV	WESTFALL to TYRONE NORTH to PHILIP SUB	35500 - Poles And Fixtures	Wood Pole	\$421.74	\$328.09	\$93.65
PELE Pennsylvania Electric	PELE - TL 115KV	WESTFALL to TYRONE NORTH to PHILIP SUB	35500 - Poles And Fixtures	Wood Pole	\$610.00	\$442.10	\$167.90
PELE Pennsylvania Electric	PELE - TL 115KV	WESTFALL to TYRONE NORTH to PHILIP SUB	35500 - Poles And Fixtures	Wood Pole	\$791.99	\$566.55	\$225.44
PELE Pennsylvania Electric	PELE - TL 115KV	WESTFALL to TYRONE NORTH to PHILIP SUB	35500 - Poles And Fixtures	Wood Pole	\$949.64	\$298.81	\$650.83
PELE Pennsylvania Electric	PELE - TL 115KV	WESTFALL to TYRONE NORTH to PHILIP SUB	35500 - Poles And Fixtures	Wood Pole	\$1,077.60	\$415.74	\$661.86
PELE Pennsylvania Electric	PELE - TL 115KV	WESTFALL to TYRONE NORTH to PHILIP SUB	35500 - Poles And Fixtures	Wood Pole	\$1,141.50	\$338.79	\$802.71
PELE Pennsylvania Electric	PELE - TL 115KV	WESTFALL to TYRONE NORTH to PHILIP SUB	35500 - Poles And Fixtures	Wood Pole	\$1,830.00	\$1,342.69	\$487.31
PELE Pennsylvania Electric	PELE - TL 115KV	WESTFALL to TYRONE NORTH to PHILIP SUB	35500 - Poles And Fixtures	Wood Pole	\$3,214.20	\$2,458.78	\$755.42
PELE Pennsylvania Electric	PELE - TL 115KV	WESTFALL to TYRONE NORTH to PHILIP SUB	35500 - Poles And Fixtures	Wood Pole	\$3,234.60	\$1,973.07	\$1,261.53
PELE Pennsylvania Electric	PELE - TL 115KV	WESTFALL to TYRONE NORTH to PHILIP SUB	35500 - Poles And Fixtures	Wood Pole	\$8,587.66	\$2,855.51	\$5,732.15
PELE Pennsylvania Electric	PELE - TL 115KV	WESTFALL to TYRONE NORTH to PHILIP SUB	35500 - Poles And Fixtures	Wood Pole	\$61,497.41	\$24,806.74	\$36,690.67
PELE Pennsylvania Electric	PELE - TL 115KV	WESTFALL to TYRONE NORTH to PHILIP SUB	35500 - Poles And Fixtures	Wood Pole	\$70,248.67	\$56,127.00	\$14,121.67
		WESTFALL to TYRONE NORTH to PHILIP SUB Total			\$246,368.86	\$158,842.71	\$87,526.15
PELE Pennsylvania Electric	PELE - TL 115KV	WHETSTONE to RIDGWAY	35500 - Poles And Fixtures	Crossarm	\$381.49	\$286.21	\$95.28
PELE Pennsylvania Electric	PELE - TL 115KV	WHETSTONE to RIDGWAY	35500 - Poles And Fixtures	Crossarm	\$436.38	\$247.49	\$188.89
PELE Pennsylvania Electric	PELE - TL 115KV	WHETSTONE to RIDGWAY	35500 - Poles And Fixtures	Crossarm	\$499.40	\$394.15	\$105.25
PELE Pennsylvania Electric	PELE - TL 115KV	WHETSTONE to RIDGWAY	35500 - Poles And Fixtures	Crossarm	\$3,107.40	\$1,618.85	\$1,488.55
PELE Pennsylvania Electric	PELE - TL 115KV	WHETSTONE to RIDGWAY	35500 - Poles And Fixtures	Crossarm	\$7,439.04	\$1,942.99	\$5,496.05
PELE Pennsylvania Electric	PELE - TL 115KV	WHETSTONE to RIDGWAY	35500 - Poles And Fixtures	Crossarm	\$29,076.43	\$23,833.02	\$5,243.41
PELE Pennsylvania Electric	PELE - TL 115KV	WHETSTONE to RIDGWAY	35500 - Poles And Fixtures	Wood Pole	\$436.38	\$247.49	\$188.89
PELE Pennsylvania Electric	PELE - TL 115KV	WHETSTONE to RIDGWAY	35500 - Poles And Fixtures	Wood Pole	\$1,364.76	\$1,077.15	\$287.61
PELE Pennsylvania Electric	PELE - TL 115KV	WHETSTONE to RIDGWAY	35500 - Poles And Fixtures	Wood Pole	\$1,703.22	\$1,277.83	\$425.39
PELE Pennsylvania Electric	PELE - TL 115KV	WHETSTONE to RIDGWAY	35500 - Poles And Fixtures	Wood Pole	\$5,922.43	\$3,085.38	\$2,837.05
PELE Pennsylvania Electric	PELE - TL 115KV	WHETSTONE to RIDGWAY	35500 - Poles And Fixtures	Wood Pole	\$33,550.21	\$27,500.04	\$6,050.17
PELE Pennsylvania Electric	PELE - TL 115KV	WHETSTONE to RIDGWAY	35500 - Poles And Fixtures	Wood Pole	\$52,974.74	\$13,836.39	\$39,138.35
PELE Pennsylvania Electric	PELE - TL 115KV	WHETSTONE to RIDGWAY	35500 - Poles And Fixtures	Wood Pole	\$75,133.13	\$8,146.26	\$66,986.87
		WHETSTONE to RIDGWAY Total			\$212,025.01	\$83,493.25	\$128,531.76
		35500 - Poles And Fixtures Total			\$111,531,181.42	\$30,304,458.79	\$81,226,722.63
PELE Pennsylvania Electric	PELE - TL 115KV	ALLEGHENY-SOMERSET	35610 - Overhd Conductr, Devices	Non-Unitized	\$5,848.65	\$37.85	\$5,810.80
		ALLEGHENY-SOMERSET Total			\$5,848.65	\$37.85	\$5,810.80
PELE Pennsylvania Electric	PELE - TL 230KV	ALTOONA to RAYSTOWN	35610 - Overhd Conductr, Devices	Insulator - transmission	\$15,186.19	\$1,665.21	\$13,520.98
PELE Pennsylvania Electric	PELE - TL 230KV	ALTOONA to RAYSTOWN	35610 - Overhd Conductr, Devices	Insulator - transmission	\$40,978.01	\$32,184.56	\$8,793.45
PELE Pennsylvania Electric	PELE - TL 230KV	ALTOONA to RAYSTOWN	35610 - Overhd Conductr, Devices	Wire Fully Dressed	\$825.04	\$90.47	\$734.57
PELE Pennsylvania Electric	PELE - TL 230KV	ALTOONA to RAYSTOWN	35610 - Overhd Conductr, Devices	Wire Fully Dressed	\$1,880.21	\$175.94	\$1,704.27
PELE Pennsylvania Electric	PELE - TL 230KV	ALTOONA to RAYSTOWN	35610 - Overhd Conductr, Devices	Wire Fully Dressed	\$344,489.18	\$270,565.39	\$73,923.79
		ALTOONA to RAYSTOWN Total			\$403,358.63	\$304,681.56	\$98,677.07
PELE Pennsylvania Electric	PELE - TL 115KV	ARNOLD TAP to ARNOLD REC SUB	35610 - Overhd Conductr, Devices	Insulator - transmission	\$640.80	\$372.24	\$268.56
PELE Pennsylvania Electric	PELE - TL 115KV	ARNOLD TAP to ARNOLD REC SUB	35610 - Overhd Conductr, Devices	Insulator - transmission	\$14,267.98	\$1,564.52	\$12,703.46
PELE Pennsylvania Electric	PELE - TL 115KV	ARNOLD TAP to ARNOLD REC SUB	35610 - Overhd Conductr, Devices	Insulator - transmission	\$53,902.36	\$7,705.94	\$46,196.42
PELE Pennsylvania Electric	PELE - TL 115KV	ARNOLD TAP to ARNOLD REC SUB	35610 - Overhd Conductr, Devices	Insulator - transmission	\$168,355.05	\$21,233.23	\$147,121.82
PELE Pennsylvania Electric	PELE - TL 115KV	ARNOLD TAP to ARNOLD REC SUB	35610 - Overhd Conductr, Devices	Non-Unitized	(\$177.21)	(\$13.81)	(\$163.40)
PELE Pennsylvania Electric	PELE - TL 115KV	ARNOLD TAP to ARNOLD REC SUB	35610 - Overhd Conductr, Devices	Non-Unitized	\$177.21	\$16.59	\$160.62
PELE Pennsylvania Electric	PELE - TL 115KV	ARNOLD TAP to ARNOLD REC SUB	35610 - Overhd Conductr, Devices	Wire Fully Dressed	\$1,860.12	\$1,080.53	\$779.59
PELE Pennsylvania Electric	PELE - TL 115KV	ARNOLD TAP to ARNOLD REC SUB	35610 - Overhd Conductr, Devices	Wire Fully Dressed	\$2,161.25	\$236.99	\$1,924.26
PELE Pennsylvania Electric	PELE - TL 115KV	ARNOLD TAP to ARNOLD REC SUB	35610 - Overhd Conductr, Devices	Wire Fully Dressed	\$8,164.93	\$1,167.26	\$6,997.67
PELE Pennsylvania Electric	PELE - TL 115KV	ARNOLD TAP to ARNOLD REC SUB	35610 - Overhd Conductr, Devices	Wire Fully Dressed	\$25,501.79	\$3,216.33	\$22,285.46
		ARNOLD TAP to ARNOLD REC SUB Total			\$274,854.28	\$36,579.82	\$238,274.46
PELE Pennsylvania Electric	PELE - TL 115KV	BEDFORD NORTH ALLEGHENY to SOMERSET	35610 - Overhd Conductr, Devices	Insulator - transmission	\$252.75	\$191.22	\$61.53
PELE Pennsylvania Electric	PELE - TL 115KV	BEDFORD NORTH ALLEGHENY to SOMERSET	35610 - Overhd Conductr, Devices	Insulator - transmission	\$789.68	\$571.14	\$218.54
PELE Pennsylvania Electric	PELE - TL 115KV	BEDFORD NORTH ALLEGHENY to SOMERSET	35610 - Overhd Conductr, Devices	Insulator - transmission	\$1,377.12	\$107.30	\$1,269.82

Company	Major Location	Asset Location	Utility Account	Asset Retirement Unit	Book Cost	Allocated Reserve	Net Book Value
PELE Pennsylvania Electric	PELE - TL 115KV	BEDFORD NORTH ALLEGHENY to SOMERSET	35610 - Overhd Conductr, Devices	Insulator - transmission	\$3,670.42	\$343.47	\$3,326.95
PELE Pennsylvania Electric	PELE - TL 115KV	BEDFORD NORTH ALLEGHENY to SOMERSET	35610 - Overhd Conductr, Devices	Insulator - transmission	\$29,462.96	\$23,636.46	\$5,826.50
PELE Pennsylvania Electric	PELE - TL 115KV	BEDFORD NORTH ALLEGHENY to SOMERSET	35610 - Overhd Conductr, Devices	Insulator - transmission	\$62,587.33	\$48,585.27	\$14,002.06
PELE Pennsylvania Electric	PELE - TL 115KV	BEDFORD NORTH ALLEGHENY to SOMERSET	35610 - Overhd Conductr, Devices	Wire Fully Dressed	\$252.76	\$191.23	\$61.53
PELE Pennsylvania Electric	PELE - TL 115KV	BEDFORD NORTH ALLEGHENY to SOMERSET	35610 - Overhd Conductr, Devices	Wire Fully Dressed	\$288.22	\$22.45	\$265.77
PELE Pennsylvania Electric	PELE - TL 115KV	BEDFORD NORTH ALLEGHENY to SOMERSET	35610 - Overhd Conductr, Devices	Wire Fully Dressed	\$357.22	\$33.42	\$323.80
PELE Pennsylvania Electric	PELE - TL 115KV	BEDFORD NORTH ALLEGHENY to SOMERSET	35610 - Overhd Conductr, Devices	Wire Fully Dressed	\$789.68	\$571.14	\$218.54
PELE Pennsylvania Electric	PELE - TL 115KV	BEDFORD NORTH ALLEGHENY to SOMERSET	35610 - Overhd Conductr, Devices	Wire Fully Dressed	\$47,600.94	\$38,187.52	\$9,413.42
PELE Pennsylvania Electric	PELE - TL 115KV	BEDFORD NORTH ALLEGHENY to SOMERSET	35610 - Overhd Conductr, Devices	Wire Fully Dressed	\$174,225.75	\$135,247.89	\$38,977.86
		BEDFORD NORTH ALLEGHENY to SOMERSET Total			\$321,654.83	\$247,688.49	\$73,966.34
PELE Pennsylvania Electric	PELE SUBTRANS SUBS	BETH 33 CAMBRIA SLOPE SWITCHING STATION	35610 - Overhd Conductr, Devices	Grounding (Towers & Static Wire)	\$418.77	\$26.26	\$392.51
PELE Pennsylvania Electric	PELE SUBTRANS SUBS	BETH 33 CAMBRIA SLOPE SWITCHING STATION	35610 - Overhd Conductr, Devices	Insulator - transmission	\$734.58	\$46.06	\$688.52
		BETH 33 CAMBRIA SLOPE SWITCHING STATION Total			\$1,153.35	\$72.31	\$1,081.04
PELE Pennsylvania Electric	PELE - TL 115KV	BLAIRSVILLE EAST to SHELOCTA	35610 - Overhd Conductr, Devices	Insulator - transmission	\$36,867.71	\$29,275.33	\$7,592.38
PELE Pennsylvania Electric	PELE - TL 115KV	BLAIRSVILLE EAST to SHELOCTA	35610 - Overhd Conductr, Devices	Wire Fully Dressed	\$6,304.38	\$2,413.65	\$3,890.73
PELE Pennsylvania Electric	PELE - TL 115KV	BLAIRSVILLE EAST to SHELOCTA	35610 - Overhd Conductr, Devices	Wire Fully Dressed	\$8,883.22	\$4,551.72	\$4,331.50
PELE Pennsylvania Electric	PELE - TL 115KV	BLAIRSVILLE EAST to SHELOCTA	35610 - Overhd Conductr, Devices	Wire Fully Dressed	\$137,962.19	\$109,550.83	\$28,411.36
		BLAIRSVILLE EAST to SHELOCTA Total			\$190,017.50	\$145,791.53	\$44,225.97
PELE Pennsylvania Electric	PELE - TL 138KV(PELE)	BLAIRSVILLE to EAST SOCIAL HALL	35610 - Overhd Conductr, Devices	Insulator - transmission	\$17,602.87	\$14,257.80	\$3,345.07
PELE Pennsylvania Electric	PELE - TL 138KV(PELE)	BLAIRSVILLE to EAST SOCIAL HALL	35610 - Overhd Conductr, Devices	Non-Unitized	\$4,666.01	\$30.20	\$4,635.81
PELE Pennsylvania Electric	PELE - TL 138KV(PELE)	BLAIRSVILLE to EAST SOCIAL HALL	35610 - Overhd Conductr, Devices	Wire Fully Dressed	\$2,018.93	\$1,527.43	\$491.50
PELE Pennsylvania Electric	PELE - TL 138KV(PELE)	BLAIRSVILLE to EAST SOCIAL HALL	35610 - Overhd Conductr, Devices	Wire Fully Dressed	\$52,318.04	\$42,376.03	\$9,942.01
		BLAIRSVILLE to EAST SOCIAL HALL Total			\$76,605.85	\$58,191.45	\$18,414.40
PELE Pennsylvania Electric	PELE - TL 115KV	BON AIR to HILLTOP	35610 - Overhd Conductr, Devices	Insulator - transmission	\$595.76	\$65.32	\$530.44
PELE Pennsylvania Electric	PELE - TL 115KV	BON AIR to HILLTOP	35610 - Overhd Conductr, Devices	Insulator - transmission	\$9,491.97	\$1,356.98	\$8,134.99
PELE Pennsylvania Electric	PELE - TL 115KV	BON AIR to HILLTOP	35610 - Overhd Conductr, Devices	Insulator - transmission	\$13,131.93	\$9,649.94	\$3,481.99
PELE Pennsylvania Electric	PELE - TL 115KV	BON AIR to HILLTOP	35610 - Overhd Conductr, Devices	Insulator - transmission	\$37,911.30	\$2,953.95	\$34,957.35
PELE Pennsylvania Electric	PELE - TL 115KV	BON AIR to HILLTOP	35610 - Overhd Conductr, Devices	Non-Unitized	(\$0.94)	(\$0.04)	(\$0.90)
PELE Pennsylvania Electric	PELE - TL 115KV	BON AIR to HILLTOP	35610 - Overhd Conductr, Devices	Non-Unitized	(\$0.02)	\$0.00	(\$0.02)
PELE Pennsylvania Electric	PELE - TL 115KV	BON AIR to HILLTOP	35610 - Overhd Conductr, Devices	Non-Unitized	\$8,040.68	\$52.04	\$7,988.64
PELE Pennsylvania Electric	PELE - TL 115KV	BON AIR to HILLTOP	35610 - Overhd Conductr, Devices	Wire Fully Dressed	\$90,213.16	\$66,292.76	\$23,920.40
		BON AIR to HILLTOP Total			\$159,383.84	\$80,370.95	\$79,012.89
PELE Pennsylvania Electric	PELE - TL 115KV	BON AIR to SPRUCE STREET NO.1	35610 - Overhd Conductr, Devices	Insulator - transmission	\$2,059.91	\$1,513.72	\$546.19
PELE Pennsylvania Electric	PELE - TL 115KV	BON AIR to SPRUCE STREET NO.1	35610 - Overhd Conductr, Devices	Wire Fully Dressed	\$938.14	\$678.51	\$259.63
PELE Pennsylvania Electric	PELE - TL 115KV	BON AIR to SPRUCE STREET NO.1	35610 - Overhd Conductr, Devices	Wire Fully Dressed	\$20,622.16	\$15,154.11	\$5,468.05
		BON AIR to SPRUCE STREET NO.1 Total			\$23,620.21	\$17,346.33	\$6,273.88
PELE Pennsylvania Electric	PELE - TL 115KV	BON AIR to SPRUCE STREET NO.2	35610 - Overhd Conductr, Devices	Insulator - transmission	\$2,059.91	\$1,513.72	\$546.19
PELE Pennsylvania Electric	PELE - TL 115KV	BON AIR to SPRUCE STREET NO.2	35610 - Overhd Conductr, Devices	Wire Fully Dressed	\$22,651.32	\$16,645.23	\$6,006.09
		BON AIR to SPRUCE STREET NO.2 Total			\$24,711.23	\$18,158.95	\$6,552.28
PELE Pennsylvania Electric	PELE - TL 138KV(PELE)	BROOKVILLE to ELKO WPP CO.	35610 - Overhd Conductr, Devices	Insulator - transmission	\$999.88	\$809.87	\$190.01
PELE Pennsylvania Electric	PELE - TL 138KV(PELE)	BROOKVILLE to ELKO WPP CO.	35610 - Overhd Conductr, Devices	Wire Fully Dressed	\$248.98	\$167.28	\$81.70
PELE Pennsylvania Electric	PELE - TL 138KV(PELE)	BROOKVILLE to ELKO WPP CO.	35610 - Overhd Conductr, Devices	Wire Fully Dressed	\$999.88	\$809.87	\$190.01
PELE Pennsylvania Electric	PELE - TL 138KV(PELE)	BROOKVILLE to ELKO WPP CO.	35610 - Overhd Conductr, Devices	Wire Fully Dressed	\$1,249.94	\$430.96	\$818.98
PELE Pennsylvania Electric	PELE - TL 138KV(PELE)	BROOKVILLE to ELKO WPP CO.	35610 - Overhd Conductr, Devices	Wire Fully Dressed	\$33,491.72	\$12,185.39	\$21,306.33
		BROOKVILLE to ELKO WPP CO. Total			\$36,990.40	\$14,403.38	\$22,587.02
PELE Pennsylvania Electric	PELE - TL 138KV(PELE)	BROOKVILLE to NEW BETHLEHEM WPP C	35610 - Overhd Conductr, Devices	Insulator - transmission	\$7,048.76	\$4,094.60	\$2,954.16
PELE Pennsylvania Electric	PELE - TL 138KV(PELE)	BROOKVILLE to NEW BETHLEHEM WPP C	35610 - Overhd Conductr, Devices	Wire Fully Dressed	\$3,816.83	\$1,315.99	\$2,500.84
PELE Pennsylvania Electric	PELE - TL 138KV(PELE)	BROOKVILLE to NEW BETHLEHEM WPP C	35610 - Overhd Conductr, Devices	Wire Fully Dressed	\$8,136.72	\$4,726.59	\$3,410.13
PELE Pennsylvania Electric	PELE - TL 138KV(PELE)	BROOKVILLE to NEW BETHLEHEM WPP C	35610 - Overhd Conductr, Devices	Wire Fully Dressed	\$32,497.27	\$11,823.58	\$20,673.69
		BROOKVILLE to NEW BETHLEHEM WPP C Total			\$51,499.58	\$21,960.75	\$29,538.83
PELE Pennsylvania Electric	PELE - TL 115KV	BUFFALO ROAD to DOWNING AVENUE	35610 - Overhd Conductr, Devices	Insulator - transmission	\$17,649.69	\$5,079.95	\$12,569.74
PELE Pennsylvania Electric	PELE - TL 115KV	BUFFALO ROAD to DOWNING AVENUE	35610 - Overhd Conductr, Devices	Insulator - transmission	\$18,492.38	\$4,974.47	\$13,517.91
PELE Pennsylvania Electric	PELE - TL 115KV	BUFFALO ROAD to DOWNING AVENUE	35610 - Overhd Conductr, Devices	Wire Fully Dressed	\$182,152.63	\$48,999.24	\$133,153.39
PELE Pennsylvania Electric	PELE - TL 115KV	BUFFALO ROAD to DOWNING AVENUE	35610 - Overhd Conductr, Devices	Wire Fully Dressed	\$460,658.78	\$132,587.29	\$328,071.49

Company	Major Location	Asset Location	Utility Account	Asset Retirement Unit	Book Cost	Allocated Reserve	Net Book Value
		BUFFALO ROAD to DOWNING AVENUE Total			\$678,953.48	\$191,640.95	\$487,312.53
PELE Pennsylvania Electric	PELE - TL 115KV	BUFFALO ROAD-CORRY EAST (WD)	35610 - Overhd Conductr, Devices	Non-Unitized	\$9,308.63	\$60.24	\$9,248.39
		BUFFALO ROAD-CORRY EAST (WD) Total			\$9,308.63	\$60.24	\$9,248.39
PELE Pennsylvania Electric	PELE - TL 115KV	CAMBRIA SLOPE to WILMORE JCT	35610 - Overhd Conductr, Devices	Insulator - transmission	\$11,306.10	\$7,104.24	\$4,201.86
PELE Pennsylvania Electric	PELE - TL 115KV	CAMBRIA SLOPE to WILMORE JCT	35610 - Overhd Conductr, Devices	Insulator - transmission	\$108,699.73	\$8,469.61	\$100,230.12
PELE Pennsylvania Electric	PELE - TL 115KV	CAMBRIA SLOPE to WILMORE JCT	35610 - Overhd Conductr, Devices	Wire Fully Dressed	\$48,105.91	\$30,227.56	\$17,878.35
PELE Pennsylvania Electric	PELE - TL 115KV	CAMBRIA SLOPE to WILMORE JCT	35610 - Overhd Conductr, Devices	Wire Fully Dressed	\$430,423.07	\$33,537.49	\$396,885.58
		CAMBRIA SLOPE to WILMORE JCT Total			\$598,534.81	\$79,338.89	\$519,195.92
PELE Pennsylvania Electric	PELE - TL 115KV	CLARK SUMMIT to GRANDVIEW	35610 - Overhd Conductr, Devices	Insulator - transmission	\$20,599.10	\$16,684.65	\$3,914.45
PELE Pennsylvania Electric	PELE - TL 115KV	CLARK SUMMIT to GRANDVIEW	35610 - Overhd Conductr, Devices	Wire Fully Dressed	\$2,499.94	\$444.12	\$2,055.82
PELE Pennsylvania Electric	PELE - TL 115KV	CLARK SUMMIT to GRANDVIEW	35610 - Overhd Conductr, Devices	Wire Fully Dressed	\$42,307.40	\$34,267.72	\$8,039.68
		CLARK SUMMIT to GRANDVIEW Total			\$65,406.44	\$51,396.48	\$14,009.96
PELE Pennsylvania Electric	PELE - Dist Subs	CLAYSBURG SUB (PELE)	35610 - Overhd Conductr, Devices	Insulator - transmission	\$3,252.70	\$155.87	\$3,096.83
PELE Pennsylvania Electric	PELE - Dist Subs	CLAYSBURG SUB (PELE)	35610 - Overhd Conductr, Devices	Insulator - transmission	\$102,304.53	\$7,971.32	\$94,333.21
PELE Pennsylvania Electric	PELE - Dist Subs	CLAYSBURG SUB (PELE)	35610 - Overhd Conductr, Devices	Wire Fully Dressed	\$2,948.23	\$141.28	\$2,806.95
PELE Pennsylvania Electric	PELE - Dist Subs	CLAYSBURG SUB (PELE)	35610 - Overhd Conductr, Devices	Wire Fully Dressed	\$51,226.63	\$3,991.45	\$47,235.18
		CLAYSBURG SUB (PELE) Total			\$159,732.09	\$12,259.91	\$147,472.18
PELE Pennsylvania Electric	PELE - TL 115KV	CLAYSBURG to OSTERBURG EAST	35610 - Overhd Conductr, Devices	Insulator - transmission	(\$7,098.27)	(\$340.14)	(\$6,758.13)
PELE Pennsylvania Electric	PELE - TL 115KV	CLAYSBURG to OSTERBURG EAST	35610 - Overhd Conductr, Devices	Insulator - transmission	\$689.68	\$328.52	\$361.16
PELE Pennsylvania Electric	PELE - TL 115KV	CLAYSBURG to OSTERBURG EAST	35610 - Overhd Conductr, Devices	Insulator - transmission	\$110,480.25	\$65,970.25	\$44,510.00
PELE Pennsylvania Electric	PELE - TL 115KV	CLAYSBURG to OSTERBURG EAST	35610 - Overhd Conductr, Devices	Insulator - transmission	\$180,363.61	\$19,777.37	\$160,586.24
PELE Pennsylvania Electric	PELE - TL 115KV	CLAYSBURG to OSTERBURG EAST	35610 - Overhd Conductr, Devices	Wire Fully Dressed	\$689.68	\$328.52	\$361.16
PELE Pennsylvania Electric	PELE - TL 115KV	CLAYSBURG to OSTERBURG EAST	35610 - Overhd Conductr, Devices	Wire Fully Dressed	\$645,285.56	\$385,314.56	\$259,971.00
		CLAYSBURG to OSTERBURG EAST Total			\$930,410.51	\$471,379.09	\$459,031.42
PELE Pennsylvania Electric	PELE - TL 500KV	Conemaugh to Hunterstown	35610 - Overhd Conductr, Devices	Wire Fully Dressed	\$14,807.49	\$1,623.68	\$13,183.81
		Conemaugh to Hunterstown Total			\$14,807.49	\$1,623.68	\$13,183.81
PELE Pennsylvania Electric	PELE - TL 500KV	CONEMAUGH to JUNIATA	35610 - Overhd Conductr, Devices	Insulator - transmission	\$3,369.96	\$2,012.28	\$1,357.68
PELE Pennsylvania Electric	PELE - TL 500KV	CONEMAUGH to JUNIATA	35610 - Overhd Conductr, Devices	Insulator - transmission	\$16,174.66	\$104.67	\$16,069.99
PELE Pennsylvania Electric	PELE - TL 500KV	CONEMAUGH to JUNIATA	35610 - Overhd Conductr, Devices	Insulator - transmission	\$112,910.31	\$84,225.94	\$28,684.37
PELE Pennsylvania Electric	PELE - TL 500KV	CONEMAUGH to JUNIATA	35610 - Overhd Conductr, Devices	Insulator - transmission	\$468,026.91	\$358,819.75	\$109,207.16
PELE Pennsylvania Electric	PELE - TL 500KV	CONEMAUGH to JUNIATA	35610 - Overhd Conductr, Devices	Wire Fully Dressed	\$33,079.36	\$19,752.44	\$13,326.92
PELE Pennsylvania Electric	PELE - TL 500KV	CONEMAUGH to JUNIATA	35610 - Overhd Conductr, Devices	Wire Fully Dressed	\$1,416,685.32	\$1,056,782.67	\$359,902.65
PELE Pennsylvania Electric	PELE - TL 500KV	CONEMAUGH to JUNIATA	35610 - Overhd Conductr, Devices	Wire Fully Dressed	\$4,599,171.31	\$3,526,022.63	\$1,073,148.68
		CONEMAUGH to JUNIATA Total			\$6,649,417.83	\$5,047,720.37	\$1,601,697.46
PELE Pennsylvania Electric	PELE - TL 115KV	DEEP CREEK 115KV LINE	35610 - Overhd Conductr, Devices	Insulator - transmission	\$11,391.61	\$1,249.12	\$10,142.49
PELE Pennsylvania Electric	PELE - TL 115KV	DEEP CREEK 115KV LINE	35610 - Overhd Conductr, Devices	Wire Fully Dressed	\$25,174.34	\$17,902.55	\$7,271.79
PELE Pennsylvania Electric	PELE - TL 115KV	DEEP CREEK 115KV LINE	35610 - Overhd Conductr, Devices	Wire Fully Dressed	\$39,889.16	\$6,388.15	\$33,501.01
PELE Pennsylvania Electric	PELE - TL 115KV	DEEP CREEK 115KV LINE	35610 - Overhd Conductr, Devices	Wire Fully Dressed	\$72,290.07	\$41,992.99	\$30,297.08
		DEEP CREEK 115KV LINE Total			\$148,745.18	\$67,532.82	\$81,212.36
PELE Pennsylvania Electric	PELE - TL 115KV	DOWNING AVE to GREEN GARDEN	35610 - Overhd Conductr, Devices	Insulator - transmission	\$91,557.75	\$26,352.24	\$65,205.51
PELE Pennsylvania Electric	PELE - TL 115KV	DOWNING AVE to GREEN GARDEN	35610 - Overhd Conductr, Devices	Wire Fully Dressed	\$1,197,470.63	\$344,657.24	\$852,813.39
		DOWNING AVE to GREEN GARDEN Total			\$1,289,028.38	\$371,009.48	\$918,018.90
PELE Pennsylvania Electric	PELE - TL 115KV	DUBOIS HARVEY RUN to WHETSTONE	35610 - Overhd Conductr, Devices	Insulator - transmission	\$561.79	\$469.92	\$91.87
PELE Pennsylvania Electric	PELE - TL 115KV	DUBOIS HARVEY RUN to WHETSTONE	35610 - Overhd Conductr, Devices	Insulator - transmission	\$1,433.74	\$784.71	\$649.03
PELE Pennsylvania Electric	PELE - TL 115KV	DUBOIS HARVEY RUN to WHETSTONE	35610 - Overhd Conductr, Devices	Insulator - transmission	\$3,059.68	\$286.32	\$2,773.36
PELE Pennsylvania Electric	PELE - TL 115KV	DUBOIS HARVEY RUN to WHETSTONE	35610 - Overhd Conductr, Devices	Insulator - transmission	\$3,203.98	\$1,861.18	\$1,342.80
PELE Pennsylvania Electric	PELE - TL 115KV	DUBOIS HARVEY RUN to WHETSTONE	35610 - Overhd Conductr, Devices	Insulator - transmission	\$13,476.02	\$5,159.32	\$8,316.70
PELE Pennsylvania Electric	PELE - TL 115KV	DUBOIS HARVEY RUN to WHETSTONE	35610 - Overhd Conductr, Devices	Insulator - transmission	\$17,450.72	\$15,205.14	\$2,245.58
PELE Pennsylvania Electric	PELE - TL 115KV	DUBOIS HARVEY RUN to WHETSTONE	35610 - Overhd Conductr, Devices	Non-Unitized	\$564.16	\$3.65	\$560.51
PELE Pennsylvania Electric	PELE - TL 115KV	DUBOIS HARVEY RUN to WHETSTONE	35610 - Overhd Conductr, Devices	Wire Fully Dressed	\$2.34	\$1.44	\$0.90
PELE Pennsylvania Electric	PELE - TL 115KV	DUBOIS HARVEY RUN to WHETSTONE	35610 - Overhd Conductr, Devices	Wire Fully Dressed	\$85.46	\$69.22	\$16.24
PELE Pennsylvania Electric	PELE - TL 115KV	DUBOIS HARVEY RUN to WHETSTONE	35610 - Overhd Conductr, Devices	Wire Fully Dressed	\$626.16	\$523.76	\$102.40
PELE Pennsylvania Electric	PELE - TL 115KV	DUBOIS HARVEY RUN to WHETSTONE	35610 - Overhd Conductr, Devices	Wire Fully Dressed	\$2,253.98	\$1,233.65	\$1,020.33
PELE Pennsylvania Electric	PELE - TL 115KV	DUBOIS HARVEY RUN to WHETSTONE	35610 - Overhd Conductr, Devices	Wire Fully Dressed	\$9,489.48	\$5,512.40	\$3,977.08

Company	Major Location	Asset Location	Utility Account	Asset Retirement Unit	Book Cost	Allocated Reserve	Net Book Value
PELE Pennsylvania Electric	PELE - TL 115KV	DUBOIS HARVEY RUN to WHETSTONE	35610 - Overhd Conductr, Devices	Wire Fully Dressed	\$13,476.02	\$5,159.32	\$8,316.70
PELE Pennsylvania Electric	PELE - TL 115KV	DUBOIS HARVEY RUN to WHETSTONE	35610 - Overhd Conductr, Devices	Wire Fully Dressed	\$30,377.80	\$26,468.75	\$3,909.05
PELE Pennsylvania Electric	PELE - TL 115KV	DUBOIS HARVEY RUN to WHETSTONE	35610 - Overhd Conductr, Devices	Wire Fully Dressed	\$49,630.59	\$42,513.87	\$7,116.72
DUBOIS HARVEY RUN to WHETSTONE Total					\$145,691.92	\$105,252.64	\$40,439.28
PELE Pennsylvania Electric	PELE - TL 115KV	EAST PIKE to LUCERNE	35610 - Overhd Conductr, Devices	Insulator - transmission	\$741.52	\$561.00	\$180.52
PELE Pennsylvania Electric	PELE - TL 115KV	EAST PIKE to LUCERNE	35610 - Overhd Conductr, Devices	Insulator - transmission	\$877.80	\$613.18	\$264.62
PELE Pennsylvania Electric	PELE - TL 115KV	EAST PIKE to LUCERNE	35610 - Overhd Conductr, Devices	Insulator - transmission	\$5,161.48	\$3,670.54	\$1,490.94
PELE Pennsylvania Electric	PELE - TL 115KV	EAST PIKE to LUCERNE	35610 - Overhd Conductr, Devices	Insulator - transmission	\$9,769.94	\$7,757.96	\$2,011.98
PELE Pennsylvania Electric	PELE - TL 115KV	EAST PIKE to LUCERNE	35610 - Overhd Conductr, Devices	Insulator - transmission	\$24,881.67	\$2,728.35	\$22,153.32
PELE Pennsylvania Electric	PELE - TL 115KV	EAST PIKE to LUCERNE	35610 - Overhd Conductr, Devices	Non-Unitized	\$4,346.28	\$28.12	\$4,318.16
PELE Pennsylvania Electric	PELE - TL 115KV	EAST PIKE to LUCERNE	35610 - Overhd Conductr, Devices	Wire Fully Dressed	\$741.53	\$561.01	\$180.52
PELE Pennsylvania Electric	PELE - TL 115KV	EAST PIKE to LUCERNE	35610 - Overhd Conductr, Devices	Wire Fully Dressed	\$2,864.91	\$2,001.27	\$863.64
PELE Pennsylvania Electric	PELE - TL 115KV	EAST PIKE to LUCERNE	35610 - Overhd Conductr, Devices	Wire Fully Dressed	\$16,545.72	\$11,766.36	\$4,779.36
PELE Pennsylvania Electric	PELE - TL 115KV	EAST PIKE to LUCERNE	35610 - Overhd Conductr, Devices	Wire Fully Dressed	\$34,050.66	\$27,038.41	\$7,012.25
EAST PIKE to LUCERNE Total					\$99,981.51	\$56,726.20	\$43,255.31
PELE Pennsylvania Electric	PELE - TL 115KV	EAST SAYRE to NORTH WAVERLY	35610 - Overhd Conductr, Devices	Insulator - transmission	\$245.78	\$214.16	\$31.62
PELE Pennsylvania Electric	PELE - TL 115KV	EAST SAYRE to NORTH WAVERLY	35610 - Overhd Conductr, Devices	Wire Fully Dressed	\$558.74	\$486.84	\$71.90
EAST SAYRE to NORTH WAVERLY Total					\$804.52	\$700.99	\$103.53
PELE Pennsylvania Electric	PELE - TL 115KV	EAST TOWANDA to EAST SAYRE	35610 - Overhd Conductr, Devices	Insulator - transmission	\$4,754.76	\$1,729.94	\$3,024.82
PELE Pennsylvania Electric	PELE - TL 115KV	EAST TOWANDA to EAST SAYRE	35610 - Overhd Conductr, Devices	Insulator - transmission	\$5,413.12	\$1,763.31	\$3,649.81
PELE Pennsylvania Electric	PELE - TL 115KV	EAST TOWANDA to EAST SAYRE	35610 - Overhd Conductr, Devices	Insulator - transmission	\$11,540.18	\$4,418.18	\$7,122.00
PELE Pennsylvania Electric	PELE - TL 115KV	EAST TOWANDA to EAST SAYRE	35610 - Overhd Conductr, Devices	Insulator - transmission	\$258,349.04	\$89,075.27	\$169,273.77
PELE Pennsylvania Electric	PELE - TL 115KV	EAST TOWANDA to EAST SAYRE	35610 - Overhd Conductr, Devices	Non-Unitized	\$6,354.60	\$41.12	\$6,313.48
PELE Pennsylvania Electric	PELE - TL 115KV	EAST TOWANDA to EAST SAYRE	35610 - Overhd Conductr, Devices	Wire Fully Dressed	\$0.08	\$0.04	\$0.04
PELE Pennsylvania Electric	PELE - TL 115KV	EAST TOWANDA to EAST SAYRE	35610 - Overhd Conductr, Devices	Wire Fully Dressed	\$0.13	\$0.11	\$0.02
PELE Pennsylvania Electric	PELE - TL 115KV	EAST TOWANDA to EAST SAYRE	35610 - Overhd Conductr, Devices	Wire Fully Dressed	\$58,135.57	\$18,937.48	\$39,198.09
PELE Pennsylvania Electric	PELE - TL 115KV	EAST TOWANDA to EAST SAYRE	35610 - Overhd Conductr, Devices	Wire Fully Dressed	\$66,572.74	\$24,221.35	\$42,351.39
PELE Pennsylvania Electric	PELE - TL 115KV	EAST TOWANDA to EAST SAYRE	35610 - Overhd Conductr, Devices	Wire Fully Dressed	\$82,372.53	\$31,536.48	\$50,836.05
PELE Pennsylvania Electric	PELE - TL 115KV	EAST TOWANDA to EAST SAYRE	35610 - Overhd Conductr, Devices	Wire Fully Dressed	\$1,288,601.69	\$444,292.51	\$844,309.18
EAST TOWANDA to EAST SAYRE Total					\$1,782,094.44	\$616,015.78	\$1,166,078.66
PELE Pennsylvania Electric	PELE - TL 230KV	EAST TOWANDA to HILLSIDE NY SEG 23	35610 - Overhd Conductr, Devices	Grounding (Towers & Static Wire)	\$8,132.96	\$160.99	\$7,971.97
PELE Pennsylvania Electric	PELE - TL 230KV	EAST TOWANDA to HILLSIDE NY SEG 23	35610 - Overhd Conductr, Devices	Insulator - transmission	(\$67,054.47)	(\$2,254.02)	(\$64,800.45)
PELE Pennsylvania Electric	PELE - TL 230KV	EAST TOWANDA to HILLSIDE NY SEG 23	35610 - Overhd Conductr, Devices	Insulator - transmission	\$2,123.46	\$1,763.48	\$359.98
PELE Pennsylvania Electric	PELE - TL 230KV	EAST TOWANDA to HILLSIDE NY SEG 23	35610 - Overhd Conductr, Devices	Insulator - transmission	\$13,651.14	\$1,496.88	\$12,154.26
PELE Pennsylvania Electric	PELE - TL 230KV	EAST TOWANDA to HILLSIDE NY SEG 23	35610 - Overhd Conductr, Devices	Insulator - transmission	\$123,438.02	\$15,568.22	\$107,869.80
PELE Pennsylvania Electric	PELE - TL 230KV	EAST TOWANDA to HILLSIDE NY SEG 23	35610 - Overhd Conductr, Devices	Insulator - transmission	\$155,526.82	\$22,234.26	\$133,292.56
PELE Pennsylvania Electric	PELE - TL 230KV	EAST TOWANDA to HILLSIDE NY SEG 23	35610 - Overhd Conductr, Devices	Insulator - transmission	\$171,966.22	\$137,958.69	\$34,007.53
PELE Pennsylvania Electric	PELE - TL 230KV	EAST TOWANDA to HILLSIDE NY SEG 23	35610 - Overhd Conductr, Devices	Wire Fully Dressed	\$1,763.49	\$1,763.49	\$359.98
PELE Pennsylvania Electric	PELE - TL 230KV	EAST TOWANDA to HILLSIDE NY SEG 23	35610 - Overhd Conductr, Devices	Wire Fully Dressed	\$170,456.51	\$136,747.54	\$33,708.97
EAST TOWANDA to HILLSIDE NY SEG 23 Total					\$580,364.13	\$315,439.52	\$264,924.61
PELE Pennsylvania Electric	PELE - TL 230KV	EAST TOWANDA to N. MESHOPPEN TAP-L	35610 - Overhd Conductr, Devices	Insulator - transmission	\$2,695.53	\$2,140.43	\$555.10
PELE Pennsylvania Electric	PELE - TL 230KV	EAST TOWANDA to N. MESHOPPEN TAP-L	35610 - Overhd Conductr, Devices	Insulator - transmission	\$10,037.54	\$7,259.61	\$2,777.93
PELE Pennsylvania Electric	PELE - TL 230KV	EAST TOWANDA to N. MESHOPPEN TAP-L	35610 - Overhd Conductr, Devices	Insulator - transmission	\$11,741.68	\$8,628.33	\$3,113.35
PELE Pennsylvania Electric	PELE - TL 230KV	EAST TOWANDA to N. MESHOPPEN TAP-L	35610 - Overhd Conductr, Devices	Insulator - transmission	\$355,434.11	\$295,179.44	\$60,254.67
PELE Pennsylvania Electric	PELE - TL 230KV	EAST TOWANDA to N. MESHOPPEN TAP-L	35610 - Overhd Conductr, Devices	Wire Fully Dressed	\$2,695.54	\$2,140.43	\$555.11
PELE Pennsylvania Electric	PELE - TL 230KV	EAST TOWANDA to N. MESHOPPEN TAP-L	35610 - Overhd Conductr, Devices	Wire Fully Dressed	\$11,741.68	\$8,628.33	\$3,113.35
PELE Pennsylvania Electric	PELE - TL 230KV	EAST TOWANDA to N. MESHOPPEN TAP-L	35610 - Overhd Conductr, Devices	Wire Fully Dressed	\$26,650.96	\$19,275.20	\$7,375.76
PELE Pennsylvania Electric	PELE - TL 230KV	EAST TOWANDA to N. MESHOPPEN TAP-L	35610 - Overhd Conductr, Devices	Wire Fully Dressed	\$355,434.11	\$295,179.44	\$60,254.67
EAST TOWANDA to N. MESHOPPEN TAP-L Total					\$776,431.15	\$638,431.19	\$137,999.96
PELE Pennsylvania Electric	PELE - TL 115KV	EAST TOWANDA to NORTH MESHOPPEN 1	35610 - Overhd Conductr, Devices	Insulator - transmission	\$201.89	\$156.73	\$45.16
PELE Pennsylvania Electric	PELE - TL 115KV	EAST TOWANDA to NORTH MESHOPPEN 1	35610 - Overhd Conductr, Devices	Insulator - transmission	\$4,792.80	\$3,805.79	\$987.01
PELE Pennsylvania Electric	PELE - TL 115KV	EAST TOWANDA to NORTH MESHOPPEN 1	35610 - Overhd Conductr, Devices	Insulator - transmission	\$9,404.04	\$186.15	\$9,217.89
PELE Pennsylvania Electric	PELE - TL 115KV	EAST TOWANDA to NORTH MESHOPPEN 1	35610 - Overhd Conductr, Devices	Insulator - transmission	\$64,723.32	\$55,152.33	\$9,570.99
PELE Pennsylvania Electric	PELE - TL 115KV	EAST TOWANDA to NORTH MESHOPPEN 1	35610 - Overhd Conductr, Devices	Insulator - transmission	\$208,465.01	\$13,069.02	\$195,395.99

Company	Major Location	Asset Location	Utility Account	Asset Retirement Unit	Book Cost	Allocated Reserve	Net Book Value
PELE Pennsylvania Electric	PELE - TL 115KV	EAST TOWANDA to NORTH MESHOPPEN 1	35610 - Overhd Conductr, Devices	Non-Unitized	\$19,428.38	\$653.08	\$18,775.30
PELE Pennsylvania Electric	PELE - TL 115KV	EAST TOWANDA to NORTH MESHOPPEN 1	35610 - Overhd Conductr, Devices	Non-Unitized	\$53,032.67	\$343.20	\$52,689.47
PELE Pennsylvania Electric	PELE - TL 115KV	EAST TOWANDA to NORTH MESHOPPEN 1	35610 - Overhd Conductr, Devices	Transmission Shunt Splice	\$3,720.62	\$24.08	\$3,696.54
PELE Pennsylvania Electric	PELE - TL 115KV	EAST TOWANDA to NORTH MESHOPPEN 1	35610 - Overhd Conductr, Devices	Wire Fully Dressed	\$830.78	\$5.37	\$825.41
PELE Pennsylvania Electric	PELE - TL 115KV	EAST TOWANDA to NORTH MESHOPPEN 1	35610 - Overhd Conductr, Devices	Wire Fully Dressed	\$1,012.32	\$785.84	\$226.48
PELE Pennsylvania Electric	PELE - TL 115KV	EAST TOWANDA to NORTH MESHOPPEN 1	35610 - Overhd Conductr, Devices	Wire Fully Dressed	\$1,136.41	\$22.50	\$1,113.91
PELE Pennsylvania Electric	PELE - TL 115KV	EAST TOWANDA to NORTH MESHOPPEN 1	35610 - Overhd Conductr, Devices	Wire Fully Dressed	\$13,501.53	\$10,721.08	\$2,780.45
PELE Pennsylvania Electric	PELE - TL 115KV	EAST TOWANDA to NORTH MESHOPPEN 1	35610 - Overhd Conductr, Devices	Wire Fully Dressed	\$82,623.61	\$70,405.60	\$12,218.01
		EAST TOWANDA to NORTH MESHOPPEN 1 Total			\$462,873.38	\$155,330.77	\$307,542.61
PELE Pennsylvania Electric	PELE - TL 115KV	ECLIPSE to CLARK SUMMIT	35610 - Overhd Conductr, Devices	Insulator - transmission	\$19,288.25	\$15,622.90	\$3,665.35
PELE Pennsylvania Electric	PELE - TL 115KV	ECLIPSE to CLARK SUMMIT	35610 - Overhd Conductr, Devices	Non-Unitized	\$10,586.11	\$68.51	\$10,517.60
PELE Pennsylvania Electric	PELE - TL 115KV	ECLIPSE to CLARK SUMMIT	35610 - Overhd Conductr, Devices	Wire Fully Dressed	\$21,166.14	\$5,693.72	\$15,472.42
PELE Pennsylvania Electric	PELE - TL 115KV	ECLIPSE to CLARK SUMMIT	35610 - Overhd Conductr, Devices	Wire Fully Dressed	\$47,628.21	\$38,577.41	\$9,050.80
		ECLIPSE to CLARK SUMMIT Total			\$98,668.71	\$59,962.54	\$38,706.17
PELE Pennsylvania Electric	PELE - Dist Subs	EHRENFELD & JACKSON SUB	35610 - Overhd Conductr, Devices	Insulator - transmission	\$921.22	\$86.21	\$835.01
PELE Pennsylvania Electric	PELE - Dist Subs	EHRENFELD & JACKSON SUB	35610 - Overhd Conductr, Devices	Switch - Mass	\$4,763.34	\$445.74	\$4,317.60
PELE Pennsylvania Electric	PELE - Dist Subs	EHRENFELD & JACKSON SUB	35610 - Overhd Conductr, Devices	Wire Fully Dressed	\$47.97	\$4.49	\$43.48
		EHRENFELD & JACKSON SUB Total			\$5,732.53	\$536.44	\$5,196.09
PELE Pennsylvania Electric	PELE - TL 230KV	ERIE EAST to DUNKIRK NIAGARA MOHAWK	35610 - Overhd Conductr, Devices	Insulator - transmission	\$34,872.13	\$28,245.37	\$6,626.76
PELE Pennsylvania Electric	PELE - TL 230KV	ERIE EAST to DUNKIRK NIAGARA MOHAWK	35610 - Overhd Conductr, Devices	Wire Fully Dressed	\$34,872.13	\$28,245.37	\$6,626.76
		ERIE EAST to DUNKIRK NIAGARA MOHAWK Total			\$69,744.26	\$56,490.74	\$13,253.52
PELE Pennsylvania Electric	PELE - TL 115KV	ERIE SOUTH to BUFFALO ROAD	35610 - Overhd Conductr, Devices	Insulator - transmission	\$4,494.35	\$3,640.29	\$854.06
PELE Pennsylvania Electric	PELE - TL 115KV	ERIE SOUTH to BUFFALO ROAD	35610 - Overhd Conductr, Devices	Insulator - transmission	\$7,037.07	\$5,925.68	\$1,111.37
PELE Pennsylvania Electric	PELE - TL 115KV	ERIE SOUTH to BUFFALO ROAD	35610 - Overhd Conductr, Devices	Insulator - transmission	\$9,585.60	\$7,833.69	\$1,751.91
PELE Pennsylvania Electric	PELE - TL 115KV	ERIE SOUTH to BUFFALO ROAD	35610 - Overhd Conductr, Devices	Insulator - transmission	\$30,346.91	\$1,902.50	\$28,444.41
PELE Pennsylvania Electric	PELE - TL 115KV	ERIE SOUTH to BUFFALO ROAD	35610 - Overhd Conductr, Devices	Non-Unitized	\$1,335.60	\$8.65	\$1,326.95
PELE Pennsylvania Electric	PELE - TL 115KV	ERIE SOUTH to BUFFALO ROAD	35610 - Overhd Conductr, Devices	Wire Fully Dressed	\$436.98	\$27.40	\$409.58
PELE Pennsylvania Electric	PELE - TL 115KV	ERIE SOUTH to BUFFALO ROAD	35610 - Overhd Conductr, Devices	Wire Fully Dressed	\$1,026.02	\$525.73	\$500.29
PELE Pennsylvania Electric	PELE - TL 115KV	ERIE SOUTH to BUFFALO ROAD	35610 - Overhd Conductr, Devices	Wire Fully Dressed	\$10,776.10	\$8,728.31	\$2,047.79
PELE Pennsylvania Electric	PELE - TL 115KV	ERIE SOUTH to BUFFALO ROAD	35610 - Overhd Conductr, Devices	Wire Fully Dressed	\$19,041.02	\$16,033.83	\$3,007.19
PELE Pennsylvania Electric	PELE - TL 115KV	ERIE SOUTH to BUFFALO ROAD	35610 - Overhd Conductr, Devices	Wire Fully Dressed	\$49,631.32	\$40,560.45	\$9,070.87
		ERIE SOUTH to BUFFALO ROAD Total			\$133,710.95	\$85,186.52	\$48,524.43
PELE Pennsylvania Electric	PELE - TL 115KV	ERIE SOUTH to EDINBORO SOUTH to VENANGO JCT	35610 - Overhd Conductr, Devices	Insulator - transmission	\$21.29	\$16.52	\$4.77
PELE Pennsylvania Electric	PELE - TL 115KV	ERIE SOUTH to EDINBORO SOUTH to VENANGO JCT	35610 - Overhd Conductr, Devices	Insulator - transmission	\$4,059.87	\$3,112.56	\$947.31
PELE Pennsylvania Electric	PELE - TL 115KV	ERIE SOUTH to EDINBORO SOUTH to VENANGO JCT	35610 - Overhd Conductr, Devices	Insulator - transmission	\$5,572.21	\$4,094.71	\$1,477.50
PELE Pennsylvania Electric	PELE - TL 115KV	ERIE SOUTH to EDINBORO SOUTH to VENANGO JCT	35610 - Overhd Conductr, Devices	Insulator - transmission	\$103,946.47	\$56,891.76	\$47,054.71
PELE Pennsylvania Electric	PELE - TL 115KV	ERIE SOUTH to EDINBORO SOUTH to VENANGO JCT	35610 - Overhd Conductr, Devices	Insulator - transmission	\$173,453.81	\$91,932.08	\$81,521.73
PELE Pennsylvania Electric	PELE - TL 115KV	ERIE SOUTH to EDINBORO SOUTH to VENANGO JCT	35610 - Overhd Conductr, Devices	Non-Unitized	\$3,825.40	\$24.76	\$3,800.64
PELE Pennsylvania Electric	PELE - TL 115KV	ERIE SOUTH to EDINBORO SOUTH to VENANGO JCT	35610 - Overhd Conductr, Devices	Wire Fully Dressed	\$21.30	\$16.53	\$4.77
PELE Pennsylvania Electric	PELE - TL 115KV	ERIE SOUTH to EDINBORO SOUTH to VENANGO JCT	35610 - Overhd Conductr, Devices	Wire Fully Dressed	\$4,059.88	\$3,112.57	\$947.31
PELE Pennsylvania Electric	PELE - TL 115KV	ERIE SOUTH to EDINBORO SOUTH to VENANGO JCT	35610 - Overhd Conductr, Devices	Wire Fully Dressed	\$5,572.22	\$4,094.72	\$1,477.50
PELE Pennsylvania Electric	PELE - TL 115KV	ERIE SOUTH to EDINBORO SOUTH to VENANGO JCT	35610 - Overhd Conductr, Devices	Wire Fully Dressed	\$12,980.02	\$11,512.57	\$1,467.45
PELE Pennsylvania Electric	PELE - TL 115KV	ERIE SOUTH to EDINBORO SOUTH to VENANGO JCT	35610 - Overhd Conductr, Devices	Wire Fully Dressed	\$699,847.51	\$370,925.50	\$328,922.01
PELE Pennsylvania Electric	PELE - TL 115KV	ERIE SOUTH to EDINBORO SOUTH to VENANGO JCT	35610 - Overhd Conductr, Devices	Wire Fully Dressed	\$789,193.56	\$431,939.74	\$357,253.82
		ERIE SOUTH to EDINBORO SOUTH to VENANGO JCT Total			\$1,802,553.54	\$977,674.04	\$824,879.50
PELE Pennsylvania Electric	PELE - TL 230KV	ERIE SOUTH to ERIE EAST	35610 - Overhd Conductr, Devices	Grounding (Towers & Static Wire)	\$3,230.86	\$20.91	\$3,209.95
PELE Pennsylvania Electric	PELE - TL 230KV	ERIE SOUTH to ERIE EAST	35610 - Overhd Conductr, Devices	Insulator - transmission	\$7,568.87	\$48.98	\$7,519.89
PELE Pennsylvania Electric	PELE - TL 230KV	ERIE SOUTH to ERIE EAST	35610 - Overhd Conductr, Devices	Insulator - transmission	\$22,377.74	\$3,199.15	\$19,178.59
PELE Pennsylvania Electric	PELE - TL 230KV	ERIE SOUTH to ERIE EAST	35610 - Overhd Conductr, Devices	Insulator - transmission	\$107,829.47	\$87,338.61	\$20,490.86
PELE Pennsylvania Electric	PELE - TL 230KV	ERIE SOUTH to ERIE EAST	35610 - Overhd Conductr, Devices	Wire Fully Dressed	\$107,829.47	\$87,338.61	\$20,490.86
		ERIE SOUTH to ERIE EAST Total			\$248,836.41	\$177,946.26	\$70,890.15
PELE Pennsylvania Electric	PELE - TL 345KV	ERIE SOUTH to ERIE WEST	35610 - Overhd Conductr, Devices	Insulator - transmission	\$758.85	\$557.63	\$201.22
PELE Pennsylvania Electric	PELE - TL 345KV	ERIE SOUTH to ERIE WEST	35610 - Overhd Conductr, Devices	Insulator - transmission	\$1,327.99	\$990.62	\$337.37
PELE Pennsylvania Electric	PELE - TL 345KV	ERIE SOUTH to ERIE WEST	35610 - Overhd Conductr, Devices	Insulator - transmission	\$59,759.60	\$46,935.81	\$12,823.79

Company	Major Location	Asset Location	Utility Account	Asset Retirement Unit	Book Cost	Allocated Reserve	Net Book Value
PELE Pennsylvania Electric	PELE - TL 345KV	ERIE SOUTH to ERIE WEST	35610 - Overhd Conductr, Devices	Non-Utilized	\$299,972.83	\$1,941.26	\$298,031.57
PELE Pennsylvania Electric	PELE - TL 345KV	ERIE SOUTH to ERIE WEST	35610 - Overhd Conductr, Devices	Wire Fully Dressed	\$6,555.69	\$4,890.24	\$1,665.45
PELE Pennsylvania Electric	PELE - TL 345KV	ERIE SOUTH to ERIE WEST	35610 - Overhd Conductr, Devices	Wire Fully Dressed	\$8,897.19	\$6,538.06	\$2,359.13
PELE Pennsylvania Electric	PELE - TL 345KV	ERIE SOUTH to ERIE WEST	35610 - Overhd Conductr, Devices	Wire Fully Dressed	\$663,881.12	\$521,419.13	\$142,461.99
		ERIE SOUTH to ERIE WEST Total			\$1,041,153.27	\$583,272.77	\$457,880.50
PELE Pennsylvania Electric	PELE - TL 115KV	ERIE SOUTH to FRENCH ROAD NO.1	35610 - Overhd Conductr, Devices	Insulator - transmission	\$68.77	\$55.70	\$13.07
PELE Pennsylvania Electric	PELE - TL 115KV	ERIE SOUTH to FRENCH ROAD NO.1	35610 - Overhd Conductr, Devices	Insulator - transmission	\$474.01	\$420.42	\$53.59
PELE Pennsylvania Electric	PELE - TL 115KV	ERIE SOUTH to FRENCH ROAD NO.1	35610 - Overhd Conductr, Devices	Insulator - transmission	\$1,132.21	\$925.28	\$206.93
PELE Pennsylvania Electric	PELE - TL 115KV	ERIE SOUTH to FRENCH ROAD NO.1	35610 - Overhd Conductr, Devices	Insulator - transmission	\$4,669.91	\$3,320.98	\$1,348.93
PELE Pennsylvania Electric	PELE - TL 115KV	ERIE SOUTH to FRENCH ROAD NO.1	35610 - Overhd Conductr, Devices	Wire Fully Dressed	\$68.77	\$55.70	\$13.07
PELE Pennsylvania Electric	PELE - TL 115KV	ERIE SOUTH to FRENCH ROAD NO.1	35610 - Overhd Conductr, Devices	Wire Fully Dressed	\$195.80	\$169.98	\$25.82
PELE Pennsylvania Electric	PELE - TL 115KV	ERIE SOUTH to FRENCH ROAD NO.1	35610 - Overhd Conductr, Devices	Wire Fully Dressed	\$911.48	\$808.44	\$103.04
PELE Pennsylvania Electric	PELE - TL 115KV	ERIE SOUTH to FRENCH ROAD NO.1	35610 - Overhd Conductr, Devices	Wire Fully Dressed	\$1,132.21	\$925.28	\$206.93
PELE Pennsylvania Electric	PELE - TL 115KV	ERIE SOUTH to FRENCH ROAD NO.1	35610 - Overhd Conductr, Devices	Wire Fully Dressed	\$32,388.93	\$23,033.15	\$9,355.78
		ERIE SOUTH to FRENCH ROAD NO.1 Total			\$41,042.09	\$29,714.92	\$11,327.17
PELE Pennsylvania Electric	PELE - TL 115KV	ERIE SOUTH to FRENCH ROAD NO.2	35610 - Overhd Conductr, Devices	Insulator - transmission	\$60.56	\$49.49	\$11.07
PELE Pennsylvania Electric	PELE - TL 115KV	ERIE SOUTH to FRENCH ROAD NO.2	35610 - Overhd Conductr, Devices	Insulator - transmission	\$1,498.12	\$1,213.43	\$284.69
PELE Pennsylvania Electric	PELE - TL 115KV	ERIE SOUTH to FRENCH ROAD NO.2	35610 - Overhd Conductr, Devices	Insulator - transmission	\$2,589.26	\$2,180.33	\$408.93
PELE Pennsylvania Electric	PELE - TL 115KV	ERIE SOUTH to FRENCH ROAD NO.2	35610 - Overhd Conductr, Devices	Insulator - transmission	\$8,634.65	\$6,140.47	\$2,494.18
PELE Pennsylvania Electric	PELE - TL 115KV	ERIE SOUTH to FRENCH ROAD NO.2	35610 - Overhd Conductr, Devices	Wire Fully Dressed	\$60.57	\$49.50	\$11.07
PELE Pennsylvania Electric	PELE - TL 115KV	ERIE SOUTH to FRENCH ROAD NO.2	35610 - Overhd Conductr, Devices	Wire Fully Dressed	\$119.04	\$105.58	\$13.46
PELE Pennsylvania Electric	PELE - TL 115KV	ERIE SOUTH to FRENCH ROAD NO.2	35610 - Overhd Conductr, Devices	Wire Fully Dressed	\$2,589.27	\$2,180.34	\$408.93
PELE Pennsylvania Electric	PELE - TL 115KV	ERIE SOUTH to FRENCH ROAD NO.2	35610 - Overhd Conductr, Devices	Wire Fully Dressed	\$2,735.68	\$2,374.83	\$360.85
PELE Pennsylvania Electric	PELE - TL 115KV	ERIE SOUTH to FRENCH ROAD NO.2	35610 - Overhd Conductr, Devices	Wire Fully Dressed	\$3,624.99	\$2,936.13	\$688.86
PELE Pennsylvania Electric	PELE - TL 115KV	ERIE SOUTH to FRENCH ROAD NO.2	35610 - Overhd Conductr, Devices	Wire Fully Dressed	\$21,240.27	\$15,104.86	\$6,135.41
		ERIE SOUTH to FRENCH ROAD NO.2 Total			\$43,152.41	\$32,334.97	\$10,817.44
PELE Pennsylvania Electric	PELE - TL 115KV	ERIE SOUTH to GORE JUNCTION	35610 - Overhd Conductr, Devices	Grounding (Towers & Static Wire)	\$26,841.91	\$902.29	\$25,939.62
PELE Pennsylvania Electric	PELE - TL 115KV	ERIE SOUTH to GORE JUNCTION	35610 - Overhd Conductr, Devices	Insulator - transmission	\$574.48	\$445.96	\$128.52
PELE Pennsylvania Electric	PELE - TL 115KV	ERIE SOUTH to GORE JUNCTION	35610 - Overhd Conductr, Devices	Insulator - transmission	\$1,097.70	\$214.55	\$883.15
PELE Pennsylvania Electric	PELE - TL 115KV	ERIE SOUTH to GORE JUNCTION	35610 - Overhd Conductr, Devices	Insulator - transmission	\$8,304.99	\$6,993.37	\$1,311.62
PELE Pennsylvania Electric	PELE - TL 115KV	ERIE SOUTH to GORE JUNCTION	35610 - Overhd Conductr, Devices	Insulator - transmission	\$8,848.25	\$7,231.10	\$1,617.15
PELE Pennsylvania Electric	PELE - TL 115KV	ERIE SOUTH to GORE JUNCTION	35610 - Overhd Conductr, Devices	Insulator - transmission	\$129,236.36	\$4,344.25	\$124,892.11
PELE Pennsylvania Electric	PELE - TL 115KV	ERIE SOUTH to GORE JUNCTION	35610 - Overhd Conductr, Devices	Wire Fully Dressed	(\$731.94)	(\$24.61)	(\$707.33)
PELE Pennsylvania Electric	PELE - TL 115KV	ERIE SOUTH to GORE JUNCTION	35610 - Overhd Conductr, Devices	Wire Fully Dressed	\$608.28	\$472.20	\$136.08
PELE Pennsylvania Electric	PELE - TL 115KV	ERIE SOUTH to GORE JUNCTION	35610 - Overhd Conductr, Devices	Wire Fully Dressed	\$1,097.71	\$214.55	\$883.16
PELE Pennsylvania Electric	PELE - TL 115KV	ERIE SOUTH to GORE JUNCTION	35610 - Overhd Conductr, Devices	Wire Fully Dressed	\$1,484.43	\$263.71	\$1,220.72
PELE Pennsylvania Electric	PELE - TL 115KV	ERIE SOUTH to GORE JUNCTION	35610 - Overhd Conductr, Devices	Wire Fully Dressed	\$28,200.03	\$23,746.35	\$4,453.68
PELE Pennsylvania Electric	PELE - TL 115KV	ERIE SOUTH to GORE JUNCTION	35610 - Overhd Conductr, Devices	Wire Fully Dressed	\$29,027.09	\$23,721.95	\$5,305.14
		ERIE SOUTH to GORE JUNCTION Total			\$234,589.29	\$68,525.67	\$166,063.62
PELE Pennsylvania Electric	PELE - TL 115KV	ERIE SOUTH to UNION CITY	35610 - Overhd Conductr, Devices	Insulator - transmission	\$12.16	\$9.44	\$2.72
PELE Pennsylvania Electric	PELE - TL 115KV	ERIE SOUTH to UNION CITY	35610 - Overhd Conductr, Devices	Insulator - transmission	\$800.05	\$648.01	\$152.04
PELE Pennsylvania Electric	PELE - TL 115KV	ERIE SOUTH to UNION CITY	35610 - Overhd Conductr, Devices	Insulator - transmission	\$1,707.29	\$1,308.92	\$398.37
PELE Pennsylvania Electric	PELE - TL 115KV	ERIE SOUTH to UNION CITY	35610 - Overhd Conductr, Devices	Insulator - transmission	\$14,017.60	\$2,003.97	\$12,013.63
PELE Pennsylvania Electric	PELE - TL 115KV	ERIE SOUTH to UNION CITY	35610 - Overhd Conductr, Devices	Insulator - transmission	\$121,792.20	\$62,405.79	\$59,386.41
PELE Pennsylvania Electric	PELE - TL 115KV	ERIE SOUTH to UNION CITY	35610 - Overhd Conductr, Devices	Wire Fully Dressed	\$12.76	\$9.90	\$2.86
PELE Pennsylvania Electric	PELE - TL 115KV	ERIE SOUTH to UNION CITY	35610 - Overhd Conductr, Devices	Wire Fully Dressed	\$57.40	\$50.91	\$6.49
PELE Pennsylvania Electric	PELE - TL 115KV	ERIE SOUTH to UNION CITY	35610 - Overhd Conductr, Devices	Wire Fully Dressed	\$337.71	\$291.98	\$45.73
PELE Pennsylvania Electric	PELE - TL 115KV	ERIE SOUTH to UNION CITY	35610 - Overhd Conductr, Devices	Wire Fully Dressed	\$529.35	\$459.52	\$69.83
PELE Pennsylvania Electric	PELE - TL 115KV	ERIE SOUTH to UNION CITY	35610 - Overhd Conductr, Devices	Wire Fully Dressed	\$800.05	\$648.01	\$152.04
PELE Pennsylvania Electric	PELE - TL 115KV	ERIE SOUTH to UNION CITY	35610 - Overhd Conductr, Devices	Wire Fully Dressed	\$1,707.30	\$1,308.93	\$398.37
PELE Pennsylvania Electric	PELE - TL 115KV	ERIE SOUTH to UNION CITY	35610 - Overhd Conductr, Devices	Wire Fully Dressed	\$1,875.57	\$504.53	\$1,371.04
PELE Pennsylvania Electric	PELE - TL 115KV	ERIE SOUTH to UNION CITY	35610 - Overhd Conductr, Devices	Wire Fully Dressed	\$4,837.60	\$4,163.99	\$673.61
PELE Pennsylvania Electric	PELE - TL 115KV	ERIE SOUTH to UNION CITY	35610 - Overhd Conductr, Devices	Wire Fully Dressed	\$802,814.69	\$411,358.74	\$391,455.95
		ERIE SOUTH to UNION CITY Total			\$951,301.73	\$485,172.63	\$466,129.10

Company	Major Location	Asset Location	Utility Account	Asset Retirement Unit	Book Cost	Allocated Reserve	Net Book Value
PELE Pennsylvania Electric	PELE - Trans Subs	ERIE SOUTH TRANSMISSION SUB	35610 - Overhd Conductr, Devices	Insulator - transmission	\$86,624.24	\$13,872.67	\$72,751.57
		ERIE SOUTH TRANSMISSION SUB Total			\$86,624.24	\$13,872.67	\$72,751.57
PELE Pennsylvania Electric	PELE - TL 115KV	ERIE WEST to FAIRVIEW EAST	35610 - Overhd Conductr, Devices	Insulator - transmission	\$342.34	\$234.66	\$107.68
PELE Pennsylvania Electric	PELE - TL 115KV	ERIE WEST to FAIRVIEW EAST	35610 - Overhd Conductr, Devices	Insulator - transmission	\$58,192.47	\$42,762.49	\$15,429.98
PELE Pennsylvania Electric	PELE - TL 115KV	ERIE WEST to FAIRVIEW EAST	35610 - Overhd Conductr, Devices	Non-Unitized	(\$1,125.47)	(\$7.28)	(\$1,118.19)
PELE Pennsylvania Electric	PELE - TL 115KV	ERIE WEST to FAIRVIEW EAST	35610 - Overhd Conductr, Devices	Wire Fully Dressed	\$4,465.33	\$3,060.80	\$1,404.53
PELE Pennsylvania Electric	PELE - TL 115KV	ERIE WEST to FAIRVIEW EAST	35610 - Overhd Conductr, Devices	Wire Fully Dressed	\$265,028.72	\$194,755.23	\$70,273.49
		ERIE WEST to FAIRVIEW EAST Total			\$326,903.39	\$240,805.90	\$86,097.49
PELE Pennsylvania Electric	PELE - TL 345KV	ERIE WEST to OHIO CEI	35610 - Overhd Conductr, Devices	Insulator - transmission	\$695.61	\$518.89	\$176.72
PELE Pennsylvania Electric	PELE - TL 345KV	ERIE WEST to OHIO CEI	35610 - Overhd Conductr, Devices	Insulator - transmission	\$37,563.17	\$29,502.51	\$8,060.66
PELE Pennsylvania Electric	PELE - TL 345KV	ERIE WEST to OHIO CEI	35610 - Overhd Conductr, Devices	Wire Fully Dressed	\$695.62	\$518.90	\$176.72
PELE Pennsylvania Electric	PELE - TL 345KV	ERIE WEST to OHIO CEI	35610 - Overhd Conductr, Devices	Wire Fully Dressed	\$229,287.34	\$180,084.67	\$49,202.67
		ERIE WEST to OHIO CEI Total			\$268,241.74	\$210,624.96	\$57,616.78
PELE Pennsylvania Electric	PELE - TL 115KV	ERIE WEST to SPRINGBORO	35610 - Overhd Conductr, Devices	Insulator - transmission	\$429.39	\$256.40	\$172.99
PELE Pennsylvania Electric	PELE - TL 115KV	ERIE WEST to SPRINGBORO	35610 - Overhd Conductr, Devices	Insulator - transmission	\$2,832.38	\$1,451.30	\$1,381.08
PELE Pennsylvania Electric	PELE - TL 115KV	ERIE WEST to SPRINGBORO	35610 - Overhd Conductr, Devices	Insulator - transmission	\$3,081.09	\$2,111.95	\$969.14
PELE Pennsylvania Electric	PELE - TL 115KV	ERIE WEST to SPRINGBORO	35610 - Overhd Conductr, Devices	Insulator - transmission	\$40,683.23	\$29,895.90	\$10,787.33
PELE Pennsylvania Electric	PELE - TL 115KV	ERIE WEST to SPRINGBORO	35610 - Overhd Conductr, Devices	Wire Fully Dressed	\$429.40	\$256.41	\$172.99
PELE Pennsylvania Electric	PELE - TL 115KV	ERIE WEST to SPRINGBORO	35610 - Overhd Conductr, Devices	Wire Fully Dressed	\$4,959.80	\$3,399.74	\$1,560.06
PELE Pennsylvania Electric	PELE - TL 115KV	ERIE WEST to SPRINGBORO	35610 - Overhd Conductr, Devices	Wire Fully Dressed	\$22,756.91	\$11,660.54	\$11,096.37
PELE Pennsylvania Electric	PELE - TL 115KV	ERIE WEST to SPRINGBORO	35610 - Overhd Conductr, Devices	Wire Fully Dressed	\$148,855.53	\$109,385.86	\$39,469.67
		ERIE WEST to SPRINGBORO Total			\$224,027.73	\$158,418.10	\$65,609.63
PELE Pennsylvania Electric	PELE - Dist Subs	FAIRVIEW EAST SUB	35610 - Overhd Conductr, Devices	Wire Fully Dressed	\$179.82	\$48.37	\$131.45
		FAIRVIEW EAST SUB Total			\$179.82	\$48.37	\$131.45
PELE Pennsylvania Electric	PELE - Dist Subs	FAIRVIEW SUB ALTOONA	35610 - Overhd Conductr, Devices	Insulator - transmission	\$7,071.77	\$443.34	\$6,628.43
PELE Pennsylvania Electric	PELE - Dist Subs	FAIRVIEW SUB ALTOONA	35610 - Overhd Conductr, Devices	Non-Unitized	(\$2,174.39)	(\$14.07)	(\$2,160.32)
		FAIRVIEW SUB ALTOONA Total			\$4,897.38	\$429.26	\$4,468.12
PELE Pennsylvania Electric	PELE - TL 115KV	FARMERS VALLEY to POTTER TAP-GOLD	35610 - Overhd Conductr, Devices	Insulator - transmission	\$1,562.49	\$1,005.18	\$557.31
PELE Pennsylvania Electric	PELE - TL 115KV	FARMERS VALLEY to POTTER TAP-GOLD	35610 - Overhd Conductr, Devices	Insulator - transmission	\$2,443.22	\$1,607.25	\$835.97
PELE Pennsylvania Electric	PELE - TL 115KV	FARMERS VALLEY to POTTER TAP-GOLD	35610 - Overhd Conductr, Devices	Insulator - transmission	\$6,837.20	\$2,617.63	\$4,219.57
PELE Pennsylvania Electric	PELE - TL 115KV	FARMERS VALLEY to POTTER TAP-GOLD	35610 - Overhd Conductr, Devices	Insulator - transmission	\$7,865.11	\$6,370.50	\$1,494.61
PELE Pennsylvania Electric	PELE - TL 115KV	FARMERS VALLEY to POTTER TAP-GOLD	35610 - Overhd Conductr, Devices	Insulator - transmission	\$10,252.74	\$5,955.78	\$4,296.96
PELE Pennsylvania Electric	PELE - TL 115KV	FARMERS VALLEY to POTTER TAP-GOLD	35610 - Overhd Conductr, Devices	Insulator - transmission	\$21,817.39	\$1,045.47	\$20,771.92
PELE Pennsylvania Electric	PELE - TL 115KV	FARMERS VALLEY to POTTER TAP-GOLD	35610 - Overhd Conductr, Devices	Insulator - transmission	\$162,522.24	\$139,217.58	\$23,304.66
PELE Pennsylvania Electric	PELE - TL 115KV	FARMERS VALLEY to POTTER TAP-GOLD	35610 - Overhd Conductr, Devices	Non-Unitized	\$28,203.93	\$948.06	\$27,255.87
PELE Pennsylvania Electric	PELE - TL 115KV	FARMERS VALLEY to POTTER TAP-GOLD	35610 - Overhd Conductr, Devices	Non-Unitized	\$213,006.45	\$1,378.46	\$211,627.99
PELE Pennsylvania Electric	PELE - TL 115KV	FARMERS VALLEY to POTTER TAP-GOLD	35610 - Overhd Conductr, Devices	Wire Fully Dressed	\$1,307.90	\$1,038.56	\$269.34
PELE Pennsylvania Electric	PELE - TL 115KV	FARMERS VALLEY to POTTER TAP-GOLD	35610 - Overhd Conductr, Devices	Wire Fully Dressed	\$1,616.72	\$588.22	\$1,028.50
PELE Pennsylvania Electric	PELE - TL 115KV	FARMERS VALLEY to POTTER TAP-GOLD	35610 - Overhd Conductr, Devices	Wire Fully Dressed	\$2,575.62	\$986.08	\$1,589.54
PELE Pennsylvania Electric	PELE - TL 115KV	FARMERS VALLEY to POTTER TAP-GOLD	35610 - Overhd Conductr, Devices	Wire Fully Dressed	\$4,742.24	\$3,050.77	\$1,691.47
PELE Pennsylvania Electric	PELE - TL 115KV	FARMERS VALLEY to POTTER TAP-GOLD	35610 - Overhd Conductr, Devices	Wire Fully Dressed	\$7,752.95	\$371.51	\$7,381.44
PELE Pennsylvania Electric	PELE - TL 115KV	FARMERS VALLEY to POTTER TAP-GOLD	35610 - Overhd Conductr, Devices	Wire Fully Dressed	\$8,181.10	\$5,381.84	\$2,799.26
PELE Pennsylvania Electric	PELE - TL 115KV	FARMERS VALLEY to POTTER TAP-GOLD	35610 - Overhd Conductr, Devices	Wire Fully Dressed	\$8,236.41	\$6,671.24	\$1,565.17
PELE Pennsylvania Electric	PELE - TL 115KV	FARMERS VALLEY to POTTER TAP-GOLD	35610 - Overhd Conductr, Devices	Wire Fully Dressed	\$32,421.29	\$18,833.39	\$13,587.90
PELE Pennsylvania Electric	PELE - TL 115KV	FARMERS VALLEY to POTTER TAP-GOLD	35610 - Overhd Conductr, Devices	Wire Fully Dressed	\$60,179.16	\$16,188.26	\$43,990.90
PELE Pennsylvania Electric	PELE - TL 115KV	FARMERS VALLEY to POTTER TAP-GOLD	35610 - Overhd Conductr, Devices	Wire Fully Dressed	\$426,704.08	\$365,517.43	\$61,186.65
		FARMERS VALLEY to POTTER TAP-GOLD Total			\$1,008,228.24	\$578,773.21	\$429,455.03
PELE Pennsylvania Electric	PELE - TL 115KV	FARMERS VALLEY to RIDGWAY	35610 - Overhd Conductr, Devices	Insulator - transmission	\$148.91	\$125.39	\$23.52
PELE Pennsylvania Electric	PELE - TL 115KV	FARMERS VALLEY to RIDGWAY	35610 - Overhd Conductr, Devices	Insulator - transmission	\$3,467.32	\$867.96	\$2,599.36
PELE Pennsylvania Electric	PELE - TL 115KV	FARMERS VALLEY to RIDGWAY	35610 - Overhd Conductr, Devices	Insulator - transmission	\$19,664.07	\$2,480.07	\$17,184.00
PELE Pennsylvania Electric	PELE - TL 115KV	FARMERS VALLEY to RIDGWAY	35610 - Overhd Conductr, Devices	Insulator - transmission	\$32,306.70	\$3,542.52	\$28,764.18
PELE Pennsylvania Electric	PELE - TL 115KV	FARMERS VALLEY to RIDGWAY	35610 - Overhd Conductr, Devices	Insulator - transmission	\$83,098.65	\$71,527.76	\$11,570.89
PELE Pennsylvania Electric	PELE - TL 115KV	FARMERS VALLEY to RIDGWAY	35610 - Overhd Conductr, Devices	Insulator - transmission	\$142,511.68	\$20,373.61	\$122,138.07
PELE Pennsylvania Electric	PELE - TL 115KV	FARMERS VALLEY to RIDGWAY	35610 - Overhd Conductr, Devices	Non-Unitized	(\$16.24)	(\$0.78)	(\$15.46)

Company	Major Location	Asset Location	Utility Account	Asset Retirement Unit	Book Cost	Allocated Reserve	Net Book Value
PELE Pennsylvania Electric	PELE - TL 115KV	FARMERS VALLEY to RIDGWAY	35610 - Overhd Conductr, Devices	Non-Unitized	(\$0.23)	(\$0.01)	(\$0.22)
PELE Pennsylvania Electric	PELE - TL 115KV	FARMERS VALLEY to RIDGWAY	35610 - Overhd Conductr, Devices	Wire Fully Dressed	\$148.91	\$125.39	\$23.52
PELE Pennsylvania Electric	PELE - TL 115KV	FARMERS VALLEY to RIDGWAY	35610 - Overhd Conductr, Devices	Wire Fully Dressed	\$236,806.93	\$59,278.41	\$177,528.52
PELE Pennsylvania Electric	PELE - TL 115KV	FARMERS VALLEY to RIDGWAY	35610 - Overhd Conductr, Devices	Wire Fully Dressed	\$236,824.68	\$203,848.53	\$32,976.15
FARMERS VALLEY to RIDGWAY Total					\$754,961.38	\$362,168.84	\$392,792.54
PELE Pennsylvania Electric	PELE - TL 230KV	FOREST to ELKO to WEST PENN PC	35610 - Overhd Conductr, Devices	Insulator - transmission	\$355.74	\$293.15	\$62.59
PELE Pennsylvania Electric	PELE - TL 230KV	FOREST to ELKO to WEST PENN PC	35610 - Overhd Conductr, Devices	Insulator - transmission	\$33,028.76	\$3,090.75	\$29,938.01
PELE Pennsylvania Electric	PELE - TL 230KV	FOREST to ELKO to WEST PENN PC	35610 - Overhd Conductr, Devices	Insulator - transmission	\$75,433.05	\$63,519.77	\$11,913.28
PELE Pennsylvania Electric	PELE - TL 230KV	FOREST to ELKO to WEST PENN PC	35610 - Overhd Conductr, Devices	Insulator - transmission	\$107,644.88	\$62,530.45	\$45,114.43
PELE Pennsylvania Electric	PELE - TL 230KV	FOREST to ELKO to WEST PENN PC	35610 - Overhd Conductr, Devices	Wire Fully Dressed	\$355.74	\$293.15	\$62.59
PELE Pennsylvania Electric	PELE - TL 230KV	FOREST to ELKO to WEST PENN PC	35610 - Overhd Conductr, Devices	Wire Fully Dressed	\$75,433.06	\$63,519.78	\$11,913.28
PELE Pennsylvania Electric	PELE - TL 230KV	FOREST to ELKO to WEST PENN PC	35610 - Overhd Conductr, Devices	Wire Fully Dressed	\$217,232.70	\$126,189.55	\$91,043.15
FOREST to ELKO to WEST PENN PC Total					\$509,483.93	\$319,436.61	\$190,047.32
PELE Pennsylvania Electric	PELE - TL 115KV	FOREST to RIDGEWAY	35610 - Overhd Conductr, Devices	Insulator - transmission	\$245.79	\$214.17	\$31.62
PELE Pennsylvania Electric	PELE - TL 115KV	FOREST to RIDGEWAY	35610 - Overhd Conductr, Devices	Insulator - transmission	\$553.99	\$419.13	\$134.86
PELE Pennsylvania Electric	PELE - TL 115KV	FOREST to RIDGEWAY	35610 - Overhd Conductr, Devices	Insulator - transmission	\$15,289.66	\$2,716.26	\$12,573.40
PELE Pennsylvania Electric	PELE - TL 115KV	FOREST to RIDGEWAY	35610 - Overhd Conductr, Devices	Insulator - transmission	\$71,118.97	\$11,389.53	\$59,729.44
PELE Pennsylvania Electric	PELE - TL 115KV	FOREST to RIDGEWAY	35610 - Overhd Conductr, Devices	Insulator - transmission	\$87,004.37	\$10,973.14	\$76,031.23
PELE Pennsylvania Electric	PELE - TL 115KV	FOREST to RIDGEWAY	35610 - Overhd Conductr, Devices	Insulator - transmission	\$106,638.32	\$15,245.12	\$91,393.20
PELE Pennsylvania Electric	PELE - TL 115KV	FOREST to RIDGEWAY	35610 - Overhd Conductr, Devices	Insulator - transmission	\$982,752.55	\$107,761.50	\$874,991.05
PELE Pennsylvania Electric	PELE - TL 115KV	FOREST to RIDGEWAY	35610 - Overhd Conductr, Devices	Non-Unitized	\$0.30	\$0.00	\$0.30
PELE Pennsylvania Electric	PELE - TL 115KV	FOREST to RIDGEWAY	35610 - Overhd Conductr, Devices	Switch - Mass	\$1,552.98	\$170.29	\$1,382.69
PELE Pennsylvania Electric	PELE - TL 115KV	FOREST to RIDGEWAY	35610 - Overhd Conductr, Devices	Switch - Mass	\$7,223.59	\$1,156.84	\$6,066.75
PELE Pennsylvania Electric	PELE - TL 115KV	FOREST to RIDGEWAY	35610 - Overhd Conductr, Devices	Switch - Mass	\$8,507.76	\$1,073.02	\$7,434.74
PELE Pennsylvania Electric	PELE - TL 115KV	FOREST to RIDGEWAY	35610 - Overhd Conductr, Devices	Switch - Mass	\$10,922.01	\$1,561.42	\$9,360.59
PELE Pennsylvania Electric	PELE - TL 115KV	FOREST to RIDGEWAY	35610 - Overhd Conductr, Devices	Wire Fully Dressed	\$60.00	\$53.21	\$6.79
PELE Pennsylvania Electric	PELE - TL 115KV	FOREST to RIDGEWAY	35610 - Overhd Conductr, Devices	Wire Fully Dressed	\$1,202.00	\$1,047.33	\$154.67
PELE Pennsylvania Electric	PELE - TL 115KV	FOREST to RIDGEWAY	35610 - Overhd Conductr, Devices	Wire Fully Dressed	\$14,299.02	\$1,567.93	\$12,731.09
PELE Pennsylvania Electric	PELE - TL 115KV	FOREST to RIDGEWAY	35610 - Overhd Conductr, Devices	Wire Fully Dressed	\$21,816.67	\$16,505.48	\$5,311.19
FOREST to RIDGEWAY Total					\$1,329,187.98	\$171,854.37	\$1,157,333.61
PELE Pennsylvania Electric	PELE - TL 115KV	GARMAN to SPANGLER	35610 - Overhd Conductr, Devices	Insulator - transmission	\$48,375.71	\$31,823.40	\$16,552.31
PELE Pennsylvania Electric	PELE - TL 115KV	GARMAN to SPANGLER	35610 - Overhd Conductr, Devices	Non-Unitized	\$8,547.84	\$55.31	\$8,492.53
PELE Pennsylvania Electric	PELE - TL 115KV	GARMAN to SPANGLER	35610 - Overhd Conductr, Devices	Wire Fully Dressed	\$69.74	\$25.38	\$44.36
PELE Pennsylvania Electric	PELE - TL 115KV	GARMAN to SPANGLER	35610 - Overhd Conductr, Devices	Wire Fully Dressed	\$1,557.66	\$596.35	\$961.31
PELE Pennsylvania Electric	PELE - TL 115KV	GARMAN to SPANGLER	35610 - Overhd Conductr, Devices	Wire Fully Dressed	\$254,904.89	\$167,686.21	\$87,218.68
GARMAN to SPANGLER Total					\$313,455.84	\$200,186.65	\$113,269.19
PELE Pennsylvania Electric	PELE - TL 115KV	GARMAN to WESTOVER SOUTH to MADERA	35610 - Overhd Conductr, Devices	Insulator - transmission	\$172,122.48	\$62,623.83	\$109,498.65
PELE Pennsylvania Electric	PELE - TL 115KV	GARMAN to WESTOVER SOUTH to MADERA	35610 - Overhd Conductr, Devices	Wire Fully Dressed	\$0.30	\$0.20	\$0.10
PELE Pennsylvania Electric	PELE - TL 115KV	GARMAN to WESTOVER SOUTH to MADERA	35610 - Overhd Conductr, Devices	Wire Fully Dressed	\$1,115.53	\$490.17	\$625.36
PELE Pennsylvania Electric	PELE - TL 115KV	GARMAN to WESTOVER SOUTH to MADERA	35610 - Overhd Conductr, Devices	Wire Fully Dressed	\$10,882.63	\$9,652.30	\$1,230.33
PELE Pennsylvania Electric	PELE - TL 115KV	GARMAN to WESTOVER SOUTH to MADERA	35610 - Overhd Conductr, Devices	Wire Fully Dressed	\$60,536.04	\$41,494.93	\$19,041.11
PELE Pennsylvania Electric	PELE - TL 115KV	GARMAN to WESTOVER SOUTH to MADERA	35610 - Overhd Conductr, Devices	Wire Fully Dressed	\$903,975.08	\$328,895.90	\$575,079.18
GARMAN to WESTOVER SOUTH to MADERA Total					\$1,148,632.06	\$443,157.32	\$705,474.74
PELE Pennsylvania Electric	PELE - TL 115KV	GENEVA to MORGAN STREET	35610 - Overhd Conductr, Devices	Insulator - transmission	\$2,206.70	\$471.18	\$1,735.52
PELE Pennsylvania Electric	PELE - TL 115KV	GENEVA to MORGAN STREET	35610 - Overhd Conductr, Devices	Insulator - transmission	\$37,809.89	\$28,605.20	\$9,204.69
PELE Pennsylvania Electric	PELE - TL 115KV	GENEVA to MORGAN STREET	35610 - Overhd Conductr, Devices	Non-Unitized	\$17,168.27	\$111.10	\$17,057.17
PELE Pennsylvania Electric	PELE - TL 115KV	GENEVA to MORGAN STREET	35610 - Overhd Conductr, Devices	Wire Fully Dressed	\$2,206.70	\$471.18	\$1,735.52
PELE Pennsylvania Electric	PELE - TL 115KV	GENEVA to MORGAN STREET	35610 - Overhd Conductr, Devices	Wire Fully Dressed	\$2,977.84	\$2,641.18	\$336.66
PELE Pennsylvania Electric	PELE - TL 115KV	GENEVA to MORGAN STREET	35610 - Overhd Conductr, Devices	Wire Fully Dressed	\$71,208.26	\$53,872.85	\$17,335.41
PELE Pennsylvania Electric	PELE - TL 115KV	GENEVA to MORGAN STREET	35610 - Overhd Conductr, Devices	Wire Fully Dressed	\$91,589.42	\$17,901.50	\$73,687.92
GENEVA to MORGAN STREET Total					\$225,167.08	\$104,074.18	\$121,092.90
PELE Pennsylvania Electric	PELE - TL 230KV	GLADE TAP to LEWIS RUN	35610 - Overhd Conductr, Devices	Insulator - transmission	\$145,224.68	\$15,924.29	\$129,300.39
PELE Pennsylvania Electric	PELE - TL 230KV	GLADE TAP to LEWIS RUN	35610 - Overhd Conductr, Devices	Insulator - transmission	\$803,762.26	\$397,457.94	\$406,304.32
PELE Pennsylvania Electric	PELE - TL 230KV	GLADE TAP to LEWIS RUN	35610 - Overhd Conductr, Devices	Wire Fully Dressed	\$1,555,083.32	\$768,983.86	\$786,099.46

Company	Major Location	Asset Location	Utility Account	Asset Retirement Unit	Book Cost	Allocated Reserve	Net Book Value
		GLADE TAP to LEWIS RUN Total			\$2,504,070.26	\$1,182,366.08	\$1,321,704.18
PELE Pennsylvania Electric	PELE - TL 230KV	GLADE to ERIE SOUTH	35610 - Overhd Conductr, Devices	Insulator - transmission	\$1,178.88	\$624.82	\$554.06
PELE Pennsylvania Electric	PELE - TL 230KV	GLADE to ERIE SOUTH	35610 - Overhd Conductr, Devices	Insulator - transmission	\$2,054.80	\$1,575.34	\$479.46
PELE Pennsylvania Electric	PELE - TL 230KV	GLADE to ERIE SOUTH	35610 - Overhd Conductr, Devices	Insulator - transmission	\$19,881.99	\$1,860.51	\$18,021.48
PELE Pennsylvania Electric	PELE - TL 230KV	GLADE to ERIE SOUTH	35610 - Overhd Conductr, Devices	Insulator - transmission	\$53,266.24	\$40,298.76	\$12,967.48
PELE Pennsylvania Electric	PELE - TL 230KV	GLADE to ERIE SOUTH	35610 - Overhd Conductr, Devices	Insulator - transmission	\$195,296.18	\$162,188.76	\$33,107.42
PELE Pennsylvania Electric	PELE - TL 230KV	GLADE to ERIE SOUTH	35610 - Overhd Conductr, Devices	Insulator - transmission	\$204,637.71	\$171,173.40	\$33,464.31
PELE Pennsylvania Electric	PELE - TL 230KV	GLADE to ERIE SOUTH	35610 - Overhd Conductr, Devices	Wire Fully Dressed	\$1,178.88	\$624.82	\$554.06
PELE Pennsylvania Electric	PELE - TL 230KV	GLADE to ERIE SOUTH	35610 - Overhd Conductr, Devices	Wire Fully Dressed	\$2,054.80	\$1,575.34	\$479.46
PELE Pennsylvania Electric	PELE - TL 230KV	GLADE to ERIE SOUTH	35610 - Overhd Conductr, Devices	Wire Fully Dressed	\$112,513.88	\$85,122.77	\$27,391.11
PELE Pennsylvania Electric	PELE - TL 230KV	GLADE to ERIE SOUTH	35610 - Overhd Conductr, Devices	Wire Fully Dressed	\$195,296.19	\$162,188.77	\$33,107.42
PELE Pennsylvania Electric	PELE - TL 230KV	GLADE to ERIE SOUTH	35610 - Overhd Conductr, Devices	Wire Fully Dressed	\$204,637.71	\$171,173.40	\$33,464.31
		GLADE to ERIE SOUTH Total			\$991,997.26	\$798,406.66	\$193,590.60
PELE Pennsylvania Electric	PELE - TL 230KV	GLADE to FOREST	35610 - Overhd Conductr, Devices	Grounding (Towers & Static Wire)	\$13,485.86	\$266.95	\$13,218.91
PELE Pennsylvania Electric	PELE - TL 230KV	GLADE to FOREST	35610 - Overhd Conductr, Devices	Grounding (Towers & Static Wire)	\$24,469.51	\$158.35	\$24,311.16
PELE Pennsylvania Electric	PELE - TL 230KV	GLADE to FOREST	35610 - Overhd Conductr, Devices	Insulator - transmission	\$842.04	\$446.29	\$395.75
PELE Pennsylvania Electric	PELE - TL 230KV	GLADE to FOREST	35610 - Overhd Conductr, Devices	Insulator - transmission	\$1,316.83	\$144.39	\$1,172.44
PELE Pennsylvania Electric	PELE - TL 230KV	GLADE to FOREST	35610 - Overhd Conductr, Devices	Insulator - transmission	\$3,786.40	\$477.54	\$3,308.86
PELE Pennsylvania Electric	PELE - TL 230KV	GLADE to FOREST	35610 - Overhd Conductr, Devices	Insulator - transmission	\$9,475.04	\$187.56	\$9,287.48
PELE Pennsylvania Electric	PELE - TL 230KV	GLADE to FOREST	35610 - Overhd Conductr, Devices	Insulator - transmission	\$19,079.19	\$2,727.58	\$16,351.61
PELE Pennsylvania Electric	PELE - TL 230KV	GLADE to FOREST	35610 - Overhd Conductr, Devices	Insulator - transmission	\$19,873.53	\$1,859.72	\$18,013.81
PELE Pennsylvania Electric	PELE - TL 230KV	GLADE to FOREST	35610 - Overhd Conductr, Devices	Insulator - transmission	\$49,592.70	\$37,519.53	\$12,073.17
PELE Pennsylvania Electric	PELE - TL 230KV	GLADE to FOREST	35610 - Overhd Conductr, Devices	Insulator - transmission	\$63,129.38	\$408.54	\$62,720.84
PELE Pennsylvania Electric	PELE - TL 230KV	GLADE to FOREST	35610 - Overhd Conductr, Devices	Insulator - transmission	\$217,412.10	\$180,555.50	\$36,856.60
PELE Pennsylvania Electric	PELE - TL 230KV	GLADE to FOREST	35610 - Overhd Conductr, Devices	Non-Unitized	(\$1.43)	(\$0.07)	(\$1.36)
PELE Pennsylvania Electric	PELE - TL 230KV	GLADE to FOREST	35610 - Overhd Conductr, Devices	Non-Unitized	(\$0.02)	\$0.00	(\$0.02)
PELE Pennsylvania Electric	PELE - TL 230KV	GLADE to FOREST	35610 - Overhd Conductr, Devices	Non-Unitized	\$247.88	\$1.61	\$246.27
PELE Pennsylvania Electric	PELE - TL 230KV	GLADE to FOREST	35610 - Overhd Conductr, Devices	Wire Fully Dressed	\$842.05	\$446.29	\$395.76
PELE Pennsylvania Electric	PELE - TL 230KV	GLADE to FOREST	35610 - Overhd Conductr, Devices	Wire Fully Dressed	\$112,457.66	\$85,080.23	\$27,377.43
PELE Pennsylvania Electric	PELE - TL 230KV	GLADE to FOREST	35610 - Overhd Conductr, Devices	Wire Fully Dressed	\$217,412.11	\$180,555.51	\$36,856.60
		GLADE to FOREST Total			\$753,420.83	\$490,835.51	\$262,585.32
PELE Pennsylvania Electric	PELE - TL 115KV	GLORY to EAST PIKE	35610 - Overhd Conductr, Devices	Insulator - transmission	\$126.83	\$13.90	\$112.93
PELE Pennsylvania Electric	PELE - TL 115KV	GLORY to EAST PIKE	35610 - Overhd Conductr, Devices	Insulator - transmission	\$1,246.48	\$943.03	\$303.45
PELE Pennsylvania Electric	PELE - TL 115KV	GLORY to EAST PIKE	35610 - Overhd Conductr, Devices	Insulator - transmission	\$39,325.56	\$32,894.67	\$6,430.89
PELE Pennsylvania Electric	PELE - TL 115KV	GLORY to EAST PIKE	35610 - Overhd Conductr, Devices	Non-Unitized	\$6,668.33	\$43.16	\$6,625.17
PELE Pennsylvania Electric	PELE - TL 115KV	GLORY to EAST PIKE	35610 - Overhd Conductr, Devices	Wire Fully Dressed	\$5,563.76	\$4,209.28	\$1,354.48
PELE Pennsylvania Electric	PELE - TL 115KV	GLORY to EAST PIKE	35610 - Overhd Conductr, Devices	Wire Fully Dressed	\$104,850.17	\$87,704.07	\$17,146.10
		GLORY to EAST PIKE Total			\$157,781.13	\$125,808.11	\$31,973.02
PELE Pennsylvania Electric	PELE - TL 115KV	GLORY to GARMAN	35610 - Overhd Conductr, Devices	Insulator - transmission	\$4,157.59	\$3,265.41	\$892.18
PELE Pennsylvania Electric	PELE - TL 115KV	GLORY to GARMAN	35610 - Overhd Conductr, Devices	Insulator - transmission	\$20,376.88	\$2,913.10	\$17,463.78
PELE Pennsylvania Electric	PELE - TL 115KV	GLORY to GARMAN	35610 - Overhd Conductr, Devices	Insulator - transmission	\$41,771.70	\$17,572.10	\$24,199.60
PELE Pennsylvania Electric	PELE - TL 115KV	GLORY to GARMAN	35610 - Overhd Conductr, Devices	Wire Fully Dressed	\$4,157.59	\$3,265.41	\$892.18
PELE Pennsylvania Electric	PELE - TL 115KV	GLORY to GARMAN	35610 - Overhd Conductr, Devices	Wire Fully Dressed	\$182,271.48	\$26,057.70	\$156,213.78
PELE Pennsylvania Electric	PELE - TL 115KV	GLORY to GARMAN	35610 - Overhd Conductr, Devices	Wire Fully Dressed	\$416,983.65	\$175,412.47	\$241,571.18
		GLORY to GARMAN Total			\$669,718.89	\$228,486.19	\$441,232.70
PELE Pennsylvania Electric	PELE - TL 115KV	GORE JUNCTION to FAIRVIEW EAST	35610 - Overhd Conductr, Devices	Insulator - transmission	\$7,672.00	\$5,955.62	\$1,716.38
PELE Pennsylvania Electric	PELE - TL 115KV	GORE JUNCTION to FAIRVIEW EAST	35610 - Overhd Conductr, Devices	Insulator - transmission	\$14,044.84	\$11,375.90	\$2,668.94
PELE Pennsylvania Electric	PELE - TL 115KV	GORE JUNCTION to FAIRVIEW EAST	35610 - Overhd Conductr, Devices	Non-Unitized	\$892.18	\$5.78	\$886.40
PELE Pennsylvania Electric	PELE - TL 115KV	GORE JUNCTION to FAIRVIEW EAST	35610 - Overhd Conductr, Devices	Wire Fully Dressed	\$192.31	\$34.16	\$158.15
PELE Pennsylvania Electric	PELE - TL 115KV	GORE JUNCTION to FAIRVIEW EAST	35610 - Overhd Conductr, Devices	Wire Fully Dressed	\$41,835.83	\$33,885.75	\$7,950.08
PELE Pennsylvania Electric	PELE - TL 115KV	GORE JUNCTION to FAIRVIEW EAST	35610 - Overhd Conductr, Devices	Wire Fully Dressed	\$50,737.15	\$39,386.22	\$11,350.93
		GORE JUNCTION to FAIRVIEW EAST Total			\$115,374.31	\$90,643.42	\$24,730.89
PELE Pennsylvania Electric	PELE - TL 115KV	GORE JUNCTION to ROLLING MEADOWS	35610 - Overhd Conductr, Devices	Insulator - transmission	\$1,772.41	\$59.58	\$1,712.83
PELE Pennsylvania Electric	PELE - TL 115KV	GORE JUNCTION to ROLLING MEADOWS	35610 - Overhd Conductr, Devices	Insulator - transmission	\$4,608.46	\$3,766.19	\$842.27

Company	Major Location	Asset Location	Utility Account	Asset Retirement Unit	Book Cost	Allocated Reserve	Net Book Value
PELE Pennsylvania Electric	PELE - TL 115KV	GORE JUNCTION to ROLLING MEADOWS	35610 - Overhd Conductr, Devices	Wire Fully Dressed	\$444.74	\$345.25	\$99.49
PELE Pennsylvania Electric	PELE - TL 115KV	GORE JUNCTION to ROLLING MEADOWS	35610 - Overhd Conductr, Devices	Wire Fully Dressed	\$10,009.82	\$8,180.38	\$1,829.44
		GORE JUNCTION to ROLLING MEADOWS Total			\$16,835.43	\$12,351.39	\$4,484.04
PELE Pennsylvania Electric	PELE - TL 115KV	GOUDEY-NYSEG to TIFFANY to LENOX	35610 - Overhd Conductr, Devices	Insulator - transmission	\$66.70	\$57.41	\$9.29
PELE Pennsylvania Electric	PELE - TL 115KV	GOUDEY-NYSEG to TIFFANY to LENOX	35610 - Overhd Conductr, Devices	Insulator - transmission	\$69.83	\$56.56	\$13.27
PELE Pennsylvania Electric	PELE - TL 115KV	GOUDEY-NYSEG to TIFFANY to LENOX	35610 - Overhd Conductr, Devices	Insulator - transmission	\$88.43	\$73.44	\$14.99
PELE Pennsylvania Electric	PELE - TL 115KV	GOUDEY-NYSEG to TIFFANY to LENOX	35610 - Overhd Conductr, Devices	Insulator - transmission	\$169.68	\$145.35	\$24.33
PELE Pennsylvania Electric	PELE - TL 115KV	GOUDEY-NYSEG to TIFFANY to LENOX	35610 - Overhd Conductr, Devices	Insulator - transmission	\$199.26	\$166.67	\$32.59
PELE Pennsylvania Electric	PELE - TL 115KV	GOUDEY-NYSEG to TIFFANY to LENOX	35610 - Overhd Conductr, Devices	Insulator - transmission	\$800.75	\$678.46	\$122.29
PELE Pennsylvania Electric	PELE - TL 115KV	GOUDEY-NYSEG to TIFFANY to LENOX	35610 - Overhd Conductr, Devices	Insulator - transmission	\$805.95	\$339.04	\$466.91
PELE Pennsylvania Electric	PELE - TL 115KV	GOUDEY-NYSEG to TIFFANY to LENOX	35610 - Overhd Conductr, Devices	Insulator - transmission	\$3,203.98	\$1,861.18	\$1,342.80
PELE Pennsylvania Electric	PELE - TL 115KV	GOUDEY-NYSEG to TIFFANY to LENOX	35610 - Overhd Conductr, Devices	Insulator - transmission	\$6,873.20	\$6,096.16	\$777.04
PELE Pennsylvania Electric	PELE - TL 115KV	GOUDEY-NYSEG to TIFFANY to LENOX	35610 - Overhd Conductr, Devices	Insulator - transmission	\$34,526.91	\$27,698.97	\$6,827.94
PELE Pennsylvania Electric	PELE - TL 115KV	GOUDEY-NYSEG to TIFFANY to LENOX	35610 - Overhd Conductr, Devices	Non-Unitized	\$261,072.41	\$1,689.52	\$259,382.89
PELE Pennsylvania Electric	PELE - TL 115KV	GOUDEY-NYSEG to TIFFANY to LENOX	35610 - Overhd Conductr, Devices	Wire Fully Dressed	\$66.71	\$57.42	\$9.29
PELE Pennsylvania Electric	PELE - TL 115KV	GOUDEY-NYSEG to TIFFANY to LENOX	35610 - Overhd Conductr, Devices	Wire Fully Dressed	\$69.83	\$56.56	\$13.27
PELE Pennsylvania Electric	PELE - TL 115KV	GOUDEY-NYSEG to TIFFANY to LENOX	35610 - Overhd Conductr, Devices	Wire Fully Dressed	\$88.43	\$73.44	\$14.99
PELE Pennsylvania Electric	PELE - TL 115KV	GOUDEY-NYSEG to TIFFANY to LENOX	35610 - Overhd Conductr, Devices	Wire Fully Dressed	\$131.55	\$110.77	\$20.78
PELE Pennsylvania Electric	PELE - TL 115KV	GOUDEY-NYSEG to TIFFANY to LENOX	35610 - Overhd Conductr, Devices	Wire Fully Dressed	\$163.62	\$141.46	\$22.16
PELE Pennsylvania Electric	PELE - TL 115KV	GOUDEY-NYSEG to TIFFANY to LENOX	35610 - Overhd Conductr, Devices	Wire Fully Dressed	\$169.69	\$145.36	\$24.33
PELE Pennsylvania Electric	PELE - TL 115KV	GOUDEY-NYSEG to TIFFANY to LENOX	35610 - Overhd Conductr, Devices	Wire Fully Dressed	\$195.70	\$163.70	\$32.00
PELE Pennsylvania Electric	PELE - TL 115KV	GOUDEY-NYSEG to TIFFANY to LENOX	35610 - Overhd Conductr, Devices	Wire Fully Dressed	\$393.68	\$345.24	\$48.44
PELE Pennsylvania Electric	PELE - TL 115KV	GOUDEY-NYSEG to TIFFANY to LENOX	35610 - Overhd Conductr, Devices	Wire Fully Dressed	\$800.76	\$678.47	\$122.29
PELE Pennsylvania Electric	PELE - TL 115KV	GOUDEY-NYSEG to TIFFANY to LENOX	35610 - Overhd Conductr, Devices	Wire Fully Dressed	\$805.96	\$339.05	\$466.91
PELE Pennsylvania Electric	PELE - TL 115KV	GOUDEY-NYSEG to TIFFANY to LENOX	35610 - Overhd Conductr, Devices	Wire Fully Dressed	\$17,964.04	\$10,435.23	\$7,528.81
PELE Pennsylvania Electric	PELE - TL 115KV	GOUDEY-NYSEG to TIFFANY to LENOX	35610 - Overhd Conductr, Devices	Wire Fully Dressed	\$63,804.73	\$51,186.89	\$12,617.84
PELE Pennsylvania Electric	PELE - TL 115KV	GOUDEY-NYSEG to TIFFANY to LENOX	35610 - Overhd Conductr, Devices	Wire Fully Dressed	\$84,534.76	\$74,977.76	\$9,557.00
		GOUDEY-NYSEG to TIFFANY to LENOX Total			\$477,066.56	\$177,574.12	\$299,492.44
PELE Pennsylvania Electric	PELE - TL 115KV	GRANDVIEW to TITUSVILLE	35610 - Overhd Conductr, Devices	Insulator - transmission	\$142.20	\$123.45	\$18.75
PELE Pennsylvania Electric	PELE - TL 115KV	GRANDVIEW to TITUSVILLE	35610 - Overhd Conductr, Devices	Insulator - transmission	\$573.50	\$407.84	\$165.66
PELE Pennsylvania Electric	PELE - TL 115KV	GRANDVIEW to TITUSVILLE	35610 - Overhd Conductr, Devices	Insulator - transmission	\$863.17	\$692.47	\$170.70
PELE Pennsylvania Electric	PELE - TL 115KV	GRANDVIEW to TITUSVILLE	35610 - Overhd Conductr, Devices	Insulator - transmission	\$906.61	\$398.36	\$508.25
PELE Pennsylvania Electric	PELE - TL 115KV	GRANDVIEW to TITUSVILLE	35610 - Overhd Conductr, Devices	Insulator - transmission	\$1,331.51	\$1,140.58	\$190.93
PELE Pennsylvania Electric	PELE - TL 115KV	GRANDVIEW to TITUSVILLE	35610 - Overhd Conductr, Devices	Insulator - transmission	\$4,453.54	\$416.75	\$4,036.79
PELE Pennsylvania Electric	PELE - TL 115KV	GRANDVIEW to TITUSVILLE	35610 - Overhd Conductr, Devices	Insulator - transmission	\$14,910.94	\$12,705.98	\$2,204.96
PELE Pennsylvania Electric	PELE - TL 115KV	GRANDVIEW to TITUSVILLE	35610 - Overhd Conductr, Devices	Insulator - transmission	\$22,755.57	\$16,974.62	\$5,780.95
PELE Pennsylvania Electric	PELE - TL 115KV	GRANDVIEW to TITUSVILLE	35610 - Overhd Conductr, Devices	Non-Unitized	\$22,018.69	\$142.49	\$21,876.20
PELE Pennsylvania Electric	PELE - TL 115KV	GRANDVIEW to TITUSVILLE	35610 - Overhd Conductr, Devices	Wire Fully Dressed	\$142.20	\$123.45	\$18.75
PELE Pennsylvania Electric	PELE - TL 115KV	GRANDVIEW to TITUSVILLE	35610 - Overhd Conductr, Devices	Wire Fully Dressed	\$456.26	\$241.82	\$214.44
PELE Pennsylvania Electric	PELE - TL 115KV	GRANDVIEW to TITUSVILLE	35610 - Overhd Conductr, Devices	Wire Fully Dressed	\$678.02	\$543.94	\$134.08
PELE Pennsylvania Electric	PELE - TL 115KV	GRANDVIEW to TITUSVILLE	35610 - Overhd Conductr, Devices	Wire Fully Dressed	\$732.86	\$362.40	\$370.46
PELE Pennsylvania Electric	PELE - TL 115KV	GRANDVIEW to TITUSVILLE	35610 - Overhd Conductr, Devices	Wire Fully Dressed	\$906.62	\$398.37	\$508.25
PELE Pennsylvania Electric	PELE - TL 115KV	GRANDVIEW to TITUSVILLE	35610 - Overhd Conductr, Devices	Wire Fully Dressed	\$1,331.51	\$1,140.58	\$190.93
PELE Pennsylvania Electric	PELE - TL 115KV	GRANDVIEW to TITUSVILLE	35610 - Overhd Conductr, Devices	Wire Fully Dressed	\$3,273.51	\$2,327.93	\$945.58
PELE Pennsylvania Electric	PELE - TL 115KV	GRANDVIEW to TITUSVILLE	35610 - Overhd Conductr, Devices	Wire Fully Dressed	\$4,038.79	\$3,582.18	\$456.61
PELE Pennsylvania Electric	PELE - TL 115KV	GRANDVIEW to TITUSVILLE	35610 - Overhd Conductr, Devices	Wire Fully Dressed	\$44,153.37	\$11,877.30	\$32,276.07
PELE Pennsylvania Electric	PELE - TL 115KV	GRANDVIEW to TITUSVILLE	35610 - Overhd Conductr, Devices	Wire Fully Dressed	\$51,477.85	\$43,865.54	\$7,612.31
PELE Pennsylvania Electric	PELE - TL 115KV	GRANDVIEW to TITUSVILLE	35610 - Overhd Conductr, Devices	Wire Fully Dressed	\$60,919.71	\$45,443.33	\$15,476.38
		GRANDVIEW to TITUSVILLE Total			\$236,066.43	\$142,909.38	\$93,157.05
PELE Pennsylvania Electric	PELE - Dist Subs	GREENWOOD SUB	35610 - Overhd Conductr, Devices	Non-Unitized	\$4,700.77	\$93.05	\$4,607.72
		GREENWOOD SUB Total			\$4,700.77	\$93.05	\$4,607.72
PELE Pennsylvania Electric	PELE - TL 115KV	GRENN GARDEN to ESG LINE	35610 - Overhd Conductr, Devices	Wire Fully Dressed	\$1,553,222.45	\$360,065.88	\$1,193,156.57
		GRENN GARDEN to ESG LINE Total			\$1,553,222.45	\$360,065.88	\$1,193,156.57
PELE Pennsylvania Electric	PELE - TL 115KV	HILLCLAY JUNCTION to RACHEL HILL	35610 - Overhd Conductr, Devices	Insulator - transmission	\$329.26	\$269.08	\$60.18

Company	Major Location	Asset Location	Utility Account	Asset Retirement Unit	Book Cost	Allocated Reserve	Net Book Value
PELE Pennsylvania Electric	PELE - TL 115KV	HILLCLAY JUNCTION to RACHEL HILL	35610 - Overhd Conductr, Devices	Insulator - transmission	\$464.38	\$376.13	\$88.25
PELE Pennsylvania Electric	PELE - TL 115KV	HILLCLAY JUNCTION to RACHEL HILL	35610 - Overhd Conductr, Devices	Insulator - transmission	\$553.02	\$439.13	\$113.89
PELE Pennsylvania Electric	PELE - TL 115KV	HILLCLAY JUNCTION to RACHEL HILL	35610 - Overhd Conductr, Devices	Insulator - transmission	\$592.27	\$260.24	\$332.03
PELE Pennsylvania Electric	PELE - TL 115KV	HILLCLAY JUNCTION to RACHEL HILL	35610 - Overhd Conductr, Devices	Insulator - transmission	\$684.69	\$469.33	\$215.36
PELE Pennsylvania Electric	PELE - TL 115KV	HILLCLAY JUNCTION to RACHEL HILL	35610 - Overhd Conductr, Devices	Insulator - transmission	\$921.77	\$265.31	\$656.46
PELE Pennsylvania Electric	PELE - TL 115KV	HILLCLAY JUNCTION to RACHEL HILL	35610 - Overhd Conductr, Devices	Insulator - transmission	\$1,784.87	\$1,512.28	\$272.59
PELE Pennsylvania Electric	PELE - TL 115KV	HILLCLAY JUNCTION to RACHEL HILL	35610 - Overhd Conductr, Devices	Insulator - transmission	\$4,014.48	\$2,854.87	\$1,159.61
PELE Pennsylvania Electric	PELE - TL 115KV	HILLCLAY JUNCTION to RACHEL HILL	35610 - Overhd Conductr, Devices	Insulator - transmission	\$15,712.67	\$6,313.46	\$9,399.21
PELE Pennsylvania Electric	PELE - TL 115KV	HILLCLAY JUNCTION to RACHEL HILL	35610 - Overhd Conductr, Devices	Wire Fully Dressed	\$329.27	\$269.09	\$60.18
PELE Pennsylvania Electric	PELE - TL 115KV	HILLCLAY JUNCTION to RACHEL HILL	35610 - Overhd Conductr, Devices	Wire Fully Dressed	\$464.38	\$376.13	\$88.25
PELE Pennsylvania Electric	PELE - TL 115KV	HILLCLAY JUNCTION to RACHEL HILL	35610 - Overhd Conductr, Devices	Wire Fully Dressed	\$592.27	\$260.24	\$332.03
PELE Pennsylvania Electric	PELE - TL 115KV	HILLCLAY JUNCTION to RACHEL HILL	35610 - Overhd Conductr, Devices	Wire Fully Dressed	\$712.12	\$565.47	\$146.65
PELE Pennsylvania Electric	PELE - TL 115KV	HILLCLAY JUNCTION to RACHEL HILL	35610 - Overhd Conductr, Devices	Wire Fully Dressed	\$921.77	\$265.31	\$656.46
PELE Pennsylvania Electric	PELE - TL 115KV	HILLCLAY JUNCTION to RACHEL HILL	35610 - Overhd Conductr, Devices	Wire Fully Dressed	\$1,573.87	\$720.78	\$853.09
PELE Pennsylvania Electric	PELE - TL 115KV	HILLCLAY JUNCTION to RACHEL HILL	35610 - Overhd Conductr, Devices	Wire Fully Dressed	\$6,212.16	\$4,258.18	\$1,953.98
PELE Pennsylvania Electric	PELE - TL 115KV	HILLCLAY JUNCTION to RACHEL HILL	35610 - Overhd Conductr, Devices	Wire Fully Dressed	\$11,368.29	\$9,632.09	\$1,736.20
PELE Pennsylvania Electric	PELE - TL 115KV	HILLCLAY JUNCTION to RACHEL HILL	35610 - Overhd Conductr, Devices	Wire Fully Dressed	\$26,866.09	\$19,105.62	\$7,760.47
PELE Pennsylvania Electric	PELE - TL 115KV	HILLCLAY JUNCTION to RACHEL HILL	35610 - Overhd Conductr, Devices	Wire Fully Dressed	\$130,069.54	\$49,797.37	\$80,272.17
PELE Pennsylvania Electric	PELE - TL 115KV	HILLCLAY JUNCTION to RACHEL HILL	35610 - Overhd Conductr, Devices	Wire Fully Dressed	\$132,055.75	\$53,060.95	\$78,994.80
PELE Pennsylvania Electric	PELE - TL 115KV	HILLCLAY JUNCTION to RACHEL HILL	35610 - Overhd Conductr, Devices	Wire Fully Dressed	\$336,222.92	\$151,071.07	\$185,151.85
HILLCLAY JUNCTION to RACHEL HILL Total							
PELE Pennsylvania Electric	PELE - TL 115KV	HILLTOP to HILLELAY JCT to CLAYSBURG	35610 - Overhd Conductr, Devices	Insulator - transmission	\$269.19	\$233.69	\$35.50
PELE Pennsylvania Electric	PELE - TL 115KV	HILLTOP to HILLELAY JCT to CLAYSBURG	35610 - Overhd Conductr, Devices	Insulator - transmission	\$1,260.13	\$506.33	\$753.80
PELE Pennsylvania Electric	PELE - TL 115KV	HILLTOP to HILLELAY JCT to CLAYSBURG	35610 - Overhd Conductr, Devices	Insulator - transmission	\$422,223.09	\$137,537.81	\$284,685.28
PELE Pennsylvania Electric	PELE - TL 115KV	HILLTOP to HILLELAY JCT to CLAYSBURG	35610 - Overhd Conductr, Devices	Wire Fully Dressed	\$0.03	\$0.02	\$0.01
PELE Pennsylvania Electric	PELE - TL 115KV	HILLTOP to HILLELAY JCT to CLAYSBURG	35610 - Overhd Conductr, Devices	Wire Fully Dressed	\$0.04	\$0.04	\$0.00
PELE Pennsylvania Electric	PELE - TL 115KV	HILLTOP to HILLELAY JCT to CLAYSBURG	35610 - Overhd Conductr, Devices	Wire Fully Dressed	\$1,260.13	\$506.33	\$753.80
PELE Pennsylvania Electric	PELE - TL 115KV	HILLTOP to HILLELAY JCT to CLAYSBURG	35610 - Overhd Conductr, Devices	Wire Fully Dressed	\$1,292.84	\$1,122.31	\$170.53
PELE Pennsylvania Electric	PELE - TL 115KV	HILLTOP to HILLELAY JCT to CLAYSBURG	35610 - Overhd Conductr, Devices	Wire Fully Dressed	\$2,049.40	\$628.65	\$1,420.75
PELE Pennsylvania Electric	PELE - TL 115KV	HILLTOP to HILLELAY JCT to CLAYSBURG	35610 - Overhd Conductr, Devices	Wire Fully Dressed	\$8,609.33	\$2,968.38	\$5,640.95
PELE Pennsylvania Electric	PELE - TL 115KV	HILLTOP to HILLELAY JCT to CLAYSBURG	35610 - Overhd Conductr, Devices	Wire Fully Dressed	\$2,466,179.43	\$803,349.97	\$1,662,829.46
HILLTOP to HILLELAY JCT to CLAYSBURG Total					\$2,903,143.61	\$946,853.52	\$1,956,290.09
PELE Pennsylvania Electric	PELE - TL 115KV	HILLTOP to REEDER STREET	35610 - Overhd Conductr, Devices	Insulator - transmission	\$8,479.57	\$6,582.52	\$1,897.05
PELE Pennsylvania Electric	PELE - TL 115KV	HILLTOP to REEDER STREET	35610 - Overhd Conductr, Devices	Wire Fully Dressed	\$414.63	\$304.69	\$109.94
PELE Pennsylvania Electric	PELE - TL 115KV	HILLTOP to REEDER STREET	35610 - Overhd Conductr, Devices	Wire Fully Dressed	\$6,949.31	\$3,310.27	\$3,639.04
PELE Pennsylvania Electric	PELE - TL 115KV	HILLTOP to REEDER STREET	35610 - Overhd Conductr, Devices	Wire Fully Dressed	\$32,888.45	\$25,530.63	\$7,357.82
HILLTOP to REEDER STREET Total					\$48,731.96	\$35,728.10	\$13,003.86
PELE Pennsylvania Electric	PELE - Dist Subs	HOLLIDAYSBURG SUB	35610 - Overhd Conductr, Devices	Non-Unitized	\$10,901.41	\$522.39	\$10,379.02
HOLLIDAYSBURG SUB Total					\$10,901.41	\$522.39	\$10,379.02
PELE Pennsylvania Electric	PELE - TL 230KV	HOMER CITY to HOOVERSVILLE	35610 - Overhd Conductr, Devices	Grounding (Towers & Static Wire)	\$2,280.33	\$109.27	\$2,171.06
PELE Pennsylvania Electric	PELE - TL 230KV	HOMER CITY to HOOVERSVILLE	35610 - Overhd Conductr, Devices	Insulator - transmission	\$18,633.22	\$892.89	\$17,740.33
PELE Pennsylvania Electric	PELE - TL 230KV	HOMER CITY to HOOVERSVILLE	35610 - Overhd Conductr, Devices	Insulator - transmission	\$616,912.20	\$414,492.57	\$202,419.63
PELE Pennsylvania Electric	PELE - TL 230KV	HOMER CITY to HOOVERSVILLE	35610 - Overhd Conductr, Devices	Wire Fully Dressed	\$5,747.57	\$5,096.71	\$650.86
PELE Pennsylvania Electric	PELE - TL 230KV	HOMER CITY to HOOVERSVILLE	35610 - Overhd Conductr, Devices	Wire Fully Dressed	\$22,968.04	\$11,357.62	\$11,610.42
PELE Pennsylvania Electric	PELE - TL 230KV	HOMER CITY to HOOVERSVILLE	35610 - Overhd Conductr, Devices	Wire Fully Dressed	\$113,071.52	\$5,418.27	\$107,653.25
PELE Pennsylvania Electric	PELE - TL 230KV	HOMER CITY to HOOVERSVILLE	35610 - Overhd Conductr, Devices	Wire Fully Dressed	\$1,443,298.69	\$969,727.25	\$473,571.44
HOMER CITY to HOOVERSVILLE Total					\$2,228,008.28	\$1,407,745.44	\$820,262.84
PELE Pennsylvania Electric	PELE - TL 230KV	HOMER CITY to JOHNSTOWN	35610 - Overhd Conductr, Devices	Insulator - transmission	\$1,094.36	\$598.96	\$495.40
PELE Pennsylvania Electric	PELE - TL 230KV	HOMER CITY to JOHNSTOWN	35610 - Overhd Conductr, Devices	Insulator - transmission	\$2,855.48	\$179.02	\$2,676.46
PELE Pennsylvania Electric	PELE - TL 230KV	HOMER CITY to JOHNSTOWN	35610 - Overhd Conductr, Devices	Insulator - transmission	\$88,061.33	\$68,360.21	\$19,701.12
PELE Pennsylvania Electric	PELE - TL 230KV	HOMER CITY to JOHNSTOWN	35610 - Overhd Conductr, Devices	Insulator - transmission	\$155,564.66	\$114,316.03	\$41,248.63
PELE Pennsylvania Electric	PELE - TL 230KV	HOMER CITY to JOHNSTOWN	35610 - Overhd Conductr, Devices	Wire Fully Dressed	\$1,094.36	\$598.96	\$495.40
PELE Pennsylvania Electric	PELE - TL 230KV	HOMER CITY to JOHNSTOWN	35610 - Overhd Conductr, Devices	Wire Fully Dressed	\$140,780.18	\$109,284.78	\$31,495.40
PELE Pennsylvania Electric	PELE - TL 230KV	HOMER CITY to JOHNSTOWN	35610 - Overhd Conductr, Devices	Wire Fully Dressed	\$309,141.89	\$227,171.61	\$81,970.28
HOMER CITY to JOHNSTOWN Total					\$698,592.26	\$520,509.56	\$178,082.70

Company	Major Location	Asset Location	Utility Account	Asset Retirement Unit	Book Cost	Allocated Reserve	Net Book Value
PELE Pennsylvania Electric	PELE - TL 230KV	HOMER CITY to SEWARD	35610 - Overhd Conductr, Devices	Grounding (Towers & Static Wire)	\$1,753.93	\$58.96	\$1,694.97
PELE Pennsylvania Electric	PELE - TL 230KV	HOMER CITY to SEWARD	35610 - Overhd Conductr, Devices	Insulator - transmission	\$2,110.11	\$1,005.14	\$1,104.97
PELE Pennsylvania Electric	PELE - TL 230KV	HOMER CITY to SEWARD	35610 - Overhd Conductr, Devices	Insulator - transmission	\$5,114.26	\$171.91	\$4,942.35
PELE Pennsylvania Electric	PELE - TL 230KV	HOMER CITY to SEWARD	35610 - Overhd Conductr, Devices	Insulator - transmission	\$15,580.39	\$11,580.11	\$3,726.28
PELE Pennsylvania Electric	PELE - TL 230KV	HOMER CITY to SEWARD	35610 - Overhd Conductr, Devices	Insulator - transmission	\$26,072.28	\$2,858.90	\$23,213.38
PELE Pennsylvania Electric	PELE - TL 230KV	HOMER CITY to SEWARD	35610 - Overhd Conductr, Devices	Insulator - transmission	\$29,595.23	\$21,747.93	\$7,847.30
PELE Pennsylvania Electric	PELE - TL 230KV	HOMER CITY to SEWARD	35610 - Overhd Conductr, Devices	Insulator - transmission	\$63,360.67	\$49,185.59	\$14,175.08
PELE Pennsylvania Electric	PELE - TL 230KV	HOMER CITY to SEWARD	35610 - Overhd Conductr, Devices	Insulator - transmission	\$215,384.08	\$27,164.62	\$188,219.46
PELE Pennsylvania Electric	PELE - TL 230KV	HOMER CITY to SEWARD	35610 - Overhd Conductr, Devices	Insulator - transmission	\$307,266.06	\$43,927.05	\$263,339.01
PELE Pennsylvania Electric	PELE - TL 230KV	HOMER CITY to SEWARD	35610 - Overhd Conductr, Devices	Non-Unitized	(\$3.59)	(\$0.17)	(\$3.42)
PELE Pennsylvania Electric	PELE - TL 230KV	HOMER CITY to SEWARD	35610 - Overhd Conductr, Devices	Non-Unitized	(\$0.05)	\$0.00	(\$0.05)
PELE Pennsylvania Electric	PELE - TL 230KV	HOMER CITY to SEWARD	35610 - Overhd Conductr, Devices	Non-Unitized	\$8,104.89	\$52.45	\$8,052.44
PELE Pennsylvania Electric	PELE - TL 230KV	HOMER CITY to SEWARD	35610 - Overhd Conductr, Devices	Wire Fully Dressed	\$2,110.11	\$1,005.14	\$1,104.97
PELE Pennsylvania Electric	PELE - TL 230KV	HOMER CITY to SEWARD	35610 - Overhd Conductr, Devices	Wire Fully Dressed	\$3,941.45	\$1,658.05	\$2,283.40
PELE Pennsylvania Electric	PELE - TL 230KV	HOMER CITY to SEWARD	35610 - Overhd Conductr, Devices	Wire Fully Dressed	\$49,483.12	\$37,436.62	\$12,046.50
PELE Pennsylvania Electric	PELE - TL 230KV	HOMER CITY to SEWARD	35610 - Overhd Conductr, Devices	Wire Fully Dressed	\$63,360.68	\$49,185.60	\$14,175.08
PELE Pennsylvania Electric	PELE - TL 230KV	HOMER CITY to SEWARD	35610 - Overhd Conductr, Devices	Wire Fully Dressed	\$83,795.55	\$61,576.81	\$22,218.74
HOMER CITY to SEWARD Total					\$876,755.17	\$308,614.69	\$568,140.48
PELE Pennsylvania Electric	PELE - TL 345KV	HOMER CITY to WAYNE	35610 - Overhd Conductr, Devices	Grounding (Towers & Static Wire)	\$445,429.67	\$21,344.56	\$424,085.11
PELE Pennsylvania Electric	PELE - TL 345KV	HOMER CITY to WAYNE	35610 - Overhd Conductr, Devices	Insulator - transmission	\$73.07	\$41.23	\$31.84
PELE Pennsylvania Electric	PELE - TL 345KV	HOMER CITY to WAYNE	35610 - Overhd Conductr, Devices	Insulator - transmission	\$239.34	\$15.01	\$224.33
PELE Pennsylvania Electric	PELE - TL 345KV	HOMER CITY to WAYNE	35610 - Overhd Conductr, Devices	Insulator - transmission	\$15,315.02	\$3,833.71	\$11,481.31
PELE Pennsylvania Electric	PELE - TL 345KV	HOMER CITY to WAYNE	35610 - Overhd Conductr, Devices	Insulator - transmission	\$89,481.38	\$579.07	\$88,902.31
PELE Pennsylvania Electric	PELE - TL 345KV	HOMER CITY to WAYNE	35610 - Overhd Conductr, Devices	Insulator - transmission	\$393,924.16	\$36,862.48	\$357,061.68
PELE Pennsylvania Electric	PELE - TL 345KV	HOMER CITY to WAYNE	35610 - Overhd Conductr, Devices	Insulator - transmission	\$867,178.14	\$646,875.37	\$220,302.77
PELE Pennsylvania Electric	PELE - TL 345KV	HOMER CITY to WAYNE	35610 - Overhd Conductr, Devices	Insulator - transmission	\$2,717,274.81	\$130,209.16	\$2,587,065.65
PELE Pennsylvania Electric	PELE - TL 345KV	HOMER CITY to WAYNE	35610 - Overhd Conductr, Devices	Non-Unitized	\$38,145.24	\$1,282.24	\$36,863.00
PELE Pennsylvania Electric	PELE - TL 345KV	HOMER CITY to WAYNE	35610 - Overhd Conductr, Devices	Unspecified	\$1,031.18	\$49.41	\$981.77
PELE Pennsylvania Electric	PELE - TL 345KV	HOMER CITY to WAYNE	35610 - Overhd Conductr, Devices	Wire Fully Dressed	\$73.08	\$41.24	\$31.84
PELE Pennsylvania Electric	PELE - TL 345KV	HOMER CITY to WAYNE	35610 - Overhd Conductr, Devices	Wire Fully Dressed	\$194,924.95	\$48,794.35	\$146,130.60
PELE Pennsylvania Electric	PELE - TL 345KV	HOMER CITY to WAYNE	35610 - Overhd Conductr, Devices	Wire Fully Dressed	\$4,159,768.73	\$3,102,997.85	\$1,056,770.88
HOMER CITY to WAYNE Total					\$8,922,858.77	\$3,992,925.68	\$4,929,933.09
PELE Pennsylvania Electric	PELE - TL 115KV	HOOVERSVILLE to CENTRAL CITY WEST	35610 - Overhd Conductr, Devices	Insulator - transmission	\$4,356.97	\$273.15	\$4,083.82
PELE Pennsylvania Electric	PELE - TL 115KV	HOOVERSVILLE to CENTRAL CITY WEST	35610 - Overhd Conductr, Devices	Insulator - transmission	\$14,220.40	\$8,716.37	\$5,504.03
PELE Pennsylvania Electric	PELE - TL 115KV	HOOVERSVILLE to CENTRAL CITY WEST	35610 - Overhd Conductr, Devices	Insulator - transmission	\$45,224.39	\$28,416.95	\$16,807.44
PELE Pennsylvania Electric	PELE - TL 115KV	HOOVERSVILLE to CENTRAL CITY WEST	35610 - Overhd Conductr, Devices	Non-Unitized	(\$0.01)	\$0.00	(\$0.01)
PELE Pennsylvania Electric	PELE - TL 115KV	HOOVERSVILLE to CENTRAL CITY WEST	35610 - Overhd Conductr, Devices	Wire Fully Dressed	(\$0.01)	\$0.00	(\$0.01)
PELE Pennsylvania Electric	PELE - TL 115KV	HOOVERSVILLE to CENTRAL CITY WEST	35610 - Overhd Conductr, Devices	Wire Fully Dressed	\$96,220.90	\$58,978.44	\$37,242.46
PELE Pennsylvania Electric	PELE - TL 115KV	HOOVERSVILLE to CENTRAL CITY WEST	35610 - Overhd Conductr, Devices	Wire Fully Dressed	\$225,789.45	\$141,875.80	\$83,913.65
HOOVERSVILLE to CENTRAL CITY WEST Total					\$385,812.09	\$238,260.71	\$147,551.38
PELE Pennsylvania Electric	PELE - TL 115KV	HOOVERSVILLE to RALPHTON	35610 - Overhd Conductr, Devices	Insulator - transmission	\$20,523.03	\$13,500.83	\$7,022.20
PELE Pennsylvania Electric	PELE - TL 115KV	HOOVERSVILLE to RALPHTON	35610 - Overhd Conductr, Devices	Insulator - transmission	\$36,867.71	\$23,165.99	\$13,701.72
PELE Pennsylvania Electric	PELE - TL 115KV	HOOVERSVILLE to RALPHTON	35610 - Overhd Conductr, Devices	Wire Fully Dressed	\$107,151.12	\$70,488.11	\$36,663.01
PELE Pennsylvania Electric	PELE - TL 115KV	HOOVERSVILLE to RALPHTON	35610 - Overhd Conductr, Devices	Wire Fully Dressed	\$206,789.98	\$129,937.40	\$76,852.58
HOOVERSVILLE to RALPHTON Total					\$371,331.84	\$237,092.34	\$134,239.50
PELE Pennsylvania Electric	PELE - TL 115KV	HOOVERSVILLE to SOMERSET	35610 - Overhd Conductr, Devices	Insulator - transmission	\$10.87	\$8.80	\$2.07
PELE Pennsylvania Electric	PELE - TL 115KV	HOOVERSVILLE to SOMERSET	35610 - Overhd Conductr, Devices	Insulator - transmission	\$60.30	\$50.07	\$10.23
PELE Pennsylvania Electric	PELE - TL 115KV	HOOVERSVILLE to SOMERSET	35610 - Overhd Conductr, Devices	Insulator - transmission	\$458.16	\$383.24	\$74.92
PELE Pennsylvania Electric	PELE - TL 115KV	HOOVERSVILLE to SOMERSET	35610 - Overhd Conductr, Devices	Insulator - transmission	\$683.36	\$530.48	\$152.88
PELE Pennsylvania Electric	PELE - TL 115KV	HOOVERSVILLE to SOMERSET	35610 - Overhd Conductr, Devices	Insulator - transmission	\$802.47	\$675.73	\$126.74
PELE Pennsylvania Electric	PELE - TL 115KV	HOOVERSVILLE to SOMERSET	35610 - Overhd Conductr, Devices	Insulator - transmission	\$21,945.07	\$13,451.19	\$8,493.88
PELE Pennsylvania Electric	PELE - TL 115KV	HOOVERSVILLE to SOMERSET	35610 - Overhd Conductr, Devices	Insulator - transmission	\$47,966.07	\$34,691.26	\$13,274.81
PELE Pennsylvania Electric	PELE - TL 115KV	HOOVERSVILLE to SOMERSET	35610 - Overhd Conductr, Devices	Wire Fully Dressed	\$10.88	\$8.81	\$2.07
PELE Pennsylvania Electric	PELE - TL 115KV	HOOVERSVILLE to SOMERSET	35610 - Overhd Conductr, Devices	Wire Fully Dressed	\$19.41	\$16.70	\$2.71

Company	Major Location	Asset Location	Utility Account	Asset Retirement Unit	Book Cost	Allocated Reserve	Net Book Value
PELE Pennsylvania Electric	PELE - TL 115KV	HOOVERSVILLE to SOMERSET	35610 - Overhd Conductr, Devices	Wire Fully Dressed	\$33.32	\$28.54	\$4.78
PELE Pennsylvania Electric	PELE - TL 115KV	HOOVERSVILLE to SOMERSET	35610 - Overhd Conductr, Devices	Wire Fully Dressed	\$60.30	\$50.07	\$10.23
PELE Pennsylvania Electric	PELE - TL 115KV	HOOVERSVILLE to SOMERSET	35610 - Overhd Conductr, Devices	Wire Fully Dressed	\$103.21	\$89.23	\$13.98
PELE Pennsylvania Electric	PELE - TL 115KV	HOOVERSVILLE to SOMERSET	35610 - Overhd Conductr, Devices	Wire Fully Dressed	\$175.34	\$140.67	\$34.67
PELE Pennsylvania Electric	PELE - TL 115KV	HOOVERSVILLE to SOMERSET	35610 - Overhd Conductr, Devices	Wire Fully Dressed	\$261.30	\$222.66	\$38.64
PELE Pennsylvania Electric	PELE - TL 115KV	HOOVERSVILLE to SOMERSET	35610 - Overhd Conductr, Devices	Wire Fully Dressed	\$467.33	\$390.91	\$76.42
PELE Pennsylvania Electric	PELE - TL 115KV	HOOVERSVILLE to SOMERSET	35610 - Overhd Conductr, Devices	Wire Fully Dressed	\$683.36	\$530.48	\$152.88
PELE Pennsylvania Electric	PELE - TL 115KV	HOOVERSVILLE to SOMERSET	35610 - Overhd Conductr, Devices	Wire Fully Dressed	\$812.90	\$684.52	\$128.38
PELE Pennsylvania Electric	PELE - TL 115KV	HOOVERSVILLE to SOMERSET	35610 - Overhd Conductr, Devices	Wire Fully Dressed	\$54,670.17	\$39,539.97	\$15,130.20
PELE Pennsylvania Electric	PELE - TL 115KV	HOOVERSVILLE to SOMERSET	35610 - Overhd Conductr, Devices	Wire Fully Dressed	\$61,674.17	\$37,803.07	\$23,871.10
PELE Pennsylvania Electric	PELE - TL 115KV	HOOVERSVILLE to SOMERSET	35610 - Overhd Conductr, Devices	Wire Fully Dressed	\$154,810.98	\$106,116.48	\$48,694.50
		HOOVERSVILLE to SOMERSET Total			\$345,708.97	\$235,412.89	\$110,296.08
PELE Pennsylvania Electric	PELE - TL 115KV	HT LINE TAP to PROSPECT	35610 - Overhd Conductr, Devices	Insulator - transmission	\$2,212.06	\$1,807.77	\$404.29
PELE Pennsylvania Electric	PELE - TL 115KV	HT LINE TAP to PROSPECT	35610 - Overhd Conductr, Devices	Wire Fully Dressed	\$3,060.04	\$1,674.81	\$1,385.23
PELE Pennsylvania Electric	PELE - TL 115KV	HT LINE TAP to PROSPECT	35610 - Overhd Conductr, Devices	Wire Fully Dressed	\$5,656.26	\$4,622.49	\$1,033.77
		HT LINE TAP to PROSPECT Total			\$10,928.36	\$8,105.08	\$2,823.28
PELE Pennsylvania Electric	PELE SUBTRANS SUBS	JACKSON ROAD TRANS SUB	35610 - Overhd Conductr, Devices	Insulator - transmission	\$284.40	\$9.56	\$274.84
PELE Pennsylvania Electric	PELE SUBTRANS SUBS	JACKSON ROAD TRANS SUB	35610 - Overhd Conductr, Devices	Non-Unitized	\$6,627.92	\$222.80	\$6,405.12
PELE Pennsylvania Electric	PELE SUBTRANS SUBS	JACKSON ROAD TRANS SUB	35610 - Overhd Conductr, Devices	Wire Fully Dressed	\$487.27	\$16.38	\$470.89
		JACKSON ROAD TRANS SUB Total			\$7,399.59	\$248.74	\$7,150.85
PELE Pennsylvania Electric	PELE - TL 230KV	JOHNSTOWN SUB to BETH STEEL ARC FURN	35610 - Overhd Conductr, Devices	Insulator - transmission	\$4,172.65	\$2,063.36	\$2,109.29
PELE Pennsylvania Electric	PELE - TL 230KV	JOHNSTOWN SUB to BETH STEEL ARC FURN	35610 - Overhd Conductr, Devices	Insulator - transmission	\$24,550.59	\$14,261.33	\$10,289.26
PELE Pennsylvania Electric	PELE - TL 230KV	JOHNSTOWN SUB to BETH STEEL ARC FURN	35610 - Overhd Conductr, Devices	Wire Fully Dressed	\$4,172.66	\$2,063.37	\$2,109.29
PELE Pennsylvania Electric	PELE - TL 230KV	JOHNSTOWN SUB to BETH STEEL ARC FURN	35610 - Overhd Conductr, Devices	Wire Fully Dressed	\$707,755.80	\$411,132.33	\$296,623.47
		JOHNSTOWN SUB to BETH STEEL ARC FURN Total			\$740,651.70	\$429,520.39	\$311,131.31
PELE Pennsylvania Electric	PELE - TL 230KV	JOHNSTOWN to ALTOONA	35610 - Overhd Conductr, Devices	Insulator - transmission	\$351.53	\$192.40	\$159.13
PELE Pennsylvania Electric	PELE - TL 230KV	JOHNSTOWN to ALTOONA	35610 - Overhd Conductr, Devices	Insulator - transmission	\$590.21	\$64.71	\$525.50
PELE Pennsylvania Electric	PELE - TL 230KV	JOHNSTOWN to ALTOONA	35610 - Overhd Conductr, Devices	Insulator - transmission	\$855.74	\$327.62	\$528.12
PELE Pennsylvania Electric	PELE - TL 230KV	JOHNSTOWN to ALTOONA	35610 - Overhd Conductr, Devices	Insulator - transmission	\$1,328.22	\$124.29	\$1,203.93
PELE Pennsylvania Electric	PELE - TL 230KV	JOHNSTOWN to ALTOONA	35610 - Overhd Conductr, Devices	Insulator - transmission	\$4,429.59	\$2,645.01	\$1,784.58
PELE Pennsylvania Electric	PELE - TL 230KV	JOHNSTOWN to ALTOONA	35610 - Overhd Conductr, Devices	Insulator - transmission	\$9,395.58	\$1,343.20	\$8,052.38
PELE Pennsylvania Electric	PELE - TL 230KV	JOHNSTOWN to ALTOONA	35610 - Overhd Conductr, Devices	Insulator - transmission	\$333,800.03	\$259,122.15	\$74,677.88
PELE Pennsylvania Electric	PELE - TL 230KV	JOHNSTOWN to ALTOONA	35610 - Overhd Conductr, Devices	Non-Unitized	(\$1.06)	(\$0.05)	(\$1.01)
PELE Pennsylvania Electric	PELE - TL 230KV	JOHNSTOWN to ALTOONA	35610 - Overhd Conductr, Devices	Non-Unitized	(\$0.01)	\$0.00	(\$0.01)
PELE Pennsylvania Electric	PELE - TL 230KV	JOHNSTOWN to ALTOONA	35610 - Overhd Conductr, Devices	Non-Unitized	\$23.86	\$0.48	\$23.38
PELE Pennsylvania Electric	PELE - TL 230KV	JOHNSTOWN to ALTOONA	35610 - Overhd Conductr, Devices	Wire Fully Dressed	\$17.71	\$1.94	\$15.77
PELE Pennsylvania Electric	PELE - TL 230KV	JOHNSTOWN to ALTOONA	35610 - Overhd Conductr, Devices	Wire Fully Dressed	\$351.53	\$192.40	\$159.13
PELE Pennsylvania Electric	PELE - TL 230KV	JOHNSTOWN to ALTOONA	35610 - Overhd Conductr, Devices	Wire Fully Dressed	\$855.75	\$327.63	\$528.12
PELE Pennsylvania Electric	PELE - TL 230KV	JOHNSTOWN to ALTOONA	35610 - Overhd Conductr, Devices	Wire Fully Dressed	\$963.98	\$719.09	\$244.89
PELE Pennsylvania Electric	PELE - TL 230KV	JOHNSTOWN to ALTOONA	35610 - Overhd Conductr, Devices	Wire Fully Dressed	\$1,120.58	\$160.20	\$960.38
PELE Pennsylvania Electric	PELE - TL 230KV	JOHNSTOWN to ALTOONA	35610 - Overhd Conductr, Devices	Wire Fully Dressed	\$1,126.66	\$105.43	\$1,021.23
PELE Pennsylvania Electric	PELE - TL 230KV	JOHNSTOWN to ALTOONA	35610 - Overhd Conductr, Devices	Wire Fully Dressed	\$4,429.59	\$2,645.01	\$1,784.58
PELE Pennsylvania Electric	PELE - TL 230KV	JOHNSTOWN to ALTOONA	35610 - Overhd Conductr, Devices	Wire Fully Dressed	\$40,415.97	\$13,165.37	\$27,250.60
PELE Pennsylvania Electric	PELE - TL 230KV	JOHNSTOWN to ALTOONA	35610 - Overhd Conductr, Devices	Wire Fully Dressed	\$213,399.59	\$65,459.42	\$147,940.17
PELE Pennsylvania Electric	PELE - TL 230KV	JOHNSTOWN to ALTOONA	35610 - Overhd Conductr, Devices	Wire Fully Dressed	\$391,434.92	\$303,862.93	\$87,571.99
		JOHNSTOWN to ALTOONA Total			\$1,004,889.97	\$650,459.23	\$354,430.74
PELE Pennsylvania Electric	PELE - TL 115KV	JOHNSTOWN to BON AIR	35610 - Overhd Conductr, Devices	Insulator - transmission	\$13,646.91	\$10,028.38	\$3,618.53
PELE Pennsylvania Electric	PELE - TL 115KV	JOHNSTOWN to BON AIR	35610 - Overhd Conductr, Devices	Wire Fully Dressed	\$284,209.49	\$208,850.13	\$75,359.36
		JOHNSTOWN to BON AIR Total			\$297,856.40	\$218,878.51	\$78,977.89
PELE Pennsylvania Electric	PELE - TL 115KV	JOHNSTOWN to CAMBRIA SLOPE	35610 - Overhd Conductr, Devices	Insulator - transmission	\$1,531.59	\$167.94	\$1,363.65
PELE Pennsylvania Electric	PELE - TL 115KV	JOHNSTOWN to CAMBRIA SLOPE	35610 - Overhd Conductr, Devices	Insulator - transmission	\$24,401.72	\$3,488.49	\$20,913.23
PELE Pennsylvania Electric	PELE - TL 115KV	JOHNSTOWN to CAMBRIA SLOPE	35610 - Overhd Conductr, Devices	Insulator - transmission	\$102,246.46	\$64,247.02	\$37,999.44
PELE Pennsylvania Electric	PELE - TL 115KV	JOHNSTOWN to CAMBRIA SLOPE	35610 - Overhd Conductr, Devices	Non-Unitized	(\$2.74)	(\$0.13)	(\$2.61)
PELE Pennsylvania Electric	PELE - TL 115KV	JOHNSTOWN to CAMBRIA SLOPE	35610 - Overhd Conductr, Devices	Non-Unitized	(\$0.05)	\$0.00	(\$0.05)

Company	Major Location	Asset Location	Utility Account	Asset Retirement Unit	Book Cost	Allocated Reserve	Net Book Value
PELE Pennsylvania Electric	PELE - TL 115KV	JOHNSTOWN to CAMBRIA SLOPE	35610 - Overhd Conductr, Devices	Wire Fully Dressed	\$187.60	\$20.57	\$167.03
PELE Pennsylvania Electric	PELE - TL 115KV	JOHNSTOWN to CAMBRIA SLOPE	35610 - Overhd Conductr, Devices	Wire Fully Dressed	\$2,988.92	\$427.30	\$2,561.62
PELE Pennsylvania Electric	PELE - TL 115KV	JOHNSTOWN to CAMBRIA SLOPE	35610 - Overhd Conductr, Devices	Wire Fully Dressed	\$510,336.75	\$320,672.36	\$189,664.39
		JOHNSTOWN to CAMBRIA SLOPE Total			\$641,690.25	\$389,023.55	\$252,666.70
PELE Pennsylvania Electric	PELE - TL 115KV	JOHNSTOWN to PROSPECT	35610 - Overhd Conductr, Devices	Insulator - transmission	\$63.05	\$48.94	\$14.11
PELE Pennsylvania Electric	PELE - TL 115KV	JOHNSTOWN to PROSPECT	35610 - Overhd Conductr, Devices	Insulator - transmission	\$772.47	\$567.65	\$204.82
PELE Pennsylvania Electric	PELE - TL 115KV	JOHNSTOWN to PROSPECT	35610 - Overhd Conductr, Devices	Insulator - transmission	\$16,104.75	\$13,044.36	\$3,060.39
PELE Pennsylvania Electric	PELE - TL 115KV	JOHNSTOWN to PROSPECT	35610 - Overhd Conductr, Devices	Wire Fully Dressed	\$63.06	\$48.95	\$14.11
PELE Pennsylvania Electric	PELE - TL 115KV	JOHNSTOWN to PROSPECT	35610 - Overhd Conductr, Devices	Wire Fully Dressed	\$3,135.79	\$2,304.32	\$831.47
PELE Pennsylvania Electric	PELE - TL 115KV	JOHNSTOWN to PROSPECT	35610 - Overhd Conductr, Devices	Wire Fully Dressed	\$5,895.40	\$3,226.66	\$2,668.74
PELE Pennsylvania Electric	PELE - TL 115KV	JOHNSTOWN to PROSPECT	35610 - Overhd Conductr, Devices	Wire Fully Dressed	\$68,575.19	\$55,543.83	\$13,031.36
		JOHNSTOWN to PROSPECT Total			\$94,609.71	\$74,784.71	\$19,825.00
PELE Pennsylvania Electric	PELE - TL 500KV	KEYSTONE to CONEMAUGH	35610 - Overhd Conductr, Devices	Insulator - transmission	\$27,221.97	\$20,870.13	\$6,351.84
PELE Pennsylvania Electric	PELE - TL 500KV	KEYSTONE to CONEMAUGH	35610 - Overhd Conductr, Devices	Insulator - transmission	\$56,951.21	\$5,329.36	\$51,621.85
PELE Pennsylvania Electric	PELE - TL 500KV	KEYSTONE to CONEMAUGH	35610 - Overhd Conductr, Devices	Insulator - transmission	\$107,401.06	\$11,776.82	\$95,624.24
PELE Pennsylvania Electric	PELE - TL 500KV	KEYSTONE to CONEMAUGH	35610 - Overhd Conductr, Devices	Insulator - transmission	\$130,520.18	\$97,362.11	\$33,158.07
PELE Pennsylvania Electric	PELE - TL 500KV	KEYSTONE to CONEMAUGH	35610 - Overhd Conductr, Devices	Wire Fully Dressed	\$5,817.04	\$2,770.92	\$3,046.12
PELE Pennsylvania Electric	PELE - TL 500KV	KEYSTONE to CONEMAUGH	35610 - Overhd Conductr, Devices	Wire Fully Dressed	\$8,564.05	\$5,113.79	\$3,450.26
PELE Pennsylvania Electric	PELE - TL 500KV	KEYSTONE to CONEMAUGH	35610 - Overhd Conductr, Devices	Wire Fully Dressed	\$283,033.34	\$216,991.70	\$66,041.64
PELE Pennsylvania Electric	PELE - TL 500KV	KEYSTONE to CONEMAUGH	35610 - Overhd Conductr, Devices	Wire Fully Dressed	\$1,546,628.09	\$1,153,714.05	\$392,914.04
		KEYSTONE to CONEMAUGH Total			\$2,166,136.94	\$1,513,928.87	\$652,208.07
PELE Pennsylvania Electric	PELE - TL 230KV	KEYSTONE to HOMER CITY	35610 - Overhd Conductr, Devices	Insulator - transmission	\$1,043.70	\$399.58	\$644.12
PELE Pennsylvania Electric	PELE - TL 230KV	KEYSTONE to HOMER CITY	35610 - Overhd Conductr, Devices	Insulator - transmission	\$2,366.32	\$1,738.88	\$627.44
PELE Pennsylvania Electric	PELE - TL 230KV	KEYSTONE to HOMER CITY	35610 - Overhd Conductr, Devices	Insulator - transmission	\$23,877.97	\$18,064.96	\$5,813.01
PELE Pennsylvania Electric	PELE - TL 230KV	KEYSTONE to HOMER CITY	35610 - Overhd Conductr, Devices	Insulator - transmission	\$145,182.19	\$112,701.97	\$32,480.22
PELE Pennsylvania Electric	PELE - TL 230KV	KEYSTONE to HOMER CITY	35610 - Overhd Conductr, Devices	Non-Unitized	\$1,184.62	\$7.67	\$1,176.95
PELE Pennsylvania Electric	PELE - TL 230KV	KEYSTONE to HOMER CITY	35610 - Overhd Conductr, Devices	Transmission Shunt Splice	\$81,316.18	\$526.24	\$80,789.94
PELE Pennsylvania Electric	PELE - TL 230KV	KEYSTONE to HOMER CITY	35610 - Overhd Conductr, Devices	Wire Fully Dressed	\$1,043.71	\$399.59	\$644.12
PELE Pennsylvania Electric	PELE - TL 230KV	KEYSTONE to HOMER CITY	35610 - Overhd Conductr, Devices	Wire Fully Dressed	\$2,366.33	\$1,738.89	\$627.44
PELE Pennsylvania Electric	PELE - TL 230KV	KEYSTONE to HOMER CITY	35610 - Overhd Conductr, Devices	Wire Fully Dressed	\$6,322.49	\$40.92	\$6,281.57
PELE Pennsylvania Electric	PELE - TL 230KV	KEYSTONE to HOMER CITY	35610 - Overhd Conductr, Devices	Wire Fully Dressed	\$74,052.35	\$56,024.56	\$18,027.79
PELE Pennsylvania Electric	PELE - TL 230KV	KEYSTONE to HOMER CITY	35610 - Overhd Conductr, Devices	Wire Fully Dressed	\$362,404.16	\$281,326.95	\$81,077.21
		KEYSTONE to HOMER CITY Total			\$701,160.02	\$472,970.21	\$228,189.81
PELE Pennsylvania Electric	PELE - TL 500KV	KEYSTONE to JUNIATA	35610 - Overhd Conductr, Devices	Insulator - transmission	\$553,035.87	\$423,993.12	\$129,042.75
PELE Pennsylvania Electric	PELE - TL 500KV	KEYSTONE to JUNIATA	35610 - Overhd Conductr, Devices	Wire Fully Dressed	\$35,146.87	\$20,986.99	\$14,159.88
PELE Pennsylvania Electric	PELE - TL 500KV	KEYSTONE to JUNIATA	35610 - Overhd Conductr, Devices	Wire Fully Dressed	\$5,391,492.57	\$4,133,467.43	\$1,258,025.14
		KEYSTONE to JUNIATA Total			\$5,979,675.31	\$4,578,447.54	\$1,401,227.77
PELE Pennsylvania Electric	PELE - TL 115KV	LEWIS RUN to FARMERS VALLEY	35610 - Overhd Conductr, Devices	Insulator - transmission	\$2,484.42	\$272.42	\$2,212.00
PELE Pennsylvania Electric	PELE - TL 115KV	LEWIS RUN to FARMERS VALLEY	35610 - Overhd Conductr, Devices	Insulator - transmission	\$4,623.09	\$1,243.61	\$3,379.48
PELE Pennsylvania Electric	PELE - TL 115KV	LEWIS RUN to FARMERS VALLEY	35610 - Overhd Conductr, Devices	Insulator - transmission	\$32,186.10	\$27,704.42	\$4,481.68
PELE Pennsylvania Electric	PELE - TL 115KV	LEWIS RUN to FARMERS VALLEY	35610 - Overhd Conductr, Devices	Insulator - transmission	\$37,911.22	\$2,953.95	\$34,957.27
PELE Pennsylvania Electric	PELE - TL 115KV	LEWIS RUN to FARMERS VALLEY	35610 - Overhd Conductr, Devices	Wire Fully Dressed	\$74,922.44	\$64,490.02	\$10,432.42
PELE Pennsylvania Electric	PELE - TL 115KV	LEWIS RUN to FARMERS VALLEY	35610 - Overhd Conductr, Devices	Wire Fully Dressed	\$100,870.70	\$27,134.32	\$73,736.38
		LEWIS RUN to FARMERS VALLEY Total			\$252,997.97	\$123,798.75	\$129,199.22
PELE Pennsylvania Electric	PELE - TL 230KV	LEWISTOWN to JUNIATA to MIDDLETOWN JCT	35610 - Overhd Conductr, Devices	Insulator - transmission	\$434.89	\$40.70	\$394.19
PELE Pennsylvania Electric	PELE - TL 230KV	LEWISTOWN to JUNIATA to MIDDLETOWN JCT	35610 - Overhd Conductr, Devices	Insulator - transmission	\$3,673.53	\$2,816.37	\$857.16
PELE Pennsylvania Electric	PELE - TL 230KV	LEWISTOWN to JUNIATA to MIDDLETOWN JCT	35610 - Overhd Conductr, Devices	Insulator - transmission	\$66,399.55	\$57,153.88	\$9,245.67
PELE Pennsylvania Electric	PELE - TL 230KV	LEWISTOWN to JUNIATA to MIDDLETOWN JCT	35610 - Overhd Conductr, Devices	Non-Unitized	(\$135.50)	(\$6.49)	(\$129.01)
PELE Pennsylvania Electric	PELE - TL 230KV	LEWISTOWN to JUNIATA to MIDDLETOWN JCT	35610 - Overhd Conductr, Devices	Non-Unitized	(\$5.99)	(\$0.47)	(\$5.52)
PELE Pennsylvania Electric	PELE - TL 230KV	LEWISTOWN to JUNIATA to MIDDLETOWN JCT	35610 - Overhd Conductr, Devices	Non-Unitized	\$5.98	\$0.56	\$5.42
PELE Pennsylvania Electric	PELE - TL 230KV	LEWISTOWN to JUNIATA to MIDDLETOWN JCT	35610 - Overhd Conductr, Devices	Wire Fully Dressed	\$10,894.43	\$8,352.38	\$2,542.05
PELE Pennsylvania Electric	PELE - TL 230KV	LEWISTOWN to JUNIATA to MIDDLETOWN JCT	35610 - Overhd Conductr, Devices	Wire Fully Dressed	\$301,855.84	\$259,824.58	\$42,031.26
		LEWISTOWN to JUNIATA to MIDDLETOWN JCT Total			\$383,122.73	\$328,181.50	\$54,941.23
PELE Pennsylvania Electric	PELE - TL 230KV	LEWISTOWN to YEAGERTOWN LY1	35610 - Overhd Conductr, Devices	Insulator - transmission	\$3,983.97	\$3,129.05	\$854.92

Company	Major Location	Asset Location	Utility Account	Asset Retirement Unit	Book Cost	Allocated Reserve	Net Book Value
PELE Pennsylvania Electric	PELE - TL 230KV	LEWISTOWN to YEAGERTOWN LY1	35610 - Overhd Conductr, Devices	Insulator - transmission	\$21,213.36	\$4,529.44	\$16,683.92
PELE Pennsylvania Electric	PELE - TL 230KV	LEWISTOWN to YEAGERTOWN LY1	35610 - Overhd Conductr, Devices	Insulator - transmission	\$24,382.56	\$2,281.66	\$22,100.90
PELE Pennsylvania Electric	PELE - TL 230KV	LEWISTOWN to YEAGERTOWN LY1	35610 - Overhd Conductr, Devices	Insulator - transmission	\$103,281.48	\$61,671.70	\$41,609.78
PELE Pennsylvania Electric	PELE - TL 230KV	LEWISTOWN to YEAGERTOWN LY1	35610 - Overhd Conductr, Devices	Wire Fully Dressed	\$10,557.83	\$8,195.82	\$2,362.01
PELE Pennsylvania Electric	PELE - TL 230KV	LEWISTOWN to YEAGERTOWN LY1	35610 - Overhd Conductr, Devices	Wire Fully Dressed	\$22,159.85	\$17,404.58	\$4,755.27
PELE Pennsylvania Electric	PELE - TL 230KV	LEWISTOWN to YEAGERTOWN LY1	35610 - Overhd Conductr, Devices	Wire Fully Dressed	\$95,771.63	\$20,449.00	\$75,322.63
PELE Pennsylvania Electric	PELE - TL 230KV	LEWISTOWN to YEAGERTOWN LY1	35610 - Overhd Conductr, Devices	Wire Fully Dressed	\$252,107.02	\$150,538.78	\$101,568.24
		LEWISTOWN to YEAGERTOWN LY1 Total			\$533,457.70	\$268,200.04	\$265,257.66
PELE Pennsylvania Electric	PELE - TL 230KV	LEWISTOWN to YEAGERTOWN LY2	35610 - Overhd Conductr, Devices	Insulator - transmission	\$5,251.60	\$3,135.85	\$2,115.75
PELE Pennsylvania Electric	PELE - TL 230KV	LEWISTOWN to YEAGERTOWN LY2	35610 - Overhd Conductr, Devices	Insulator - transmission	\$26,416.49	\$5,640.40	\$20,776.09
PELE Pennsylvania Electric	PELE - TL 230KV	LEWISTOWN to YEAGERTOWN LY2	35610 - Overhd Conductr, Devices	Insulator - transmission	\$34,717.48	\$27,267.47	\$7,450.01
PELE Pennsylvania Electric	PELE - TL 230KV	LEWISTOWN to YEAGERTOWN LY2	35610 - Overhd Conductr, Devices	Wire Fully Dressed	\$5,627.64	\$3,360.39	\$2,267.25
PELE Pennsylvania Electric	PELE - TL 230KV	LEWISTOWN to YEAGERTOWN LY2	35610 - Overhd Conductr, Devices	Wire Fully Dressed	\$26,416.49	\$5,640.40	\$20,776.09
PELE Pennsylvania Electric	PELE - TL 230KV	LEWISTOWN to YEAGERTOWN LY2	35610 - Overhd Conductr, Devices	Wire Fully Dressed	\$101,315.27	\$79,574.07	\$21,741.20
		LEWISTOWN to YEAGERTOWN LY2 Total			\$199,744.97	\$124,618.59	\$75,126.38
PELE Pennsylvania Electric	PELE - Trans Subs	LEWISTOWN TRANS SUB	35610 - Overhd Conductr, Devices	Grounding (Towers & Static Wire)	(\$200.70)	(\$6.75)	(\$193.95)
PELE Pennsylvania Electric	PELE - Trans Subs	LEWISTOWN TRANS SUB	35610 - Overhd Conductr, Devices	Insulator - transmission	(\$193.35)	(\$6.50)	(\$186.85)
PELE Pennsylvania Electric	PELE - Trans Subs	LEWISTOWN TRANS SUB	35610 - Overhd Conductr, Devices	Insulator - transmission	\$1,572.53	\$98.59	\$1,473.94
PELE Pennsylvania Electric	PELE - Trans Subs	LEWISTOWN TRANS SUB	35610 - Overhd Conductr, Devices	Non-Unitized	\$1,351.48	\$45.43	\$1,306.05
		LEWISTOWN TRANS SUB Total			\$2,529.96	\$130.77	\$2,399.19
PELE Pennsylvania Electric	PELE - TL 115KV	LUCERNE to EDGEWOOD to SHELOCTA	35610 - Overhd Conductr, Devices	Insulator - transmission	\$25,807.40	\$20,492.73	\$5,314.67
PELE Pennsylvania Electric	PELE - TL 115KV	LUCERNE to EDGEWOOD to SHELOCTA	35610 - Overhd Conductr, Devices	Wire Fully Dressed	\$93,359.55	\$74,133.48	\$19,226.07
		LUCERNE to EDGEWOOD to SHELOCTA Total			\$119,166.95	\$94,626.21	\$24,540.74
PELE Pennsylvania Electric	PELE - TL 115KV	MANSFIELD to SOUTH TROY to EAST TOWANDA	35610 - Overhd Conductr, Devices	Insulator - transmission	\$276.55	\$100.61	\$175.94
PELE Pennsylvania Electric	PELE - TL 115KV	MANSFIELD to SOUTH TROY to EAST TOWANDA	35610 - Overhd Conductr, Devices	Insulator - transmission	\$431.39	\$346.08	\$85.31
PELE Pennsylvania Electric	PELE - TL 115KV	MANSFIELD to SOUTH TROY to EAST TOWANDA	35610 - Overhd Conductr, Devices	Insulator - transmission	\$1,498.12	\$1,253.13	\$244.99
PELE Pennsylvania Electric	PELE - TL 115KV	MANSFIELD to SOUTH TROY to EAST TOWANDA	35610 - Overhd Conductr, Devices	Insulator - transmission	\$7,567.06	\$829.75	\$6,737.31
PELE Pennsylvania Electric	PELE - TL 115KV	MANSFIELD to SOUTH TROY to EAST TOWANDA	35610 - Overhd Conductr, Devices	Insulator - transmission	\$8,854.10	\$5,696.01	\$3,158.09
PELE Pennsylvania Electric	PELE - TL 115KV	MANSFIELD to SOUTH TROY to EAST TOWANDA	35610 - Overhd Conductr, Devices	Insulator - transmission	\$14,661.64	\$1,849.15	\$12,812.49
PELE Pennsylvania Electric	PELE - TL 115KV	MANSFIELD to SOUTH TROY to EAST TOWANDA	35610 - Overhd Conductr, Devices	Insulator - transmission	\$37,827.44	\$32,704.83	\$5,122.61
PELE Pennsylvania Electric	PELE - TL 115KV	MANSFIELD to SOUTH TROY to EAST TOWANDA	35610 - Overhd Conductr, Devices	Insulator - transmission	\$40,010.24	\$34,273.03	\$5,737.21
PELE Pennsylvania Electric	PELE - TL 115KV	MANSFIELD to SOUTH TROY to EAST TOWANDA	35610 - Overhd Conductr, Devices	Insulator - transmission	\$202,216.73	\$15,756.22	\$186,460.51
PELE Pennsylvania Electric	PELE - TL 115KV	MANSFIELD to SOUTH TROY to EAST TOWANDA	35610 - Overhd Conductr, Devices	Non-Unitized	(\$3,158.43)	(\$151.35)	(\$3,007.08)
PELE Pennsylvania Electric	PELE - TL 115KV	MANSFIELD to SOUTH TROY to EAST TOWANDA	35610 - Overhd Conductr, Devices	Non-Unitized	\$15,676.57	\$101.45	\$15,575.12
PELE Pennsylvania Electric	PELE - TL 115KV	MANSFIELD to SOUTH TROY to EAST TOWANDA	35610 - Overhd Conductr, Devices	Switch - Mass	\$16,808.67	\$1,572.92	\$15,235.75
PELE Pennsylvania Electric	PELE - TL 115KV	MANSFIELD to SOUTH TROY to EAST TOWANDA	35610 - Overhd Conductr, Devices	Wire Fully Dressed	\$14.53	\$1.13	\$13.40
PELE Pennsylvania Electric	PELE - TL 115KV	MANSFIELD to SOUTH TROY to EAST TOWANDA	35610 - Overhd Conductr, Devices	Wire Fully Dressed	\$276.55	\$100.61	\$175.94
PELE Pennsylvania Electric	PELE - TL 115KV	MANSFIELD to SOUTH TROY to EAST TOWANDA	35610 - Overhd Conductr, Devices	Wire Fully Dressed	\$439.41	\$352.51	\$86.90
PELE Pennsylvania Electric	PELE - TL 115KV	MANSFIELD to SOUTH TROY to EAST TOWANDA	35610 - Overhd Conductr, Devices	Wire Fully Dressed	\$1,561.64	\$1,306.26	\$255.38
PELE Pennsylvania Electric	PELE - TL 115KV	MANSFIELD to SOUTH TROY to EAST TOWANDA	35610 - Overhd Conductr, Devices	Wire Fully Dressed	\$2,604.82	\$1,636.75	\$968.07
PELE Pennsylvania Electric	PELE - TL 115KV	MANSFIELD to SOUTH TROY to EAST TOWANDA	35610 - Overhd Conductr, Devices	Wire Fully Dressed	\$11,916.77	\$1,306.70	\$10,610.07
PELE Pennsylvania Electric	PELE - TL 115KV	MANSFIELD to SOUTH TROY to EAST TOWANDA	35610 - Overhd Conductr, Devices	Wire Fully Dressed	\$19,452.30	\$4,153.42	\$15,298.88
PELE Pennsylvania Electric	PELE - TL 115KV	MANSFIELD to SOUTH TROY to EAST TOWANDA	35610 - Overhd Conductr, Devices	Wire Fully Dressed	\$25,352.37	\$16,309.66	\$9,042.71
PELE Pennsylvania Electric	PELE - TL 115KV	MANSFIELD to SOUTH TROY to EAST TOWANDA	35610 - Overhd Conductr, Devices	Wire Fully Dressed	\$83,866.80	\$71,840.84	\$12,025.96
PELE Pennsylvania Electric	PELE - TL 115KV	MANSFIELD to SOUTH TROY to EAST TOWANDA	35610 - Overhd Conductr, Devices	Wire Fully Dressed	\$84,648.19	\$73,185.08	\$11,463.11
PELE Pennsylvania Electric	PELE - TL 115KV	MANSFIELD to SOUTH TROY to EAST TOWANDA	35610 - Overhd Conductr, Devices	Wire Fully Dressed	\$109,015.39	\$13,749.21	\$95,266.18
		MANSFIELD to SOUTH TROY to EAST TOWANDA Total			\$681,818.85	\$278,274.01	\$403,544.84
PELE Pennsylvania Electric	PELE - TL 115KV	MANSFIELD to TOWER HILL	35610 - Overhd Conductr, Devices	Insulator - transmission	\$5,526.20	\$1,590.55	\$3,935.65
PELE Pennsylvania Electric	PELE - TL 115KV	MANSFIELD to TOWER HILL	35610 - Overhd Conductr, Devices	Insulator - transmission	\$167,432.09	\$51,359.08	\$116,073.01
PELE Pennsylvania Electric	PELE - TL 115KV	MANSFIELD to TOWER HILL	35610 - Overhd Conductr, Devices	Wire Fully Dressed	\$5,526.20	\$1,590.55	\$3,935.65
PELE Pennsylvania Electric	PELE - TL 115KV	MANSFIELD to TOWER HILL	35610 - Overhd Conductr, Devices	Wire Fully Dressed	\$675,678.91	\$207,261.63	\$468,417.28
		MANSFIELD to TOWER HILL Total			\$854,163.40	\$261,801.81	\$592,361.59
PELE Pennsylvania Electric	PELE - Dist Subs	MAPLETON SUB	35610 - Overhd Conductr, Devices	Wire Fully Dressed	\$1,204.95	\$346.81	\$858.14
		MAPLETON SUB Total			\$1,204.95	\$346.81	\$858.14

Company	Major Location	Asset Location	Utility Account	Asset Retirement Unit	Book Cost	Allocated Reserve	Net Book Value
PELE Pennsylvania Electric	PELE - Dist Subs	NANTY GLO SUB	35610 - Overhd Conductr, Devices	Insulator - transmission	\$37,911.22	\$2,953.95	\$34,957.27
		NANTY GLO SUB Total			\$37,911.22	\$2,953.95	\$34,957.27
PELE Pennsylvania Electric	PELE - Dist Subs	NICKTOWN SUB	35610 - Overhd Conductr, Devices	Non-Unitized	\$9,284.53	\$183.78	\$9,100.75
		NICKTOWN SUB Total			\$9,284.53	\$183.78	\$9,100.75
PELE Pennsylvania Electric	PELE - TL 115KV	NILES VALLEY to MANSVILLE	35610 - Overhd Conductr, Devices	Insulator - transmission	\$27,138.73	\$23,247.21	\$3,891.52
PELE Pennsylvania Electric	PELE - TL 115KV	NILES VALLEY to MANSVILLE	35610 - Overhd Conductr, Devices	Non-Unitized	\$182.64	\$1.18	\$181.46
PELE Pennsylvania Electric	PELE - TL 115KV	NILES VALLEY to MANSVILLE	35610 - Overhd Conductr, Devices	Wire Fully Dressed	\$109.24	\$88.48	\$20.76
PELE Pennsylvania Electric	PELE - TL 115KV	NILES VALLEY to MANSVILLE	35610 - Overhd Conductr, Devices	Wire Fully Dressed	\$74,182.88	\$63,545.53	\$10,637.35
		NILES VALLEY to MANSVILLE Total			\$101,613.49	\$86,882.40	\$14,731.09
PELE Pennsylvania Electric	PELE - TL 115KV	NILES VALLEY to OSCEOLA	35610 - Overhd Conductr, Devices	Insulator - transmission	\$930.47	\$797.04	\$133.43
PELE Pennsylvania Electric	PELE - TL 115KV	NILES VALLEY to OSCEOLA	35610 - Overhd Conductr, Devices	Insulator - transmission	\$115,343.27	\$67,002.41	\$48,340.86
PELE Pennsylvania Electric	PELE - TL 115KV	NILES VALLEY to OSCEOLA	35610 - Overhd Conductr, Devices	Wire Fully Dressed	\$3,071.59	\$2,631.14	\$440.45
PELE Pennsylvania Electric	PELE - TL 115KV	NILES VALLEY to OSCEOLA	35610 - Overhd Conductr, Devices	Wire Fully Dressed	\$3,616.59	\$2,040.78	\$1,575.81
PELE Pennsylvania Electric	PELE - TL 115KV	NILES VALLEY to OSCEOLA	35610 - Overhd Conductr, Devices	Wire Fully Dressed	\$557,957.91	\$324,115.37	\$233,842.54
		NILES VALLEY to OSCEOLA Total			\$680,919.83	\$396,586.74	\$284,333.09
PELE Pennsylvania Electric	PELE - TL 115KV	NORTH MESHOPPEN to LENOX	35610 - Overhd Conductr, Devices	Insulator - transmission	\$201.89	\$156.73	\$45.16
PELE Pennsylvania Electric	PELE - TL 115KV	NORTH MESHOPPEN to LENOX	35610 - Overhd Conductr, Devices	Insulator - transmission	\$11,391.60	\$1,249.12	\$10,142.48
PELE Pennsylvania Electric	PELE - TL 115KV	NORTH MESHOPPEN to LENOX	35610 - Overhd Conductr, Devices	Insulator - transmission	\$49,484.66	\$42,167.10	\$7,317.56
PELE Pennsylvania Electric	PELE - TL 115KV	NORTH MESHOPPEN to LENOX	35610 - Overhd Conductr, Devices	Non-Unitized	\$123.89	\$2.45	\$121.44
PELE Pennsylvania Electric	PELE - TL 115KV	NORTH MESHOPPEN to LENOX	35610 - Overhd Conductr, Devices	Non-Unitized	\$14,193.02	\$91.85	\$14,101.17
PELE Pennsylvania Electric	PELE - TL 115KV	NORTH MESHOPPEN to LENOX	35610 - Overhd Conductr, Devices	Wire Fully Dressed	\$69.86	\$54.86	\$15.00
PELE Pennsylvania Electric	PELE - TL 115KV	NORTH MESHOPPEN to LENOX	35610 - Overhd Conductr, Devices	Wire Fully Dressed	\$2,757.60	\$2,140.67	\$616.93
PELE Pennsylvania Electric	PELE - TL 115KV	NORTH MESHOPPEN to LENOX	35610 - Overhd Conductr, Devices	Wire Fully Dressed	\$67,000.23	\$57,092.54	\$9,907.69
		NORTH MESHOPPEN to LENOX Total			\$145,222.75	\$102,955.32	\$42,267.43
PELE Pennsylvania Electric	PELE - TL 115KV	NORTH MESHOPPEN to MEHOOPANY NO.1	35610 - Overhd Conductr, Devices	Insulator - transmission	\$22,410.30	\$17,396.66	\$5,013.64
PELE Pennsylvania Electric	PELE - TL 115KV	NORTH MESHOPPEN to MEHOOPANY NO.1	35610 - Overhd Conductr, Devices	Wire Fully Dressed	\$37,199.06	\$28,876.87	\$8,322.19
		NORTH MESHOPPEN to MEHOOPANY NO.1 Total			\$59,609.36	\$46,273.53	\$13,335.83
PELE Pennsylvania Electric	PELE - TL 115KV	NORTH MESHOPPEN to MEHOOPANY NO.2	35610 - Overhd Conductr, Devices	Insulator - transmission	\$23,015.99	\$17,866.85	\$5,149.14
PELE Pennsylvania Electric	PELE - TL 115KV	NORTH MESHOPPEN to MEHOOPANY NO.2	35610 - Overhd Conductr, Devices	Wire Fully Dressed	\$36,601.19	\$28,412.76	\$8,188.43
		NORTH MESHOPPEN to MEHOOPANY NO.2 Total			\$59,617.18	\$46,279.61	\$13,337.57
PELE Pennsylvania Electric	PELE - TL 115KV	Osterburg East - Bedford 115KV Line	35610 - Overhd Conductr, Devices	Grounding (Towers & Static Wire)	\$41,709.40	\$825.62	\$40,883.78
PELE Pennsylvania Electric	PELE - TL 115KV	Osterburg East - Bedford 115KV Line	35610 - Overhd Conductr, Devices	Insulator - transmission	\$776,569.20	\$15,371.99	\$761,197.21
PELE Pennsylvania Electric	PELE - TL 115KV	Osterburg East - Bedford 115KV Line	35610 - Overhd Conductr, Devices	Switch - Mass	\$415,696.73	\$8,228.61	\$407,468.12
PELE Pennsylvania Electric	PELE - TL 115KV	Osterburg East - Bedford 115KV Line	35610 - Overhd Conductr, Devices	Wire Fully Dressed	\$1,874,029.61	\$37,095.93	\$1,836,933.68
		Osterburg East - Bedford 115KV Line Total			\$3,108,004.94	\$61,522.16	\$3,046,482.78
PELE Pennsylvania Electric	PELE - Dist Lines	PELE - Dist Lines	35610 - Overhd Conductr, Devices	Arrester, Lightning Mass	(\$44.47)	(\$4.05)	(\$40.42)
PELE Pennsylvania Electric	PELE - Dist Lines	PELE - Dist Lines	35610 - Overhd Conductr, Devices	Arrester, Lightning Mass	\$2,249.77	\$44.53	\$2,205.24
PELE Pennsylvania Electric	PELE - Dist Lines	PELE - Dist Lines	35610 - Overhd Conductr, Devices	Arrester, Lightning Mass	\$2,494.60	\$16.15	\$2,478.45
PELE Pennsylvania Electric	PELE - Dist Lines	PELE - Dist Lines	35610 - Overhd Conductr, Devices	Arrester, Lightning Mass	\$3,349.47	\$160.50	\$3,188.97
PELE Pennsylvania Electric	PELE - Dist Lines	PELE - Dist Lines	35610 - Overhd Conductr, Devices	Arrester, Lightning Mass	\$4,222.30	\$141.93	\$4,080.37
PELE Pennsylvania Electric	PELE - Dist Lines	PELE - Dist Lines	35610 - Overhd Conductr, Devices	Cutout	\$2,050.20	\$123.80	\$1,926.40
PELE Pennsylvania Electric	PELE - Dist Lines	PELE - Dist Lines	35610 - Overhd Conductr, Devices	Grounding (Towers & Static Wire)	\$3,023.75	\$144.89	\$2,878.86
PELE Pennsylvania Electric	PELE - Dist Lines	PELE - Dist Lines	35610 - Overhd Conductr, Devices	Grounding (Towers & Static Wire)	\$11,059.85	\$371.77	\$10,688.08
PELE Pennsylvania Electric	PELE - Dist Lines	PELE - Dist Lines	35610 - Overhd Conductr, Devices	Insulator - transmission	\$1,637.95	\$78.49	\$1,559.46
PELE Pennsylvania Electric	PELE - Dist Lines	PELE - Dist Lines	35610 - Overhd Conductr, Devices	Insulator - transmission	\$5,034.70	\$99.66	\$4,935.04
PELE Pennsylvania Electric	PELE - Dist Lines	PELE - Dist Lines	35610 - Overhd Conductr, Devices	Insulator - transmission	\$12,855.29	\$432.13	\$12,423.16
PELE Pennsylvania Electric	PELE - Dist Lines	PELE - Dist Lines	35610 - Overhd Conductr, Devices	Insulator - transmission	\$13,263.57	\$85.83	\$13,177.74
PELE Pennsylvania Electric	PELE - Dist Lines	PELE - Dist Lines	35610 - Overhd Conductr, Devices	Non-Unitized	(\$203.98)	(\$9.78)	(\$194.20)
PELE Pennsylvania Electric	PELE - Dist Lines	PELE - Dist Lines	35610 - Overhd Conductr, Devices	Non-Unitized	(\$1.15)	(\$0.04)	(\$1.11)
PELE Pennsylvania Electric	PELE - Dist Lines	PELE - Dist Lines	35610 - Overhd Conductr, Devices	Non-Unitized	(\$0.44)	(\$0.04)	(\$0.40)
PELE Pennsylvania Electric	PELE - Dist Lines	PELE - Dist Lines	35610 - Overhd Conductr, Devices	Non-Unitized	\$0.01	\$0.00	\$0.01
PELE Pennsylvania Electric	PELE - Dist Lines	PELE - Dist Lines	35610 - Overhd Conductr, Devices	Non-Unitized	\$11.44	\$0.07	\$11.37
PELE Pennsylvania Electric	PELE - Dist Lines	PELE - Dist Lines	35610 - Overhd Conductr, Devices	Non-Unitized	\$30,817.04	\$199.43	\$30,617.61
PELE Pennsylvania Electric	PELE - Dist Lines	PELE - Dist Lines	35610 - Overhd Conductr, Devices	Switch - Mass	\$41,104.01	\$1,381.70	\$39,722.31

Company	Major Location	Asset Location	Utility Account	Asset Retirement Unit	Book Cost	Allocated Reserve	Net Book Value
PELE Pennsylvania Electric	PELE - Dist Lines	PELE - Dist Lines	35610 - Overhd Conductr, Devices	Switch - Mass	\$47,906.55	\$2,892.73	\$45,013.82
PELE Pennsylvania Electric	PELE - Dist Lines	PELE - Dist Lines	35610 - Overhd Conductr, Devices	Wire Fully Dressed	\$124.44	\$5.97	\$118.47
PELE Pennsylvania Electric	PELE - Dist Lines	PELE - Dist Lines	35610 - Overhd Conductr, Devices	Wire Fully Dressed	\$4,542.50	\$29.40	\$4,513.10
PELE Pennsylvania Electric	PELE - Dist Lines	PELE - Dist Lines	35610 - Overhd Conductr, Devices	Wire Fully Dressed	\$18,833.10	\$372.79	\$18,460.31
PELE Pennsylvania Electric	PELE - Dist Lines	PELE - Dist Lines	35610 - Overhd Conductr, Devices	Wire Fully Dressed	\$62,652.83	\$2,106.06	\$60,546.77
		PELE - Dist Lines Total			\$266,983.33	\$8,673.92	\$258,309.41
PELE Pennsylvania Electric	PELE - Dist Lines NY	PELE - Dist Lines NY	35610 - Overhd Conductr, Devices	Insulator - transmission	\$39.19	\$1.32	\$37.87
		PELE - Dist Lines NY Total			\$39.19	\$1.32	\$37.87
PELE Pennsylvania Electric	PELE - TL 46KV	PELE - TL 46KV	35610 - Overhd Conductr, Devices	Cutout	\$234.21	\$24.18	\$210.03
PELE Pennsylvania Electric	PELE - TL 46KV	PELE - TL 46KV	35610 - Overhd Conductr, Devices	Cutout	\$487.90	\$36.33	\$451.57
PELE Pennsylvania Electric	PELE - TL 46KV	PELE - TL 46KV	35610 - Overhd Conductr, Devices	Cutout	\$857.67	\$113.94	\$743.73
PELE Pennsylvania Electric	PELE - TL 46KV	PELE - TL 46KV	35610 - Overhd Conductr, Devices	Grounding (Towers & Static Wire)	\$37,403.50	\$242.06	\$37,161.44
PELE Pennsylvania Electric	PELE - TL 46KV	PELE - TL 46KV	35610 - Overhd Conductr, Devices	Grounding (Towers & Static Wire)	\$39,342.89	\$770.66	\$38,572.23
PELE Pennsylvania Electric	PELE - TL 46KV	PELE - TL 46KV	35610 - Overhd Conductr, Devices	Grounding (Towers & Static Wire)	\$46,025.15	\$1,514.11	\$44,511.04
PELE Pennsylvania Electric	PELE - TL 46KV	PELE - TL 46KV	35610 - Overhd Conductr, Devices	Grounding (Towers & Static Wire)	\$58,819.30	\$2,796.70	\$56,022.60
PELE Pennsylvania Electric	PELE - TL 46KV	PELE - TL 46KV	35610 - Overhd Conductr, Devices	Insulator - transmission	\$11,790.14	\$1,743.48	\$10,046.66
PELE Pennsylvania Electric	PELE - TL 46KV	PELE - TL 46KV	35610 - Overhd Conductr, Devices	Insulator - transmission	\$36,414.32	\$1,694.02	\$34,720.30
PELE Pennsylvania Electric	PELE - TL 46KV	PELE - TL 46KV	35610 - Overhd Conductr, Devices	Insulator - transmission	\$38,576.81	\$2,872.77	\$35,704.04
PELE Pennsylvania Electric	PELE - TL 46KV	PELE - TL 46KV	35610 - Overhd Conductr, Devices	Insulator - transmission	\$43,617.00	\$3,872.01	\$39,744.99
PELE Pennsylvania Electric	PELE - TL 46KV	PELE - TL 46KV	35610 - Overhd Conductr, Devices	Insulator - transmission	\$70,696.50	\$7,301.45	\$63,395.05
PELE Pennsylvania Electric	PELE - TL 46KV	PELE - TL 46KV	35610 - Overhd Conductr, Devices	Insulator - transmission	\$74,149.02	\$8,747.63	\$65,401.39
PELE Pennsylvania Electric	PELE - TL 46KV	PELE - TL 46KV	35610 - Overhd Conductr, Devices	Insulator - transmission	\$98,128.56	\$1,921.03	\$96,207.53
PELE Pennsylvania Electric	PELE - TL 46KV	PELE - TL 46KV	35610 - Overhd Conductr, Devices	Insulator - transmission	\$126,228.44	\$4,120.01	\$122,108.43
PELE Pennsylvania Electric	PELE - TL 46KV	PELE - TL 46KV	35610 - Overhd Conductr, Devices	Insulator - transmission	\$134,558.60	\$17,875.20	\$116,683.40
PELE Pennsylvania Electric	PELE - TL 46KV	PELE - TL 46KV	35610 - Overhd Conductr, Devices	Insulator - transmission	\$157,056.54	\$1,016.39	\$156,040.15
PELE Pennsylvania Electric	PELE - TL 46KV	PELE - TL 46KV	35610 - Overhd Conductr, Devices	Insulator - transmission	\$507,238.02	\$30,627.21	\$476,610.81
PELE Pennsylvania Electric	PELE - TL 46KV	PELE - TL 46KV	35610 - Overhd Conductr, Devices	Non-Unitized	(\$5,831.60)	(\$454.38)	(\$5,377.22)
PELE Pennsylvania Electric	PELE - TL 46KV	PELE - TL 46KV	35610 - Overhd Conductr, Devices	Non-Unitized	(\$2,826.61)	(\$264.51)	(\$2,562.10)
PELE Pennsylvania Electric	PELE - TL 46KV	PELE - TL 46KV	35610 - Overhd Conductr, Devices	Non-Unitized	(\$169.48)	(\$8.12)	(\$161.36)
PELE Pennsylvania Electric	PELE - TL 46KV	PELE - TL 46KV	35610 - Overhd Conductr, Devices	Non-Unitized	\$373.55	\$47.11	\$326.44
PELE Pennsylvania Electric	PELE - TL 46KV	PELE - TL 46KV	35610 - Overhd Conductr, Devices	Non-Unitized	\$793.49	\$26.67	\$766.82
PELE Pennsylvania Electric	PELE - TL 46KV	PELE - TL 46KV	35610 - Overhd Conductr, Devices	Non-Unitized	\$2,453.04	\$268.99	\$2,184.05
PELE Pennsylvania Electric	PELE - TL 46KV	PELE - TL 46KV	35610 - Overhd Conductr, Devices	Non-Unitized	\$9,395.15	\$185.97	\$9,209.18
PELE Pennsylvania Electric	PELE - TL 46KV	PELE - TL 46KV	35610 - Overhd Conductr, Devices	Non-Unitized	\$769,231.12	\$4,978.04	\$764,253.08
PELE Pennsylvania Electric	PELE - TL 46KV	PELE - TL 46KV	35610 - Overhd Conductr, Devices	Switch - Mass	\$60,522.61	\$5,372.76	\$55,149.85
PELE Pennsylvania Electric	PELE - TL 46KV	PELE - TL 46KV	35610 - Overhd Conductr, Devices	Switch - Mass	\$63,427.16	\$8,425.87	\$55,001.29
PELE Pennsylvania Electric	PELE - TL 46KV	PELE - TL 46KV	35610 - Overhd Conductr, Devices	Switch - Mass	\$70,077.32	\$453.50	\$69,623.82
PELE Pennsylvania Electric	PELE - TL 46KV	PELE - TL 46KV	35610 - Overhd Conductr, Devices	Switch - Mass	\$77,147.05	\$1,527.10	\$75,619.95
PELE Pennsylvania Electric	PELE - TL 46KV	PELE - TL 46KV	35610 - Overhd Conductr, Devices	Switch - Mass	\$133,840.76	\$8,081.35	\$125,759.41
PELE Pennsylvania Electric	PELE - TL 46KV	PELE - TL 46KV	35610 - Overhd Conductr, Devices	Switch - Mass	\$173,634.69	\$12,930.42	\$160,704.27
PELE Pennsylvania Electric	PELE - TL 46KV	PELE - TL 46KV	35610 - Overhd Conductr, Devices	Wire Fully Dressed	\$159.13	\$18.78	\$140.35
PELE Pennsylvania Electric	PELE - TL 46KV	PELE - TL 46KV	35610 - Overhd Conductr, Devices	Wire Fully Dressed	\$323.71	\$277.81	\$45.90
PELE Pennsylvania Electric	PELE - TL 46KV	PELE - TL 46KV	35610 - Overhd Conductr, Devices	Wire Fully Dressed	\$607.04	\$439.98	\$167.06
PELE Pennsylvania Electric	PELE - TL 46KV	PELE - TL 46KV	35610 - Overhd Conductr, Devices	Wire Fully Dressed	\$3,056.97	\$1,809.99	\$1,246.98
PELE Pennsylvania Electric	PELE - TL 46KV	PELE - TL 46KV	35610 - Overhd Conductr, Devices	Wire Fully Dressed	\$4,579.59	\$3,892.20	\$687.39
PELE Pennsylvania Electric	PELE - TL 46KV	PELE - TL 46KV	35610 - Overhd Conductr, Devices	Wire Fully Dressed	\$4,710.94	\$356.82	\$4,354.12
PELE Pennsylvania Electric	PELE - TL 46KV	PELE - TL 46KV	35610 - Overhd Conductr, Devices	Wire Fully Dressed	\$5,610.37	\$4,467.79	\$1,142.58
PELE Pennsylvania Electric	PELE - TL 46KV	PELE - TL 46KV	35610 - Overhd Conductr, Devices	Wire Fully Dressed	\$5,747.39	\$4,799.70	\$947.69
PELE Pennsylvania Electric	PELE - TL 46KV	PELE - TL 46KV	35610 - Overhd Conductr, Devices	Wire Fully Dressed	\$6,556.47	\$1,270.69	\$5,285.78
PELE Pennsylvania Electric	PELE - TL 46KV	PELE - TL 46KV	35610 - Overhd Conductr, Devices	Wire Fully Dressed	\$12,473.10	\$1,656.97	\$10,816.13
PELE Pennsylvania Electric	PELE - TL 46KV	PELE - TL 46KV	35610 - Overhd Conductr, Devices	Wire Fully Dressed	\$12,821.47	\$8,577.03	\$4,244.44
PELE Pennsylvania Electric	PELE - TL 46KV	PELE - TL 46KV	35610 - Overhd Conductr, Devices	Wire Fully Dressed	\$13,260.48	\$10,123.04	\$3,137.44
PELE Pennsylvania Electric	PELE - TL 46KV	PELE - TL 46KV	35610 - Overhd Conductr, Devices	Wire Fully Dressed	\$17,914.31	\$15,054.51	\$2,859.80
PELE Pennsylvania Electric	PELE - TL 46KV	PELE - TL 46KV	35610 - Overhd Conductr, Devices	Wire Fully Dressed	\$19,715.56	\$16,841.16	\$2,874.40

Company	Major Location	Asset Location	Utility Account	Asset Retirement Unit	Book Cost	Allocated Reserve	Net Book Value
PELE Pennsylvania Electric	PELE - TL 46KV	PELE - TL 46KV	35610 - Overhd Conductr, Devices	Wire Fully Dressed	\$21,594.85	\$16,856.67	\$4,738.18
PELE Pennsylvania Electric	PELE - TL 46KV	PELE - TL 46KV	35610 - Overhd Conductr, Devices	Wire Fully Dressed	\$25,085.83	\$20,660.21	\$4,425.62
PELE Pennsylvania Electric	PELE - TL 46KV	PELE - TL 46KV	35610 - Overhd Conductr, Devices	Wire Fully Dressed	\$26,118.41	\$20,991.20	\$5,127.21
PELE Pennsylvania Electric	PELE - TL 46KV	PELE - TL 46KV	35610 - Overhd Conductr, Devices	Wire Fully Dressed	\$27,063.20	\$22,449.31	\$4,613.89
PELE Pennsylvania Electric	PELE - TL 46KV	PELE - TL 46KV	35610 - Overhd Conductr, Devices	Wire Fully Dressed	\$33,319.68	\$26,277.51	\$7,042.17
PELE Pennsylvania Electric	PELE - TL 46KV	PELE - TL 46KV	35610 - Overhd Conductr, Devices	Wire Fully Dressed	\$35,331.87	\$13,547.18	\$21,784.69
PELE Pennsylvania Electric	PELE - TL 46KV	PELE - TL 46KV	35610 - Overhd Conductr, Devices	Wire Fully Dressed	\$36,654.26	\$29,957.70	\$6,696.56
PELE Pennsylvania Electric	PELE - TL 46KV	PELE - TL 46KV	35610 - Overhd Conductr, Devices	Wire Fully Dressed	\$37,039.97	\$28,601.17	\$8,438.80
PELE Pennsylvania Electric	PELE - TL 46KV	PELE - TL 46KV	35610 - Overhd Conductr, Devices	Wire Fully Dressed	\$41,210.67	\$34,835.40	\$6,375.27
PELE Pennsylvania Electric	PELE - TL 46KV	PELE - TL 46KV	35610 - Overhd Conductr, Devices	Wire Fully Dressed	\$42,386.69	\$3,762.79	\$38,623.90
PELE Pennsylvania Electric	PELE - TL 46KV	PELE - TL 46KV	35610 - Overhd Conductr, Devices	Wire Fully Dressed	\$43,867.12	\$11,945.80	\$31,921.32
PELE Pennsylvania Electric	PELE - TL 46KV	PELE - TL 46KV	35610 - Overhd Conductr, Devices	Wire Fully Dressed	\$46,920.91	\$27,137.49	\$19,783.42
PELE Pennsylvania Electric	PELE - TL 46KV	PELE - TL 46KV	35610 - Overhd Conductr, Devices	Wire Fully Dressed	\$52,232.04	\$32,320.97	\$19,911.07
PELE Pennsylvania Electric	PELE - TL 46KV	PELE - TL 46KV	35610 - Overhd Conductr, Devices	Wire Fully Dressed	\$56,019.11	\$8,283.86	\$47,735.25
PELE Pennsylvania Electric	PELE - TL 46KV	PELE - TL 46KV	35610 - Overhd Conductr, Devices	Wire Fully Dressed	\$57,097.38	\$49,212.99	\$7,884.39
PELE Pennsylvania Electric	PELE - TL 46KV	PELE - TL 46KV	35610 - Overhd Conductr, Devices	Wire Fully Dressed	\$68,305.63	\$46,499.51	\$21,806.12
PELE Pennsylvania Electric	PELE - TL 46KV	PELE - TL 46KV	35610 - Overhd Conductr, Devices	Wire Fully Dressed	\$70,812.16	\$45,634.67	\$25,177.49
PELE Pennsylvania Electric	PELE - TL 46KV	PELE - TL 46KV	35610 - Overhd Conductr, Devices	Wire Fully Dressed	\$78,585.24	\$56,130.99	\$22,454.25
PELE Pennsylvania Electric	PELE - TL 46KV	PELE - TL 46KV	35610 - Overhd Conductr, Devices	Wire Fully Dressed	\$83,933.94	\$58,103.44	\$25,830.50
PELE Pennsylvania Electric	PELE - TL 46KV	PELE - TL 46KV	35610 - Overhd Conductr, Devices	Wire Fully Dressed	\$89,932.78	\$66,981.24	\$22,951.54
PELE Pennsylvania Electric	PELE - TL 46KV	PELE - TL 46KV	35610 - Overhd Conductr, Devices	Wire Fully Dressed	\$90,213.03	\$56,992.81	\$33,220.22
PELE Pennsylvania Electric	PELE - TL 46KV	PELE - TL 46KV	35610 - Overhd Conductr, Devices	Wire Fully Dressed	\$94,713.51	\$9,781.89	\$84,931.62
PELE Pennsylvania Electric	PELE - TL 46KV	PELE - TL 46KV	35610 - Overhd Conductr, Devices	Wire Fully Dressed	\$96,509.99	\$51,714.53	\$44,795.46
PELE Pennsylvania Electric	PELE - TL 46KV	PELE - TL 46KV	35610 - Overhd Conductr, Devices	Wire Fully Dressed	\$105,372.81	\$32,042.32	\$73,330.49
PELE Pennsylvania Electric	PELE - TL 46KV	PELE - TL 46KV	35610 - Overhd Conductr, Devices	Wire Fully Dressed	\$106,275.15	\$80,159.75	\$26,115.40
PELE Pennsylvania Electric	PELE - TL 46KV	PELE - TL 46KV	35610 - Overhd Conductr, Devices	Wire Fully Dressed	\$130,463.68	\$71,785.24	\$58,678.44
PELE Pennsylvania Electric	PELE - TL 46KV	PELE - TL 46KV	35610 - Overhd Conductr, Devices	Wire Fully Dressed	\$132,677.01	\$107,557.24	\$25,119.77
PELE Pennsylvania Electric	PELE - TL 46KV	PELE - TL 46KV	35610 - Overhd Conductr, Devices	Wire Fully Dressed	\$134,300.48	\$81,328.40	\$52,972.08
PELE Pennsylvania Electric	PELE - TL 46KV	PELE - TL 46KV	35610 - Overhd Conductr, Devices	Wire Fully Dressed	\$151,998.54	\$51,055.08	\$100,943.46
PELE Pennsylvania Electric	PELE - TL 46KV	PELE - TL 46KV	35610 - Overhd Conductr, Devices	Wire Fully Dressed	\$159,025.45	\$89,754.85	\$69,270.60
PELE Pennsylvania Electric	PELE - TL 46KV	PELE - TL 46KV	35610 - Overhd Conductr, Devices	Wire Fully Dressed	\$160,092.84	\$78,697.42	\$81,395.42
PELE Pennsylvania Electric	PELE - TL 46KV	PELE - TL 46KV	35610 - Overhd Conductr, Devices	Wire Fully Dressed	\$177,500.62	\$65,253.73	\$112,246.89
PELE Pennsylvania Electric	PELE - TL 46KV	PELE - TL 46KV	35610 - Overhd Conductr, Devices	Wire Fully Dressed	\$184,171.09	\$64,786.50	\$119,384.59
PELE Pennsylvania Electric	PELE - TL 46KV	PELE - TL 46KV	35610 - Overhd Conductr, Devices	Wire Fully Dressed	\$196,467.42	\$129,048.76	\$67,418.66
PELE Pennsylvania Electric	PELE - TL 46KV	PELE - TL 46KV	35610 - Overhd Conductr, Devices	Wire Fully Dressed	\$206,139.23	\$178,382.02	\$27,757.21
PELE Pennsylvania Electric	PELE - TL 46KV	PELE - TL 46KV	35610 - Overhd Conductr, Devices	Wire Fully Dressed	\$218,559.21	\$153,739.48	\$64,819.73
PELE Pennsylvania Electric	PELE - TL 46KV	PELE - TL 46KV	35610 - Overhd Conductr, Devices	Wire Fully Dressed	\$221,632.44	\$112,258.33	\$109,374.11
PELE Pennsylvania Electric	PELE - TL 46KV	PELE - TL 46KV	35610 - Overhd Conductr, Devices	Wire Fully Dressed	\$227,948.68	\$101,641.18	\$126,307.50
PELE Pennsylvania Electric	PELE - TL 46KV	PELE - TL 46KV	35610 - Overhd Conductr, Devices	Wire Fully Dressed	\$232,430.76	\$55,946.53	\$176,484.23
PELE Pennsylvania Electric	PELE - TL 46KV	PELE - TL 46KV	35610 - Overhd Conductr, Devices	Wire Fully Dressed	\$254,904.48	\$132,873.36	\$122,031.12
PELE Pennsylvania Electric	PELE - TL 46KV	PELE - TL 46KV	35610 - Overhd Conductr, Devices	Wire Fully Dressed	\$255,959.59	\$65,649.86	\$190,309.73
PELE Pennsylvania Electric	PELE - TL 46KV	PELE - TL 46KV	35610 - Overhd Conductr, Devices	Wire Fully Dressed	\$257,626.33	\$189,343.70	\$68,282.63
PELE Pennsylvania Electric	PELE - TL 46KV	PELE - TL 46KV	35610 - Overhd Conductr, Devices	Wire Fully Dressed	\$259,825.89	\$15,688.38	\$244,137.51
PELE Pennsylvania Electric	PELE - TL 46KV	PELE - TL 46KV	35610 - Overhd Conductr, Devices	Wire Fully Dressed	\$302,980.51	\$144,366.89	\$158,613.62
PELE Pennsylvania Electric	PELE - TL 46KV	PELE - TL 46KV	35610 - Overhd Conductr, Devices	Wire Fully Dressed	\$308,657.09	\$64,617.12	\$244,039.97
PELE Pennsylvania Electric	PELE - TL 46KV	PELE - TL 46KV	35610 - Overhd Conductr, Devices	Wire Fully Dressed	\$341,091.06	\$98,299.13	\$242,791.93
PELE Pennsylvania Electric	PELE - TL 46KV	PELE - TL 46KV	35610 - Overhd Conductr, Devices	Wire Fully Dressed	\$344,437.97	\$137,489.39	\$206,948.58
PELE Pennsylvania Electric	PELE - TL 46KV	PELE - TL 46KV	35610 - Overhd Conductr, Devices	Wire Fully Dressed	\$416,152.37	\$13,612.88	\$402,539.49
PELE Pennsylvania Electric	PELE - TL 46KV	PELE - TL 46KV	35610 - Overhd Conductr, Devices	Wire Fully Dressed	\$458,043.91	\$146,569.69	\$311,474.22
PELE Pennsylvania Electric	PELE - TL 46KV	PELE - TL 46KV	35610 - Overhd Conductr, Devices	Wire Fully Dressed	\$466,467.29	\$215,160.17	\$251,307.12
PELE Pennsylvania Electric	PELE - TL 46KV	PELE - TL 46KV	35610 - Overhd Conductr, Devices	Wire Fully Dressed	\$481,884.33	\$85,953.89	\$395,930.44
PELE Pennsylvania Electric	PELE - TL 46KV	PELE - TL 46KV	35610 - Overhd Conductr, Devices	Wire Fully Dressed	\$592,159.44	\$11,618.92	\$580,540.52
PELE Pennsylvania Electric	PELE - TL 46KV	PELE - TL 46KV	35610 - Overhd Conductr, Devices	Wire Fully Dressed	\$682,743.49	\$283,227.60	\$399,515.89
PELE Pennsylvania Electric	PELE - TL 46KV	PELE - TL 46KV	35610 - Overhd Conductr, Devices	Wire Fully Dressed	\$726,484.87	\$33,796.61	\$692,688.26

Company	Major Location	Asset Location	Utility Account	Asset Retirement Unit	Book Cost	Allocated Reserve	Net Book Value
PELE Pennsylvania Electric	PELE - TL 46KV	PELE - TL 46KV	35610 - Overhd Conductr, Devices	Wire Fully Dressed	\$881,377.25	\$379,359.75	\$502,017.50
		PELE - TL 46KV Total			\$13,972,028.90	\$4,408,183.86	\$9,563,845.04
PELE Pennsylvania Electric	PELE - TL 69KV	PELE - TL 69KV	35610 - Overhd Conductr, Devices	Insulator - transmission	\$5,120.46	\$398.97	\$4,721.49
PELE Pennsylvania Electric	PELE - TL 69KV	PELE - TL 69KV	35610 - Overhd Conductr, Devices	Insulator - transmission	\$7,511.78	\$823.69	\$6,688.09
PELE Pennsylvania Electric	PELE - TL 69KV	PELE - TL 69KV	35610 - Overhd Conductr, Devices	Insulator - transmission	\$31,070.70	\$4,975.90	\$26,094.80
PELE Pennsylvania Electric	PELE - TL 69KV	PELE - TL 69KV	35610 - Overhd Conductr, Devices	Insulator - transmission	\$140,911.29	\$20,144.81	\$120,766.48
PELE Pennsylvania Electric	PELE - TL 69KV	PELE - TL 69KV	35610 - Overhd Conductr, Devices	Insulator - transmission	\$484,875.87	\$61,153.40	\$423,722.47
PELE Pennsylvania Electric	PELE - TL 69KV	PELE - TL 69KV	35610 - Overhd Conductr, Devices	Non-Unitized	(\$124,891.00)	(\$13,694.64)	(\$111,196.36)
PELE Pennsylvania Electric	PELE - TL 69KV	PELE - TL 69KV	35610 - Overhd Conductr, Devices	Non-Unitized	(\$32,584.89)	(\$3,049.22)	(\$29,535.67)
PELE Pennsylvania Electric	PELE - TL 69KV	PELE - TL 69KV	35610 - Overhd Conductr, Devices	Non-Unitized	(\$7,425.81)	(\$48.06)	(\$7,377.75)
PELE Pennsylvania Electric	PELE - TL 69KV	PELE - TL 69KV	35610 - Overhd Conductr, Devices	Non-Unitized	(\$0.24)	(\$0.01)	(\$0.23)
PELE Pennsylvania Electric	PELE - TL 69KV	PELE - TL 69KV	35610 - Overhd Conductr, Devices	Non-Unitized	\$38,289.88	\$5,473.95	\$32,815.93
PELE Pennsylvania Electric	PELE - TL 69KV	PELE - TL 69KV	35610 - Overhd Conductr, Devices	Non-Unitized	\$112,035.18	\$14,130.07	\$97,905.11
PELE Pennsylvania Electric	PELE - TL 69KV	PELE - TL 69KV	35610 - Overhd Conductr, Devices	Wire Fully Dressed	\$145.15	\$15.91	\$129.24
PELE Pennsylvania Electric	PELE - TL 69KV	PELE - TL 69KV	35610 - Overhd Conductr, Devices	Wire Fully Dressed	\$2,312.59	\$330.61	\$1,981.98
PELE Pennsylvania Electric	PELE - TL 69KV	PELE - TL 69KV	35610 - Overhd Conductr, Devices	Wire Fully Dressed	\$35,144.42	\$4,432.48	\$30,711.94
		PELE - TL 69KV Total			\$692,515.38	\$95,087.87	\$597,427.51
PELE Pennsylvania Electric	PELE - Dist Subs	PINECROFT SUB	35610 - Overhd Conductr, Devices	Non-Unitized	\$7,275.10	\$144.01	\$7,131.09
		PINECROFT SUB Total			\$7,275.10	\$144.01	\$7,131.09
PELE Pennsylvania Electric	PELE - TL 115KV	PINEY to ECLIPSE	35610 - Overhd Conductr, Devices	Insulator - transmission	\$10,892.86	\$682.89	\$10,209.97
PELE Pennsylvania Electric	PELE - TL 115KV	PINEY to ECLIPSE	35610 - Overhd Conductr, Devices	Insulator - transmission	\$84,655.72	\$9,282.73	\$75,372.99
PELE Pennsylvania Electric	PELE - TL 115KV	PINEY to ECLIPSE	35610 - Overhd Conductr, Devices	Insulator - transmission	\$463,816.32	\$253,854.97	\$209,961.35
PELE Pennsylvania Electric	PELE - TL 115KV	PINEY to ECLIPSE	35610 - Overhd Conductr, Devices	Non-Unitized	(\$346,785.76)	(\$32,451.39)	(\$314,334.37)
PELE Pennsylvania Electric	PELE - TL 115KV	PINEY to ECLIPSE	35610 - Overhd Conductr, Devices	Non-Unitized	\$4,018.06	\$26.01	\$3,992.05
PELE Pennsylvania Electric	PELE - TL 115KV	PINEY to ECLIPSE	35610 - Overhd Conductr, Devices	Non-Unitized	\$346,785.76	\$38,026.00	\$308,759.76
PELE Pennsylvania Electric	PELE - TL 115KV	PINEY to ECLIPSE	35610 - Overhd Conductr, Devices	Wire Fully Dressed	\$3,737.67	\$3,315.11	\$422.56
PELE Pennsylvania Electric	PELE - TL 115KV	PINEY to ECLIPSE	35610 - Overhd Conductr, Devices	Wire Fully Dressed	\$18,288.18	\$1,146.51	\$17,141.67
PELE Pennsylvania Electric	PELE - TL 115KV	PINEY to ECLIPSE	35610 - Overhd Conductr, Devices	Wire Fully Dressed	\$74,470.47	\$8,165.89	\$66,304.58
PELE Pennsylvania Electric	PELE - TL 115KV	PINEY to ECLIPSE	35610 - Overhd Conductr, Devices	Wire Fully Dressed	\$997,900.07	\$546,168.54	\$451,731.53
		PINEY to ECLIPSE Total			\$1,657,779.35	\$828,217.26	\$829,562.09
PELE Pennsylvania Electric	PELE - TL 115KV	PINEY to HAYNIE to GRANDVIEW	35610 - Overhd Conductr, Devices	Insulator - transmission	\$28.41	\$24.56	\$3.85
PELE Pennsylvania Electric	PELE - TL 115KV	PINEY to HAYNIE to GRANDVIEW	35610 - Overhd Conductr, Devices	Insulator - transmission	\$145.39	\$126.21	\$19.18
PELE Pennsylvania Electric	PELE - TL 115KV	PINEY to HAYNIE to GRANDVIEW	35610 - Overhd Conductr, Devices	Insulator - transmission	\$235.17	\$186.74	\$48.43
PELE Pennsylvania Electric	PELE - TL 115KV	PINEY to HAYNIE to GRANDVIEW	35610 - Overhd Conductr, Devices	Insulator - transmission	\$293.00	\$227.45	\$65.55
PELE Pennsylvania Electric	PELE - TL 115KV	PINEY to HAYNIE to GRANDVIEW	35610 - Overhd Conductr, Devices	Insulator - transmission	\$463.24	\$203.54	\$259.70
PELE Pennsylvania Electric	PELE - TL 115KV	PINEY to HAYNIE to GRANDVIEW	35610 - Overhd Conductr, Devices	Insulator - transmission	\$1,720.49	\$1,223.52	\$496.97
PELE Pennsylvania Electric	PELE - TL 115KV	PINEY to HAYNIE to GRANDVIEW	35610 - Overhd Conductr, Devices	Insulator - transmission	\$50,548.33	\$3,938.60	\$46,609.73
PELE Pennsylvania Electric	PELE - TL 115KV	PINEY to HAYNIE to GRANDVIEW	35610 - Overhd Conductr, Devices	Insulator - transmission	\$53,362.60	\$45,471.58	\$7,891.02
PELE Pennsylvania Electric	PELE - TL 115KV	PINEY to HAYNIE to GRANDVIEW	35610 - Overhd Conductr, Devices	Non-Unitized	\$39,281.48	\$254.21	\$39,027.27
PELE Pennsylvania Electric	PELE - TL 115KV	PINEY to HAYNIE to GRANDVIEW	35610 - Overhd Conductr, Devices	Wire Fully Dressed	\$28.42	\$24.57	\$3.85
PELE Pennsylvania Electric	PELE - TL 115KV	PINEY to HAYNIE to GRANDVIEW	35610 - Overhd Conductr, Devices	Wire Fully Dressed	\$145.40	\$126.22	\$19.18
PELE Pennsylvania Electric	PELE - TL 115KV	PINEY to HAYNIE to GRANDVIEW	35610 - Overhd Conductr, Devices	Wire Fully Dressed	\$235.17	\$186.74	\$48.43
PELE Pennsylvania Electric	PELE - TL 115KV	PINEY to HAYNIE to GRANDVIEW	35610 - Overhd Conductr, Devices	Wire Fully Dressed	\$293.00	\$227.45	\$65.55
PELE Pennsylvania Electric	PELE - TL 115KV	PINEY to HAYNIE to GRANDVIEW	35610 - Overhd Conductr, Devices	Wire Fully Dressed	\$463.25	\$203.55	\$259.70
PELE Pennsylvania Electric	PELE - TL 115KV	PINEY to HAYNIE to GRANDVIEW	35610 - Overhd Conductr, Devices	Wire Fully Dressed	\$463.50	\$371.84	\$91.66
PELE Pennsylvania Electric	PELE - TL 115KV	PINEY to HAYNIE to GRANDVIEW	35610 - Overhd Conductr, Devices	Wire Fully Dressed	\$1,889.82	\$1,343.93	\$545.89
PELE Pennsylvania Electric	PELE - TL 115KV	PINEY to HAYNIE to GRANDVIEW	35610 - Overhd Conductr, Devices	Wire Fully Dressed	\$2,281.30	\$1,209.11	\$1,072.19
PELE Pennsylvania Electric	PELE - TL 115KV	PINEY to HAYNIE to GRANDVIEW	35610 - Overhd Conductr, Devices	Wire Fully Dressed	\$3,029.79	\$1,443.23	\$1,586.56
PELE Pennsylvania Electric	PELE - TL 115KV	PINEY to HAYNIE to GRANDVIEW	35610 - Overhd Conductr, Devices	Wire Fully Dressed	\$5,347.35	\$416.65	\$4,930.70
PELE Pennsylvania Electric	PELE - TL 115KV	PINEY to HAYNIE to GRANDVIEW	35610 - Overhd Conductr, Devices	Wire Fully Dressed	\$10,370.78	\$9,198.32	\$1,172.46
PELE Pennsylvania Electric	PELE - TL 115KV	PINEY to HAYNIE to GRANDVIEW	35610 - Overhd Conductr, Devices	Wire Fully Dressed	\$12,687.82	\$10,868.46	\$1,819.36
PELE Pennsylvania Electric	PELE - TL 115KV	PINEY to HAYNIE to GRANDVIEW	35610 - Overhd Conductr, Devices	Wire Fully Dressed	\$80,973.15	\$21,781.86	\$59,191.29
PELE Pennsylvania Electric	PELE - TL 115KV	PINEY to HAYNIE to GRANDVIEW	35610 - Overhd Conductr, Devices	Wire Fully Dressed	\$130,275.71	\$111,011.13	\$19,264.58
		PINEY to HAYNIE to GRANDVIEW Total			\$394,562.57	\$210,069.49	\$184,493.08

Company	Major Location	Asset Location	Utility Account	Asset Retirement Unit	Book Cost	Allocated Reserve	Net Book Value
PELE Pennsylvania Electric	PELE - TL 115KV	PINEY to TIMBLIN to TRADE CITY to DIXON	35610 - Overhd Conductr, Devices	Insulator - transmission	(\$3,869.18)	(\$185.41)	(\$3,683.77)
PELE Pennsylvania Electric	PELE - TL 115KV	PINEY to TIMBLIN to TRADE CITY to DIXON	35610 - Overhd Conductr, Devices	Insulator - transmission	\$2,660.72	\$2,209.66	\$451.06
PELE Pennsylvania Electric	PELE - TL 115KV	PINEY to TIMBLIN to TRADE CITY to DIXON	35610 - Overhd Conductr, Devices	Insulator - transmission	\$2,852.57	\$2,530.08	\$322.49
PELE Pennsylvania Electric	PELE - TL 115KV	PINEY to TIMBLIN to TRADE CITY to DIXON	35610 - Overhd Conductr, Devices	Insulator - transmission	\$6,407.96	\$3,722.36	\$2,685.60
PELE Pennsylvania Electric	PELE - TL 115KV	PINEY to TIMBLIN to TRADE CITY to DIXON	35610 - Overhd Conductr, Devices	Insulator - transmission	\$46,954.22	\$3,658.55	\$43,295.67
PELE Pennsylvania Electric	PELE - TL 115KV	PINEY to TIMBLIN to TRADE CITY to DIXON	35610 - Overhd Conductr, Devices	Insulator - transmission	\$62,934.29	\$5,889.24	\$57,045.05
PELE Pennsylvania Electric	PELE - TL 115KV	PINEY to TIMBLIN to TRADE CITY to DIXON	35610 - Overhd Conductr, Devices	Insulator - transmission	\$218,706.71	\$31,266.52	\$187,440.19
PELE Pennsylvania Electric	PELE - TL 115KV	PINEY to TIMBLIN to TRADE CITY to DIXON	35610 - Overhd Conductr, Devices	Wire Fully Dressed	\$3,009.60	\$2,669.36	\$340.24
PELE Pennsylvania Electric	PELE - TL 115KV	PINEY to TIMBLIN to TRADE CITY to DIXON	35610 - Overhd Conductr, Devices	Wire Fully Dressed	\$8,929.07	\$7,415.38	\$1,513.69
PELE Pennsylvania Electric	PELE - TL 115KV	PINEY to TIMBLIN to TRADE CITY to DIXON	35610 - Overhd Conductr, Devices	Wire Fully Dressed	\$16,037.93	\$13,974.15	\$2,063.78
PELE Pennsylvania Electric	PELE - TL 115KV	PINEY to TIMBLIN to TRADE CITY to DIXON	35610 - Overhd Conductr, Devices	Wire Fully Dressed	\$1,592,862.43	\$925,286.98	\$667,575.45
		PINEY to TIMBLIN to TRADE CITY to DIXON Total			\$1,957,486.32	\$998,436.87	\$959,049.45
PELE Pennsylvania Electric	PELE - TL 115KV	PROSPECT to BETHLEHEM NO. 2 EAST	35610 - Overhd Conductr, Devices	Insulator - transmission	\$2,396.40	\$1,958.42	\$437.98
PELE Pennsylvania Electric	PELE - TL 115KV	PROSPECT to BETHLEHEM NO. 2 EAST	35610 - Overhd Conductr, Devices	Wire Fully Dressed	\$4,624.88	\$3,779.61	\$845.27
		PROSPECT to BETHLEHEM NO. 2 EAST Total			\$7,021.28	\$5,738.03	\$1,283.25
PELE Pennsylvania Electric	PELE - TL 115KV	PROSPECT to BETHLEHEM NO.1 WEST 1	35610 - Overhd Conductr, Devices	Insulator - transmission	\$2,396.40	\$1,958.42	\$437.98
PELE Pennsylvania Electric	PELE - TL 115KV	PROSPECT to BETHLEHEM NO.1 WEST 1	35610 - Overhd Conductr, Devices	Wire Fully Dressed	\$4,387.64	\$3,585.74	\$801.90
		PROSPECT to BETHLEHEM NO.1 WEST 1 Total			\$6,784.04	\$5,544.16	\$1,239.88
PELE Pennsylvania Electric	PELE - TL 115KV	RACHEL HILL to SCALP LEVEL to HOOVER	35610 - Overhd Conductr, Devices	Insulator - transmission	\$329.44	\$269.23	\$60.21
PELE Pennsylvania Electric	PELE - TL 115KV	RACHEL HILL to SCALP LEVEL to HOOVER	35610 - Overhd Conductr, Devices	Insulator - transmission	\$727.37	\$319.61	\$407.76
PELE Pennsylvania Electric	PELE - TL 115KV	RACHEL HILL to SCALP LEVEL to HOOVER	35610 - Overhd Conductr, Devices	Insulator - transmission	\$2,139.04	\$1,311.12	\$827.92
PELE Pennsylvania Electric	PELE - TL 115KV	RACHEL HILL to SCALP LEVEL to HOOVER	35610 - Overhd Conductr, Devices	Insulator - transmission	\$26,772.98	\$22,684.13	\$4,088.85
PELE Pennsylvania Electric	PELE - TL 115KV	RACHEL HILL to SCALP LEVEL to HOOVER	35610 - Overhd Conductr, Devices	Wire Fully Dressed	\$289.05	\$229.52	\$59.53
PELE Pennsylvania Electric	PELE - TL 115KV	RACHEL HILL to SCALP LEVEL to HOOVER	35610 - Overhd Conductr, Devices	Wire Fully Dressed	\$329.44	\$269.23	\$60.21
PELE Pennsylvania Electric	PELE - TL 115KV	RACHEL HILL to SCALP LEVEL to HOOVER	35610 - Overhd Conductr, Devices	Wire Fully Dressed	\$727.38	\$319.61	\$407.77
PELE Pennsylvania Electric	PELE - TL 115KV	RACHEL HILL to SCALP LEVEL to HOOVER	35610 - Overhd Conductr, Devices	Wire Fully Dressed	\$2,139.04	\$1,311.12	\$827.92
PELE Pennsylvania Electric	PELE - TL 115KV	RACHEL HILL to SCALP LEVEL to HOOVER	35610 - Overhd Conductr, Devices	Wire Fully Dressed	\$10,412.42	\$5,518.67	\$4,893.75
PELE Pennsylvania Electric	PELE - TL 115KV	RACHEL HILL to SCALP LEVEL to HOOVER	35610 - Overhd Conductr, Devices	Wire Fully Dressed	\$87,353.27	\$74,012.42	\$13,340.85
		RACHEL HILL to SCALP LEVEL to HOOVER Total			\$131,219.43	\$106,244.65	\$24,974.78
PELE Pennsylvania Electric	PELE - TL 115KV	RALPHTON to SOMERSET	35610 - Overhd Conductr, Devices	Insulator - transmission	\$87.60	\$70.28	\$17.32
PELE Pennsylvania Electric	PELE - TL 115KV	RALPHTON to SOMERSET	35610 - Overhd Conductr, Devices	Insulator - transmission	\$125.32	\$105.53	\$19.79
PELE Pennsylvania Electric	PELE - TL 115KV	RALPHTON to SOMERSET	35610 - Overhd Conductr, Devices	Insulator - transmission	\$1,027.03	\$703.98	\$323.05
PELE Pennsylvania Electric	PELE - TL 115KV	RALPHTON to SOMERSET	35610 - Overhd Conductr, Devices	Insulator - transmission	\$2,858.36	\$2,067.30	\$791.06
PELE Pennsylvania Electric	PELE - TL 115KV	RALPHTON to SOMERSET	35610 - Overhd Conductr, Devices	Insulator - transmission	\$66,361.88	\$40,676.40	\$25,685.48
PELE Pennsylvania Electric	PELE - TL 115KV	RALPHTON to SOMERSET	35610 - Overhd Conductr, Devices	Wire Fully Dressed	\$87.60	\$70.28	\$17.32
PELE Pennsylvania Electric	PELE - TL 115KV	RALPHTON to SOMERSET	35610 - Overhd Conductr, Devices	Wire Fully Dressed	\$125.33	\$105.54	\$19.79
PELE Pennsylvania Electric	PELE - TL 115KV	RALPHTON to SOMERSET	35610 - Overhd Conductr, Devices	Wire Fully Dressed	\$2,858.36	\$2,067.30	\$791.06
PELE Pennsylvania Electric	PELE - TL 115KV	RALPHTON to SOMERSET	35610 - Overhd Conductr, Devices	Wire Fully Dressed	\$14,919.10	\$10,226.42	\$4,692.68
PELE Pennsylvania Electric	PELE - TL 115KV	RALPHTON to SOMERSET	35610 - Overhd Conductr, Devices	Wire Fully Dressed	\$313,425.37	\$192,113.55	\$121,311.82
		RALPHTON to SOMERSET Total			\$401,875.95	\$248,206.58	\$153,669.37
PELE Pennsylvania Electric	PELE - TL 230KV	RAYSTOWN to LEWISTOWN	35610 - Overhd Conductr, Devices	Grounding (Towers & Static Wire)	\$25,587.71	\$165.59	\$25,422.12
PELE Pennsylvania Electric	PELE - TL 230KV	RAYSTOWN to LEWISTOWN	35610 - Overhd Conductr, Devices	Insulator - transmission	\$2,227.93	\$1,433.27	\$794.66
PELE Pennsylvania Electric	PELE - TL 230KV	RAYSTOWN to LEWISTOWN	35610 - Overhd Conductr, Devices	Insulator - transmission	\$10,606.68	\$2,264.72	\$8,341.96
PELE Pennsylvania Electric	PELE - TL 230KV	RAYSTOWN to LEWISTOWN	35610 - Overhd Conductr, Devices	Insulator - transmission	\$69,434.96	\$54,534.94	\$14,900.02
PELE Pennsylvania Electric	PELE - TL 230KV	RAYSTOWN to LEWISTOWN	35610 - Overhd Conductr, Devices	Insulator - transmission	\$153,279.74	\$991.94	\$152,287.80
PELE Pennsylvania Electric	PELE - TL 230KV	RAYSTOWN to LEWISTOWN	35610 - Overhd Conductr, Devices	Wire Fully Dressed	\$211.45	\$33.86	\$177.59
PELE Pennsylvania Electric	PELE - TL 230KV	RAYSTOWN to LEWISTOWN	35610 - Overhd Conductr, Devices	Wire Fully Dressed	\$468.30	\$51.35	\$416.95
PELE Pennsylvania Electric	PELE - TL 230KV	RAYSTOWN to LEWISTOWN	35610 - Overhd Conductr, Devices	Wire Fully Dressed	\$2,227.93	\$1,433.27	\$794.66
PELE Pennsylvania Electric	PELE - TL 230KV	RAYSTOWN to LEWISTOWN	35610 - Overhd Conductr, Devices	Wire Fully Dressed	\$3,768.07	\$352.61	\$3,415.46
PELE Pennsylvania Electric	PELE - TL 230KV	RAYSTOWN to LEWISTOWN	35610 - Overhd Conductr, Devices	Wire Fully Dressed	\$6,146.47	\$775.20	\$5,371.27
PELE Pennsylvania Electric	PELE - TL 230KV	RAYSTOWN to LEWISTOWN	35610 - Overhd Conductr, Devices	Wire Fully Dressed	\$7,711.90	\$49.90	\$7,662.00
PELE Pennsylvania Electric	PELE - TL 230KV	RAYSTOWN to LEWISTOWN	35610 - Overhd Conductr, Devices	Wire Fully Dressed	\$7,744.30	\$1,107.13	\$6,637.17
PELE Pennsylvania Electric	PELE - TL 230KV	RAYSTOWN to LEWISTOWN	35610 - Overhd Conductr, Devices	Wire Fully Dressed	\$11,946.04	\$3,664.40	\$8,281.64
PELE Pennsylvania Electric	PELE - TL 230KV	RAYSTOWN to LEWISTOWN	35610 - Overhd Conductr, Devices	Wire Fully Dressed	\$39,538.10	\$8,442.10	\$31,096.00

Company	Major Location	Asset Location	Utility Account	Asset Retirement Unit	Book Cost	Allocated Reserve	Net Book Value
PELE Pennsylvania Electric	PELE - TL 230KV	RAYSTOWN to LEWISTOWN	35610 - Overhd Conductr, Devices	Wire Fully Dressed	\$552,727.55	\$434,117.97	\$118,609.58
		RAYSTOWN to LEWISTOWN Total			\$893,627.13	\$509,418.26	\$384,208.87
PELE Pennsylvania Electric	PELE SUBTRANS SUBS	RAYSTOWN TRANS SUB	35610 - Overhd Conductr, Devices	Non-Unitized	\$4,236.75	\$142.42	\$4,094.33
PELE Pennsylvania Electric	PELE SUBTRANS SUBS	RAYSTOWN TRANS SUB	35610 - Overhd Conductr, Devices	Wire Fully Dressed	\$3,035.90	\$816.66	\$2,219.24
		RAYSTOWN TRANS SUB Total			\$7,272.65	\$959.08	\$6,313.57
PELE Pennsylvania Electric	PELE - TL 115KV	REEDS GAP SW STATION to REEDS GAP SUB	35610 - Overhd Conductr, Devices	Insulator - transmission	\$8,333.27	\$5,360.95	\$2,972.32
PELE Pennsylvania Electric	PELE - TL 115KV	REEDS GAP SW STATION to REEDS GAP SUB	35610 - Overhd Conductr, Devices	Insulator - transmission	\$21,945.07	\$18,889.38	\$3,055.69
PELE Pennsylvania Electric	PELE - TL 115KV	REEDS GAP SW STATION to REEDS GAP SUB	35610 - Overhd Conductr, Devices	Wire Fully Dressed	\$59,169.44	\$38,064.83	\$21,104.61
PELE Pennsylvania Electric	PELE - TL 115KV	REEDS GAP SW STATION to REEDS GAP SUB	35610 - Overhd Conductr, Devices	Wire Fully Dressed	\$62,757.35	\$54,018.83	\$8,738.52
		REEDS GAP SW STATION to REEDS GAP SUB Total			\$152,205.13	\$116,333.99	\$35,871.14
PELE Pennsylvania Electric	PELE - TL 115KV	ROCKWOOD to MEYERSDALE NORTH	35610 - Overhd Conductr, Devices	Arrester, Lightning Mass	(\$2.78)	(\$0.26)	(\$2.52)
PELE Pennsylvania Electric	PELE - TL 115KV	ROCKWOOD to MEYERSDALE NORTH	35610 - Overhd Conductr, Devices	Cutout	(\$6.71)	(\$0.63)	(\$6.08)
PELE Pennsylvania Electric	PELE - TL 115KV	ROCKWOOD to MEYERSDALE NORTH	35610 - Overhd Conductr, Devices	Insulator - transmission	\$74,227.00	\$46,640.86	\$27,586.14
PELE Pennsylvania Electric	PELE - TL 115KV	ROCKWOOD to MEYERSDALE NORTH	35610 - Overhd Conductr, Devices	Wire Fully Dressed	\$299,967.67	\$188,486.02	\$111,481.65
		ROCKWOOD to MEYERSDALE NORTH Total			\$374,185.18	\$235,125.99	\$139,059.19
PELE Pennsylvania Electric	PELE - TL 115KV	ROXBURY to CARLISLE PIKE to GARDNERS	35610 - Overhd Conductr, Devices	Insulator - transmission	\$70.86	\$57.39	\$13.47
PELE Pennsylvania Electric	PELE - TL 115KV	ROXBURY to CARLISLE PIKE to GARDNERS	35610 - Overhd Conductr, Devices	Insulator - transmission	\$1,232.20	\$905.48	\$326.72
PELE Pennsylvania Electric	PELE - TL 115KV	ROXBURY to CARLISLE PIKE to GARDNERS	35610 - Overhd Conductr, Devices	Insulator - transmission	\$2,293.99	\$1,631.35	\$662.64
PELE Pennsylvania Electric	PELE - TL 115KV	ROXBURY to CARLISLE PIKE to GARDNERS	35610 - Overhd Conductr, Devices	Insulator - transmission	\$2,836.40	\$1,351.11	\$1,485.29
PELE Pennsylvania Electric	PELE - TL 115KV	ROXBURY to CARLISLE PIKE to GARDNERS	35610 - Overhd Conductr, Devices	Insulator - transmission	\$25,274.17	\$1,969.30	\$23,304.87
PELE Pennsylvania Electric	PELE - TL 115KV	ROXBURY to CARLISLE PIKE to GARDNERS	35610 - Overhd Conductr, Devices	Insulator - transmission	\$34,614.68	\$30,160.43	\$4,454.25
PELE Pennsylvania Electric	PELE - TL 115KV	ROXBURY to CARLISLE PIKE to GARDNERS	35610 - Overhd Conductr, Devices	Wire Fully Dressed	\$70.86	\$57.39	\$13.47
PELE Pennsylvania Electric	PELE - TL 115KV	ROXBURY to CARLISLE PIKE to GARDNERS	35610 - Overhd Conductr, Devices	Wire Fully Dressed	\$1,232.21	\$905.48	\$326.73
PELE Pennsylvania Electric	PELE - TL 115KV	ROXBURY to CARLISLE PIKE to GARDNERS	35610 - Overhd Conductr, Devices	Wire Fully Dressed	\$2,836.41	\$1,351.11	\$1,485.30
PELE Pennsylvania Electric	PELE - TL 115KV	ROXBURY to CARLISLE PIKE to GARDNERS	35610 - Overhd Conductr, Devices	Wire Fully Dressed	\$7,044.14	\$5,009.39	\$2,034.75
PELE Pennsylvania Electric	PELE - TL 115KV	ROXBURY to CARLISLE PIKE to GARDNERS	35610 - Overhd Conductr, Devices	Wire Fully Dressed	\$56,976.79	\$49,644.97	\$7,331.82
		ROXBURY to CARLISLE PIKE to GARDNERS Total			\$134,482.71	\$93,043.41	\$41,439.30
PELE Pennsylvania Electric	PELE - TL 138KV(PELE)	ROXBURY to GRANDPOINT to WEST PENN P	35610 - Overhd Conductr, Devices	Insulator - transmission	\$15,355.70	\$12,437.66	\$2,918.04
PELE Pennsylvania Electric	PELE - TL 138KV(PELE)	ROXBURY to GRANDPOINT to WEST PENN P	35610 - Overhd Conductr, Devices	Wire Fully Dressed	\$52,169.17	\$42,255.45	\$9,913.72
		ROXBURY to GRANDPOINT to WEST PENN P Total			\$67,524.87	\$54,693.10	\$12,831.77
PELE Pennsylvania Electric	PELE - Dist Subs	SALIX SUB	35610 - Overhd Conductr, Devices	Non-Unitized	\$22,061.42	\$142.77	\$21,918.65
		SALIX SUB Total			\$22,061.42	\$142.77	\$21,918.65
PELE Pennsylvania Electric	PELE - TL 115KV	SAXTON to CURRYVILLE to CLAYSBURG-SU	35610 - Overhd Conductr, Devices	Insulator - transmission	\$7.16	\$5.99	\$1.17
PELE Pennsylvania Electric	PELE - TL 115KV	SAXTON to CURRYVILLE to CLAYSBURG-SU	35610 - Overhd Conductr, Devices	Insulator - transmission	\$12.71	\$9.98	\$2.73
PELE Pennsylvania Electric	PELE - TL 115KV	SAXTON to CURRYVILLE to CLAYSBURG-SU	35610 - Overhd Conductr, Devices	Insulator - transmission	\$121.62	\$103.64	\$17.98
PELE Pennsylvania Electric	PELE - TL 115KV	SAXTON to CURRYVILLE to CLAYSBURG-SU	35610 - Overhd Conductr, Devices	Insulator - transmission	\$1,146.29	\$546.03	\$600.26
PELE Pennsylvania Electric	PELE - TL 115KV	SAXTON to CURRYVILLE to CLAYSBURG-SU	35610 - Overhd Conductr, Devices	Insulator - transmission	\$1,901.91	\$1,601.54	\$300.37
PELE Pennsylvania Electric	PELE - TL 115KV	SAXTON to CURRYVILLE to CLAYSBURG-SU	35610 - Overhd Conductr, Devices	Insulator - transmission	\$2,165.25	\$705.33	\$1,459.92
PELE Pennsylvania Electric	PELE - TL 115KV	SAXTON to CURRYVILLE to CLAYSBURG-SU	35610 - Overhd Conductr, Devices	Insulator - transmission	\$2,826.52	\$2,194.17	\$632.35
PELE Pennsylvania Electric	PELE - TL 115KV	SAXTON to CURRYVILLE to CLAYSBURG-SU	35610 - Overhd Conductr, Devices	Insulator - transmission	\$3,511.21	\$2,452.74	\$1,058.47
PELE Pennsylvania Electric	PELE - TL 115KV	SAXTON to CURRYVILLE to CLAYSBURG-SU	35610 - Overhd Conductr, Devices	Insulator - transmission	\$18,486.52	\$16,396.55	\$2,089.97
PELE Pennsylvania Electric	PELE - TL 115KV	SAXTON to CURRYVILLE to CLAYSBURG-SU	35610 - Overhd Conductr, Devices	Wire Fully Dressed	\$7.17	\$6.00	\$1.17
PELE Pennsylvania Electric	PELE - TL 115KV	SAXTON to CURRYVILLE to CLAYSBURG-SU	35610 - Overhd Conductr, Devices	Wire Fully Dressed	\$12.72	\$9.99	\$2.73
PELE Pennsylvania Electric	PELE - TL 115KV	SAXTON to CURRYVILLE to CLAYSBURG-SU	35610 - Overhd Conductr, Devices	Wire Fully Dressed	\$121.62	\$103.64	\$17.98
PELE Pennsylvania Electric	PELE - TL 115KV	SAXTON to CURRYVILLE to CLAYSBURG-SU	35610 - Overhd Conductr, Devices	Wire Fully Dressed	\$226.84	\$196.92	\$29.92
PELE Pennsylvania Electric	PELE - TL 115KV	SAXTON to CURRYVILLE to CLAYSBURG-SU	35610 - Overhd Conductr, Devices	Wire Fully Dressed	\$437.92	\$254.39	\$183.53
PELE Pennsylvania Electric	PELE - TL 115KV	SAXTON to CURRYVILLE to CLAYSBURG-SU	35610 - Overhd Conductr, Devices	Wire Fully Dressed	\$786.11	\$286.01	\$500.10
PELE Pennsylvania Electric	PELE - TL 115KV	SAXTON to CURRYVILLE to CLAYSBURG-SU	35610 - Overhd Conductr, Devices	Wire Fully Dressed	\$1,146.29	\$546.03	\$600.26
PELE Pennsylvania Electric	PELE - TL 115KV	SAXTON to CURRYVILLE to CLAYSBURG-SU	35610 - Overhd Conductr, Devices	Wire Fully Dressed	\$1,959.30	\$1,520.97	\$438.33
PELE Pennsylvania Electric	PELE - TL 115KV	SAXTON to CURRYVILLE to CLAYSBURG-SU	35610 - Overhd Conductr, Devices	Wire Fully Dressed	\$2,801.88	\$2,326.89	\$474.99
PELE Pennsylvania Electric	PELE - TL 115KV	SAXTON to CURRYVILLE to CLAYSBURG-SU	35610 - Overhd Conductr, Devices	Wire Fully Dressed	\$5,660.83	\$1,844.00	\$3,816.83
PELE Pennsylvania Electric	PELE - TL 115KV	SAXTON to CURRYVILLE to CLAYSBURG-SU	35610 - Overhd Conductr, Devices	Wire Fully Dressed	\$6,314.36	\$4,410.87	\$1,903.49
PELE Pennsylvania Electric	PELE - TL 115KV	SAXTON to CURRYVILLE to CLAYSBURG-SU	35610 - Overhd Conductr, Devices	Wire Fully Dressed	\$6,949.70	\$5,727.04	\$1,222.66
PELE Pennsylvania Electric	PELE - TL 115KV	SAXTON to CURRYVILLE to CLAYSBURG-SU	35610 - Overhd Conductr, Devices	Wire Fully Dressed	\$78,620.40	\$66,203.74	\$12,416.66

Company	Major Location	Asset Location	Utility Account	Asset Retirement Unit	Book Cost	Allocated Reserve	Net Book Value
PELE Pennsylvania Electric	PELE - TL 115KV	SAXTON to CURRYVILLE to CLAYSBURG-SU	35610 - Overhd Conductr, Devices	Wire Fully Dressed	\$160,081.99	\$141,984.06	\$18,097.93
PELE Pennsylvania Electric	PELE - TL 115KV	SAXTON to CURRYVILLE to CLAYSBURG-SU	35610 - Overhd Conductr, Devices	Wire Fully Dressed	\$1,374,249.78	\$268,602.34	\$1,105,647.44
		SAXTON to CURRYVILLE to CLAYSBURG-SU Total			\$1,669,556.10	\$518,038.85	\$1,151,517.25
PELE Pennsylvania Electric	PELE - TL 115KV	SAXTON to SHADE GAP to REEDS GAP to LEW	35610 - Overhd Conductr, Devices	Insulator - transmission	\$172.63	\$138.49	\$34.14
PELE Pennsylvania Electric	PELE - TL 115KV	SAXTON to SHADE GAP to REEDS GAP to LEW	35610 - Overhd Conductr, Devices	Insulator - transmission	\$921.69	\$759.54	\$162.15
PELE Pennsylvania Electric	PELE - TL 115KV	SAXTON to SHADE GAP to REEDS GAP to LEW	35610 - Overhd Conductr, Devices	Insulator - transmission	\$2,487.11	\$2,140.80	\$346.31
PELE Pennsylvania Electric	PELE - TL 115KV	SAXTON to SHADE GAP to REEDS GAP to LEW	35610 - Overhd Conductr, Devices	Insulator - transmission	\$4,577.13	\$428.31	\$4,148.82
PELE Pennsylvania Electric	PELE - TL 115KV	SAXTON to SHADE GAP to REEDS GAP to LEW	35610 - Overhd Conductr, Devices	Insulator - transmission	\$6,838.81	\$749.89	\$6,088.92
PELE Pennsylvania Electric	PELE - TL 115KV	SAXTON to SHADE GAP to REEDS GAP to LEW	35610 - Overhd Conductr, Devices	Insulator - transmission	\$7,063.39	\$5,415.25	\$1,648.14
PELE Pennsylvania Electric	PELE - TL 115KV	SAXTON to SHADE GAP to REEDS GAP to LEW	35610 - Overhd Conductr, Devices	Insulator - transmission	\$44,478.26	\$39,449.81	\$5,028.45
PELE Pennsylvania Electric	PELE - TL 115KV	SAXTON to SHADE GAP to REEDS GAP to LEW	35610 - Overhd Conductr, Devices	Non-Unitized	(\$2.25)	(\$0.11)	(\$2.14)
PELE Pennsylvania Electric	PELE - TL 115KV	SAXTON to SHADE GAP to REEDS GAP to LEW	35610 - Overhd Conductr, Devices	Non-Unitized	(\$0.03)	\$0.00	(\$0.03)
PELE Pennsylvania Electric	PELE - TL 115KV	SAXTON to SHADE GAP to REEDS GAP to LEW	35610 - Overhd Conductr, Devices	Wire Fully Dressed	\$489.83	\$187.53	\$302.30
PELE Pennsylvania Electric	PELE - TL 115KV	SAXTON to SHADE GAP to REEDS GAP to LEW	35610 - Overhd Conductr, Devices	Wire Fully Dressed	\$942.50	\$793.65	\$148.85
PELE Pennsylvania Electric	PELE - TL 115KV	SAXTON to SHADE GAP to REEDS GAP to LEW	35610 - Overhd Conductr, Devices	Wire Fully Dressed	\$1,860.91	\$1,594.07	\$266.84
PELE Pennsylvania Electric	PELE - TL 115KV	SAXTON to SHADE GAP to REEDS GAP to LEW	35610 - Overhd Conductr, Devices	Wire Fully Dressed	\$3,177.65	\$2,618.61	\$559.04
PELE Pennsylvania Electric	PELE - TL 115KV	SAXTON to SHADE GAP to REEDS GAP to LEW	35610 - Overhd Conductr, Devices	Wire Fully Dressed	\$3,908.37	\$3,194.06	\$714.31
PELE Pennsylvania Electric	PELE - TL 115KV	SAXTON to SHADE GAP to REEDS GAP to LEW	35610 - Overhd Conductr, Devices	Wire Fully Dressed	\$4,290.89	\$1,074.11	\$3,216.78
PELE Pennsylvania Electric	PELE - TL 115KV	SAXTON to SHADE GAP to REEDS GAP to LEW	35610 - Overhd Conductr, Devices	Wire Fully Dressed	\$9,620.89	\$603.15	\$9,017.74
PELE Pennsylvania Electric	PELE - TL 115KV	SAXTON to SHADE GAP to REEDS GAP to LEW	35610 - Overhd Conductr, Devices	Wire Fully Dressed	\$14,730.10	\$12,679.04	\$2,051.06
PELE Pennsylvania Electric	PELE - TL 115KV	SAXTON to SHADE GAP to REEDS GAP to LEW	35610 - Overhd Conductr, Devices	Wire Fully Dressed	\$16,968.98	\$1,860.70	\$15,108.28
PELE Pennsylvania Electric	PELE - TL 115KV	SAXTON to SHADE GAP to REEDS GAP to LEW	35610 - Overhd Conductr, Devices	Wire Fully Dressed	\$99,283.97	\$79,649.87	\$19,634.10
PELE Pennsylvania Electric	PELE - TL 115KV	SAXTON to SHADE GAP to REEDS GAP to LEW	35610 - Overhd Conductr, Devices	Wire Fully Dressed	\$125,297.45	\$96,061.14	\$29,236.31
PELE Pennsylvania Electric	PELE - TL 115KV	SAXTON to SHADE GAP to REEDS GAP to LEW	35610 - Overhd Conductr, Devices	Wire Fully Dressed	\$309,550.27	\$274,554.34	\$34,995.93
		SAXTON to SHADE GAP to REEDS GAP to LEW Total			\$656,658.55	\$523,952.25	\$132,706.30
PELE Pennsylvania Electric	PELE - TL 115KV	SAXTON to SNAKE SPRING	35610 - Overhd Conductr, Devices	Insulator - transmission	\$49,639.74	\$41,800.05	\$7,839.69
PELE Pennsylvania Electric	PELE - TL 115KV	SAXTON to SNAKE SPRING	35610 - Overhd Conductr, Devices	Insulator - transmission	\$87,116.41	\$10,987.27	\$76,129.14
PELE Pennsylvania Electric	PELE - TL 115KV	SAXTON to SNAKE SPRING	35610 - Overhd Conductr, Devices	Wire Fully Dressed	\$329.21	\$264.11	\$65.10
PELE Pennsylvania Electric	PELE - TL 115KV	SAXTON to SNAKE SPRING	35610 - Overhd Conductr, Devices	Wire Fully Dressed	\$17,454.62	\$2,201.41	\$15,253.21
PELE Pennsylvania Electric	PELE - TL 115KV	SAXTON to SNAKE SPRING	35610 - Overhd Conductr, Devices	Wire Fully Dressed	\$110,650.40	\$93,175.19	\$17,475.21
PELE Pennsylvania Electric	PELE - TL 115KV	SAXTON to SNAKE SPRING	35610 - Overhd Conductr, Devices	Wire Fully Dressed	\$240,274.25	\$60,146.36	\$180,127.89
		SAXTON to SNAKE SPRING Total			\$505,464.63	\$208,574.39	\$296,890.24
PELE Pennsylvania Electric	PELE - TL 115KV	SEWARD to CONEMAUGH	35610 - Overhd Conductr, Devices	Insulator - transmission	\$774.02	\$462.19	\$311.83
PELE Pennsylvania Electric	PELE - TL 115KV	SEWARD to CONEMAUGH	35610 - Overhd Conductr, Devices	Insulator - transmission	\$9,012.11	\$6,622.51	\$2,389.60
PELE Pennsylvania Electric	PELE - TL 115KV	SEWARD to CONEMAUGH	35610 - Overhd Conductr, Devices	Wire Fully Dressed	\$203.94	\$173.79	\$31.15
PELE Pennsylvania Electric	PELE - TL 115KV	SEWARD to CONEMAUGH	35610 - Overhd Conductr, Devices	Wire Fully Dressed	\$774.03	\$462.19	\$311.84
PELE Pennsylvania Electric	PELE - TL 115KV	SEWARD to CONEMAUGH	35610 - Overhd Conductr, Devices	Wire Fully Dressed	\$40,107.20	\$29,472.61	\$10,634.59
		SEWARD to CONEMAUGH Total			\$50,871.30	\$37,192.29	\$13,679.01
PELE Pennsylvania Electric	PELE - TL 115KV	SEWARD to COOPER to PROSPECT to HILLTOP	35610 - Overhd Conductr, Devices	Insulator - transmission	\$1,331.33	\$1,121.07	\$210.26
PELE Pennsylvania Electric	PELE - TL 115KV	SEWARD to COOPER to PROSPECT to HILLTOP	35610 - Overhd Conductr, Devices	Insulator - transmission	\$1,527.25	\$439.57	\$1,087.68
PELE Pennsylvania Electric	PELE - TL 115KV	SEWARD to COOPER to PROSPECT to HILLTOP	35610 - Overhd Conductr, Devices	Insulator - transmission	\$1,896.05	\$1,681.69	\$214.36
PELE Pennsylvania Electric	PELE - TL 115KV	SEWARD to COOPER to PROSPECT to HILLTOP	35610 - Overhd Conductr, Devices	Insulator - transmission	\$3,089.87	\$2,270.57	\$819.30
PELE Pennsylvania Electric	PELE - TL 115KV	SEWARD to COOPER to PROSPECT to HILLTOP	35610 - Overhd Conductr, Devices	Insulator - transmission	\$25,128.57	\$14,179.64	\$10,948.93
PELE Pennsylvania Electric	PELE - TL 115KV	SEWARD to COOPER to PROSPECT to HILLTOP	35610 - Overhd Conductr, Devices	Insulator - transmission	\$69,599.17	\$33,153.22	\$36,445.95
PELE Pennsylvania Electric	PELE - TL 115KV	SEWARD to COOPER to PROSPECT to HILLTOP	35610 - Overhd Conductr, Devices	Wire Fully Dressed	\$68.51	\$60.08	\$8.43
PELE Pennsylvania Electric	PELE - TL 115KV	SEWARD to COOPER to PROSPECT to HILLTOP	35610 - Overhd Conductr, Devices	Wire Fully Dressed	\$1,527.25	\$439.57	\$1,087.68
PELE Pennsylvania Electric	PELE - TL 115KV	SEWARD to COOPER to PROSPECT to HILLTOP	35610 - Overhd Conductr, Devices	Wire Fully Dressed	\$14,461.54	\$10,627.00	\$3,834.54
PELE Pennsylvania Electric	PELE - TL 115KV	SEWARD to COOPER to PROSPECT to HILLTOP	35610 - Overhd Conductr, Devices	Wire Fully Dressed	\$16,678.70	\$14,793.10	\$1,885.60
PELE Pennsylvania Electric	PELE - TL 115KV	SEWARD to COOPER to PROSPECT to HILLTOP	35610 - Overhd Conductr, Devices	Wire Fully Dressed	\$62,393.44	\$35,207.60	\$27,185.84
PELE Pennsylvania Electric	PELE - TL 115KV	SEWARD to COOPER to PROSPECT to HILLTOP	35610 - Overhd Conductr, Devices	Wire Fully Dressed	\$69,599.17	\$33,153.22	\$36,445.95
PELE Pennsylvania Electric	PELE - TL 115KV	SEWARD to COOPER to PROSPECT to HILLTOP	35610 - Overhd Conductr, Devices	Wire Fully Dressed	\$140,565.24	\$118,365.52	\$22,199.72
		SEWARD to COOPER to PROSPECT to HILLTOP Total			\$407,866.09	\$265,491.86	\$142,374.23
PELE Pennsylvania Electric	PELE - TL 115KV	SEWARD to FLORENCE to BLAIRSVILLE EAST	35610 - Overhd Conductr, Devices	Insulator - transmission	\$79.00	\$70.07	\$8.93
PELE Pennsylvania Electric	PELE - TL 115KV	SEWARD to FLORENCE to BLAIRSVILLE EAST	35610 - Overhd Conductr, Devices	Insulator - transmission	\$1,205.62	\$1,027.34	\$178.28

Company	Major Location	Asset Location	Utility Account	Asset Retirement Unit	Book Cost	Allocated Reserve	Net Book Value
PELE Pennsylvania Electric	PELE - TL 115KV	SEWARD to FLORENCE to BLAIRSVILLE EAST	35610 - Overhd Conductr, Devices	Insulator - transmission	\$4,450.75	\$3,270.61	\$1,180.14
PELE Pennsylvania Electric	PELE - TL 115KV	SEWARD to FLORENCE to BLAIRSVILLE EAST	35610 - Overhd Conductr, Devices	Insulator - transmission	\$15,619.04	\$12,650.95	\$2,968.09
PELE Pennsylvania Electric	PELE - TL 115KV	SEWARD to FLORENCE to BLAIRSVILLE EAST	35610 - Overhd Conductr, Devices	Insulator - transmission	\$26,263.95	\$2,457.72	\$23,806.23
PELE Pennsylvania Electric	PELE - TL 115KV	SEWARD to FLORENCE to BLAIRSVILLE EAST	35610 - Overhd Conductr, Devices	Insulator - transmission	\$27,554.23	\$16,006.13	\$11,548.10
PELE Pennsylvania Electric	PELE - TL 115KV	SEWARD to FLORENCE to BLAIRSVILLE EAST	35610 - Overhd Conductr, Devices	Wire Fully Dressed	\$91.52	\$78.78	\$12.74
PELE Pennsylvania Electric	PELE - TL 115KV	SEWARD to FLORENCE to BLAIRSVILLE EAST	35610 - Overhd Conductr, Devices	Wire Fully Dressed	\$582.21	\$255.83	\$326.38
PELE Pennsylvania Electric	PELE - TL 115KV	SEWARD to FLORENCE to BLAIRSVILLE EAST	35610 - Overhd Conductr, Devices	Wire Fully Dressed	\$1,205.63	\$1,027.35	\$178.28
PELE Pennsylvania Electric	PELE - TL 115KV	SEWARD to FLORENCE to BLAIRSVILLE EAST	35610 - Overhd Conductr, Devices	Wire Fully Dressed	\$1,412.30	\$646.79	\$765.51
PELE Pennsylvania Electric	PELE - TL 115KV	SEWARD to FLORENCE to BLAIRSVILLE EAST	35610 - Overhd Conductr, Devices	Wire Fully Dressed	\$3,431.64	\$3,043.67	\$387.97
PELE Pennsylvania Electric	PELE - TL 115KV	SEWARD to FLORENCE to BLAIRSVILLE EAST	35610 - Overhd Conductr, Devices	Wire Fully Dressed	\$4,450.75	\$3,270.61	\$1,180.14
PELE Pennsylvania Electric	PELE - TL 115KV	SEWARD to FLORENCE to BLAIRSVILLE EAST	35610 - Overhd Conductr, Devices	Wire Fully Dressed	\$10,903.03	\$5,193.60	\$5,709.43
PELE Pennsylvania Electric	PELE - TL 115KV	SEWARD to FLORENCE to BLAIRSVILLE EAST	35610 - Overhd Conductr, Devices	Wire Fully Dressed	\$15,619.04	\$12,650.95	\$2,968.09
PELE Pennsylvania Electric	PELE - TL 115KV	SEWARD to FLORENCE to BLAIRSVILLE EAST	35610 - Overhd Conductr, Devices	Wire Fully Dressed	\$526,658.75	\$305,933.82	\$220,724.93
		SEWARD to FLORENCE to BLAIRSVILLE EAST Total			\$639,527.46	\$367,584.24	\$271,943.22
PELE Pennsylvania Electric	PELE - TL 115KV	SEWARD to GLORY	35610 - Overhd Conductr, Devices	Insulator - transmission	\$747.75	\$469.85	\$277.90
PELE Pennsylvania Electric	PELE - TL 115KV	SEWARD to GLORY	35610 - Overhd Conductr, Devices	Insulator - transmission	\$242,890.93	\$111,236.70	\$131,654.23
PELE Pennsylvania Electric	PELE - TL 115KV	SEWARD to GLORY	35610 - Overhd Conductr, Devices	Non-Unitized	\$11,886.97	\$76.92	\$11,810.05
PELE Pennsylvania Electric	PELE - TL 115KV	SEWARD to GLORY	35610 - Overhd Conductr, Devices	Wire Fully Dressed	\$239.41	\$164.11	\$75.30
PELE Pennsylvania Electric	PELE - TL 115KV	SEWARD to GLORY	35610 - Overhd Conductr, Devices	Wire Fully Dressed	\$747.76	\$469.86	\$277.90
PELE Pennsylvania Electric	PELE - TL 115KV	SEWARD to GLORY	35610 - Overhd Conductr, Devices	Wire Fully Dressed	\$981,382.53	\$449,443.49	\$531,939.04
		SEWARD to GLORY Total			\$1,237,895.35	\$561,860.92	\$676,034.43
PELE Pennsylvania Electric	PELE - TL 115KV	SEWARD to JACKSON ROAD to WILMORE JC	35610 - Overhd Conductr, Devices	Insulator - transmission	\$179.52	\$159.22	\$20.30
PELE Pennsylvania Electric	PELE - TL 115KV	SEWARD to JACKSON ROAD to WILMORE JC	35610 - Overhd Conductr, Devices	Insulator - transmission	\$853.15	\$495.59	\$357.56
PELE Pennsylvania Electric	PELE - TL 115KV	SEWARD to JACKSON ROAD to WILMORE JC	35610 - Overhd Conductr, Devices	Insulator - transmission	\$1,041.66	\$670.12	\$371.54
PELE Pennsylvania Electric	PELE - TL 115KV	SEWARD to JACKSON ROAD to WILMORE JC	35610 - Overhd Conductr, Devices	Insulator - transmission	\$1,178.26	\$852.17	\$326.09
PELE Pennsylvania Electric	PELE - TL 115KV	SEWARD to JACKSON ROAD to WILMORE JC	35610 - Overhd Conductr, Devices	Insulator - transmission	\$2,250.27	\$210.58	\$2,039.69
PELE Pennsylvania Electric	PELE - TL 115KV	SEWARD to JACKSON ROAD to WILMORE JC	35610 - Overhd Conductr, Devices	Insulator - transmission	\$59,690.58	\$31,636.55	\$28,054.03
PELE Pennsylvania Electric	PELE - TL 115KV	SEWARD to JACKSON ROAD to WILMORE JC	35610 - Overhd Conductr, Devices	Insulator - transmission	\$64,969.10	\$32,127.02	\$32,842.08
PELE Pennsylvania Electric	PELE - TL 115KV	SEWARD to JACKSON ROAD to WILMORE JC	35610 - Overhd Conductr, Devices	Insulator - transmission	\$98,600.65	\$58,876.67	\$39,723.98
PELE Pennsylvania Electric	PELE - TL 115KV	SEWARD to JACKSON ROAD to WILMORE JC	35610 - Overhd Conductr, Devices	Wire Fully Dressed	\$88.84	\$32.32	\$56.52
PELE Pennsylvania Electric	PELE - TL 115KV	SEWARD to JACKSON ROAD to WILMORE JC	35610 - Overhd Conductr, Devices	Wire Fully Dressed	\$179.53	\$159.23	\$20.30
PELE Pennsylvania Electric	PELE - TL 115KV	SEWARD to JACKSON ROAD to WILMORE JC	35610 - Overhd Conductr, Devices	Wire Fully Dressed	\$732.56	\$627.52	\$105.04
PELE Pennsylvania Electric	PELE - TL 115KV	SEWARD to JACKSON ROAD to WILMORE JC	35610 - Overhd Conductr, Devices	Wire Fully Dressed	\$853.15	\$495.59	\$357.56
PELE Pennsylvania Electric	PELE - TL 115KV	SEWARD to JACKSON ROAD to WILMORE JC	35610 - Overhd Conductr, Devices	Wire Fully Dressed	\$1,178.26	\$852.17	\$326.09
PELE Pennsylvania Electric	PELE - TL 115KV	SEWARD to JACKSON ROAD to WILMORE JC	35610 - Overhd Conductr, Devices	Wire Fully Dressed	\$1,422.56	\$915.16	\$507.40
PELE Pennsylvania Electric	PELE - TL 115KV	SEWARD to JACKSON ROAD to WILMORE JC	35610 - Overhd Conductr, Devices	Wire Fully Dressed	\$1,856.02	\$745.76	\$1,110.26
PELE Pennsylvania Electric	PELE - TL 115KV	SEWARD to JACKSON ROAD to WILMORE JC	35610 - Overhd Conductr, Devices	Wire Fully Dressed	\$1,937.59	\$741.81	\$1,195.78
PELE Pennsylvania Electric	PELE - TL 115KV	SEWARD to JACKSON ROAD to WILMORE JC	35610 - Overhd Conductr, Devices	Wire Fully Dressed	\$8,919.88	\$834.70	\$8,085.18
PELE Pennsylvania Electric	PELE - TL 115KV	SEWARD to JACKSON ROAD to WILMORE JC	35610 - Overhd Conductr, Devices	Wire Fully Dressed	\$380,308.88	\$188,061.56	\$192,247.32
PELE Pennsylvania Electric	PELE - TL 115KV	SEWARD to JACKSON ROAD to WILMORE JC	35610 - Overhd Conductr, Devices	Wire Fully Dressed	\$467,609.65	\$247,837.34	\$219,772.31
PELE Pennsylvania Electric	PELE - TL 115KV	SEWARD to JACKSON ROAD to WILMORE JC	35610 - Overhd Conductr, Devices	Wire Fully Dressed	\$676,916.33	\$404,202.00	\$272,714.33
		SEWARD to JACKSON ROAD to WILMORE JC Total			\$1,770,766.44	\$970,533.08	\$800,233.36
PELE Pennsylvania Electric	PELE - TL 230KV	SEWARD to JOHNSTOWN	35610 - Overhd Conductr, Devices	Insulator - transmission	\$3,484.78	\$382.11	\$3,102.67
PELE Pennsylvania Electric	PELE - TL 230KV	SEWARD to JOHNSTOWN	35610 - Overhd Conductr, Devices	Insulator - transmission	\$3,570.05	\$2,771.36	\$798.69
PELE Pennsylvania Electric	PELE - TL 230KV	SEWARD to JOHNSTOWN	35610 - Overhd Conductr, Devices	Insulator - transmission	\$3,953.47	\$565.19	\$3,388.28
PELE Pennsylvania Electric	PELE - TL 230KV	SEWARD to JOHNSTOWN	35610 - Overhd Conductr, Devices	Insulator - transmission	\$9,865.08	\$7,249.31	\$2,615.77
PELE Pennsylvania Electric	PELE - TL 230KV	SEWARD to JOHNSTOWN	35610 - Overhd Conductr, Devices	Insulator - transmission	\$40,637.61	\$3,802.77	\$36,834.84
PELE Pennsylvania Electric	PELE - TL 230KV	SEWARD to JOHNSTOWN	35610 - Overhd Conductr, Devices	Insulator - transmission	\$63,467.62	\$51,406.85	\$12,060.77
PELE Pennsylvania Electric	PELE - TL 230KV	SEWARD to JOHNSTOWN	35610 - Overhd Conductr, Devices	Non-Unitized	\$2,874.31	\$18.61	\$2,855.70
PELE Pennsylvania Electric	PELE - TL 230KV	SEWARD to JOHNSTOWN	35610 - Overhd Conductr, Devices	Wire Fully Dressed	\$3,531.09	\$1,871.51	\$1,659.58
PELE Pennsylvania Electric	PELE - TL 230KV	SEWARD to JOHNSTOWN	35610 - Overhd Conductr, Devices	Wire Fully Dressed	\$7,462.75	\$5,793.18	\$1,669.57
PELE Pennsylvania Electric	PELE - TL 230KV	SEWARD to JOHNSTOWN	35610 - Overhd Conductr, Devices	Wire Fully Dressed	\$9,481.84	\$6,967.69	\$2,514.15
PELE Pennsylvania Electric	PELE - TL 230KV	SEWARD to JOHNSTOWN	35610 - Overhd Conductr, Devices	Wire Fully Dressed	\$51,311.55	\$41,560.80	\$9,750.75
		SEWARD to JOHNSTOWN Total			\$199,640.15	\$122,389.39	\$77,250.76

Company	Major Location	Asset Location	Utility Account	Asset Retirement Unit	Book Cost	Allocated Reserve	Net Book Value
PELE Pennsylvania Electric	PELE - TL 115KV	SEWARD to TOWER 51	35610 - Overhd Conductr, Devices	Insulator - transmission	\$920.12	\$5.96	\$914.16
PELE Pennsylvania Electric	PELE - TL 115KV	SEWARD to TOWER 51	35610 - Overhd Conductr, Devices	Insulator - transmission	\$1,159.99	\$127.20	\$1,032.79
PELE Pennsylvania Electric	PELE - TL 115KV	SEWARD to TOWER 51	35610 - Overhd Conductr, Devices	Insulator - transmission	\$18,481.36	\$2,642.11	\$15,839.25
PELE Pennsylvania Electric	PELE - TL 115KV	SEWARD to TOWER 51	35610 - Overhd Conductr, Devices	Insulator - transmission	\$41,600.33	\$3,892.86	\$37,707.47
PELE Pennsylvania Electric	PELE - TL 115KV	SEWARD to TOWER 51	35610 - Overhd Conductr, Devices	Non-Unitized	(\$1.85)	(\$0.09)	(\$1.76)
PELE Pennsylvania Electric	PELE - TL 115KV	SEWARD to TOWER 51	35610 - Overhd Conductr, Devices	Non-Unitized	(\$0.02)	\$0.00	(\$0.02)
PELE Pennsylvania Electric	PELE - TL 115KV	SEWARD to TOWER 51	35610 - Overhd Conductr, Devices	Non-Unitized	\$136.72	\$0.89	\$135.83
SEWARD to TOWER 51 Total					\$62,296.65	\$6,668.92	\$55,627.73
PELE Pennsylvania Electric	PELE - TL 115KV	SHADE GAP to HILL VALLEY	35610 - Overhd Conductr, Devices	Insulator - transmission	\$40,370.15	\$32,991.90	\$7,378.25
PELE Pennsylvania Electric	PELE - TL 115KV	SHADE GAP to HILL VALLEY	35610 - Overhd Conductr, Devices	Wire Fully Dressed	\$142,627.35	\$116,560.06	\$26,067.29
SHADE GAP to HILL VALLEY Total					\$182,997.50	\$149,551.96	\$33,445.54
PELE Pennsylvania Electric	PELE - TL 115KV	SHADE GAP to ROXBURY	35610 - Overhd Conductr, Devices	Insulator - transmission	(\$1,160.70)	(\$165.93)	(\$994.77)
PELE Pennsylvania Electric	PELE - TL 115KV	SHADE GAP to ROXBURY	35610 - Overhd Conductr, Devices	Insulator - transmission	\$54.32	\$44.00	\$10.32
PELE Pennsylvania Electric	PELE - TL 115KV	SHADE GAP to ROXBURY	35610 - Overhd Conductr, Devices	Insulator - transmission	\$55.08	\$47.41	\$7.67
PELE Pennsylvania Electric	PELE - TL 115KV	SHADE GAP to ROXBURY	35610 - Overhd Conductr, Devices	Insulator - transmission	\$138.69	\$37.31	\$101.38
PELE Pennsylvania Electric	PELE - TL 115KV	SHADE GAP to ROXBURY	35610 - Overhd Conductr, Devices	Insulator - transmission	\$514.98	\$378.43	\$136.55
PELE Pennsylvania Electric	PELE - TL 115KV	SHADE GAP to ROXBURY	35610 - Overhd Conductr, Devices	Insulator - transmission	\$2,470.93	\$1,039.45	\$1,431.48
PELE Pennsylvania Electric	PELE - TL 115KV	SHADE GAP to ROXBURY	35610 - Overhd Conductr, Devices	Insulator - transmission	\$28,791.93	\$24,892.91	\$3,899.02
PELE Pennsylvania Electric	PELE - TL 115KV	SHADE GAP to ROXBURY	35610 - Overhd Conductr, Devices	Insulator - transmission	\$37,911.22	\$2,953.95	\$34,957.27
PELE Pennsylvania Electric	PELE - TL 115KV	SHADE GAP to ROXBURY	35610 - Overhd Conductr, Devices	Insulator - transmission	\$869,614.53	\$95,355.61	\$774,258.92
PELE Pennsylvania Electric	PELE - TL 115KV	SHADE GAP to ROXBURY	35610 - Overhd Conductr, Devices	Non-Unitized	\$0.38	\$0.00	\$0.38
PELE Pennsylvania Electric	PELE - TL 115KV	SHADE GAP to ROXBURY	35610 - Overhd Conductr, Devices	Wire Fully Dressed	\$54.33	\$44.01	\$10.32
PELE Pennsylvania Electric	PELE - TL 115KV	SHADE GAP to ROXBURY	35610 - Overhd Conductr, Devices	Wire Fully Dressed	\$55.09	\$47.42	\$7.67
PELE Pennsylvania Electric	PELE - TL 115KV	SHADE GAP to ROXBURY	35610 - Overhd Conductr, Devices	Wire Fully Dressed	\$138.70	\$37.31	\$101.39
PELE Pennsylvania Electric	PELE - TL 115KV	SHADE GAP to ROXBURY	35610 - Overhd Conductr, Devices	Wire Fully Dressed	\$1,456.92	\$1,070.61	\$386.31
PELE Pennsylvania Electric	PELE - TL 115KV	SHADE GAP to ROXBURY	35610 - Overhd Conductr, Devices	Wire Fully Dressed	\$2,470.93	\$1,039.45	\$1,431.48
PELE Pennsylvania Electric	PELE - TL 115KV	SHADE GAP to ROXBURY	35610 - Overhd Conductr, Devices	Wire Fully Dressed	\$3,565.14	\$277.79	\$3,287.35
PELE Pennsylvania Electric	PELE - TL 115KV	SHADE GAP to ROXBURY	35610 - Overhd Conductr, Devices	Wire Fully Dressed	\$102,710.68	\$88,801.54	\$13,909.14
PELE Pennsylvania Electric	PELE - TL 115KV	SHADE GAP to ROXBURY	35610 - Overhd Conductr, Devices	Wire Fully Dressed	\$330,377.09	\$82,701.24	\$247,675.85
SHADE GAP to ROXBURY Total					\$1,379,220.24	\$298,602.51	\$1,080,617.73
PELE Pennsylvania Electric	PELE - TL 115KV	SHAWVILLE to DUBOIS	35610 - Overhd Conductr, Devices	Insulator - transmission	\$36,371.28	\$2,833.96	\$33,537.32
PELE Pennsylvania Electric	PELE - TL 115KV	SHAWVILLE to DUBOIS	35610 - Overhd Conductr, Devices	Insulator - transmission	\$143,787.55	\$9,014.28	\$134,773.27
PELE Pennsylvania Electric	PELE - TL 115KV	SHAWVILLE to DUBOIS	35610 - Overhd Conductr, Devices	Wire Fully Dressed	\$8,243.86	\$516.82	\$7,727.04
PELE Pennsylvania Electric	PELE - TL 115KV	SHAWVILLE to DUBOIS	35610 - Overhd Conductr, Devices	Wire Fully Dressed	\$19,480.55	\$1,517.87	\$17,962.68
SHAWVILLE to DUBOIS Total					\$207,883.24	\$13,882.93	\$194,000.31
PELE Pennsylvania Electric	PELE - TL 230KV	SHAWVILLE to EAST TOWANDA	35610 - Overhd Conductr, Devices	Grounding (Towers & Static Wire)	\$3,380.51	\$113.63	\$3,266.88
PELE Pennsylvania Electric	PELE - TL 230KV	SHAWVILLE to EAST TOWANDA	35610 - Overhd Conductr, Devices	Grounding (Towers & Static Wire)	\$15,800.94	\$102.26	\$15,698.68
PELE Pennsylvania Electric	PELE - TL 230KV	SHAWVILLE to EAST TOWANDA	35610 - Overhd Conductr, Devices	Insulator - transmission	\$65.88	\$7.22	\$58.66
PELE Pennsylvania Electric	PELE - TL 230KV	SHAWVILLE to EAST TOWANDA	35610 - Overhd Conductr, Devices	Insulator - transmission	\$595.70	\$75.13	\$520.57
PELE Pennsylvania Electric	PELE - TL 230KV	SHAWVILLE to EAST TOWANDA	35610 - Overhd Conductr, Devices	Insulator - transmission	\$750.56	\$107.30	\$643.26
PELE Pennsylvania Electric	PELE - TL 230KV	SHAWVILLE to EAST TOWANDA	35610 - Overhd Conductr, Devices	Insulator - transmission	\$1,304.60	\$668.47	\$636.13
PELE Pennsylvania Electric	PELE - TL 230KV	SHAWVILLE to EAST TOWANDA	35610 - Overhd Conductr, Devices	Insulator - transmission	\$1,690.17	\$1,201.95	\$488.22
PELE Pennsylvania Electric	PELE - TL 230KV	SHAWVILLE to EAST TOWANDA	35610 - Overhd Conductr, Devices	Insulator - transmission	\$1,836.77	\$1,389.62	\$447.15
PELE Pennsylvania Electric	PELE - TL 230KV	SHAWVILLE to EAST TOWANDA	35610 - Overhd Conductr, Devices	Insulator - transmission	\$2,719.36	\$1,441.29	\$1,278.07
PELE Pennsylvania Electric	PELE - TL 230KV	SHAWVILLE to EAST TOWANDA	35610 - Overhd Conductr, Devices	Insulator - transmission	\$4,543.56	\$2,988.93	\$1,554.63
PELE Pennsylvania Electric	PELE - TL 230KV	SHAWVILLE to EAST TOWANDA	35610 - Overhd Conductr, Devices	Insulator - transmission	\$8,981.68	\$7,205.49	\$1,776.19
PELE Pennsylvania Electric	PELE - TL 230KV	SHAWVILLE to EAST TOWANDA	35610 - Overhd Conductr, Devices	Insulator - transmission	\$12,850.65	\$431.97	\$12,418.68
PELE Pennsylvania Electric	PELE - TL 230KV	SHAWVILLE to EAST TOWANDA	35610 - Overhd Conductr, Devices	Insulator - transmission	\$38,974.93	\$252.23	\$38,722.70
PELE Pennsylvania Electric	PELE - TL 230KV	SHAWVILLE to EAST TOWANDA	35610 - Overhd Conductr, Devices	Insulator - transmission	\$170,310.54	\$45,813.71	\$124,496.83
PELE Pennsylvania Electric	PELE - TL 230KV	SHAWVILLE to EAST TOWANDA	35610 - Overhd Conductr, Devices	Insulator - transmission	\$388,532.23	\$324,995.73	\$63,536.50
PELE Pennsylvania Electric	PELE - TL 230KV	SHAWVILLE to EAST TOWANDA	35610 - Overhd Conductr, Devices	Insulator - transmission	\$593,991.42	\$493,295.53	\$100,695.89
PELE Pennsylvania Electric	PELE - TL 230KV	SHAWVILLE to EAST TOWANDA	35610 - Overhd Conductr, Devices	Non-Unitized	\$1,543.06	\$9.98	\$1,533.08
PELE Pennsylvania Electric	PELE - TL 230KV	SHAWVILLE to EAST TOWANDA	35610 - Overhd Conductr, Devices	Non-Unitized	\$77,583.33	\$2,607.94	\$74,975.39
PELE Pennsylvania Electric	PELE - TL 230KV	SHAWVILLE to EAST TOWANDA	35610 - Overhd Conductr, Devices	Wire Fully Dressed	\$155.17	\$56.45	\$98.72

Company	Major Location	Asset Location	Utility Account	Asset Retirement Unit	Book Cost	Allocated Reserve	Net Book Value
PELE Pennsylvania Electric	PELE - TL 230KV	SHAWVILLE to EAST TOWANDA	35610 - Overhd Conductr, Devices	Wire Fully Dressed	\$1,304.61	\$668.48	\$636.13
PELE Pennsylvania Electric	PELE - TL 230KV	SHAWVILLE to EAST TOWANDA	35610 - Overhd Conductr, Devices	Wire Fully Dressed	\$2,509.77	\$84.37	\$2,425.40
PELE Pennsylvania Electric	PELE - TL 230KV	SHAWVILLE to EAST TOWANDA	35610 - Overhd Conductr, Devices	Wire Fully Dressed	\$2,719.36	\$1,441.29	\$1,278.07
PELE Pennsylvania Electric	PELE - TL 230KV	SHAWVILLE to EAST TOWANDA	35610 - Overhd Conductr, Devices	Wire Fully Dressed	\$4,543.57	\$2,988.94	\$1,554.63
PELE Pennsylvania Electric	PELE - TL 230KV	SHAWVILLE to EAST TOWANDA	35610 - Overhd Conductr, Devices	Wire Fully Dressed	\$8,844.70	\$6,289.84	\$2,554.86
PELE Pennsylvania Electric	PELE - TL 230KV	SHAWVILLE to EAST TOWANDA	35610 - Overhd Conductr, Devices	Wire Fully Dressed	\$8,981.69	\$7,205.50	\$1,776.19
PELE Pennsylvania Electric	PELE - TL 230KV	SHAWVILLE to EAST TOWANDA	35610 - Overhd Conductr, Devices	Wire Fully Dressed	\$9,468.67	\$7,163.55	\$2,305.12
PELE Pennsylvania Electric	PELE - TL 230KV	SHAWVILLE to EAST TOWANDA	35610 - Overhd Conductr, Devices	Wire Fully Dressed	\$113,178.96	\$30,445.25	\$82,733.71
PELE Pennsylvania Electric	PELE - TL 230KV	SHAWVILLE to EAST TOWANDA	35610 - Overhd Conductr, Devices	Wire Fully Dressed	\$473,557.12	\$393,277.75	\$80,279.37
PELE Pennsylvania Electric	PELE - TL 230KV	SHAWVILLE to EAST TOWANDA	35610 - Overhd Conductr, Devices	Wire Fully Dressed	\$482,472.09	\$403,573.64	\$78,898.45
SHAWVILLE to EAST TOWANDA Total					\$2,433,191.60	\$1,735,903.44	\$697,288.16
PELE Pennsylvania Electric	PELE - TL 230KV	SHAWVILLE to ELKO WEST PENN PC 23	35610 - Overhd Conductr, Devices	Grounding (Towers & Static Wire)	\$29,562.04	\$191.31	\$29,370.73
PELE Pennsylvania Electric	PELE - TL 230KV	SHAWVILLE to ELKO WEST PENN PC 23	35610 - Overhd Conductr, Devices	Insulator - transmission	\$339.03	\$279.38	\$59.65
PELE Pennsylvania Electric	PELE - TL 230KV	SHAWVILLE to ELKO WEST PENN PC 23	35610 - Overhd Conductr, Devices	Insulator - transmission	\$3,449.58	\$378.26	\$3,071.32
PELE Pennsylvania Electric	PELE - TL 230KV	SHAWVILLE to ELKO WEST PENN PC 23	35610 - Overhd Conductr, Devices	Insulator - transmission	\$23,246.85	\$150.44	\$23,096.41
PELE Pennsylvania Electric	PELE - TL 230KV	SHAWVILLE to ELKO WEST PENN PC 23	35610 - Overhd Conductr, Devices	Insulator - transmission	\$33,061.80	\$25,013.02	\$8,048.78
PELE Pennsylvania Electric	PELE - TL 230KV	SHAWVILLE to ELKO WEST PENN PC 23	35610 - Overhd Conductr, Devices	Insulator - transmission	\$33,389.49	\$17,108.63	\$16,280.86
PELE Pennsylvania Electric	PELE - TL 230KV	SHAWVILLE to ELKO WEST PENN PC 23	35610 - Overhd Conductr, Devices	Insulator - transmission	\$54,959.72	\$7,857.09	\$47,102.63
PELE Pennsylvania Electric	PELE - TL 230KV	SHAWVILLE to ELKO WEST PENN PC 23	35610 - Overhd Conductr, Devices	Insulator - transmission	\$210,753.90	\$177,469.16	\$33,284.74
PELE Pennsylvania Electric	PELE - TL 230KV	SHAWVILLE to ELKO WEST PENN PC 23	35610 - Overhd Conductr, Devices	Non-Unitized	(\$5.49)	(\$0.26)	(\$5.23)
PELE Pennsylvania Electric	PELE - TL 230KV	SHAWVILLE to ELKO WEST PENN PC 23	35610 - Overhd Conductr, Devices	Non-Unitized	(\$0.08)	\$0.00	(\$0.08)
PELE Pennsylvania Electric	PELE - TL 230KV	SHAWVILLE to ELKO WEST PENN PC 23	35610 - Overhd Conductr, Devices	Non-Unitized	\$22,934.40	\$148.42	\$22,785.98
PELE Pennsylvania Electric	PELE - TL 230KV	SHAWVILLE to ELKO WEST PENN PC 23	35610 - Overhd Conductr, Devices	Wire Fully Dressed	\$339.04	\$279.39	\$59.65
PELE Pennsylvania Electric	PELE - TL 230KV	SHAWVILLE to ELKO WEST PENN PC 23	35610 - Overhd Conductr, Devices	Wire Fully Dressed	\$3,989.96	\$1,603.19	\$2,386.77
PELE Pennsylvania Electric	PELE - TL 230KV	SHAWVILLE to ELKO WEST PENN PC 23	35610 - Overhd Conductr, Devices	Wire Fully Dressed	\$28,575.16	\$14,641.78	\$13,933.38
PELE Pennsylvania Electric	PELE - TL 230KV	SHAWVILLE to ELKO WEST PENN PC 23	35610 - Overhd Conductr, Devices	Wire Fully Dressed	\$65,407.69	\$49,484.41	\$15,923.28
PELE Pennsylvania Electric	PELE - TL 230KV	SHAWVILLE to ELKO WEST PENN PC 23	35610 - Overhd Conductr, Devices	Wire Fully Dressed	\$215,790.67	\$181,710.46	\$34,080.21
SHAWVILLE to ELKO WEST PENN PC 23 Total					\$725,793.76	\$476,314.69	\$249,479.07
PELE Pennsylvania Electric	PELE - TL 115KV	SHAWVILLE to MADERA	35610 - Overhd Conductr, Devices	Insulator - transmission	\$150.99	\$126.30	\$24.69
PELE Pennsylvania Electric	PELE - TL 115KV	SHAWVILLE to MADERA	35610 - Overhd Conductr, Devices	Insulator - transmission	\$395.22	\$328.22	\$67.00
PELE Pennsylvania Electric	PELE - TL 115KV	SHAWVILLE to MADERA	35610 - Overhd Conductr, Devices	Insulator - transmission	\$1,661.97	\$1,274.18	\$387.79
PELE Pennsylvania Electric	PELE - TL 115KV	SHAWVILLE to MADERA	35610 - Overhd Conductr, Devices	Insulator - transmission	\$8,090.41	\$2,176.33	\$5,914.08
PELE Pennsylvania Electric	PELE - TL 115KV	SHAWVILLE to MADERA	35610 - Overhd Conductr, Devices	Insulator - transmission	\$49,771.41	\$39,521.69	\$10,249.72
PELE Pennsylvania Electric	PELE - TL 115KV	SHAWVILLE to MADERA	35610 - Overhd Conductr, Devices	Insulator - transmission	\$55,619.96	\$4,333.76	\$51,286.20
PELE Pennsylvania Electric	PELE - TL 115KV	SHAWVILLE to MADERA	35610 - Overhd Conductr, Devices	Non-Unitized	\$81,658.92	\$528.45	\$81,130.47
PELE Pennsylvania Electric	PELE - TL 115KV	SHAWVILLE to MADERA	35610 - Overhd Conductr, Devices	Wire Fully Dressed	\$150.99	\$126.30	\$24.69
PELE Pennsylvania Electric	PELE - TL 115KV	SHAWVILLE to MADERA	35610 - Overhd Conductr, Devices	Wire Fully Dressed	\$395.22	\$328.22	\$67.00
PELE Pennsylvania Electric	PELE - TL 115KV	SHAWVILLE to MADERA	35610 - Overhd Conductr, Devices	Wire Fully Dressed	\$31,064.68	\$23,816.19	\$7,248.49
PELE Pennsylvania Electric	PELE - TL 115KV	SHAWVILLE to MADERA	35610 - Overhd Conductr, Devices	Wire Fully Dressed	\$70,783.46	\$19,040.82	\$51,742.64
PELE Pennsylvania Electric	PELE - TL 115KV	SHAWVILLE to MADERA	35610 - Overhd Conductr, Devices	Wire Fully Dressed	\$122,787.69	\$9,567.31	\$113,220.38
PELE Pennsylvania Electric	PELE - TL 115KV	SHAWVILLE to MADERA	35610 - Overhd Conductr, Devices	Wire Fully Dressed	\$167,644.00	\$133,120.09	\$34,523.91
SHAWVILLE to MADERA Total					\$590,174.92	\$234,287.86	\$355,887.06
PELE Pennsylvania Electric	PELE - TL 230KV	SHAWVILLE to MOSHANNON	35610 - Overhd Conductr, Devices	Insulator - transmission	\$2,719.36	\$1,441.29	\$1,278.07
PELE Pennsylvania Electric	PELE - TL 230KV	SHAWVILLE to MOSHANNON	35610 - Overhd Conductr, Devices	Insulator - transmission	\$62,097.37	\$51,942.62	\$10,154.75
PELE Pennsylvania Electric	PELE - TL 230KV	SHAWVILLE to MOSHANNON	35610 - Overhd Conductr, Devices	Non-Unitized	(\$13,610.46)	(\$1,273.64)	(\$12,336.82)
PELE Pennsylvania Electric	PELE - TL 230KV	SHAWVILLE to MOSHANNON	35610 - Overhd Conductr, Devices	Non-Unitized	\$13,610.46	\$1,492.42	\$12,118.04
PELE Pennsylvania Electric	PELE - TL 230KV	SHAWVILLE to MOSHANNON	35610 - Overhd Conductr, Devices	Non-Unitized	\$68,306.38	\$442.04	\$67,864.34
PELE Pennsylvania Electric	PELE - TL 230KV	SHAWVILLE to MOSHANNON	35610 - Overhd Conductr, Devices	Wire Fully Dressed	\$218.05	\$91.73	\$126.32
PELE Pennsylvania Electric	PELE - TL 230KV	SHAWVILLE to MOSHANNON	35610 - Overhd Conductr, Devices	Wire Fully Dressed	\$2,719.37	\$1,441.29	\$1,278.08
PELE Pennsylvania Electric	PELE - TL 230KV	SHAWVILLE to MOSHANNON	35610 - Overhd Conductr, Devices	Wire Fully Dressed	\$62,097.38	\$51,942.63	\$10,154.75
SHAWVILLE to MOSHANNON Total					\$198,157.91	\$107,520.37	\$90,637.54
PELE Pennsylvania Electric	PELE - TL 115KV	SHAWVILLE to PHILIPSBURG	35610 - Overhd Conductr, Devices	Insulator - transmission	\$368.68	\$292.76	\$75.92
PELE Pennsylvania Electric	PELE - TL 115KV	SHAWVILLE to PHILIPSBURG	35610 - Overhd Conductr, Devices	Insulator - transmission	\$378.43	\$378.43	\$136.55
PELE Pennsylvania Electric	PELE - TL 115KV	SHAWVILLE to PHILIPSBURG	35610 - Overhd Conductr, Devices	Insulator - transmission	\$33,145.83	\$28,657.20	\$4,488.63

Company	Major Location	Asset Location	Utility Account	Asset Retirement Unit	Book Cost	Allocated Reserve	Net Book Value
PELE Pennsylvania Electric	PELE - TL 115KV	SHAWVILLE to PHILIPSBURG	35610 - Overhd Conductr, Devices	Non-Unitized	\$656.40	\$4.25	\$652.15
PELE Pennsylvania Electric	PELE - TL 115KV	SHAWVILLE to PHILIPSBURG	35610 - Overhd Conductr, Devices	Wire Fully Dressed	\$19.50	\$14.76	\$4.74
PELE Pennsylvania Electric	PELE - TL 115KV	SHAWVILLE to PHILIPSBURG	35610 - Overhd Conductr, Devices	Wire Fully Dressed	\$373.41	\$296.51	\$76.90
PELE Pennsylvania Electric	PELE - TL 115KV	SHAWVILLE to PHILIPSBURG	35610 - Overhd Conductr, Devices	Wire Fully Dressed	\$662.26	\$486.66	\$175.60
PELE Pennsylvania Electric	PELE - TL 115KV	SHAWVILLE to PHILIPSBURG	35610 - Overhd Conductr, Devices	Wire Fully Dressed	\$80,532.70	\$69,626.91	\$10,905.79
		SHAWVILLE to PHILIPSBURG Total			\$116,273.76	\$99,757.47	\$16,516.29
PELE Pennsylvania Electric	PELE - TL 115KV	SHAWVILLE to ROCKTON MT to DUBOIS-11	35610 - Overhd Conductr, Devices	Insulator - transmission	\$666.58	\$387.21	\$279.37
PELE Pennsylvania Electric	PELE - TL 115KV	SHAWVILLE to ROCKTON MT to DUBOIS-11	35610 - Overhd Conductr, Devices	Insulator - transmission	\$1,038.44	\$130.97	\$907.47
PELE Pennsylvania Electric	PELE - TL 115KV	SHAWVILLE to ROCKTON MT to DUBOIS-11	35610 - Overhd Conductr, Devices	Insulator - transmission	\$1,319.32	\$144.67	\$1,174.65
PELE Pennsylvania Electric	PELE - TL 115KV	SHAWVILLE to ROCKTON MT to DUBOIS-11	35610 - Overhd Conductr, Devices	Insulator - transmission	\$1,372.89	\$1,052.55	\$320.34
PELE Pennsylvania Electric	PELE - TL 115KV	SHAWVILLE to ROCKTON MT to DUBOIS-11	35610 - Overhd Conductr, Devices	Insulator - transmission	\$2,272.76	\$1,719.46	\$553.30
PELE Pennsylvania Electric	PELE - TL 115KV	SHAWVILLE to ROCKTON MT to DUBOIS-11	35610 - Overhd Conductr, Devices	Insulator - transmission	\$3,172.15	\$2,174.37	\$997.78
PELE Pennsylvania Electric	PELE - TL 115KV	SHAWVILLE to ROCKTON MT to DUBOIS-11	35610 - Overhd Conductr, Devices	Insulator - transmission	\$3,311.03	\$2,629.17	\$681.86
PELE Pennsylvania Electric	PELE - TL 115KV	SHAWVILLE to ROCKTON MT to DUBOIS-11	35610 - Overhd Conductr, Devices	Insulator - transmission	\$43,679.46	\$37,764.36	\$5,915.10
PELE Pennsylvania Electric	PELE - TL 115KV	SHAWVILLE to ROCKTON MT to DUBOIS-11	35610 - Overhd Conductr, Devices	Insulator - transmission	\$85,251.53	\$12,187.64	\$73,063.89
PELE Pennsylvania Electric	PELE - TL 115KV	SHAWVILLE to ROCKTON MT to DUBOIS-11	35610 - Overhd Conductr, Devices	Non-Unitized	(\$2.72)	(\$0.13)	(\$2.59)
PELE Pennsylvania Electric	PELE - TL 115KV	SHAWVILLE to ROCKTON MT to DUBOIS-11	35610 - Overhd Conductr, Devices	Non-Unitized	(\$0.03)	\$0.00	(\$0.03)
PELE Pennsylvania Electric	PELE - TL 115KV	SHAWVILLE to ROCKTON MT to DUBOIS-11	35610 - Overhd Conductr, Devices	Non-Unitized	\$2,285.26	\$109.50	\$2,175.76
PELE Pennsylvania Electric	PELE - TL 115KV	SHAWVILLE to ROCKTON MT to DUBOIS-11	35610 - Overhd Conductr, Devices	Wire Fully Dressed	\$302.43	\$38.14	\$264.29
PELE Pennsylvania Electric	PELE - TL 115KV	SHAWVILLE to ROCKTON MT to DUBOIS-11	35610 - Overhd Conductr, Devices	Wire Fully Dressed	\$384.24	\$42.14	\$342.10
PELE Pennsylvania Electric	PELE - TL 115KV	SHAWVILLE to ROCKTON MT to DUBOIS-11	35610 - Overhd Conductr, Devices	Wire Fully Dressed	\$666.59	\$387.22	\$279.37
PELE Pennsylvania Electric	PELE - TL 115KV	SHAWVILLE to ROCKTON MT to DUBOIS-11	35610 - Overhd Conductr, Devices	Wire Fully Dressed	\$977.00	\$758.42	\$218.58
PELE Pennsylvania Electric	PELE - TL 115KV	SHAWVILLE to ROCKTON MT to DUBOIS-11	35610 - Overhd Conductr, Devices	Wire Fully Dressed	\$1,372.90	\$1,052.56	\$320.34
PELE Pennsylvania Electric	PELE - TL 115KV	SHAWVILLE to ROCKTON MT to DUBOIS-11	35610 - Overhd Conductr, Devices	Wire Fully Dressed	\$2,272.77	\$1,719.47	\$553.30
PELE Pennsylvania Electric	PELE - TL 115KV	SHAWVILLE to ROCKTON MT to DUBOIS-11	35610 - Overhd Conductr, Devices	Wire Fully Dressed	\$3,172.16	\$2,174.38	\$997.78
PELE Pennsylvania Electric	PELE - TL 115KV	SHAWVILLE to ROCKTON MT to DUBOIS-11	35610 - Overhd Conductr, Devices	Wire Fully Dressed	\$3,311.03	\$2,629.17	\$681.86
PELE Pennsylvania Electric	PELE - TL 115KV	SHAWVILLE to ROCKTON MT to DUBOIS-11	35610 - Overhd Conductr, Devices	Wire Fully Dressed	\$5,114.39	\$478.59	\$4,635.80
PELE Pennsylvania Electric	PELE - TL 115KV	SHAWVILLE to ROCKTON MT to DUBOIS-11	35610 - Overhd Conductr, Devices	Wire Fully Dressed	\$5,819.33	\$831.94	\$4,987.39
PELE Pennsylvania Electric	PELE - TL 115KV	SHAWVILLE to ROCKTON MT to DUBOIS-11	35610 - Overhd Conductr, Devices	Wire Fully Dressed	\$115,849.53	\$100,161.12	\$15,688.41
		SHAWVILLE to ROCKTON MT to DUBOIS-11 Total			\$283,609.04	\$168,572.92	\$115,036.12
PELE Pennsylvania Electric	PELE - TL 230KV	SHAWVILLE to SHINGLETOWN	35610 - Overhd Conductr, Devices	Grounding (Towers & Static Wire)	\$17,852.02	\$115.52	\$17,736.50
PELE Pennsylvania Electric	PELE - TL 230KV	SHAWVILLE to SHINGLETOWN	35610 - Overhd Conductr, Devices	Insulator - transmission	\$293.27	\$243.55	\$49.72
PELE Pennsylvania Electric	PELE - TL 230KV	SHAWVILLE to SHINGLETOWN	35610 - Overhd Conductr, Devices	Insulator - transmission	\$2,207.57	\$1,788.07	\$419.50
PELE Pennsylvania Electric	PELE - TL 230KV	SHAWVILLE to SHINGLETOWN	35610 - Overhd Conductr, Devices	Insulator - transmission	\$7,215.21	\$791.17	\$6,424.04
PELE Pennsylvania Electric	PELE - TL 230KV	SHAWVILLE to SHINGLETOWN	35610 - Overhd Conductr, Devices	Insulator - transmission	\$8,185.62	\$1,170.22	\$7,015.40
PELE Pennsylvania Electric	PELE - TL 230KV	SHAWVILLE to SHINGLETOWN	35610 - Overhd Conductr, Devices	Insulator - transmission	\$54,826.13	\$44,805.83	\$10,020.30
PELE Pennsylvania Electric	PELE - TL 230KV	SHAWVILLE to SHINGLETOWN	35610 - Overhd Conductr, Devices	Insulator - transmission	\$82,266.46	\$70,469.97	\$11,796.49
PELE Pennsylvania Electric	PELE - TL 230KV	SHAWVILLE to SHINGLETOWN	35610 - Overhd Conductr, Devices	Insulator - transmission	\$136,008.21	\$880.17	\$135,128.04
PELE Pennsylvania Electric	PELE - TL 230KV	SHAWVILLE to SHINGLETOWN	35610 - Overhd Conductr, Devices	Non-Unitized	(\$17.80)	(\$0.12)	(\$17.68)
PELE Pennsylvania Electric	PELE - TL 230KV	SHAWVILLE to SHINGLETOWN	35610 - Overhd Conductr, Devices	Wire Fully Dressed	\$293.28	\$243.56	\$49.72
PELE Pennsylvania Electric	PELE - TL 230KV	SHAWVILLE to SHINGLETOWN	35610 - Overhd Conductr, Devices	Wire Fully Dressed	\$7,015.18	\$45.40	\$6,969.78
PELE Pennsylvania Electric	PELE - TL 230KV	SHAWVILLE to SHINGLETOWN	35610 - Overhd Conductr, Devices	Wire Fully Dressed	\$7,183.30	\$5,818.26	\$1,365.04
PELE Pennsylvania Electric	PELE - TL 230KV	SHAWVILLE to SHINGLETOWN	35610 - Overhd Conductr, Devices	Wire Fully Dressed	\$54,826.14	\$44,805.83	\$10,020.31
PELE Pennsylvania Electric	PELE - TL 230KV	SHAWVILLE to SHINGLETOWN	35610 - Overhd Conductr, Devices	Wire Fully Dressed	\$150,171.41	\$37,591.47	\$112,579.94
PELE Pennsylvania Electric	PELE - TL 230KV	SHAWVILLE to SHINGLETOWN	35610 - Overhd Conductr, Devices	Wire Fully Dressed	\$399,966.83	\$342,614.13	\$57,352.70
		SHAWVILLE to SHINGLETOWN Total			\$928,292.83	\$551,383.05	\$376,909.78
PELE Pennsylvania Electric	PELE - TL 230KV	SHINGLETOWN to LEWISTOWN	35610 - Overhd Conductr, Devices	Grounding (Towers & Static Wire)	\$24,206.19	\$156.65	\$24,049.54
PELE Pennsylvania Electric	PELE - TL 230KV	SHINGLETOWN to LEWISTOWN	35610 - Overhd Conductr, Devices	Insulator - transmission	\$11,819.09	\$740.96	\$11,078.13
PELE Pennsylvania Electric	PELE - TL 230KV	SHINGLETOWN to LEWISTOWN	35610 - Overhd Conductr, Devices	Insulator - transmission	\$26,340.42	\$5,624.16	\$20,716.26
PELE Pennsylvania Electric	PELE - TL 230KV	SHINGLETOWN to LEWISTOWN	35610 - Overhd Conductr, Devices	Insulator - transmission	\$43,875.44	\$37,583.98	\$6,291.46
PELE Pennsylvania Electric	PELE - TL 230KV	SHINGLETOWN to LEWISTOWN	35610 - Overhd Conductr, Devices	Insulator - transmission	\$65,020.17	\$6,084.43	\$58,935.74
PELE Pennsylvania Electric	PELE - TL 230KV	SHINGLETOWN to LEWISTOWN	35610 - Overhd Conductr, Devices	Insulator - transmission	\$66,778.98	\$49,072.25	\$17,706.73
PELE Pennsylvania Electric	PELE - TL 230KV	SHINGLETOWN to LEWISTOWN	35610 - Overhd Conductr, Devices	Insulator - transmission	\$97,096.72	\$628.36	\$96,468.36
PELE Pennsylvania Electric	PELE - TL 230KV	SHINGLETOWN to LEWISTOWN	35610 - Overhd Conductr, Devices	Non-Unitized	\$15,601.85	\$100.96	\$15,500.89

Company	Major Location	Asset Location	Utility Account	Asset Retirement Unit	Book Cost	Allocated Reserve	Net Book Value
PELE Pennsylvania Electric	PELE - TL 230KV	SHINGLETOWN to LEWISTOWN	35610 - Overhd Conductr, Devices	Wire Fully Dressed	\$3,318.65	\$21.48	\$3,297.17
PELE Pennsylvania Electric	PELE - TL 230KV	SHINGLETOWN to LEWISTOWN	35610 - Overhd Conductr, Devices	Wire Fully Dressed	\$14,639.30	\$11,497.86	\$3,141.44
PELE Pennsylvania Electric	PELE - TL 230KV	SHINGLETOWN to LEWISTOWN	35610 - Overhd Conductr, Devices	Wire Fully Dressed	\$26,340.42	\$5,624.16	\$20,716.26
PELE Pennsylvania Electric	PELE - TL 230KV	SHINGLETOWN to LEWISTOWN	35610 - Overhd Conductr, Devices	Wire Fully Dressed	\$76,949.28	\$56,545.85	\$20,403.43
PELE Pennsylvania Electric	PELE - TL 230KV	SHINGLETOWN to LEWISTOWN	35610 - Overhd Conductr, Devices	Wire Fully Dressed	\$229,628.85	\$196,701.53	\$32,927.32
		SHINGLETOWN to LEWISTOWN Total			\$701,615.36	\$370,382.63	\$331,232.73
PELE Pennsylvania Electric	PELE - TL 115KV	SNAKE SPRING to BEDFORD NORTH	35610 - Overhd Conductr, Devices	Insulator - transmission	\$1,002.22	\$421.60	\$580.62
PELE Pennsylvania Electric	PELE - TL 115KV	SNAKE SPRING to BEDFORD NORTH	35610 - Overhd Conductr, Devices	Insulator - transmission	\$3,091.47	\$1,065.89	\$2,025.58
PELE Pennsylvania Electric	PELE - TL 115KV	SNAKE SPRING to BEDFORD NORTH	35610 - Overhd Conductr, Devices	Insulator - transmission	\$8,222.61	\$901.63	\$7,320.98
PELE Pennsylvania Electric	PELE - TL 115KV	SNAKE SPRING to BEDFORD NORTH	35610 - Overhd Conductr, Devices	Insulator - transmission	\$11,202.88	\$1,048.34	\$10,154.54
PELE Pennsylvania Electric	PELE - TL 115KV	SNAKE SPRING to BEDFORD NORTH	35610 - Overhd Conductr, Devices	Insulator - transmission	\$18,299.26	\$14,680.45	\$3,618.81
PELE Pennsylvania Electric	PELE - TL 115KV	SNAKE SPRING to BEDFORD NORTH	35610 - Overhd Conductr, Devices	Wire Fully Dressed	\$1,002.23	\$421.61	\$580.62
PELE Pennsylvania Electric	PELE - TL 115KV	SNAKE SPRING to BEDFORD NORTH	35610 - Overhd Conductr, Devices	Wire Fully Dressed	\$3,091.47	\$1,065.89	\$2,025.58
PELE Pennsylvania Electric	PELE - TL 115KV	SNAKE SPRING to BEDFORD NORTH	35610 - Overhd Conductr, Devices	Wire Fully Dressed	\$45,089.95	\$36,173.09	\$8,916.86
		SNAKE SPRING to BEDFORD NORTH Total			\$91,002.09	\$55,778.52	\$35,223.57
PELE Pennsylvania Electric	PELE - TL 115KV	SOMERSET to DEEP CREEK LINE	35610 - Overhd Conductr, Devices	Insulator - transmission	\$158.00	\$140.14	\$17.86
PELE Pennsylvania Electric	PELE - TL 115KV	SOMERSET to DEEP CREEK LINE	35610 - Overhd Conductr, Devices	Insulator - transmission	\$175.45	\$147.74	\$27.71
PELE Pennsylvania Electric	PELE - TL 115KV	SOMERSET to DEEP CREEK LINE	35610 - Overhd Conductr, Devices	Insulator - transmission	\$261.96	\$195.41	\$66.55
PELE Pennsylvania Electric	PELE - TL 115KV	SOMERSET to DEEP CREEK LINE	35610 - Overhd Conductr, Devices	Insulator - transmission	\$328.50	\$263.54	\$64.96
PELE Pennsylvania Electric	PELE - TL 115KV	SOMERSET to DEEP CREEK LINE	35610 - Overhd Conductr, Devices	Insulator - transmission	\$354.06	\$299.99	\$54.07
PELE Pennsylvania Electric	PELE - TL 115KV	SOMERSET to DEEP CREEK LINE	35610 - Overhd Conductr, Devices	Insulator - transmission	\$446.31	\$361.50	\$84.81
PELE Pennsylvania Electric	PELE - TL 115KV	SOMERSET to DEEP CREEK LINE	35610 - Overhd Conductr, Devices	Insulator - transmission	\$573.11	\$472.29	\$100.82
PELE Pennsylvania Electric	PELE - TL 115KV	SOMERSET to DEEP CREEK LINE	35610 - Overhd Conductr, Devices	Insulator - transmission	\$1,202.34	\$998.52	\$203.82
PELE Pennsylvania Electric	PELE - TL 115KV	SOMERSET to DEEP CREEK LINE	35610 - Overhd Conductr, Devices	Insulator - transmission	\$1,555.58	\$145.57	\$1,410.01
PELE Pennsylvania Electric	PELE - TL 115KV	SOMERSET to DEEP CREEK LINE	35610 - Overhd Conductr, Devices	Insulator - transmission	\$1,713.44	\$1,433.24	\$280.20
PELE Pennsylvania Electric	PELE - TL 115KV	SOMERSET to DEEP CREEK LINE	35610 - Overhd Conductr, Devices	Insulator - transmission	\$4,053.36	\$444.46	\$3,608.90
PELE Pennsylvania Electric	PELE - TL 115KV	SOMERSET to DEEP CREEK LINE	35610 - Overhd Conductr, Devices	Insulator - transmission	\$10,893.53	\$6,328.01	\$4,565.52
PELE Pennsylvania Electric	PELE - TL 115KV	SOMERSET to DEEP CREEK LINE	35610 - Overhd Conductr, Devices	Insulator - transmission	\$12,637.06	\$984.65	\$11,652.41
PELE Pennsylvania Electric	PELE - TL 115KV	SOMERSET to DEEP CREEK LINE	35610 - Overhd Conductr, Devices	Insulator - transmission	\$115,089.02	\$83,237.64	\$31,851.38
PELE Pennsylvania Electric	PELE - TL 115KV	SOMERSET to DEEP CREEK LINE	35610 - Overhd Conductr, Devices	Non-Unitized	\$8,316.28	\$53.82	\$8,262.46
PELE Pennsylvania Electric	PELE - TL 115KV	SOMERSET to DEEP CREEK LINE	35610 - Overhd Conductr, Devices	Wire Fully Dressed	\$175.46	\$147.75	\$27.71
PELE Pennsylvania Electric	PELE - TL 115KV	SOMERSET to DEEP CREEK LINE	35610 - Overhd Conductr, Devices	Wire Fully Dressed	\$261.97	\$195.42	\$66.55
PELE Pennsylvania Electric	PELE - TL 115KV	SOMERSET to DEEP CREEK LINE	35610 - Overhd Conductr, Devices	Wire Fully Dressed	\$328.50	\$263.54	\$64.96
PELE Pennsylvania Electric	PELE - TL 115KV	SOMERSET to DEEP CREEK LINE	35610 - Overhd Conductr, Devices	Wire Fully Dressed	\$354.06	\$299.99	\$54.07
PELE Pennsylvania Electric	PELE - TL 115KV	SOMERSET to DEEP CREEK LINE	35610 - Overhd Conductr, Devices	Wire Fully Dressed	\$446.31	\$361.50	\$84.81
PELE Pennsylvania Electric	PELE - TL 115KV	SOMERSET to DEEP CREEK LINE	35610 - Overhd Conductr, Devices	Wire Fully Dressed	\$573.12	\$472.29	\$100.83
PELE Pennsylvania Electric	PELE - TL 115KV	SOMERSET to DEEP CREEK LINE	35610 - Overhd Conductr, Devices	Wire Fully Dressed	\$1,252.44	\$1,040.12	\$212.32
PELE Pennsylvania Electric	PELE - TL 115KV	SOMERSET to DEEP CREEK LINE	35610 - Overhd Conductr, Devices	Wire Fully Dressed	\$1,713.44	\$1,433.24	\$280.20
PELE Pennsylvania Electric	PELE - TL 115KV	SOMERSET to DEEP CREEK LINE	35610 - Overhd Conductr, Devices	Wire Fully Dressed	\$1,732.01	\$1,061.63	\$670.38
PELE Pennsylvania Electric	PELE - TL 115KV	SOMERSET to DEEP CREEK LINE	35610 - Overhd Conductr, Devices	Wire Fully Dressed	\$2,512.80	\$675.95	\$1,836.85
PELE Pennsylvania Electric	PELE - TL 115KV	SOMERSET to DEEP CREEK LINE	35610 - Overhd Conductr, Devices	Wire Fully Dressed	\$14,960.22	\$13,268.91	\$1,691.31
PELE Pennsylvania Electric	PELE - TL 115KV	SOMERSET to DEEP CREEK LINE	35610 - Overhd Conductr, Devices	Wire Fully Dressed	\$115,477.83	\$83,518.86	\$31,958.97
PELE Pennsylvania Electric	PELE - TL 115KV	SOMERSET to DEEP CREEK LINE	35610 - Overhd Conductr, Devices	Wire Fully Dressed	\$1,211,063.95	\$703,501.87	\$507,562.08
		SOMERSET to DEEP CREEK LINE Total			\$1,508,610.11	\$901,747.56	\$606,862.55
PELE Pennsylvania Electric	PELE - Dist Subs	ST BENEDICT SUB	35610 - Overhd Conductr, Devices	Non-Unitized	\$8,832.38	\$296.90	\$8,535.48
		ST BENEDICT SUB Total			\$8,832.38	\$296.90	\$8,535.48
PELE Pennsylvania Electric	PELE - TL 115KV	SUMMIT to WESTFALL	35610 - Overhd Conductr, Devices	Grounding (Towers & Static Wire)	\$1,067.70	\$51.16	\$1,016.54
PELE Pennsylvania Electric	PELE - TL 115KV	SUMMIT to WESTFALL	35610 - Overhd Conductr, Devices	Insulator - transmission	\$1,812.08	\$1,082.03	\$730.05
PELE Pennsylvania Electric	PELE - TL 115KV	SUMMIT to WESTFALL	35610 - Overhd Conductr, Devices	Insulator - transmission	\$2,467.26	\$118.22	\$2,349.04
PELE Pennsylvania Electric	PELE - TL 115KV	SUMMIT to WESTFALL	35610 - Overhd Conductr, Devices	Insulator - transmission	\$127,135.09	\$34,199.47	\$92,935.62
PELE Pennsylvania Electric	PELE - TL 115KV	SUMMIT to WESTFALL	35610 - Overhd Conductr, Devices	Wire Fully Dressed	\$101.28	\$4.85	\$96.43
PELE Pennsylvania Electric	PELE - TL 115KV	SUMMIT to WESTFALL	35610 - Overhd Conductr, Devices	Wire Fully Dressed	\$344.34	\$236.03	\$108.31
PELE Pennsylvania Electric	PELE - TL 115KV	SUMMIT to WESTFALL	35610 - Overhd Conductr, Devices	Wire Fully Dressed	\$1,363.56	\$746.30	\$617.26
PELE Pennsylvania Electric	PELE - TL 115KV	SUMMIT to WESTFALL	35610 - Overhd Conductr, Devices	Wire Fully Dressed	\$1,531.87	\$757.50	\$774.37

Company	Major Location	Asset Location	Utility Account	Asset Retirement Unit	Book Cost	Allocated Reserve	Net Book Value
PELE Pennsylvania Electric	PELE - TL 115KV	SUMMIT to WESTFALL	35610 - Overhd Conductr, Devices	Wire Fully Dressed	\$1,812.04	\$1,082.01	\$730.03
PELE Pennsylvania Electric	PELE - TL 115KV	SUMMIT to WESTFALL	35610 - Overhd Conductr, Devices	Wire Fully Dressed	\$22,217.40	\$19,208.71	\$3,008.69
PELE Pennsylvania Electric	PELE - TL 115KV	SUMMIT to WESTFALL	35610 - Overhd Conductr, Devices	Wire Fully Dressed	\$330,377.09	\$82,701.24	\$247,675.85
PELE Pennsylvania Electric	PELE - TL 115KV	SUMMIT to WESTFALL	35610 - Overhd Conductr, Devices	Wire Fully Dressed	\$415,925.80	\$111,884.46	\$304,041.34
		SUMMIT to WESTFALL Total			\$906,155.51	\$252,071.97	\$654,083.54
PELE Pennsylvania Electric	PELE - Trans Subs	SUMMIT TRANS SUB	35610 - Overhd Conductr, Devices	Non-Unitized	\$2,090.91	\$100.19	\$1,990.72
		SUMMIT TRANS SUB Total			\$2,090.91	\$100.19	\$1,990.72
PELE Pennsylvania Electric	PELE SUBTRANS SUBS	TEAKETTLE TRANSMISSION METERING STATION	35610 - Overhd Conductr, Devices	Non-Unitized	\$12,707.04	\$427.15	\$12,279.89
		TEAKETTLE TRANSMISSION METERING STATION Total			\$12,707.04	\$427.15	\$12,279.89
PELE Pennsylvania Electric	PELE - Dist Subs	THREE SPRINGS SUB	35610 - Overhd Conductr, Devices	Non-Unitized	\$556.50	\$3.60	\$552.90
		THREE SPRINGS SUB Total			\$556.50	\$3.60	\$552.90
PELE Pennsylvania Electric	PELE - TL 115KV	TIFFANY to THOMPSON	35610 - Overhd Conductr, Devices	Insulator - transmission	\$28,388.14	\$20,188.02	\$8,200.12
PELE Pennsylvania Electric	PELE - TL 115KV	TIFFANY to THOMPSON	35610 - Overhd Conductr, Devices	Insulator - transmission	\$62,429.33	\$39,227.75	\$23,201.58
PELE Pennsylvania Electric	PELE - TL 115KV	TIFFANY to THOMPSON	35610 - Overhd Conductr, Devices	Non-Unitized	\$43,973.82	\$284.58	\$43,689.24
PELE Pennsylvania Electric	PELE - TL 115KV	TIFFANY to THOMPSON	35610 - Overhd Conductr, Devices	Wire Fully Dressed	\$111,098.46	\$79,006.84	\$32,091.62
PELE Pennsylvania Electric	PELE - TL 115KV	TIFFANY to THOMPSON	35610 - Overhd Conductr, Devices	Wire Fully Dressed	\$296,415.68	\$186,254.11	\$110,161.57
		TIFFANY to THOMPSON Total			\$542,305.43	\$324,961.29	\$217,344.14
PELE Pennsylvania Electric	PELE - TL 115KV	TITUSVILLE to UNION CITY	35610 - Overhd Conductr, Devices	Insulator - transmission	\$45.83	\$40.06	\$5.77
PELE Pennsylvania Electric	PELE - TL 115KV	TITUSVILLE to UNION CITY	35610 - Overhd Conductr, Devices	Insulator - transmission	\$316.01	\$280.28	\$35.73
PELE Pennsylvania Electric	PELE - TL 115KV	TITUSVILLE to UNION CITY	35610 - Overhd Conductr, Devices	Insulator - transmission	\$461.76	\$399.23	\$62.53
PELE Pennsylvania Electric	PELE - TL 115KV	TITUSVILLE to UNION CITY	35610 - Overhd Conductr, Devices	Insulator - transmission	\$675.91	\$504.20	\$171.71
PELE Pennsylvania Electric	PELE - TL 115KV	TITUSVILLE to UNION CITY	35610 - Overhd Conductr, Devices	Insulator - transmission	\$827.39	\$394.13	\$433.26
PELE Pennsylvania Electric	PELE - TL 115KV	TITUSVILLE to UNION CITY	35610 - Overhd Conductr, Devices	Insulator - transmission	\$994.63	\$418.41	\$576.22
PELE Pennsylvania Electric	PELE - TL 115KV	TITUSVILLE to UNION CITY	35610 - Overhd Conductr, Devices	Insulator - transmission	\$18,249.52	\$15,038.90	\$3,210.62
PELE Pennsylvania Electric	PELE - TL 115KV	TITUSVILLE to UNION CITY	35610 - Overhd Conductr, Devices	Insulator - transmission	\$53,967.31	\$46,228.74	\$7,738.57
PELE Pennsylvania Electric	PELE - TL 115KV	TITUSVILLE to UNION CITY	35610 - Overhd Conductr, Devices	Non-Unitized	\$26,668.42	\$172.59	\$26,495.83
PELE Pennsylvania Electric	PELE - TL 115KV	TITUSVILLE to UNION CITY	35610 - Overhd Conductr, Devices	Wire Fully Dressed	\$45.83	\$40.06	\$5.77
PELE Pennsylvania Electric	PELE - TL 115KV	TITUSVILLE to UNION CITY	35610 - Overhd Conductr, Devices	Wire Fully Dressed	\$402.84	\$355.94	\$46.90
PELE Pennsylvania Electric	PELE - TL 115KV	TITUSVILLE to UNION CITY	35610 - Overhd Conductr, Devices	Wire Fully Dressed	\$461.77	\$399.24	\$62.53
PELE Pennsylvania Electric	PELE - TL 115KV	TITUSVILLE to UNION CITY	35610 - Overhd Conductr, Devices	Wire Fully Dressed	\$588.28	\$438.83	\$149.45
PELE Pennsylvania Electric	PELE - TL 115KV	TITUSVILLE to UNION CITY	35610 - Overhd Conductr, Devices	Wire Fully Dressed	\$827.40	\$394.13	\$433.27
PELE Pennsylvania Electric	PELE - TL 115KV	TITUSVILLE to UNION CITY	35610 - Overhd Conductr, Devices	Wire Fully Dressed	\$994.63	\$418.41	\$576.22
PELE Pennsylvania Electric	PELE - TL 115KV	TITUSVILLE to UNION CITY	35610 - Overhd Conductr, Devices	Wire Fully Dressed	\$13,333.00	\$11,825.65	\$1,507.35
PELE Pennsylvania Electric	PELE - TL 115KV	TITUSVILLE to UNION CITY	35610 - Overhd Conductr, Devices	Wire Fully Dressed	\$38,196.24	\$10,274.83	\$27,921.41
PELE Pennsylvania Electric	PELE - TL 115KV	TITUSVILLE to UNION CITY	35610 - Overhd Conductr, Devices	Wire Fully Dressed	\$45,172.82	\$37,225.60	\$7,947.22
PELE Pennsylvania Electric	PELE - TL 115KV	TITUSVILLE to UNION CITY	35610 - Overhd Conductr, Devices	Wire Fully Dressed	\$137,377.72	\$117,678.63	\$19,699.09
		TITUSVILLE to UNION CITY Total			\$339,607.31	\$242,527.84	\$97,079.47
PELE Pennsylvania Electric	PELE - TL 115KV	TOWER 51 to HOOVERSVILLE	35610 - Overhd Conductr, Devices	Insulator - transmission	\$201.89	\$148.36	\$53.53
PELE Pennsylvania Electric	PELE - TL 115KV	TOWER 51 to HOOVERSVILLE	35610 - Overhd Conductr, Devices	Insulator - transmission	\$977.29	\$642.90	\$334.39
PELE Pennsylvania Electric	PELE - TL 115KV	TOWER 51 to HOOVERSVILLE	35610 - Overhd Conductr, Devices	Insulator - transmission	\$3,634.10	\$3,223.25	\$410.85
PELE Pennsylvania Electric	PELE - TL 115KV	TOWER 51 to HOOVERSVILLE	35610 - Overhd Conductr, Devices	Insulator - transmission	\$7,689.55	\$5,166.48	\$2,523.07
PELE Pennsylvania Electric	PELE - TL 115KV	TOWER 51 to HOOVERSVILLE	35610 - Overhd Conductr, Devices	Unspecified	\$19.46	\$0.93	\$18.53
PELE Pennsylvania Electric	PELE - TL 115KV	TOWER 51 to HOOVERSVILLE	35610 - Overhd Conductr, Devices	Wire Fully Dressed	\$93.88	\$71.02	\$22.86
PELE Pennsylvania Electric	PELE - TL 115KV	TOWER 51 to HOOVERSVILLE	35610 - Overhd Conductr, Devices	Wire Fully Dressed	\$261.69	\$192.30	\$69.39
PELE Pennsylvania Electric	PELE - TL 115KV	TOWER 51 to HOOVERSVILLE	35610 - Overhd Conductr, Devices	Wire Fully Dressed	\$3,349.12	\$1,716.07	\$1,633.05
PELE Pennsylvania Electric	PELE - TL 115KV	TOWER 51 to HOOVERSVILLE	35610 - Overhd Conductr, Devices	Wire Fully Dressed	\$7,246.06	\$6,139.42	\$1,106.64
PELE Pennsylvania Electric	PELE - TL 115KV	TOWER 51 to HOOVERSVILLE	35610 - Overhd Conductr, Devices	Wire Fully Dressed	\$10,606.47	\$6,977.34	\$3,629.13
PELE Pennsylvania Electric	PELE - TL 115KV	TOWER 51 to HOOVERSVILLE	35610 - Overhd Conductr, Devices	Wire Fully Dressed	\$10,971.08	\$9,730.76	\$1,240.32
PELE Pennsylvania Electric	PELE - TL 115KV	TOWER 51 to HOOVERSVILLE	35610 - Overhd Conductr, Devices	Wire Fully Dressed	\$33,126.19	\$22,256.91	\$10,869.28
PELE Pennsylvania Electric	PELE - TL 115KV	TOWER 51 to HOOVERSVILLE	35610 - Overhd Conductr, Devices	Wire Fully Dressed	\$43,519.88	\$37,460.04	\$6,059.84
PELE Pennsylvania Electric	PELE - TL 115KV	TOWER 51 to HOOVERSVILLE	35610 - Overhd Conductr, Devices	Wire Fully Dressed	\$475,386.06	\$268,252.61	\$207,133.45
		TOWER 51 to HOOVERSVILLE Total			\$597,082.72	\$361,978.39	\$235,104.33
PELE Pennsylvania Electric	PELE - TL 115KV	TOWER HILL to WARD	35610 - Overhd Conductr, Devices	Wire Fully Dressed	\$87.50	\$15.55	\$71.95
PELE Pennsylvania Electric	PELE - TL 115KV	TOWER HILL to WARD	35610 - Overhd Conductr, Devices	Wire Fully Dressed	\$935,000.99	\$251,516.21	\$683,484.78

Company	Major Location	Asset Location	Utility Account	Asset Retirement Unit	Book Cost	Allocated Reserve	Net Book Value
		TOWER HILL to WARD Total			\$935,088.49	\$251,531.76	\$683,556.73
PELE Pennsylvania Electric	PELE - TL 115KV	TRADE CITY to PUNXSUTAWNEY	35610 - Overhd Conductr, Devices	Insulator - transmission	\$81,969.22	\$48,945.67	\$33,023.55
PELE Pennsylvania Electric	PELE - TL 115KV	TRADE CITY to PUNXSUTAWNEY	35610 - Overhd Conductr, Devices	Wire Fully Dressed	\$547,994.83	\$327,220.07	\$220,774.76
		TRADE CITY to PUNXSUTAWNEY Total			\$629,964.05	\$376,165.74	\$253,798.31
PELE Pennsylvania Electric	PELE - Dist Subs	TWIN ROCKS SUB 46KV	35610 - Overhd Conductr, Devices	Wire Fully Dressed	\$1,339.50	\$360.32	\$979.18
		TWIN ROCKS SUB 46KV Total			\$1,339.50	\$360.32	\$979.18
PELE Pennsylvania Electric	PELE - Unspecified	Unspecified - PELE - WR Pa	35610 - Overhd Conductr, Devices	Grounding (Towers & Static Wire)	\$0.73	\$0.04	\$0.69
PELE Pennsylvania Electric	PELE - Unspecified	Unspecified - PELE - WR Pa	35610 - Overhd Conductr, Devices	Grounding (Towers & Static Wire)	\$4,701.86	\$30.43	\$4,671.43
PELE Pennsylvania Electric	PELE - Unspecified	Unspecified - PELE - WR Pa	35610 - Overhd Conductr, Devices	Grounding (Towers & Static Wire)	\$13,628.02	\$458.10	\$13,169.92
PELE Pennsylvania Electric	PELE - Unspecified	Unspecified - PELE - WR Pa	35610 - Overhd Conductr, Devices	Grounding (Towers & Static Wire)	\$263,988.79	\$5,187.51	\$258,801.28
PELE Pennsylvania Electric	PELE - Unspecified	Unspecified - PELE - WR Pa	35610 - Overhd Conductr, Devices	Insulator - transmission	\$0.02	\$0.00	\$0.02
PELE Pennsylvania Electric	PELE - Unspecified	Unspecified - PELE - WR Pa	35610 - Overhd Conductr, Devices	Insulator - transmission	\$1,084.07	\$21.46	\$1,062.61
PELE Pennsylvania Electric	PELE - Unspecified	Unspecified - PELE - WR Pa	35610 - Overhd Conductr, Devices	Insulator - transmission	\$8,120.35	\$52.55	\$8,067.80
PELE Pennsylvania Electric	PELE - Unspecified	Unspecified - PELE - WR Pa	35610 - Overhd Conductr, Devices	Insulator - transmission	\$206,226.25	\$6,932.24	\$199,294.01
PELE Pennsylvania Electric	PELE - Unspecified	Unspecified - PELE - WR Pa	35610 - Overhd Conductr, Devices	Insulator - transmission	\$258,900.22	\$12,406.24	\$246,493.98
PELE Pennsylvania Electric	PELE - Unspecified	Unspecified - PELE - WR Pa	35610 - Overhd Conductr, Devices	Non-Unitized	(\$746,521.23)	(\$25,094.12)	(\$721,427.11)
PELE Pennsylvania Electric	PELE - Unspecified	Unspecified - PELE - WR Pa	35610 - Overhd Conductr, Devices	Non-Unitized	(\$360,396.28)	(\$33,725.03)	(\$326,671.25)
PELE Pennsylvania Electric	PELE - Unspecified	Unspecified - PELE - WR Pa	35610 - Overhd Conductr, Devices	Non-Unitized	(\$12,233.41)	(\$1,542.90)	(\$10,690.51)
PELE Pennsylvania Electric	PELE - Unspecified	Unspecified - PELE - WR Pa	35610 - Overhd Conductr, Devices	Non-Unitized	\$192.17	\$12.05	\$180.12
PELE Pennsylvania Electric	PELE - Unspecified	Unspecified - PELE - WR Pa	35610 - Overhd Conductr, Devices	Non-Unitized	\$1,791.16	\$85.83	\$1,705.33
PELE Pennsylvania Electric	PELE - Unspecified	Unspecified - PELE - WR Pa	35610 - Overhd Conductr, Devices	Non-Unitized	\$2,433.45	\$15.74	\$2,417.71
PELE Pennsylvania Electric	PELE - Unspecified	Unspecified - PELE - WR Pa	35610 - Overhd Conductr, Devices	Non-Unitized	\$66,572.09	\$1,317.78	\$65,254.31
PELE Pennsylvania Electric	PELE - Unspecified	Unspecified - PELE - WR Pa	35610 - Overhd Conductr, Devices	Non-Unitized	\$164,485.73	\$23,515.04	\$140,970.69
PELE Pennsylvania Electric	PELE - Unspecified	Unspecified - PELE - WR Pa	35610 - Overhd Conductr, Devices	Non-Unitized	\$396,448.61	\$43,471.67	\$352,976.94
PELE Pennsylvania Electric	PELE - Unspecified	Unspecified - PELE - WR Pa	35610 - Overhd Conductr, Devices	Non-Unitized	\$484,286.37	\$3,134.04	\$481,152.33
PELE Pennsylvania Electric	PELE - Unspecified	Unspecified - PELE - WR Pa	35610 - Overhd Conductr, Devices	Non-Unitized	\$845,806.64	\$40,530.23	\$805,276.41
PELE Pennsylvania Electric	PELE - Unspecified	Unspecified - PELE - WR Pa	35610 - Overhd Conductr, Devices	Transmission Shunt Splice	\$11,204.96	\$72.51	\$11,132.45
PELE Pennsylvania Electric	PELE - Unspecified	Unspecified - PELE - WR Pa	35610 - Overhd Conductr, Devices	Transmission Shunt Splice	\$53,801.82	\$1,065.00	\$52,736.82
PELE Pennsylvania Electric	PELE - Unspecified	Unspecified - PELE - WR Pa	35610 - Overhd Conductr, Devices	Unspecified	\$6,517,523.87	\$219,084.88	\$6,298,438.99
PELE Pennsylvania Electric	PELE - Unspecified	Unspecified - PELE - WR Pa	35610 - Overhd Conductr, Devices	Wire Fully Dressed	\$147.15	\$11.46	\$135.69
PELE Pennsylvania Electric	PELE - Unspecified	Unspecified - PELE - WR Pa	35610 - Overhd Conductr, Devices	Wire Fully Dressed	\$766.41	\$48.05	\$718.36
PELE Pennsylvania Electric	PELE - Unspecified	Unspecified - PELE - WR Pa	35610 - Overhd Conductr, Devices	Wire Fully Dressed	\$5,124.82	\$33.16	\$5,091.66
PELE Pennsylvania Electric	PELE - Unspecified	Unspecified - PELE - WR Pa	35610 - Overhd Conductr, Devices	Wire Fully Dressed	\$21,269.77	\$714.98	\$20,554.79
PELE Pennsylvania Electric	PELE - Unspecified	Unspecified - PELE - WR Pa	35610 - Overhd Conductr, Devices	Wire Fully Dressed	\$41,597.58	\$823.42	\$40,774.16
PELE Pennsylvania Electric	PELE - Unspecified	Unspecified - PELE - WR Pa	35610 - Overhd Conductr, Devices	Wire Fully Dressed	\$245,835.68	\$70,756.68	\$175,079.00
PELE Pennsylvania Electric	PELE - Unspecified	Unspecified - PELE - WR Pa	35610 - Overhd Conductr, Devices	Wire Fully Dressed	\$399,269.66	\$19,132.62	\$380,137.04
PELE Pennsylvania Electric	PELE - Unspecified	Unspecified - PELE - WR Pa	35610 - Overhd Conductr, Devices	Wire Fully Dressed	\$1,198,771.43	\$212,965.88	\$985,805.55
		Unspecified - PELE - WR Pa Total			\$10,094,828.76	\$601,517.55	\$9,493,311.21
PELE Pennsylvania Electric	PELE - TL 115KV	VENANGO JUNCTION to SPRINGBORO	35610 - Overhd Conductr, Devices	Insulator - transmission	\$188.48	\$148.03	\$40.45
PELE Pennsylvania Electric	PELE - TL 115KV	VENANGO JUNCTION to SPRINGBORO	35610 - Overhd Conductr, Devices	Insulator - transmission	\$1,615.16	\$1,253.81	\$361.35
PELE Pennsylvania Electric	PELE - TL 115KV	VENANGO JUNCTION to SPRINGBORO	35610 - Overhd Conductr, Devices	Insulator - transmission	\$40,449.15	\$33,834.52	\$6,614.63
PELE Pennsylvania Electric	PELE - TL 115KV	VENANGO JUNCTION to SPRINGBORO	35610 - Overhd Conductr, Devices	Wire Fully Dressed	\$188.49	\$148.04	\$40.45
PELE Pennsylvania Electric	PELE - TL 115KV	VENANGO JUNCTION to SPRINGBORO	35610 - Overhd Conductr, Devices	Wire Fully Dressed	\$3,277.57	\$2,544.31	\$733.26
PELE Pennsylvania Electric	PELE - TL 115KV	VENANGO JUNCTION to SPRINGBORO	35610 - Overhd Conductr, Devices	Wire Fully Dressed	\$90,119.60	\$75,382.38	\$14,737.22
		VENANGO JUNCTION to SPRINGBORO Total			\$135,838.45	\$113,311.11	\$22,527.34
PELE Pennsylvania Electric	PELE - TL 115KV	WARREN to CORRY EAST to BUFFALO ROAD	35610 - Overhd Conductr, Devices	Grounding (Towers & Static Wire)	\$1,914.64	\$12.39	\$1,902.25
PELE Pennsylvania Electric	PELE - TL 115KV	WARREN to CORRY EAST to BUFFALO ROAD	35610 - Overhd Conductr, Devices	Insulator - transmission	\$1,764.48	\$193.48	\$1,571.00
PELE Pennsylvania Electric	PELE - TL 115KV	WARREN to CORRY EAST to BUFFALO ROAD	35610 - Overhd Conductr, Devices	Insulator - transmission	\$2,212.15	\$14.32	\$2,197.83
PELE Pennsylvania Electric	PELE - TL 115KV	WARREN to CORRY EAST to BUFFALO ROAD	35610 - Overhd Conductr, Devices	Insulator - transmission	\$20,445.19	\$2,922.87	\$17,522.32
PELE Pennsylvania Electric	PELE - TL 115KV	WARREN to CORRY EAST to BUFFALO ROAD	35610 - Overhd Conductr, Devices	Non-Unitized	(\$2.79)	(\$0.13)	(\$2.66)
PELE Pennsylvania Electric	PELE - TL 115KV	WARREN to CORRY EAST to BUFFALO ROAD	35610 - Overhd Conductr, Devices	Non-Unitized	(\$0.05)	\$0.00	(\$0.05)
PELE Pennsylvania Electric	PELE - TL 115KV	WARREN to CORRY EAST to BUFFALO ROAD	35610 - Overhd Conductr, Devices	Non-Unitized	\$0.20	\$0.00	\$0.20
PELE Pennsylvania Electric	PELE - TL 115KV	WARREN to CORRY EAST to BUFFALO ROAD	35610 - Overhd Conductr, Devices	Non-Unitized	\$39,964.83	\$258.63	\$39,706.20
PELE Pennsylvania Electric	PELE - TL 115KV	WARREN to CORRY EAST to BUFFALO ROAD	35610 - Overhd Conductr, Devices	Wire Fully Dressed	\$77.17	\$61.28	\$15.89

Company	Major Location	Asset Location	Utility Account	Asset Retirement Unit	Book Cost	Allocated Reserve	Net Book Value
PELE Pennsylvania Electric	PELE - TL 115KV	WARREN to CORRY EAST to BUFFALO ROAD	35610 - Overhd Conductr, Devices	Wire Fully Dressed	\$690.84	\$564.58	\$126.26
PELE Pennsylvania Electric	PELE - TL 115KV	WARREN to CORRY EAST to BUFFALO ROAD	35610 - Overhd Conductr, Devices	Wire Fully Dressed	\$951.83	\$238.27	\$713.56
PELE Pennsylvania Electric	PELE - TL 115KV	WARREN to CORRY EAST to BUFFALO ROAD	35610 - Overhd Conductr, Devices	Wire Fully Dressed	\$1,559.25	\$1,179.66	\$379.59
PELE Pennsylvania Electric	PELE - TL 115KV	WARREN to CORRY EAST to BUFFALO ROAD	35610 - Overhd Conductr, Devices	Wire Fully Dressed	\$3,656.22	\$2,933.17	\$723.05
PELE Pennsylvania Electric	PELE - TL 115KV	WARREN to CORRY EAST to BUFFALO ROAD	35610 - Overhd Conductr, Devices	Wire Fully Dressed	\$5,009.04	\$1,441.71	\$3,567.33
PELE Pennsylvania Electric	PELE - TL 115KV	WARREN to CORRY EAST to BUFFALO ROAD	35610 - Overhd Conductr, Devices	Wire Fully Dressed	\$9,488.70	\$4,861.97	\$4,626.73
PELE Pennsylvania Electric	PELE - TL 115KV	WARREN to CORRY EAST to BUFFALO ROAD	35610 - Overhd Conductr, Devices	Wire Fully Dressed	\$27,433.53	\$7,379.65	\$20,053.88
PELE Pennsylvania Electric	PELE - TL 115KV	WARREN to CORRY EAST to BUFFALO ROAD	35610 - Overhd Conductr, Devices	Wire Fully Dressed	\$275,226.47	\$184,919.87	\$90,306.60
PELE Pennsylvania Electric	PELE - TL 115KV	WARREN to CORRY EAST to BUFFALO ROAD	35610 - Overhd Conductr, Devices	Wire Fully Dressed	\$428,233.11	\$360,601.49	\$67,631.62
		WARREN to CORRY EAST to BUFFALO ROAD Total			\$818,624.81	\$567,583.20	\$251,041.61
PELE Pennsylvania Electric	PELE - TL 115KV	WARREN to FALCONER to NIAGARA MOHAWK	35610 - Overhd Conductr, Devices	Non-Unitized	\$75,461.57	\$488.35	\$74,973.22
PELE Pennsylvania Electric	PELE - TL 115KV	WARREN to FALCONER to NIAGARA MOHAWK	35610 - Overhd Conductr, Devices	Wire Fully Dressed	\$48.61	\$42.35	\$6.26
PELE Pennsylvania Electric	PELE - TL 115KV	WARREN to FALCONER to NIAGARA MOHAWK	35610 - Overhd Conductr, Devices	Wire Fully Dressed	\$257.68	\$208.71	\$48.97
PELE Pennsylvania Electric	PELE - TL 115KV	WARREN to FALCONER to NIAGARA MOHAWK	35610 - Overhd Conductr, Devices	Wire Fully Dressed	\$313.21	\$273.83	\$39.38
PELE Pennsylvania Electric	PELE - TL 115KV	WARREN to FALCONER to NIAGARA MOHAWK	35610 - Overhd Conductr, Devices	Wire Fully Dressed	\$1,559.25	\$1,179.66	\$379.59
PELE Pennsylvania Electric	PELE - TL 115KV	WARREN to FALCONER to NIAGARA MOHAWK	35610 - Overhd Conductr, Devices	Wire Fully Dressed	\$1,575.80	\$750.62	\$825.18
PELE Pennsylvania Electric	PELE - TL 115KV	WARREN to FALCONER to NIAGARA MOHAWK	35610 - Overhd Conductr, Devices	Wire Fully Dressed	\$2,074.48	\$1,746.86	\$327.62
PELE Pennsylvania Electric	PELE - TL 115KV	WARREN to FALCONER to NIAGARA MOHAWK	35610 - Overhd Conductr, Devices	Wire Fully Dressed	\$23,340.16	\$20,701.46	\$2,638.70
PELE Pennsylvania Electric	PELE - TL 115KV	WARREN to FALCONER to NIAGARA MOHAWK	35610 - Overhd Conductr, Devices	Wire Fully Dressed	\$38,653.48	\$31,009.48	\$7,644.00
		WARREN to FALCONER to NIAGARA MOHAWK Total			\$143,284.24	\$56,401.32	\$86,882.92
PELE Pennsylvania Electric	PELE - TL 115KV	WARREN to WARREN SOUTH to LEWIS RUN	35610 - Overhd Conductr, Devices	Wire Fully Dressed	\$3,573.45	\$1,028.51	\$2,544.94
PELE Pennsylvania Electric	PELE - TL 115KV	WARREN to WARREN SOUTH to LEWIS RUN	35610 - Overhd Conductr, Devices	Wire Fully Dressed	\$5,681.16	\$1,958.79	\$3,722.37
PELE Pennsylvania Electric	PELE - TL 115KV	WARREN to WARREN SOUTH to LEWIS RUN	35610 - Overhd Conductr, Devices	Wire Fully Dressed	\$22,424.09	\$6,878.49	\$15,545.60
PELE Pennsylvania Electric	PELE - TL 115KV	WARREN to WARREN SOUTH to LEWIS RUN	35610 - Overhd Conductr, Devices	Wire Fully Dressed	\$23,781.52	\$20,855.17	\$2,926.35
PELE Pennsylvania Electric	PELE - TL 115KV	WARREN to WARREN SOUTH to LEWIS RUN	35610 - Overhd Conductr, Devices	Wire Fully Dressed	\$146,145.78	\$61,479.13	\$84,666.65
PELE Pennsylvania Electric	PELE - TL 115KV	WARREN to WARREN SOUTH to LEWIS RUN	35610 - Overhd Conductr, Devices	Wire Fully Dressed	\$254,422.52	\$92,567.29	\$161,855.23
		WARREN to WARREN SOUTH to LEWIS RUN Total			\$456,028.52	\$184,767.39	\$271,261.13
PELE Pennsylvania Electric	PELE SUBTRANS SUBS	WARRIOR RIDGE TRANS SUB	35610 - Overhd Conductr, Devices	Insulator - transmission	\$800.95	\$26.92	\$774.03
PELE Pennsylvania Electric	PELE SUBTRANS SUBS	WARRIOR RIDGE TRANS SUB	35610 - Overhd Conductr, Devices	Insulator - transmission	\$2,593.81	\$162.61	\$2,431.20
PELE Pennsylvania Electric	PELE SUBTRANS SUBS	WARRIOR RIDGE TRANS SUB	35610 - Overhd Conductr, Devices	Non-Unitized	\$17.40	\$0.83	\$16.57
PELE Pennsylvania Electric	PELE SUBTRANS SUBS	WARRIOR RIDGE TRANS SUB	35610 - Overhd Conductr, Devices	Non-Unitized	\$30.83	\$1.93	\$28.90
PELE Pennsylvania Electric	PELE SUBTRANS SUBS	WARRIOR RIDGE TRANS SUB	35610 - Overhd Conductr, Devices	Non-Unitized	\$15,972.43	\$536.91	\$15,435.52
PELE Pennsylvania Electric	PELE SUBTRANS SUBS	WARRIOR RIDGE TRANS SUB	35610 - Overhd Conductr, Devices	Wire Fully Dressed	\$2,092.54	\$562.89	\$1,529.65
		WARRIOR RIDGE TRANS SUB Total			\$21,507.96	\$1,292.10	\$20,215.86
PELE Pennsylvania Electric	PELE - TL 115KV	WAYNE to GENEVA	35610 - Overhd Conductr, Devices	Non-Unitized	\$31,778.42	\$205.65	\$31,572.77
PELE Pennsylvania Electric	PELE - TL 115KV	WAYNE to GENEVA	35610 - Overhd Conductr, Devices	Wire Fully Dressed	\$2,858.97	\$1,796.45	\$1,062.52
PELE Pennsylvania Electric	PELE - TL 115KV	WAYNE to GENEVA	35610 - Overhd Conductr, Devices	Wire Fully Dressed	\$5,375.97	\$4,768.20	\$607.77
PELE Pennsylvania Electric	PELE - TL 115KV	WAYNE to GENEVA	35610 - Overhd Conductr, Devices	Wire Fully Dressed	\$112,119.47	\$84,824.38	\$27,295.09
		WAYNE to GENEVA Total			\$152,132.83	\$91,594.67	\$60,538.16
PELE Pennsylvania Electric	PELE - TL 115KV	WAYNE to MORGAN STREET	35610 - Overhd Conductr, Devices	Wire Fully Dressed	\$342,622.44	\$215,288.33	\$127,334.11
		WAYNE to MORGAN STREET Total			\$342,622.44	\$215,288.33	\$127,334.11
PELE Pennsylvania Electric	PELE - TL 115KV	WAYNE to UTICA JCT to ECLIPSE	35610 - Overhd Conductr, Devices	Insulator - transmission	\$1,426.55	\$730.96	\$695.59
PELE Pennsylvania Electric	PELE - TL 115KV	WAYNE to UTICA JCT to ECLIPSE	35610 - Overhd Conductr, Devices	Insulator - transmission	\$132,255.61	\$74,629.69	\$57,625.92
PELE Pennsylvania Electric	PELE - TL 115KV	WAYNE to UTICA JCT to ECLIPSE	35610 - Overhd Conductr, Devices	Wire Fully Dressed	\$163.24	\$116.09	\$47.15
PELE Pennsylvania Electric	PELE - TL 115KV	WAYNE to UTICA JCT to ECLIPSE	35610 - Overhd Conductr, Devices	Wire Fully Dressed	\$1,426.56	\$730.97	\$695.59
PELE Pennsylvania Electric	PELE - TL 115KV	WAYNE to UTICA JCT to ECLIPSE	35610 - Overhd Conductr, Devices	Wire Fully Dressed	\$537,470.94	\$303,286.10	\$234,184.84
		WAYNE to UTICA JCT to ECLIPSE Total			\$672,742.90	\$379,493.80	\$293,249.10
PELE Pennsylvania Electric	PELE - Dist Subs	WESTFALL SUB (ALTOONA)	35610 - Overhd Conductr, Devices	Wire Fully Dressed	\$635.46	\$21.36	\$614.10
PELE Pennsylvania Electric	PELE - Dist Subs	WESTFALL SUB (ALTOONA)	35610 - Overhd Conductr, Devices	Wire Fully Dressed	\$753.76	\$202.76	\$551.00
PELE Pennsylvania Electric	PELE - Dist Subs	WESTFALL SUB (ALTOONA)	35610 - Overhd Conductr, Devices	Wire Fully Dressed	\$5,577.80	\$1,605.41	\$3,972.39
		WESTFALL SUB (ALTOONA) Total			\$6,967.02	\$1,829.53	\$5,137.49
PELE Pennsylvania Electric	PELE - TL 115KV	WESTFALL to TYRONE NORTH to PHILIP SUB	35610 - Overhd Conductr, Devices	Insulator - transmission	(\$336.75)	(\$16.14)	(\$320.61)
PELE Pennsylvania Electric	PELE - TL 115KV	WESTFALL to TYRONE NORTH to PHILIP SUB	35610 - Overhd Conductr, Devices	Insulator - transmission	\$60.44	\$50.19	\$10.25
PELE Pennsylvania Electric	PELE - TL 115KV	WESTFALL to TYRONE NORTH to PHILIP SUB	35610 - Overhd Conductr, Devices	Insulator - transmission	\$311.15	\$252.02	\$59.13

Company	Major Location	Asset Location	Utility Account	Asset Retirement Unit	Book Cost	Allocated Reserve	Net Book Value
PELE Pennsylvania Electric	PELE - TL 115KV	WESTFALL to TYRONE NORTH to PHILIP SUB	35610 - Overhd Conductr, Devices	Insulator - transmission	\$1,041.66	\$515.10	\$526.56
PELE Pennsylvania Electric	PELE - TL 115KV	WESTFALL to TYRONE NORTH to PHILIP SUB	35610 - Overhd Conductr, Devices	Insulator - transmission	\$3,885.74	\$1,634.62	\$2,251.12
PELE Pennsylvania Electric	PELE - TL 115KV	WESTFALL to TYRONE NORTH to PHILIP SUB	35610 - Overhd Conductr, Devices	Insulator - transmission	\$4,329.42	\$405.13	\$3,924.29
PELE Pennsylvania Electric	PELE - TL 115KV	WESTFALL to TYRONE NORTH to PHILIP SUB	35610 - Overhd Conductr, Devices	Insulator - transmission	\$86,744.46	\$73,496.59	\$13,247.87
PELE Pennsylvania Electric	PELE - TL 115KV	WESTFALL to TYRONE NORTH to PHILIP SUB	35610 - Overhd Conductr, Devices	Wire Fully Dressed	(\$82.55)	(\$3.96)	(\$78.59)
PELE Pennsylvania Electric	PELE - TL 115KV	WESTFALL to TYRONE NORTH to PHILIP SUB	35610 - Overhd Conductr, Devices	Wire Fully Dressed	\$60.44	\$50.19	\$10.25
PELE Pennsylvania Electric	PELE - TL 115KV	WESTFALL to TYRONE NORTH to PHILIP SUB	35610 - Overhd Conductr, Devices	Wire Fully Dressed	\$311.15	\$252.02	\$59.13
PELE Pennsylvania Electric	PELE - TL 115KV	WESTFALL to TYRONE NORTH to PHILIP SUB	35610 - Overhd Conductr, Devices	Wire Fully Dressed	\$2,011.21	\$994.53	\$1,016.68
PELE Pennsylvania Electric	PELE - TL 115KV	WESTFALL to TYRONE NORTH to PHILIP SUB	35610 - Overhd Conductr, Devices	Wire Fully Dressed	\$34,167.93	\$14,373.42	\$19,794.51
PELE Pennsylvania Electric	PELE - TL 115KV	WESTFALL to TYRONE NORTH to PHILIP SUB	35610 - Overhd Conductr, Devices	Wire Fully Dressed	\$276,500.96	\$234,272.90	\$42,228.06
WESTFALL to TYRONE NORTH to PHILIP SUB Total					\$409,005.26	\$326,276.62	\$82,728.64
PELE Pennsylvania Electric	PELE - TL 115KV	WHETSTONE to RIDGWAY	35610 - Overhd Conductr, Devices	Insulator - transmission	\$90.92	\$72.20	\$18.72
PELE Pennsylvania Electric	PELE - TL 115KV	WHETSTONE to RIDGWAY	35610 - Overhd Conductr, Devices	Insulator - transmission	\$561.79	\$469.92	\$91.87
PELE Pennsylvania Electric	PELE - TL 115KV	WHETSTONE to RIDGWAY	35610 - Overhd Conductr, Devices	Insulator - transmission	\$844.10	\$92.56	\$751.54
PELE Pennsylvania Electric	PELE - TL 115KV	WHETSTONE to RIDGWAY	35610 - Overhd Conductr, Devices	Insulator - transmission	\$2,867.49	\$1,569.43	\$1,298.06
PELE Pennsylvania Electric	PELE - TL 115KV	WHETSTONE to RIDGWAY	35610 - Overhd Conductr, Devices	Insulator - transmission	\$32,197.80	\$28,054.56	\$4,143.24
PELE Pennsylvania Electric	PELE - TL 115KV	WHETSTONE to RIDGWAY	35610 - Overhd Conductr, Devices	Insulator - transmission	\$117,720.60	\$16,829.45	\$100,891.15
PELE Pennsylvania Electric	PELE - TL 115KV	WHETSTONE to RIDGWAY	35610 - Overhd Conductr, Devices	Wire Fully Dressed	\$79.35	\$64.27	\$15.08
PELE Pennsylvania Electric	PELE - TL 115KV	WHETSTONE to RIDGWAY	35610 - Overhd Conductr, Devices	Wire Fully Dressed	\$90.92	\$72.20	\$18.72
PELE Pennsylvania Electric	PELE - TL 115KV	WHETSTONE to RIDGWAY	35610 - Overhd Conductr, Devices	Wire Fully Dressed	\$694.85	\$581.22	\$113.63
PELE Pennsylvania Electric	PELE - TL 115KV	WHETSTONE to RIDGWAY	35610 - Overhd Conductr, Devices	Wire Fully Dressed	\$2,244.17	\$1,375.56	\$868.61
PELE Pennsylvania Electric	PELE - TL 115KV	WHETSTONE to RIDGWAY	35610 - Overhd Conductr, Devices	Wire Fully Dressed	\$3,502.08	\$384.02	\$3,118.06
PELE Pennsylvania Electric	PELE - TL 115KV	WHETSTONE to RIDGWAY	35610 - Overhd Conductr, Devices	Wire Fully Dressed	\$4,815.18	\$2,635.44	\$2,179.74
PELE Pennsylvania Electric	PELE - TL 115KV	WHETSTONE to RIDGWAY	35610 - Overhd Conductr, Devices	Wire Fully Dressed	\$41,322.81	\$36,005.35	\$5,317.46
PELE Pennsylvania Electric	PELE - TL 115KV	WHETSTONE to RIDGWAY	35610 - Overhd Conductr, Devices	Wire Fully Dressed	\$93,637.10	\$80,210.13	\$13,426.97
WHETSTONE to RIDGWAY Total					\$300,669.16	\$168,416.31	\$132,252.85
35610 - Overhd Conductr, Devices Total					\$125,540,748.07	\$57,920,503.09	\$67,620,244.98
PELE Pennsylvania Electric	PELE - TL 230KV	ALTOONA to RAYSTOWN	35620 - Clearing, Grading of Land	Non-Unitized	\$0.10	\$0.00	\$0.10
PELE Pennsylvania Electric	PELE - TL 230KV	ALTOONA to RAYSTOWN	35620 - Clearing, Grading of Land	Non-Unitized	\$45,336.85	\$284.01	\$45,052.84
PELE Pennsylvania Electric	PELE - TL 230KV	ALTOONA to RAYSTOWN	35620 - Clearing, Grading of Land	Site Clearing	\$1,202.83	\$7.53	\$1,195.30
PELE Pennsylvania Electric	PELE - TL 230KV	ALTOONA to RAYSTOWN	35620 - Clearing, Grading of Land	Site Clearing	\$239,198.64	\$4,780.09	\$234,418.55
PELE Pennsylvania Electric	PELE - TL 230KV	ALTOONA to RAYSTOWN	35620 - Clearing, Grading of Land	Site Clearing	\$263,611.65	\$177,383.55	\$86,228.10
ALTOONA to RAYSTOWN Total					\$549,350.07	\$182,455.18	\$366,894.89
PELE Pennsylvania Electric	PELE - TL 115KV	BEDFORD NORTH ALLEGHENY to SOMERSET	35620 - Clearing, Grading of Land	Non-Unitized	\$0.21	\$0.00	\$0.21
PELE Pennsylvania Electric	PELE - TL 115KV	BEDFORD NORTH ALLEGHENY to SOMERSET	35620 - Clearing, Grading of Land	Site Clearing	\$3,439.56	\$68.74	\$3,370.82
PELE Pennsylvania Electric	PELE - TL 115KV	BEDFORD NORTH ALLEGHENY to SOMERSET	35620 - Clearing, Grading of Land	Site Clearing	\$20,188.20	\$14,101.82	\$6,086.38
PELE Pennsylvania Electric	PELE - TL 115KV	BEDFORD NORTH ALLEGHENY to SOMERSET	35620 - Clearing, Grading of Land	Site Clearing	\$69,089.11	\$45,594.38	\$23,494.73
BEDFORD NORTH ALLEGHENY to SOMERSET Total					\$92,717.08	\$59,764.94	\$32,952.14
PELE Pennsylvania Electric	PELE - TL 115KV	BLAIRSVILLE EAST to SHELOCTA	35620 - Clearing, Grading of Land	Non-Unitized	\$0.06	\$0.00	\$0.06
PELE Pennsylvania Electric	PELE - TL 115KV	BLAIRSVILLE EAST to SHELOCTA	35620 - Clearing, Grading of Land	Non-Unitized	\$12,092.17	\$75.75	\$12,016.42
PELE Pennsylvania Electric	PELE - TL 115KV	BLAIRSVILLE EAST to SHELOCTA	35620 - Clearing, Grading of Land	Site Clearing	\$1,288.29	\$8.07	\$1,280.22
PELE Pennsylvania Electric	PELE - TL 115KV	BLAIRSVILLE EAST to SHELOCTA	35620 - Clearing, Grading of Land	Site Clearing	\$29,952.13	\$20,539.95	\$9,412.18
PELE Pennsylvania Electric	PELE - TL 115KV	BLAIRSVILLE EAST to SHELOCTA	35620 - Clearing, Grading of Land	Site Clearing	\$72,224.58	\$1,443.32	\$70,781.26
BLAIRSVILLE EAST to SHELOCTA Total					\$115,557.23	\$22,067.09	\$93,490.14
PELE Pennsylvania Electric	PELE - TL 138KV(PELE)	BLAIRSVILLE to EAST SOCIAL HALL	35620 - Clearing, Grading of Land	Site Clearing	\$14,864.95	\$10,571.48	\$4,293.47
BLAIRSVILLE to EAST SOCIAL HALL Total					\$14,864.95	\$10,571.48	\$4,293.47
PELE Pennsylvania Electric	PELE - TL 115KV	BON AIR to HILLTOP	35620 - Clearing, Grading of Land	Non-Unitized	\$11,772.57	\$73.75	\$11,698.82
PELE Pennsylvania Electric	PELE - TL 115KV	BON AIR to HILLTOP	35620 - Clearing, Grading of Land	Site Clearing	\$8,571.58	\$5,204.53	\$3,367.05
PELE Pennsylvania Electric	PELE - TL 115KV	BON AIR to HILLTOP	35620 - Clearing, Grading of Land	Site Clearing	\$71,078.05	\$1,420.41	\$69,657.64
BON AIR to HILLTOP Total					\$91,422.20	\$6,698.69	\$84,723.51
PELE Pennsylvania Electric	PELE - TL 115KV	BON AIR to SPRUCE STREET NO.1	35620 - Clearing, Grading of Land	Non-Unitized	\$11,772.57	\$73.75	\$11,698.82
PELE Pennsylvania Electric	PELE - TL 115KV	BON AIR to SPRUCE STREET NO.1	35620 - Clearing, Grading of Land	Site Clearing	\$3,616.51	\$2,195.89	\$1,420.62
PELE Pennsylvania Electric	PELE - TL 115KV	BON AIR to SPRUCE STREET NO.1	35620 - Clearing, Grading of Land	Site Clearing	\$71,078.05	\$1,420.41	\$69,657.64
BON AIR to SPRUCE STREET NO.1 Total					\$86,467.13	\$3,690.05	\$82,777.08

Company	Major Location	Asset Location	Utility Account	Asset Retirement Unit	Book Cost	Allocated Reserve	Net Book Value
PELE Pennsylvania Electric	PELE - TL 115KV	BON AIR to SPRUCE STREET NO.2	35620 - Clearing, Grading of Land	Non-Unitized	\$27,796.97	\$174.13	\$27,622.84
PELE Pennsylvania Electric	PELE - TL 115KV	BON AIR to SPRUCE STREET NO.2	35620 - Clearing, Grading of Land	Site Clearing	\$167,826.21	\$3,353.80	\$164,472.41
		BON AIR to SPRUCE STREET NO.2 Total			\$195,623.18	\$3,527.93	\$192,095.25
PELE Pennsylvania Electric	PELE - TL 138KV(PELE)	BROOKVILLE to ELKO WPP CO.	35620 - Clearing, Grading of Land	Site Clearing	\$4,144.56	\$2,947.48	\$1,197.08
		BROOKVILLE to ELKO WPP CO. Total			\$4,144.56	\$2,947.48	\$1,197.08
PELE Pennsylvania Electric	PELE - TL 138KV(PELE)	BROOKVILLE to NEW BETHLEHEM WPP C	35620 - Clearing, Grading of Land	Site Clearing	\$5,358.73	\$2,446.58	\$2,912.15
		BROOKVILLE to NEW BETHLEHEM WPP C Total			\$5,358.73	\$2,446.58	\$2,912.15
PELE Pennsylvania Electric	PELE - TL 115KV	BUFFALO ROAD to DOWNING AVENUE	35620 - Clearing, Grading of Land	Non-Unitized	\$11,772.57	\$73.75	\$11,698.82
PELE Pennsylvania Electric	PELE - TL 115KV	BUFFALO ROAD to DOWNING AVENUE	35620 - Clearing, Grading of Land	Site Clearing	\$71,078.05	\$1,420.41	\$69,657.64
		BUFFALO ROAD to DOWNING AVENUE Total			\$82,850.62	\$1,494.16	\$81,356.46
PELE Pennsylvania Electric	PELE - TL 115KV	CAMBRIA SLOPE to WILMORE JCT	35620 - Clearing, Grading of Land	Site Clearing	\$10,429.08	\$5,196.18	\$5,232.90
		CAMBRIA SLOPE to WILMORE JCT Total			\$10,429.08	\$5,196.18	\$5,232.90
PELE Pennsylvania Electric	PELE - TL 115KV	CLARK SUMMIT to GRANDVIEW	35620 - Clearing, Grading of Land	Non-Unitized	\$11,772.35	\$73.75	\$11,698.60
PELE Pennsylvania Electric	PELE - TL 115KV	CLARK SUMMIT to GRANDVIEW	35620 - Clearing, Grading of Land	Site Clearing	\$25,036.95	\$17,805.49	\$7,231.46
PELE Pennsylvania Electric	PELE - TL 115KV	CLARK SUMMIT to GRANDVIEW	35620 - Clearing, Grading of Land	Site Clearing	\$71,078.05	\$1,420.41	\$69,657.64
		CLARK SUMMIT to GRANDVIEW Total			\$107,887.35	\$19,299.65	\$88,587.70
PELE Pennsylvania Electric	PELE - TL 115KV	CLAYSBURG to OSTERBURG EAST	35620 - Clearing, Grading of Land	Non-Unitized	\$0.26	\$0.00	\$0.26
PELE Pennsylvania Electric	PELE - TL 115KV	CLAYSBURG to OSTERBURG EAST	35620 - Clearing, Grading of Land	Non-Unitized	\$197.29	\$1.24	\$196.05
PELE Pennsylvania Electric	PELE - TL 115KV	CLAYSBURG to OSTERBURG EAST	35620 - Clearing, Grading of Land	Site Clearing	\$3,658.25	\$73.11	\$3,585.14
PELE Pennsylvania Electric	PELE - TL 115KV	CLAYSBURG to OSTERBURG EAST	35620 - Clearing, Grading of Land	Site Clearing	\$135,184.71	\$63,602.89	\$71,581.82
		CLAYSBURG to OSTERBURG EAST Total			\$139,040.51	\$63,677.24	\$75,363.27
PELE Pennsylvania Electric	PELE - TL 500KV	Conemaugh to Hunterstown	35620 - Clearing, Grading of Land	Non-Unitized	\$22,343.09	\$139.97	\$22,203.12
PELE Pennsylvania Electric	PELE - TL 500KV	Conemaugh to Hunterstown	35620 - Clearing, Grading of Land	Site Clearing	\$134,898.38	\$2,695.78	\$132,202.60
		Conemaugh to Hunterstown Total			\$157,241.47	\$2,835.75	\$154,405.72
PELE Pennsylvania Electric	PELE - TL 500KV	CONEMAUGH to JUNIATA	35620 - Clearing, Grading of Land	Non-Unitized	\$0.23	\$0.00	\$0.23
PELE Pennsylvania Electric	PELE - TL 500KV	CONEMAUGH to JUNIATA	35620 - Clearing, Grading of Land	Non-Unitized	\$24,074.73	\$150.81	\$23,923.92
PELE Pennsylvania Electric	PELE - TL 500KV	CONEMAUGH to JUNIATA	35620 - Clearing, Grading of Land	Site Clearing	\$48,536.31	\$304.05	\$48,232.26
PELE Pennsylvania Electric	PELE - TL 500KV	CONEMAUGH to JUNIATA	35620 - Clearing, Grading of Land	Site Clearing	\$76,152.42	\$1,521.81	\$74,630.61
PELE Pennsylvania Electric	PELE - TL 500KV	CONEMAUGH to JUNIATA	35620 - Clearing, Grading of Land	Site Clearing	\$106,664.09	\$66,185.04	\$40,479.05
PELE Pennsylvania Electric	PELE - TL 500KV	CONEMAUGH to JUNIATA	35620 - Clearing, Grading of Land	Site Clearing	\$711,658.15	\$460,357.16	\$251,300.99
		CONEMAUGH to JUNIATA Total			\$967,085.93	\$528,518.87	\$438,567.06
PELE Pennsylvania Electric	PELE - TL 115KV	DEEP CREEK 115KV LINE	35620 - Clearing, Grading of Land	Non-Unitized	\$0.10	\$0.00	\$0.10
PELE Pennsylvania Electric	PELE - TL 115KV	DEEP CREEK 115KV LINE	35620 - Clearing, Grading of Land	Site Clearing	\$1,719.78	\$34.37	\$1,685.41
PELE Pennsylvania Electric	PELE - TL 115KV	DEEP CREEK 115KV LINE	35620 - Clearing, Grading of Land	Site Clearing	\$2,555.76	\$1,619.67	\$936.09
		DEEP CREEK 115KV LINE Total			\$4,275.64	\$1,654.04	\$2,621.60
PELE Pennsylvania Electric	PELE - TL 115KV	DOWNING AVE to GREEN GARDEN	35620 - Clearing, Grading of Land	Non-Unitized	\$0.02	\$0.00	\$0.02
PELE Pennsylvania Electric	PELE - TL 115KV	DOWNING AVE to GREEN GARDEN	35620 - Clearing, Grading of Land	Non-Unitized	\$2,361.65	\$14.79	\$2,346.86
PELE Pennsylvania Electric	PELE - TL 115KV	DOWNING AVE to GREEN GARDEN	35620 - Clearing, Grading of Land	Site Clearing	\$573.26	\$11.46	\$561.80
PELE Pennsylvania Electric	PELE - TL 115KV	DOWNING AVE to GREEN GARDEN	35620 - Clearing, Grading of Land	Site Clearing	\$9,520.39	\$59.64	\$9,460.75
		DOWNING AVE to GREEN GARDEN Total			\$12,455.32	\$85.89	\$12,369.43
PELE Pennsylvania Electric	PELE - TL 115KV	DUBOIS HARVEY RUN to WHETSTONE	35620 - Clearing, Grading of Land	Non-Unitized	\$0.02	\$0.00	\$0.02
PELE Pennsylvania Electric	PELE - TL 115KV	DUBOIS HARVEY RUN to WHETSTONE	35620 - Clearing, Grading of Land	Non-Unitized	\$11,934.00	\$74.76	\$11,859.24
PELE Pennsylvania Electric	PELE - TL 115KV	DUBOIS HARVEY RUN to WHETSTONE	35620 - Clearing, Grading of Land	Site Clearing	\$650.95	\$4.08	\$646.87
PELE Pennsylvania Electric	PELE - TL 115KV	DUBOIS HARVEY RUN to WHETSTONE	35620 - Clearing, Grading of Land	Site Clearing	\$71,651.31	\$1,431.86	\$70,219.45
		DUBOIS HARVEY RUN to WHETSTONE Total			\$84,236.28	\$1,510.70	\$82,725.58
PELE Pennsylvania Electric	PELE - TL 115KV	EAST PIKE to LUCERNE	35620 - Clearing, Grading of Land	Non-Unitized	\$0.02	\$0.00	\$0.02
PELE Pennsylvania Electric	PELE - TL 115KV	EAST PIKE to LUCERNE	35620 - Clearing, Grading of Land	Non-Unitized	\$11,792.22	\$73.87	\$11,718.35
PELE Pennsylvania Electric	PELE - TL 115KV	EAST PIKE to LUCERNE	35620 - Clearing, Grading of Land	Site Clearing	\$6,062.78	\$3,518.39	\$2,544.39
PELE Pennsylvania Electric	PELE - TL 115KV	EAST PIKE to LUCERNE	35620 - Clearing, Grading of Land	Site Clearing	\$10,089.27	\$6,918.81	\$3,170.46
PELE Pennsylvania Electric	PELE - TL 115KV	EAST PIKE to LUCERNE	35620 - Clearing, Grading of Land	Site Clearing	\$71,730.52	\$1,433.45	\$70,297.07
		EAST PIKE to LUCERNE Total			\$99,674.81	\$11,944.52	\$87,730.29
PELE Pennsylvania Electric	PELE - TL 115KV	EAST SAYRE to NORTH WAVERLY	35620 - Clearing, Grading of Land	Non-Unitized	\$11,772.57	\$73.75	\$11,698.82
PELE Pennsylvania Electric	PELE - TL 115KV	EAST SAYRE to NORTH WAVERLY	35620 - Clearing, Grading of Land	Site Clearing	\$71,078.05	\$1,420.41	\$69,657.64
		EAST SAYRE to NORTH WAVERLY Total			\$82,850.62	\$1,494.16	\$81,356.46

Company	Major Location	Asset Location	Utility Account	Asset Retirement Unit	Book Cost	Allocated Reserve	Net Book Value
PELE Pennsylvania Electric	PELE - TL 115KV	EAST TOWANDA to EAST SAYRE	35620 - Clearing, Grading of Land	Non-Unitized	\$0.10	\$0.00	\$0.10
PELE Pennsylvania Electric	PELE - TL 115KV	EAST TOWANDA to EAST SAYRE	35620 - Clearing, Grading of Land	Non-Unitized	\$11,772.57	\$73.75	\$11,698.82
PELE Pennsylvania Electric	PELE - TL 115KV	EAST TOWANDA to EAST SAYRE	35620 - Clearing, Grading of Land	Site Clearing	\$7,428.54	\$6,336.33	\$1,092.21
PELE Pennsylvania Electric	PELE - TL 115KV	EAST TOWANDA to EAST SAYRE	35620 - Clearing, Grading of Land	Site Clearing	\$72,797.83	\$1,454.78	\$71,343.05
		EAST TOWANDA to EAST SAYRE Total			\$91,999.04	\$7,864.86	\$84,134.18
PELE Pennsylvania Electric	PELE - TL 230KV	EAST TOWANDA to HILLSIDE NY SEG 23	35620 - Clearing, Grading of Land	Non-Unitized	\$0.10	\$0.00	\$0.10
PELE Pennsylvania Electric	PELE - TL 230KV	EAST TOWANDA to HILLSIDE NY SEG 23	35620 - Clearing, Grading of Land	Non-Unitized	\$27,796.97	\$174.13	\$27,622.84
PELE Pennsylvania Electric	PELE - TL 230KV	EAST TOWANDA to HILLSIDE NY SEG 23	35620 - Clearing, Grading of Land	Site Clearing	\$3,510.00	\$2,669.72	\$840.28
PELE Pennsylvania Electric	PELE - TL 230KV	EAST TOWANDA to HILLSIDE NY SEG 23	35620 - Clearing, Grading of Land	Site Clearing	\$92,416.09	\$64,554.29	\$27,861.80
PELE Pennsylvania Electric	PELE - TL 230KV	EAST TOWANDA to HILLSIDE NY SEG 23	35620 - Clearing, Grading of Land	Site Clearing	\$169,545.99	\$3,388.17	\$166,157.82
		EAST TOWANDA to HILLSIDE NY SEG 23 Total			\$293,269.15	\$70,786.31	\$222,482.84
PELE Pennsylvania Electric	PELE - TL 230KV	EAST TOWANDA to N. MESHOPPEN TAP-L	35620 - Clearing, Grading of Land	Non-Unitized	\$0.75	\$0.00	\$0.75
PELE Pennsylvania Electric	PELE - TL 230KV	EAST TOWANDA to N. MESHOPPEN TAP-L	35620 - Clearing, Grading of Land	Non-Unitized	\$73,746.22	\$461.97	\$73,284.25
PELE Pennsylvania Electric	PELE - TL 230KV	EAST TOWANDA to N. MESHOPPEN TAP-L	35620 - Clearing, Grading of Land	Site Clearing	\$688.17	\$4.31	\$683.86
PELE Pennsylvania Electric	PELE - TL 230KV	EAST TOWANDA to N. MESHOPPEN TAP-L	35620 - Clearing, Grading of Land	Site Clearing	\$135,732.75	\$101,586.29	\$34,146.46
PELE Pennsylvania Electric	PELE - TL 230KV	EAST TOWANDA to N. MESHOPPEN TAP-L	35620 - Clearing, Grading of Land	Site Clearing	\$365,374.51	\$7,301.56	\$358,072.95
		EAST TOWANDA to N. MESHOPPEN TAP-L Total			\$575,542.40	\$109,354.13	\$466,188.27
PELE Pennsylvania Electric	PELE - TL 115KV	EAST TOWANDA to NORTH MESHOPPEN 1	35620 - Clearing, Grading of Land	Non-Unitized	\$0.15	\$0.00	\$0.15
PELE Pennsylvania Electric	PELE - TL 115KV	EAST TOWANDA to NORTH MESHOPPEN 1	35620 - Clearing, Grading of Land	Non-Unitized	\$52,328.85	\$327.81	\$52,001.04
PELE Pennsylvania Electric	PELE - TL 115KV	EAST TOWANDA to NORTH MESHOPPEN 1	35620 - Clearing, Grading of Land	Site Clearing	\$4,054.23	\$81.02	\$3,973.21
PELE Pennsylvania Electric	PELE - TL 115KV	EAST TOWANDA to NORTH MESHOPPEN 1	35620 - Clearing, Grading of Land	Site Clearing	\$89,923.84	\$71,609.41	\$18,314.43
PELE Pennsylvania Electric	PELE - TL 115KV	EAST TOWANDA to NORTH MESHOPPEN 1	35620 - Clearing, Grading of Land	Site Clearing	\$209,800.36	\$1,314.26	\$208,486.10
		EAST TOWANDA to NORTH MESHOPPEN 1 Total			\$356,107.43	\$73,332.50	\$282,774.93
PELE Pennsylvania Electric	PELE - TL 115KV	ECLIPSE to CLARK SUMMIT	35620 - Clearing, Grading of Land	Non-Unitized	\$0.06	\$0.00	\$0.06
PELE Pennsylvania Electric	PELE - TL 115KV	ECLIPSE to CLARK SUMMIT	35620 - Clearing, Grading of Land	Non-Unitized	\$11,772.57	\$73.75	\$11,698.82
PELE Pennsylvania Electric	PELE - TL 115KV	ECLIPSE to CLARK SUMMIT	35620 - Clearing, Grading of Land	Site Clearing	\$26,861.53	\$19,103.07	\$7,758.46
PELE Pennsylvania Electric	PELE - TL 115KV	ECLIPSE to CLARK SUMMIT	35620 - Clearing, Grading of Land	Site Clearing	\$72,224.58	\$1,443.32	\$70,781.26
		ECLIPSE to CLARK SUMMIT Total			\$110,858.74	\$20,620.14	\$90,238.60
PELE Pennsylvania Electric	PELE - TL 230KV	ERIE EAST to DUNKIRK NIAGARA MOHAWK	35620 - Clearing, Grading of Land	Non-Unitized	\$21,364.38	\$133.83	\$21,230.55
PELE Pennsylvania Electric	PELE - TL 230KV	ERIE EAST to DUNKIRK NIAGARA MOHAWK	35620 - Clearing, Grading of Land	Site Clearing	\$15,948.88	\$11,342.34	\$4,606.54
PELE Pennsylvania Electric	PELE - TL 230KV	ERIE EAST to DUNKIRK NIAGARA MOHAWK	35620 - Clearing, Grading of Land	Site Clearing	\$23,286.85	\$145.88	\$23,140.97
PELE Pennsylvania Electric	PELE - TL 230KV	ERIE EAST to DUNKIRK NIAGARA MOHAWK	35620 - Clearing, Grading of Land	Site Clearing	\$62,972.06	\$1,258.42	\$61,713.64
		ERIE EAST to DUNKIRK NIAGARA MOHAWK Total			\$123,572.17	\$12,880.47	\$110,691.70
PELE Pennsylvania Electric	PELE - TL 115KV	ERIE SOUTH to BUFFALO ROAD	35620 - Clearing, Grading of Land	Non-Unitized	\$0.02	\$0.00	\$0.02
PELE Pennsylvania Electric	PELE - TL 115KV	ERIE SOUTH to BUFFALO ROAD	35620 - Clearing, Grading of Land	Non-Unitized	\$13,596.81	\$85.18	\$13,511.63
PELE Pennsylvania Electric	PELE - TL 115KV	ERIE SOUTH to BUFFALO ROAD	35620 - Clearing, Grading of Land	Site Clearing	\$573.26	\$11.46	\$561.80
PELE Pennsylvania Electric	PELE - TL 115KV	ERIE SOUTH to BUFFALO ROAD	35620 - Clearing, Grading of Land	Site Clearing	\$37,705.75	\$27,287.90	\$10,417.85
PELE Pennsylvania Electric	PELE - TL 115KV	ERIE SOUTH to BUFFALO ROAD	35620 - Clearing, Grading of Land	Site Clearing	\$54,814.83	\$343.38	\$54,471.45
		ERIE SOUTH to BUFFALO ROAD Total			\$106,690.67	\$27,727.92	\$78,962.75
PELE Pennsylvania Electric	PELE - TL 115KV	ERIE SOUTH to EDINBORO SOUTH to VENANGO JCT	35620 - Clearing, Grading of Land	Non-Unitized	\$1,346.74	\$8.44	\$1,338.30
PELE Pennsylvania Electric	PELE - TL 115KV	ERIE SOUTH to EDINBORO SOUTH to VENANGO JCT	35620 - Clearing, Grading of Land	Site Clearing	\$500.50	\$386.71	\$113.79
PELE Pennsylvania Electric	PELE - TL 115KV	ERIE SOUTH to EDINBORO SOUTH to VENANGO JCT	35620 - Clearing, Grading of Land	Site Clearing	\$3,821.76	\$23.94	\$3,797.82
PELE Pennsylvania Electric	PELE - TL 115KV	ERIE SOUTH to EDINBORO SOUTH to VENANGO JCT	35620 - Clearing, Grading of Land	Site Clearing	\$6,385.13	\$2,647.36	\$3,737.77
PELE Pennsylvania Electric	PELE - TL 115KV	ERIE SOUTH to EDINBORO SOUTH to VENANGO JCT	35620 - Clearing, Grading of Land	Site Clearing	\$7,714.00	\$4,683.82	\$3,030.18
PELE Pennsylvania Electric	PELE - TL 115KV	ERIE SOUTH to EDINBORO SOUTH to VENANGO JCT	35620 - Clearing, Grading of Land	Site Clearing	\$8,968.79	\$5,801.73	\$3,167.06
PELE Pennsylvania Electric	PELE - TL 115KV	ERIE SOUTH to EDINBORO SOUTH to VENANGO JCT	35620 - Clearing, Grading of Land	Site Clearing	\$9,172.16	\$183.29	\$8,988.87
PELE Pennsylvania Electric	PELE - TL 115KV	ERIE SOUTH to EDINBORO SOUTH to VENANGO JCT	35620 - Clearing, Grading of Land	Site Clearing	\$23,662.23	\$21,893.11	\$1,769.12
		ERIE SOUTH to EDINBORO SOUTH to VENANGO JCT Total			\$61,571.31	\$35,628.40	\$25,942.91
PELE Pennsylvania Electric	PELE - TL 230KV	ERIE SOUTH to ERIE EAST	35620 - Clearing, Grading of Land	Non-Unitized	\$0.34	\$0.00	\$0.34
PELE Pennsylvania Electric	PELE - TL 230KV	ERIE SOUTH to ERIE EAST	35620 - Clearing, Grading of Land	Non-Unitized	\$39,426.22	\$246.98	\$39,179.24
PELE Pennsylvania Electric	PELE - TL 230KV	ERIE SOUTH to ERIE EAST	35620 - Clearing, Grading of Land	Site Clearing	\$34,613.87	\$24,616.29	\$9,997.58
PELE Pennsylvania Electric	PELE - TL 230KV	ERIE SOUTH to ERIE EAST	35620 - Clearing, Grading of Land	Site Clearing	\$46,881.36	\$293.68	\$46,587.68
PELE Pennsylvania Electric	PELE - TL 230KV	ERIE SOUTH to ERIE EAST	35620 - Clearing, Grading of Land	Site Clearing	\$173,558.80	\$3,468.36	\$170,090.44
		ERIE SOUTH to ERIE EAST Total			\$294,480.59	\$28,625.31	\$265,855.28

Company	Major Location	Asset Location	Utility Account	Asset Retirement Unit	Book Cost	Allocated Reserve	Net Book Value
PELE Pennsylvania Electric	PELE - TL 345KV	ERIE SOUTH to ERIE WEST	35620 - Clearing, Grading of Land	Non-Unitized	\$0.48	\$0.00	\$0.48
PELE Pennsylvania Electric	PELE - TL 345KV	ERIE SOUTH to ERIE WEST	35620 - Clearing, Grading of Land	Non-Unitized	\$53,809.03	\$337.08	\$53,471.95
PELE Pennsylvania Electric	PELE - TL 345KV	ERIE SOUTH to ERIE WEST	35620 - Clearing, Grading of Land	Site Clearing	\$61,552.41	\$385.59	\$61,166.82
PELE Pennsylvania Electric	PELE - TL 345KV	ERIE SOUTH to ERIE WEST	35620 - Clearing, Grading of Land	Site Clearing	\$135,231.05	\$90,996.60	\$44,234.45
PELE Pennsylvania Electric	PELE - TL 345KV	ERIE SOUTH to ERIE WEST	35620 - Clearing, Grading of Land	Site Clearing	\$180,295.65	\$3,602.99	\$176,692.66
		ERIE SOUTH to ERIE WEST Total			\$430,888.62	\$95,322.26	\$335,566.36
PELE Pennsylvania Electric	PELE - TL 115KV	ERIE SOUTH to FRENCH ROAD NO.1	35620 - Clearing, Grading of Land	Non-Unitized	\$0.10	\$0.00	\$0.10
PELE Pennsylvania Electric	PELE - TL 115KV	ERIE SOUTH to FRENCH ROAD NO.1	35620 - Clearing, Grading of Land	Non-Unitized	\$11,772.57	\$73.75	\$11,698.82
PELE Pennsylvania Electric	PELE - TL 115KV	ERIE SOUTH to FRENCH ROAD NO.1	35620 - Clearing, Grading of Land	Site Clearing	\$641.43	\$593.47	\$47.96
PELE Pennsylvania Electric	PELE - TL 115KV	ERIE SOUTH to FRENCH ROAD NO.1	35620 - Clearing, Grading of Land	Site Clearing	\$1,256.00	\$908.98	\$347.02
PELE Pennsylvania Electric	PELE - TL 115KV	ERIE SOUTH to FRENCH ROAD NO.1	35620 - Clearing, Grading of Land	Site Clearing	\$72,797.83	\$1,454.78	\$71,343.05
		ERIE SOUTH to FRENCH ROAD NO.1 Total			\$86,467.93	\$3,030.98	\$83,436.95
PELE Pennsylvania Electric	PELE - TL 115KV	ERIE SOUTH to FRENCH ROAD NO.2	35620 - Clearing, Grading of Land	Non-Unitized	\$0.10	\$0.00	\$0.10
PELE Pennsylvania Electric	PELE - TL 115KV	ERIE SOUTH to FRENCH ROAD NO.2	35620 - Clearing, Grading of Land	Site Clearing	\$1,719.78	\$34.37	\$1,685.41
		ERIE SOUTH to FRENCH ROAD NO.2 Total			\$1,719.88	\$34.37	\$1,685.51
PELE Pennsylvania Electric	PELE - TL 115KV	ERIE SOUTH to GORE JUNCTION	35620 - Clearing, Grading of Land	Non-Unitized	\$0.34	\$0.00	\$0.34
PELE Pennsylvania Electric	PELE - TL 115KV	ERIE SOUTH to GORE JUNCTION	35620 - Clearing, Grading of Land	Non-Unitized	\$11,772.57	\$73.75	\$11,698.82
PELE Pennsylvania Electric	PELE - TL 115KV	ERIE SOUTH to GORE JUNCTION	35620 - Clearing, Grading of Land	Site Clearing	\$2,211.70	\$1,708.87	\$502.83
PELE Pennsylvania Electric	PELE - TL 115KV	ERIE SOUTH to GORE JUNCTION	35620 - Clearing, Grading of Land	Site Clearing	\$9,183.48	\$6,646.14	\$2,537.34
PELE Pennsylvania Electric	PELE - TL 115KV	ERIE SOUTH to GORE JUNCTION	35620 - Clearing, Grading of Land	Site Clearing	\$76,810.64	\$1,534.97	\$75,275.67
		ERIE SOUTH to GORE JUNCTION Total			\$99,978.73	\$9,963.73	\$90,015.00
PELE Pennsylvania Electric	PELE - TL 115KV	ERIE SOUTH to MORGAN	35620 - Clearing, Grading of Land	Non-Unitized	\$0.10	\$0.00	\$0.10
PELE Pennsylvania Electric	PELE - TL 115KV	ERIE SOUTH to MORGAN	35620 - Clearing, Grading of Land	Site Clearing	\$1,719.78	\$34.37	\$1,685.41
		ERIE SOUTH to MORGAN Total			\$1,719.88	\$34.37	\$1,685.51
PELE Pennsylvania Electric	PELE - TL 115KV	ERIE SOUTH to UNION CITY	35620 - Clearing, Grading of Land	Non-Unitized	\$0.13	\$0.00	\$0.13
PELE Pennsylvania Electric	PELE - TL 115KV	ERIE SOUTH to UNION CITY	35620 - Clearing, Grading of Land	Site Clearing	\$46.01	\$18.43	\$27.58
PELE Pennsylvania Electric	PELE - TL 115KV	ERIE SOUTH to UNION CITY	35620 - Clearing, Grading of Land	Site Clearing	\$178.34	\$154.05	\$24.29
PELE Pennsylvania Electric	PELE - TL 115KV	ERIE SOUTH to UNION CITY	35620 - Clearing, Grading of Land	Site Clearing	\$2,293.04	\$45.82	\$2,247.22
PELE Pennsylvania Electric	PELE - TL 115KV	ERIE SOUTH to UNION CITY	35620 - Clearing, Grading of Land	Site Clearing	\$2,390.94	\$1,700.36	\$690.58
PELE Pennsylvania Electric	PELE - TL 115KV	ERIE SOUTH to UNION CITY	35620 - Clearing, Grading of Land	Site Clearing	\$3,200.51	\$2,622.65	\$577.86
PELE Pennsylvania Electric	PELE - TL 115KV	ERIE SOUTH to UNION CITY	35620 - Clearing, Grading of Land	Site Clearing	\$4,900.40	\$3,169.97	\$1,730.43
		ERIE SOUTH to UNION CITY Total			\$13,009.37	\$7,711.28	\$5,298.09
PELE Pennsylvania Electric	PELE - TL 115KV	ERIE WEST to FAIRVIEW EAST	35620 - Clearing, Grading of Land	Non-Unitized	\$673.62	\$4.22	\$669.40
PELE Pennsylvania Electric	PELE - TL 115KV	ERIE WEST to FAIRVIEW EAST	35620 - Clearing, Grading of Land	Non-Unitized	\$11,772.57	\$73.75	\$11,698.82
PELE Pennsylvania Electric	PELE - TL 115KV	ERIE WEST to FAIRVIEW EAST	35620 - Clearing, Grading of Land	Site Clearing	\$1,910.87	\$11.97	\$1,898.90
PELE Pennsylvania Electric	PELE - TL 115KV	ERIE WEST to FAIRVIEW EAST	35620 - Clearing, Grading of Land	Site Clearing	\$29,870.42	\$18,136.86	\$11,733.56
PELE Pennsylvania Electric	PELE - TL 115KV	ERIE WEST to FAIRVIEW EAST	35620 - Clearing, Grading of Land	Site Clearing	\$79,676.95	\$1,592.25	\$78,084.70
		ERIE WEST to FAIRVIEW EAST Total			\$123,904.43	\$19,819.05	\$104,085.38
PELE Pennsylvania Electric	PELE - TL 345KV	ERIE WEST to OHIO CEI	35620 - Clearing, Grading of Land	Non-Unitized	\$0.75	\$0.00	\$0.75
PELE Pennsylvania Electric	PELE - TL 345KV	ERIE WEST to OHIO CEI	35620 - Clearing, Grading of Land	Non-Unitized	\$73,992.72	\$463.52	\$73,529.20
PELE Pennsylvania Electric	PELE - TL 345KV	ERIE WEST to OHIO CEI	35620 - Clearing, Grading of Land	Site Clearing	\$311,527.83	\$6,225.50	\$305,302.33
		ERIE WEST to OHIO CEI Total			\$385,521.30	\$6,689.02	\$378,832.28
PELE Pennsylvania Electric	PELE - TL 115KV	ERIE WEST to SPRINGBORO	35620 - Clearing, Grading of Land	Non-Unitized	\$0.41	\$0.00	\$0.41
PELE Pennsylvania Electric	PELE - TL 115KV	ERIE WEST to SPRINGBORO	35620 - Clearing, Grading of Land	Non-Unitized	\$43,428.70	\$272.05	\$43,156.65
PELE Pennsylvania Electric	PELE - TL 115KV	ERIE WEST to SPRINGBORO	35620 - Clearing, Grading of Land	Site Clearing	\$36,780.49	\$22,332.55	\$14,447.94
PELE Pennsylvania Electric	PELE - TL 115KV	ERIE WEST to SPRINGBORO	35620 - Clearing, Grading of Land	Site Clearing	\$59,616.53	\$373.46	\$59,243.07
PELE Pennsylvania Electric	PELE - TL 115KV	ERIE WEST to SPRINGBORO	35620 - Clearing, Grading of Land	Site Clearing	\$162,673.63	\$3,250.83	\$159,422.80
		ERIE WEST to SPRINGBORO Total			\$302,499.76	\$26,228.89	\$276,270.87
PELE Pennsylvania Electric	PELE - TL 115KV	FARMERS VALLEY to POTTER TAP-GOLD	35620 - Clearing, Grading of Land	Non-Unitized	\$0.31	\$0.00	\$0.31
PELE Pennsylvania Electric	PELE - TL 115KV	FARMERS VALLEY to POTTER TAP-GOLD	35620 - Clearing, Grading of Land	Non-Unitized	\$10,688.14	\$66.95	\$10,621.19
PELE Pennsylvania Electric	PELE - TL 115KV	FARMERS VALLEY to POTTER TAP-GOLD	35620 - Clearing, Grading of Land	Site Clearing	\$6,881.60	\$5,150.39	\$1,731.21
PELE Pennsylvania Electric	PELE - TL 115KV	FARMERS VALLEY to POTTER TAP-GOLD	35620 - Clearing, Grading of Land	Site Clearing	\$69,454.84	\$1,387.97	\$68,066.87
PELE Pennsylvania Electric	PELE - TL 115KV	FARMERS VALLEY to POTTER TAP-GOLD	35620 - Clearing, Grading of Land	Site Clearing	\$243,485.61	\$196,727.70	\$46,757.91
		FARMERS VALLEY to POTTER TAP-GOLD Total			\$330,510.50	\$203,333.01	\$127,177.49

Company	Major Location	Asset Location	Utility Account	Asset Retirement Unit	Book Cost	Allocated Reserve	Net Book Value
PELE Pennsylvania Electric	PELE - TL 115KV	FARMERS VALLEY to RIDGWAY	35620 - Clearing, Grading of Land	Non-Unitized	\$0.02	\$0.00	\$0.02
PELE Pennsylvania Electric	PELE - TL 115KV	FARMERS VALLEY to RIDGWAY	35620 - Clearing, Grading of Land	Non-Unitized	\$11,970.97	\$74.99	\$11,895.98
PELE Pennsylvania Electric	PELE - TL 115KV	FARMERS VALLEY to RIDGWAY	35620 - Clearing, Grading of Land	Site Clearing	\$280.00	\$173.74	\$106.26
PELE Pennsylvania Electric	PELE - TL 115KV	FARMERS VALLEY to RIDGWAY	35620 - Clearing, Grading of Land	Site Clearing	\$799.74	\$5.01	\$794.73
PELE Pennsylvania Electric	PELE - TL 115KV	FARMERS VALLEY to RIDGWAY	35620 - Clearing, Grading of Land	Site Clearing	\$71,651.31	\$1,431.86	\$70,219.45
PELE Pennsylvania Electric	PELE - TL 115KV	FARMERS VALLEY to RIDGWAY	35620 - Clearing, Grading of Land	Site Clearing	\$134,408.09	\$110,140.40	\$24,267.69
		FARMERS VALLEY to RIDGWAY Total			\$219,110.13	\$111,826.00	\$107,284.13
PELE Pennsylvania Electric	PELE - TL 230KV	FOREST to ELKO to WEST PENN PC	35620 - Clearing, Grading of Land	Non-Unitized	\$0.51	\$0.00	\$0.51
PELE Pennsylvania Electric	PELE - TL 230KV	FOREST to ELKO to WEST PENN PC	35620 - Clearing, Grading of Land	Non-Unitized	\$27,796.97	\$174.13	\$27,622.84
PELE Pennsylvania Electric	PELE - TL 230KV	FOREST to ELKO to WEST PENN PC	35620 - Clearing, Grading of Land	Site Clearing	\$22,537.78	\$10,289.85	\$12,247.93
PELE Pennsylvania Electric	PELE - TL 230KV	FOREST to ELKO to WEST PENN PC	35620 - Clearing, Grading of Land	Site Clearing	\$49,605.47	\$38,327.64	\$11,277.83
PELE Pennsylvania Electric	PELE - TL 230KV	FOREST to ELKO to WEST PENN PC	35620 - Clearing, Grading of Land	Site Clearing	\$176,425.11	\$3,525.64	\$172,899.47
		FOREST to ELKO to WEST PENN PC Total			\$276,365.84	\$52,317.26	\$224,048.58
PELE Pennsylvania Electric	PELE - TL 115KV	FOREST to RIDGEWAY	35620 - Clearing, Grading of Land	Site Clearing	\$1,509.48	\$1,396.62	\$112.86
		FOREST to RIDGEWAY Total			\$1,509.48	\$1,396.62	\$112.86
PELE Pennsylvania Electric	PELE - TL 115KV	GARMAN to SPANGLER	35620 - Clearing, Grading of Land	Non-Unitized	\$0.10	\$0.00	\$0.10
PELE Pennsylvania Electric	PELE - TL 115KV	GARMAN to SPANGLER	35620 - Clearing, Grading of Land	Non-Unitized	\$11,937.58	\$74.78	\$11,862.80
PELE Pennsylvania Electric	PELE - TL 115KV	GARMAN to SPANGLER	35620 - Clearing, Grading of Land	Site Clearing	\$270.00	\$1.69	\$268.31
PELE Pennsylvania Electric	PELE - TL 115KV	GARMAN to SPANGLER	35620 - Clearing, Grading of Land	Site Clearing	\$45,704.13	\$24,032.11	\$21,672.02
PELE Pennsylvania Electric	PELE - TL 115KV	GARMAN to SPANGLER	35620 - Clearing, Grading of Land	Site Clearing	\$73,193.79	\$1,462.69	\$71,731.10
		GARMAN to SPANGLER Total			\$131,105.60	\$25,571.27	\$105,534.33
PELE Pennsylvania Electric	PELE - TL 115KV	GARMAN to WESTOVER SOUTH to MADERA	35620 - Clearing, Grading of Land	Non-Unitized	\$0.44	\$0.00	\$0.44
PELE Pennsylvania Electric	PELE - TL 115KV	GARMAN to WESTOVER SOUTH to MADERA	35620 - Clearing, Grading of Land	Non-Unitized	\$10,644.29	\$66.68	\$10,577.61
PELE Pennsylvania Electric	PELE - TL 115KV	GARMAN to WESTOVER SOUTH to MADERA	35620 - Clearing, Grading of Land	Site Clearing	\$250.06	\$187.15	\$62.91
PELE Pennsylvania Electric	PELE - TL 115KV	GARMAN to WESTOVER SOUTH to MADERA	35620 - Clearing, Grading of Land	Site Clearing	\$297.58	\$1.86	\$295.72
PELE Pennsylvania Electric	PELE - TL 115KV	GARMAN to WESTOVER SOUTH to MADERA	35620 - Clearing, Grading of Land	Site Clearing	\$306.00	\$165.10	\$140.90
PELE Pennsylvania Electric	PELE - TL 115KV	GARMAN to WESTOVER SOUTH to MADERA	35620 - Clearing, Grading of Land	Site Clearing	\$1,684.67	\$1,558.71	\$125.96
PELE Pennsylvania Electric	PELE - TL 115KV	GARMAN to WESTOVER SOUTH to MADERA	35620 - Clearing, Grading of Land	Site Clearing	\$3,209.61	\$2,806.82	\$402.79
PELE Pennsylvania Electric	PELE - TL 115KV	GARMAN to WESTOVER SOUTH to MADERA	35620 - Clearing, Grading of Land	Site Clearing	\$5,441.06	\$2,484.17	\$2,956.89
PELE Pennsylvania Electric	PELE - TL 115KV	GARMAN to WESTOVER SOUTH to MADERA	35620 - Clearing, Grading of Land	Site Clearing	\$6,708.00	\$4,937.95	\$1,770.05
PELE Pennsylvania Electric	PELE - TL 115KV	GARMAN to WESTOVER SOUTH to MADERA	35620 - Clearing, Grading of Land	Site Clearing	\$11,687.50	\$6,465.45	\$5,222.05
PELE Pennsylvania Electric	PELE - TL 115KV	GARMAN to WESTOVER SOUTH to MADERA	35620 - Clearing, Grading of Land	Site Clearing	\$71,272.70	\$1,424.30	\$69,848.40
		GARMAN to WESTOVER SOUTH to MADERA Total			\$111,501.91	\$20,098.19	\$91,403.72
PELE Pennsylvania Electric	PELE - TL 115KV	GENEVA to MORGAN STREET	35620 - Clearing, Grading of Land	Non-Unitized	\$0.13	\$0.00	\$0.13
PELE Pennsylvania Electric	PELE - TL 115KV	GENEVA to MORGAN STREET	35620 - Clearing, Grading of Land	Non-Unitized	\$20,744.04	\$129.95	\$20,614.09
PELE Pennsylvania Electric	PELE - TL 115KV	GENEVA to MORGAN STREET	35620 - Clearing, Grading of Land	Site Clearing	\$2,618.68	\$52.33	\$2,566.35
PELE Pennsylvania Electric	PELE - TL 115KV	GENEVA to MORGAN STREET	35620 - Clearing, Grading of Land	Site Clearing	\$8,216.95	\$7,602.61	\$614.34
PELE Pennsylvania Electric	PELE - TL 115KV	GENEVA to MORGAN STREET	35620 - Clearing, Grading of Land	Site Clearing	\$21,274.06	\$13,482.07	\$7,791.99
PELE Pennsylvania Electric	PELE - TL 115KV	GENEVA to MORGAN STREET	35620 - Clearing, Grading of Land	Site Clearing	\$83,303.27	\$521.84	\$82,781.43
		GENEVA to MORGAN STREET Total			\$136,157.13	\$21,788.80	\$114,368.33
PELE Pennsylvania Electric	PELE - TL 230KV	GLADE TAP to LEWIS RUN	35620 - Clearing, Grading of Land	Non-Unitized	\$27,796.97	\$174.13	\$27,622.84
PELE Pennsylvania Electric	PELE - TL 230KV	GLADE TAP to LEWIS RUN	35620 - Clearing, Grading of Land	Site Clearing	\$167,826.21	\$3,353.80	\$164,472.41
		GLADE TAP to LEWIS RUN Total			\$195,623.18	\$3,527.93	\$192,095.25
PELE Pennsylvania Electric	PELE - TL 230KV	GLADE to ERIE SOUTH	35620 - Clearing, Grading of Land	Non-Unitized	\$10,097.74	\$63.26	\$10,034.48
PELE Pennsylvania Electric	PELE - TL 230KV	GLADE to ERIE SOUTH	35620 - Clearing, Grading of Land	Non-Unitized	\$38,994.93	\$244.28	\$38,750.65
PELE Pennsylvania Electric	PELE - TL 230KV	GLADE to ERIE SOUTH	35620 - Clearing, Grading of Land	Site Clearing	\$230.92	\$199.47	\$31.45
PELE Pennsylvania Electric	PELE - TL 230KV	GLADE to ERIE SOUTH	35620 - Clearing, Grading of Land	Site Clearing	\$502.77	\$428.85	\$73.92
PELE Pennsylvania Electric	PELE - TL 230KV	GLADE to ERIE SOUTH	35620 - Clearing, Grading of Land	Site Clearing	\$812.94	\$710.92	\$102.02
PELE Pennsylvania Electric	PELE - TL 230KV	GLADE to ERIE SOUTH	35620 - Clearing, Grading of Land	Site Clearing	\$32,677.30	\$204.70	\$32,472.60
PELE Pennsylvania Electric	PELE - TL 230KV	GLADE to ERIE SOUTH	35620 - Clearing, Grading of Land	Site Clearing	\$40,984.96	\$37,920.70	\$3,064.26
PELE Pennsylvania Electric	PELE - TL 230KV	GLADE to ERIE SOUTH	35620 - Clearing, Grading of Land	Site Clearing	\$52,935.46	\$40,262.92	\$12,672.54
PELE Pennsylvania Electric	PELE - TL 230KV	GLADE to ERIE SOUTH	35620 - Clearing, Grading of Land	Site Clearing	\$85,559.35	\$55,346.60	\$30,212.75
PELE Pennsylvania Electric	PELE - TL 230KV	GLADE to ERIE SOUTH	35620 - Clearing, Grading of Land	Site Clearing	\$153,140.30	\$114,614.60	\$38,525.70
PELE Pennsylvania Electric	PELE - TL 230KV	GLADE to ERIE SOUTH	35620 - Clearing, Grading of Land	Site Clearing	\$233,118.27	\$4,658.58	\$228,459.69

Company	Major Location	Asset Location	Utility Account	Asset Retirement Unit	Book Cost	Allocated Reserve	Net Book Value
		GLADE to ERIE SOUTH Total			\$649,054.94	\$254,654.88	\$394,400.06
PELE Pennsylvania Electric	PELE - TL 230KV	GLADE to FOREST	35620 - Clearing, Grading of Land	Non-Unitized	\$16,831.62	\$105.44	\$16,726.18
PELE Pennsylvania Electric	PELE - TL 230KV	GLADE to FOREST	35620 - Clearing, Grading of Land	Non-Unitized	\$184,456.17	\$1,155.50	\$183,300.67
PELE Pennsylvania Electric	PELE - TL 230KV	GLADE to FOREST	35620 - Clearing, Grading of Land	Site Clearing	\$481,091.00	\$3,013.73	\$478,077.27
PELE Pennsylvania Electric	PELE - TL 230KV	GLADE to FOREST	35620 - Clearing, Grading of Land	Site Clearing	\$490,996.17	\$9,811.95	\$481,184.22
		GLADE to FOREST Total			\$1,173,374.96	\$14,086.62	\$1,159,288.34
PELE Pennsylvania Electric	PELE - TL 115KV	GLORY to EAST PIKE	35620 - Clearing, Grading of Land	Non-Unitized	\$0.06	\$0.00	\$0.06
PELE Pennsylvania Electric	PELE - TL 115KV	GLORY to EAST PIKE	35620 - Clearing, Grading of Land	Non-Unitized	\$46,885.29	\$293.71	\$46,591.58
PELE Pennsylvania Electric	PELE - TL 115KV	GLORY to EAST PIKE	35620 - Clearing, Grading of Land	Site Clearing	\$31,244.21	\$23,764.47	\$7,479.74
PELE Pennsylvania Electric	PELE - TL 115KV	GLORY to EAST PIKE	35620 - Clearing, Grading of Land	Site Clearing	\$72,620.54	\$1,451.23	\$71,169.31
PELE Pennsylvania Electric	PELE - TL 115KV	GLORY to EAST PIKE	35620 - Clearing, Grading of Land	Site Clearing	\$141,173.58	\$884.36	\$140,289.22
		GLORY to EAST PIKE Total			\$291,923.68	\$26,393.77	\$265,529.91
PELE Pennsylvania Electric	PELE - TL 115KV	GLORY to GARMAN	35620 - Clearing, Grading of Land	Non-Unitized	\$0.21	\$0.00	\$0.21
PELE Pennsylvania Electric	PELE - TL 115KV	GLORY to GARMAN	35620 - Clearing, Grading of Land	Non-Unitized	\$12,735.17	\$79.78	\$12,655.39
PELE Pennsylvania Electric	PELE - TL 115KV	GLORY to GARMAN	35620 - Clearing, Grading of Land	Site Clearing	\$254.38	\$1.59	\$252.79
PELE Pennsylvania Electric	PELE - TL 115KV	GLORY to GARMAN	35620 - Clearing, Grading of Land	Site Clearing	\$306.05	\$165.12	\$140.93
PELE Pennsylvania Electric	PELE - TL 115KV	GLORY to GARMAN	35620 - Clearing, Grading of Land	Site Clearing	\$78,151.42	\$1,561.76	\$76,589.66
		GLORY to GARMAN Total			\$91,447.23	\$1,808.25	\$89,638.98
PELE Pennsylvania Electric	PELE - TL 115KV	GORE JUNCTION to FAIRVIEW EAST	35620 - Clearing, Grading of Land	Non-Unitized	\$0.72	\$0.00	\$0.72
PELE Pennsylvania Electric	PELE - TL 115KV	GORE JUNCTION to FAIRVIEW EAST	35620 - Clearing, Grading of Land	Non-Unitized	\$11,772.57	\$73.75	\$11,698.82
PELE Pennsylvania Electric	PELE - TL 115KV	GORE JUNCTION to FAIRVIEW EAST	35620 - Clearing, Grading of Land	Site Clearing	\$8,429.79	\$5,995.00	\$2,434.79
PELE Pennsylvania Electric	PELE - TL 115KV	GORE JUNCTION to FAIRVIEW EAST	35620 - Clearing, Grading of Land	Site Clearing	\$30,989.68	\$20,451.20	\$10,538.48
PELE Pennsylvania Electric	PELE - TL 115KV	GORE JUNCTION to FAIRVIEW EAST	35620 - Clearing, Grading of Land	Site Clearing	\$83,116.49	\$1,660.98	\$81,455.51
		GORE JUNCTION to FAIRVIEW EAST Total			\$134,309.25	\$28,180.93	\$106,128.32
PELE Pennsylvania Electric	PELE - TL 115KV	GORE JUNCTION to ROLLING MEADOWS	35620 - Clearing, Grading of Land	Non-Unitized	\$11,772.57	\$73.75	\$11,698.82
PELE Pennsylvania Electric	PELE - TL 115KV	GORE JUNCTION to ROLLING MEADOWS	35620 - Clearing, Grading of Land	Site Clearing	\$1,026.18	\$716.81	\$309.37
PELE Pennsylvania Electric	PELE - TL 115KV	GORE JUNCTION to ROLLING MEADOWS	35620 - Clearing, Grading of Land	Site Clearing	\$3,553.61	\$2,571.77	\$981.84
PELE Pennsylvania Electric	PELE - TL 115KV	GORE JUNCTION to ROLLING MEADOWS	35620 - Clearing, Grading of Land	Site Clearing	\$71,078.05	\$1,420.41	\$69,657.64
		GORE JUNCTION to ROLLING MEADOWS Total			\$87,430.41	\$4,782.74	\$82,647.67
PELE Pennsylvania Electric	PELE - TL 115KV	GOUDEY-NYSEG to TIFFANY to LENOX	35620 - Clearing, Grading of Land	Non-Unitized	\$1.08	\$0.01	\$1.07
PELE Pennsylvania Electric	PELE - TL 115KV	GOUDEY-NYSEG to TIFFANY to LENOX	35620 - Clearing, Grading of Land	Non-Unitized	\$39,859.52	\$249.69	\$39,609.83
PELE Pennsylvania Electric	PELE - TL 115KV	GOUDEY-NYSEG to TIFFANY to LENOX	35620 - Clearing, Grading of Land	Site Clearing	\$915.48	\$639.48	\$276.00
PELE Pennsylvania Electric	PELE - TL 115KV	GOUDEY-NYSEG to TIFFANY to LENOX	35620 - Clearing, Grading of Land	Site Clearing	\$88,849.09	\$1,775.54	\$87,073.55
PELE Pennsylvania Electric	PELE - TL 115KV	GOUDEY-NYSEG to TIFFANY to LENOX	35620 - Clearing, Grading of Land	Site Clearing	\$113,227.01	\$709.29	\$112,517.72
		GOUDEY-NYSEG to TIFFANY to LENOX Total			\$242,852.18	\$3,374.01	\$239,478.17
PELE Pennsylvania Electric	PELE - TL 115KV	GRANDVIEW to TITUSVILLE	35620 - Clearing, Grading of Land	Non-Unitized	\$0.44	\$0.00	\$0.44
PELE Pennsylvania Electric	PELE - TL 115KV	GRANDVIEW to TITUSVILLE	35620 - Clearing, Grading of Land	Non-Unitized	\$11,772.57	\$73.75	\$11,698.82
PELE Pennsylvania Electric	PELE - TL 115KV	GRANDVIEW to TITUSVILLE	35620 - Clearing, Grading of Land	Site Clearing	\$78,530.42	\$1,569.33	\$76,961.09
		GRANDVIEW to TITUSVILLE Total			\$90,303.43	\$1,643.08	\$88,660.35
PELE Pennsylvania Electric	PELE - TL 115KV	GRENN GARDEN to ESG LINE	35620 - Clearing, Grading of Land	Non-Unitized	\$0.90	\$0.01	\$0.89
PELE Pennsylvania Electric	PELE - TL 115KV	GRENN GARDEN to ESG LINE	35620 - Clearing, Grading of Land	Site Clearing	\$14,904.75	\$297.85	\$14,606.90
		GRENN GARDEN to ESG LINE Total			\$14,905.65	\$297.86	\$14,607.79
PELE Pennsylvania Electric	PELE - TL 115KV	HILLCLAY JUNCTION to RACHEL HILL	35620 - Clearing, Grading of Land	Non-Unitized	\$11,772.57	\$73.75	\$11,698.82
PELE Pennsylvania Electric	PELE - TL 115KV	HILLCLAY JUNCTION to RACHEL HILL	35620 - Clearing, Grading of Land	Site Clearing	\$5.82	\$1.60	\$4.22
PELE Pennsylvania Electric	PELE - TL 115KV	HILLCLAY JUNCTION to RACHEL HILL	35620 - Clearing, Grading of Land	Site Clearing	\$291.24	\$88.05	\$203.19
PELE Pennsylvania Electric	PELE - TL 115KV	HILLCLAY JUNCTION to RACHEL HILL	35620 - Clearing, Grading of Land	Site Clearing	\$71,078.05	\$1,420.41	\$69,657.64
		HILLCLAY JUNCTION to RACHEL HILL Total			\$83,147.68	\$1,583.81	\$81,563.87
PELE Pennsylvania Electric	PELE - TL 115KV	HILLTOP to HILLELAY JCT to CLAYSBURG	35620 - Clearing, Grading of Land	Non-Unitized	\$0.10	\$0.00	\$0.10
PELE Pennsylvania Electric	PELE - TL 115KV	HILLTOP to HILLELAY JCT to CLAYSBURG	35620 - Clearing, Grading of Land	Site Clearing	\$1,719.78	\$34.37	\$1,685.41
PELE Pennsylvania Electric	PELE - TL 115KV	HILLTOP to HILLELAY JCT to CLAYSBURG	35620 - Clearing, Grading of Land	Site Clearing	\$131,848.17	\$111,010.31	\$20,837.86
		HILLTOP to HILLELAY JCT to CLAYSBURG Total			\$133,568.05	\$111,044.68	\$22,523.37
PELE Pennsylvania Electric	PELE - TL 115KV	HILLTOP to REEDER STREET	35620 - Clearing, Grading of Land	Non-Unitized	\$0.02	\$0.00	\$0.02
PELE Pennsylvania Electric	PELE - TL 115KV	HILLTOP to REEDER STREET	35620 - Clearing, Grading of Land	Non-Unitized	\$2,598.67	\$16.28	\$2,582.39
PELE Pennsylvania Electric	PELE - TL 115KV	HILLTOP to REEDER STREET	35620 - Clearing, Grading of Land	Site Clearing	\$554.18	\$3.47	\$550.71

Company	Major Location	Asset Location	Utility Account	Asset Retirement Unit	Book Cost	Allocated Reserve	Net Book Value
PELE Pennsylvania Electric	PELE - TL 115KV	HILLTOP to REEDER STREET	35620 - Clearing, Grading of Land	Site Clearing	\$3,065.91	\$2,023.30	\$1,042.61
PELE Pennsylvania Electric	PELE - TL 115KV	HILLTOP to REEDER STREET	35620 - Clearing, Grading of Land	Site Clearing	\$10,516.31	\$210.16	\$10,306.15
		HILLTOP to REEDER STREET Total			\$16,735.09	\$2,253.21	\$14,481.88
PELE Pennsylvania Electric	PELE - TL 230KV	HOMER CITY to HOOVERSVILLE	35620 - Clearing, Grading of Land	Non-Unitized	\$0.34	\$0.00	\$0.34
PELE Pennsylvania Electric	PELE - TL 230KV	HOMER CITY to HOOVERSVILLE	35620 - Clearing, Grading of Land	Non-Unitized	\$27,981.44	\$175.29	\$27,806.15
PELE Pennsylvania Electric	PELE - TL 230KV	HOMER CITY to HOOVERSVILLE	35620 - Clearing, Grading of Land	Site Clearing	\$743.95	\$4.66	\$739.29
PELE Pennsylvania Electric	PELE - TL 230KV	HOMER CITY to HOOVERSVILLE	35620 - Clearing, Grading of Land	Site Clearing	\$173,558.80	\$3,468.36	\$170,090.44
PELE Pennsylvania Electric	PELE - TL 230KV	HOMER CITY to HOOVERSVILLE	35620 - Clearing, Grading of Land	Site Clearing	\$205,782.26	\$111,026.56	\$94,755.70
		HOMER CITY to HOOVERSVILLE Total			\$408,066.79	\$114,674.87	\$293,391.92
PELE Pennsylvania Electric	PELE - TL 230KV	HOMER CITY to JOHNSTOWN	35620 - Clearing, Grading of Land	Non-Unitized	\$0.06	\$0.00	\$0.06
PELE Pennsylvania Electric	PELE - TL 230KV	HOMER CITY to JOHNSTOWN	35620 - Clearing, Grading of Land	Non-Unitized	\$18,522.62	\$116.03	\$18,406.59
PELE Pennsylvania Electric	PELE - TL 230KV	HOMER CITY to JOHNSTOWN	35620 - Clearing, Grading of Land	Site Clearing	\$35,294.49	\$21,430.28	\$13,864.21
PELE Pennsylvania Electric	PELE - TL 230KV	HOMER CITY to JOHNSTOWN	35620 - Clearing, Grading of Land	Site Clearing	\$52,213.06	\$33,089.13	\$19,123.93
PELE Pennsylvania Electric	PELE - TL 230KV	HOMER CITY to JOHNSTOWN	35620 - Clearing, Grading of Land	Site Clearing	\$99,493.31	\$1,988.25	\$97,505.06
		HOMER CITY to JOHNSTOWN Total			\$205,523.54	\$56,623.69	\$148,899.85
PELE Pennsylvania Electric	PELE - TL 230KV	HOMER CITY to SEWARD	35620 - Clearing, Grading of Land	Non-Unitized	\$0.06	\$0.00	\$0.06
PELE Pennsylvania Electric	PELE - TL 230KV	HOMER CITY to SEWARD	35620 - Clearing, Grading of Land	Non-Unitized	\$68,173.48	\$427.06	\$67,746.42
PELE Pennsylvania Electric	PELE - TL 230KV	HOMER CITY to SEWARD	35620 - Clearing, Grading of Land	Site Clearing	\$456.07	\$2.86	\$453.21
PELE Pennsylvania Electric	PELE - TL 230KV	HOMER CITY to SEWARD	35620 - Clearing, Grading of Land	Site Clearing	\$11,404.64	\$6,924.72	\$4,479.92
PELE Pennsylvania Electric	PELE - TL 230KV	HOMER CITY to SEWARD	35620 - Clearing, Grading of Land	Site Clearing	\$66,613.25	\$42,215.00	\$24,398.25
PELE Pennsylvania Electric	PELE - TL 230KV	HOMER CITY to SEWARD	35620 - Clearing, Grading of Land	Site Clearing	\$331,629.10	\$6,627.20	\$325,001.90
		HOMER CITY to SEWARD Total			\$478,276.60	\$56,196.84	\$422,079.76
PELE Pennsylvania Electric	PELE - TL 345KV	HOMER CITY to WAYNE	35620 - Clearing, Grading of Land	Non-Unitized	\$16,829.03	\$105.42	\$16,723.61
PELE Pennsylvania Electric	PELE - TL 345KV	HOMER CITY to WAYNE	35620 - Clearing, Grading of Land	Non-Unitized	\$32,546.61	\$203.88	\$32,342.73
PELE Pennsylvania Electric	PELE - TL 345KV	HOMER CITY to WAYNE	35620 - Clearing, Grading of Land	Site Clearing	\$103,754.27	\$2,073.40	\$101,680.87
PELE Pennsylvania Electric	PELE - TL 345KV	HOMER CITY to WAYNE	35620 - Clearing, Grading of Land	Site Clearing	\$131,518.57	\$823.88	\$130,694.69
PELE Pennsylvania Electric	PELE - TL 345KV	HOMER CITY to WAYNE	35620 - Clearing, Grading of Land	Site Clearing	\$609,966.10	\$378,483.80	\$231,482.30
		HOMER CITY to WAYNE Total			\$894,614.58	\$381,690.38	\$512,924.20
PELE Pennsylvania Electric	PELE - TL 115KV	HOOVERSVILLE to CENTRAL CITY WEST	35620 - Clearing, Grading of Land	Non-Unitized	\$0.06	\$0.00	\$0.06
PELE Pennsylvania Electric	PELE - TL 115KV	HOOVERSVILLE to CENTRAL CITY WEST	35620 - Clearing, Grading of Land	Non-Unitized	\$23,545.21	\$147.50	\$23,397.71
PELE Pennsylvania Electric	PELE - TL 115KV	HOOVERSVILLE to CENTRAL CITY WEST	35620 - Clearing, Grading of Land	Site Clearing	\$143,302.64	\$2,863.73	\$140,438.91
		HOOVERSVILLE to CENTRAL CITY WEST Total			\$166,847.91	\$3,011.23	\$163,836.68
PELE Pennsylvania Electric	PELE - TL 115KV	HOOVERSVILLE to RALPHTON	35620 - Clearing, Grading of Land	Site Clearing	\$18,964.45	\$9,971.87	\$8,992.58
PELE Pennsylvania Electric	PELE - TL 115KV	HOOVERSVILLE to RALPHTON	35620 - Clearing, Grading of Land	Site Clearing	\$29,846.77	\$14,870.84	\$14,975.93
		HOOVERSVILLE to RALPHTON Total			\$48,811.22	\$24,842.71	\$23,968.51
PELE Pennsylvania Electric	PELE - TL 115KV	HOOVERSVILLE to SOMERSET	35620 - Clearing, Grading of Land	Non-Unitized	\$0.10	\$0.00	\$0.10
PELE Pennsylvania Electric	PELE - TL 115KV	HOOVERSVILLE to SOMERSET	35620 - Clearing, Grading of Land	Non-Unitized	\$23,545.21	\$147.50	\$23,397.71
PELE Pennsylvania Electric	PELE - TL 115KV	HOOVERSVILLE to SOMERSET	35620 - Clearing, Grading of Land	Site Clearing	\$2,023.86	\$1,489.82	\$534.04
PELE Pennsylvania Electric	PELE - TL 115KV	HOOVERSVILLE to SOMERSET	35620 - Clearing, Grading of Land	Site Clearing	\$28,801.85	\$26,648.47	\$2,153.38
PELE Pennsylvania Electric	PELE - TL 115KV	HOOVERSVILLE to SOMERSET	35620 - Clearing, Grading of Land	Site Clearing	\$143,875.89	\$2,875.18	\$141,000.71
		HOOVERSVILLE to SOMERSET Total			\$198,246.91	\$31,160.97	\$167,085.94
PELE Pennsylvania Electric	PELE - TL 115KV	HT LINE TAP to PROSPECT	35620 - Clearing, Grading of Land	Site Clearing	\$2,356.92	\$1,705.72	\$651.20
		HT LINE TAP to PROSPECT Total			\$2,356.92	\$1,705.72	\$651.20
PELE Pennsylvania Electric	PELE - TL 230KV	JOHNSTOWN SUB to BETH STEEL ARC FURN	35620 - Clearing, Grading of Land	Site Clearing	\$3,168.68	\$1,446.69	\$1,721.99
		JOHNSTOWN SUB to BETH STEEL ARC FURN Total			\$3,168.68	\$1,446.69	\$1,721.99
PELE Pennsylvania Electric	PELE - TL 230KV	JOHNSTOWN to ALTOONA	35620 - Clearing, Grading of Land	Non-Unitized	\$0.82	\$0.01	\$0.81
PELE Pennsylvania Electric	PELE - TL 230KV	JOHNSTOWN to ALTOONA	35620 - Clearing, Grading of Land	Non-Unitized	\$27,796.97	\$174.13	\$27,622.84
PELE Pennsylvania Electric	PELE - TL 230KV	JOHNSTOWN to ALTOONA	35620 - Clearing, Grading of Land	Site Clearing	\$181,584.43	\$3,628.74	\$177,955.69
PELE Pennsylvania Electric	PELE - TL 230KV	JOHNSTOWN to ALTOONA	35620 - Clearing, Grading of Land	Site Clearing	\$198,073.84	\$130,716.04	\$67,357.80
		JOHNSTOWN to ALTOONA Total			\$407,456.06	\$134,518.92	\$272,937.14
PELE Pennsylvania Electric	PELE - TL 115KV	JOHNSTOWN to BON AIR	35620 - Clearing, Grading of Land	Non-Unitized	\$0.15	\$0.00	\$0.15
PELE Pennsylvania Electric	PELE - TL 115KV	JOHNSTOWN to BON AIR	35620 - Clearing, Grading of Land	Non-Unitized	\$11,893.75	\$74.51	\$11,819.24
PELE Pennsylvania Electric	PELE - TL 115KV	JOHNSTOWN to BON AIR	35620 - Clearing, Grading of Land	Site Clearing	\$27,639.76	\$16,412.28	\$11,227.48
PELE Pennsylvania Electric	PELE - TL 115KV	JOHNSTOWN to BON AIR	35620 - Clearing, Grading of Land	Site Clearing	\$74,433.72	\$1,487.47	\$72,946.25

Company	Major Location	Asset Location	Utility Account	Asset Retirement Unit	Book Cost	Allocated Reserve	Net Book Value
		JOHNSTOWN to BON AIR Total			\$113,967.38	\$17,974.26	\$95,993.12
PELE Pennsylvania Electric	PELE - TL 115KV	JOHNSTOWN to CAMBRIA SLOPE	35620 - Clearing, Grading of Land	Non-Unitized	\$0.10	\$0.00	\$0.10
PELE Pennsylvania Electric	PELE - TL 115KV	JOHNSTOWN to CAMBRIA SLOPE	35620 - Clearing, Grading of Land	Non-Unitized	\$11,772.57	\$73.75	\$11,698.82
PELE Pennsylvania Electric	PELE - TL 115KV	JOHNSTOWN to CAMBRIA SLOPE	35620 - Clearing, Grading of Land	Site Clearing	\$72,797.83	\$1,454.78	\$71,343.05
PELE Pennsylvania Electric	PELE - TL 115KV	JOHNSTOWN to CAMBRIA SLOPE	35620 - Clearing, Grading of Land	Site Clearing	\$105,384.06	\$52,506.51	\$52,877.55
		JOHNSTOWN to CAMBRIA SLOPE Total			\$189,954.56	\$54,035.04	\$135,919.52
PELE Pennsylvania Electric	PELE - TL 115KV	JOHNSTOWN to PROSPECT	35620 - Clearing, Grading of Land	Non-Unitized	\$11,772.57	\$73.75	\$11,698.82
PELE Pennsylvania Electric	PELE - TL 115KV	JOHNSTOWN to PROSPECT	35620 - Clearing, Grading of Land	Site Clearing	\$25,205.50	\$17,925.35	\$7,280.15
PELE Pennsylvania Electric	PELE - TL 115KV	JOHNSTOWN to PROSPECT	35620 - Clearing, Grading of Land	Site Clearing	\$71,078.05	\$1,420.41	\$69,657.64
		JOHNSTOWN to PROSPECT Total			\$108,056.12	\$19,419.51	\$88,636.61
PELE Pennsylvania Electric	PELE - TL 500KV	KEYSTONE to CONEMAUGH	35620 - Clearing, Grading of Land	Non-Unitized	\$0.02	\$0.00	\$0.02
PELE Pennsylvania Electric	PELE - TL 500KV	KEYSTONE to CONEMAUGH	35620 - Clearing, Grading of Land	Non-Unitized	\$20,741.43	\$129.93	\$20,611.50
PELE Pennsylvania Electric	PELE - TL 500KV	KEYSTONE to CONEMAUGH	35620 - Clearing, Grading of Land	Site Clearing	\$40,137.68	\$251.44	\$39,886.24
PELE Pennsylvania Electric	PELE - TL 500KV	KEYSTONE to CONEMAUGH	35620 - Clearing, Grading of Land	Site Clearing	\$42,480.20	\$27,479.58	\$15,000.62
PELE Pennsylvania Electric	PELE - TL 500KV	KEYSTONE to CONEMAUGH	35620 - Clearing, Grading of Land	Site Clearing	\$65,260.78	\$1,304.16	\$63,956.62
PELE Pennsylvania Electric	PELE - TL 500KV	KEYSTONE to CONEMAUGH	35620 - Clearing, Grading of Land	Site Clearing	\$116,997.01	\$72,596.61	\$44,400.40
		KEYSTONE to CONEMAUGH Total			\$285,617.12	\$101,761.72	\$183,855.40
PELE Pennsylvania Electric	PELE - TL 230KV	KEYSTONE to HOMER CITY	35620 - Clearing, Grading of Land	Non-Unitized	\$0.02	\$0.00	\$0.02
PELE Pennsylvania Electric	PELE - TL 230KV	KEYSTONE to HOMER CITY	35620 - Clearing, Grading of Land	Site Clearing	\$573.26	\$11.46	\$561.80
PELE Pennsylvania Electric	PELE - TL 230KV	KEYSTONE to HOMER CITY	35620 - Clearing, Grading of Land	Site Clearing	\$79,250.55	\$52,300.28	\$26,950.27
		KEYSTONE to HOMER CITY Total			\$79,823.83	\$52,311.74	\$27,512.09
PELE Pennsylvania Electric	PELE - TL 500KV	KEYSTONE to JUNIATA	35620 - Clearing, Grading of Land	Non-Unitized	\$0.44	\$0.00	\$0.44
PELE Pennsylvania Electric	PELE - TL 500KV	KEYSTONE to JUNIATA	35620 - Clearing, Grading of Land	Non-Unitized	\$54,563.27	\$341.80	\$54,221.47
PELE Pennsylvania Electric	PELE - TL 500KV	KEYSTONE to JUNIATA	35620 - Clearing, Grading of Land	Site Clearing	\$64,487.52	\$403.97	\$64,083.55
PELE Pennsylvania Electric	PELE - TL 500KV	KEYSTONE to JUNIATA	35620 - Clearing, Grading of Land	Site Clearing	\$239,836.86	\$4,792.84	\$235,044.02
PELE Pennsylvania Electric	PELE - TL 500KV	KEYSTONE to JUNIATA	35620 - Clearing, Grading of Land	Site Clearing	\$845,521.37	\$546,950.55	\$298,570.82
		KEYSTONE to JUNIATA Total			\$1,204,409.46	\$552,489.16	\$651,920.30
PELE Pennsylvania Electric	PELE - TL 115KV	LEWIS RUN to FARMERS VALLEY	35620 - Clearing, Grading of Land	Non-Unitized	\$0.21	\$0.00	\$0.21
PELE Pennsylvania Electric	PELE - TL 115KV	LEWIS RUN to FARMERS VALLEY	35620 - Clearing, Grading of Land	Non-Unitized	\$35,711.75	\$223.71	\$35,488.04
PELE Pennsylvania Electric	PELE - TL 115KV	LEWIS RUN to FARMERS VALLEY	35620 - Clearing, Grading of Land	Site Clearing	\$61,029.03	\$50,010.10	\$11,018.93
PELE Pennsylvania Electric	PELE - TL 115KV	LEWIS RUN to FARMERS VALLEY	35620 - Clearing, Grading of Land	Site Clearing	\$74,517.61	\$1,489.14	\$73,028.47
PELE Pennsylvania Electric	PELE - TL 115KV	LEWIS RUN to FARMERS VALLEY	35620 - Clearing, Grading of Land	Site Clearing	\$96,521.05	\$604.64	\$95,916.41
		LEWIS RUN to FARMERS VALLEY Total			\$267,779.65	\$52,327.59	\$215,452.06
PELE Pennsylvania Electric	PELE - TL 230KV	LEWISTOWN to JUNIATA to MIDDLETOWN JCT	35620 - Clearing, Grading of Land	Non-Unitized	\$0.13	\$0.00	\$0.13
PELE Pennsylvania Electric	PELE - TL 230KV	LEWISTOWN to JUNIATA to MIDDLETOWN JCT	35620 - Clearing, Grading of Land	Non-Unitized	\$27,860.83	\$174.53	\$27,686.30
PELE Pennsylvania Electric	PELE - TL 230KV	LEWISTOWN to JUNIATA to MIDDLETOWN JCT	35620 - Clearing, Grading of Land	Site Clearing	\$257.72	\$1.61	\$256.11
PELE Pennsylvania Electric	PELE - TL 230KV	LEWISTOWN to JUNIATA to MIDDLETOWN JCT	35620 - Clearing, Grading of Land	Site Clearing	\$170,119.25	\$3,399.62	\$166,719.63
PELE Pennsylvania Electric	PELE - TL 230KV	LEWISTOWN to JUNIATA to MIDDLETOWN JCT	35620 - Clearing, Grading of Land	Site Clearing	\$236,180.88	\$193,537.88	\$42,643.00
		LEWISTOWN to JUNIATA to MIDDLETOWN JCT Total			\$434,418.81	\$197,113.64	\$237,305.17
PELE Pennsylvania Electric	PELE - TL 230KV	LEWISTOWN to YEAGERTOWN LY1	35620 - Clearing, Grading of Land	Site Clearing	\$6,123.12	\$4,120.23	\$2,002.89
PELE Pennsylvania Electric	PELE - TL 230KV	LEWISTOWN to YEAGERTOWN LY1	35620 - Clearing, Grading of Land	Site Clearing	\$6,931.25	\$5,016.19	\$1,915.06
PELE Pennsylvania Electric	PELE - TL 230KV	LEWISTOWN to YEAGERTOWN LY1	35620 - Clearing, Grading of Land	Site Clearing	\$21,872.01	\$10,290.54	\$11,581.47
		LEWISTOWN to YEAGERTOWN LY1 Total			\$34,926.38	\$19,426.96	\$15,499.42
PELE Pennsylvania Electric	PELE - TL 230KV	LEWISTOWN to YEAGERTOWN LY2	35620 - Clearing, Grading of Land	Non-Unitized	\$27,796.97	\$174.13	\$27,622.84
PELE Pennsylvania Electric	PELE - TL 230KV	LEWISTOWN to YEAGERTOWN LY2	35620 - Clearing, Grading of Land	Site Clearing	\$167,826.21	\$3,353.80	\$164,472.41
		LEWISTOWN to YEAGERTOWN LY2 Total			\$195,623.18	\$3,527.93	\$192,095.25
PELE Pennsylvania Electric	PELE - TL 115KV	LUCERNE to EDGEWOOD to SHELOCTA	35620 - Clearing, Grading of Land	Non-Unitized	\$0.13	\$0.00	\$0.13
PELE Pennsylvania Electric	PELE - TL 115KV	LUCERNE to EDGEWOOD to SHELOCTA	35620 - Clearing, Grading of Land	Non-Unitized	\$11,772.57	\$73.75	\$11,698.82
PELE Pennsylvania Electric	PELE - TL 115KV	LUCERNE to EDGEWOOD to SHELOCTA	35620 - Clearing, Grading of Land	Site Clearing	\$26,958.88	\$18,487.30	\$8,471.58
PELE Pennsylvania Electric	PELE - TL 115KV	LUCERNE to EDGEWOOD to SHELOCTA	35620 - Clearing, Grading of Land	Site Clearing	\$73,371.09	\$1,466.23	\$71,904.86
		LUCERNE to EDGEWOOD to SHELOCTA Total			\$112,102.67	\$20,027.28	\$92,075.39
PELE Pennsylvania Electric	PELE - TL 115KV	MANSFIELD to SOUTH TROY to EAST TOWANDA	35620 - Clearing, Grading of Land	Non-Unitized	\$0.23	\$0.00	\$0.23
PELE Pennsylvania Electric	PELE - TL 115KV	MANSFIELD to SOUTH TROY to EAST TOWANDA	35620 - Clearing, Grading of Land	Non-Unitized	\$23,877.32	\$149.58	\$23,727.74
PELE Pennsylvania Electric	PELE - TL 115KV	MANSFIELD to SOUTH TROY to EAST TOWANDA	35620 - Clearing, Grading of Land	Site Clearing	\$215.77	\$164.12	\$51.65

Company	Major Location	Asset Location	Utility Account	Asset Retirement Unit	Book Cost	Allocated Reserve	Net Book Value
PELE Pennsylvania Electric	PELE - TL 115KV	MANSFIELD to SOUTH TROY to EAST TOWANDA	35620 - Clearing, Grading of Land	Site Clearing	\$1,339.11	\$8.39	\$1,330.72
PELE Pennsylvania Electric	PELE - TL 115KV	MANSFIELD to SOUTH TROY to EAST TOWANDA	35620 - Clearing, Grading of Land	Site Clearing	\$3,742.75	\$1,916.49	\$1,826.26
PELE Pennsylvania Electric	PELE - TL 115KV	MANSFIELD to SOUTH TROY to EAST TOWANDA	35620 - Clearing, Grading of Land	Site Clearing	\$16,457.64	\$13,297.19	\$3,160.45
PELE Pennsylvania Electric	PELE - TL 115KV	MANSFIELD to SOUTH TROY to EAST TOWANDA	35620 - Clearing, Grading of Land	Site Clearing	\$26,933.96	\$22,376.18	\$4,557.78
PELE Pennsylvania Electric	PELE - TL 115KV	MANSFIELD to SOUTH TROY to EAST TOWANDA	35620 - Clearing, Grading of Land	Site Clearing	\$146,168.93	\$2,921.01	\$143,247.92
		MANSFIELD to SOUTH TROY to EAST TOWANDA Total			\$218,735.71	\$40,832.96	\$177,902.75
PELE Pennsylvania Electric	PELE - TL 115KV	MANSFIELD to TOWER HILL	35620 - Clearing, Grading of Land	Non-Unitized	\$0.02	\$0.00	\$0.02
PELE Pennsylvania Electric	PELE - TL 115KV	MANSFIELD to TOWER HILL	35620 - Clearing, Grading of Land	Non-Unitized	\$1,762.01	\$11.04	\$1,750.97
PELE Pennsylvania Electric	PELE - TL 115KV	MANSFIELD to TOWER HILL	35620 - Clearing, Grading of Land	Site Clearing	\$573.26	\$11.46	\$561.80
PELE Pennsylvania Electric	PELE - TL 115KV	MANSFIELD to TOWER HILL	35620 - Clearing, Grading of Land	Site Clearing	\$7,104.24	\$44.50	\$7,059.74
		MANSFIELD to TOWER HILL Total			\$9,439.53	\$67.00	\$9,372.53
PELE Pennsylvania Electric	PELE - TL 115KV	NILES VALLEY to MANSVILLE	35620 - Clearing, Grading of Land	Non-Unitized	\$11,772.57	\$73.75	\$11,698.82
PELE Pennsylvania Electric	PELE - TL 115KV	NILES VALLEY to MANSVILLE	35620 - Clearing, Grading of Land	Site Clearing	\$71,078.05	\$1,420.41	\$69,657.64
		NILES VALLEY to MANSVILLE Total			\$82,850.62	\$1,494.16	\$81,356.46
PELE Pennsylvania Electric	PELE - TL 115KV	NILES VALLEY to OSCEOLA	35620 - Clearing, Grading of Land	Non-Unitized	\$11,772.57	\$73.75	\$11,698.82
PELE Pennsylvania Electric	PELE - TL 115KV	NILES VALLEY to OSCEOLA	35620 - Clearing, Grading of Land	Site Clearing	\$751.47	\$332.60	\$418.87
PELE Pennsylvania Electric	PELE - TL 115KV	NILES VALLEY to OSCEOLA	35620 - Clearing, Grading of Land	Site Clearing	\$71,078.05	\$1,420.41	\$69,657.64
PELE Pennsylvania Electric	PELE - TL 115KV	NILES VALLEY to OSCEOLA	35620 - Clearing, Grading of Land	Site Clearing	\$121,537.75	\$55,489.30	\$66,048.45
		NILES VALLEY to OSCEOLA Total			\$205,139.84	\$57,316.06	\$147,823.78
PELE Pennsylvania Electric	PELE - TL 115KV	NORTH MESHOPPEN to LENOX	35620 - Clearing, Grading of Land	Non-Unitized	\$41,876.82	\$262.33	\$41,614.49
PELE Pennsylvania Electric	PELE - TL 115KV	NORTH MESHOPPEN to LENOX	35620 - Clearing, Grading of Land	Site Clearing	\$8,872.52	\$55.58	\$8,816.94
PELE Pennsylvania Electric	PELE - TL 115KV	NORTH MESHOPPEN to LENOX	35620 - Clearing, Grading of Land	Site Clearing	\$183,801.99	\$3,673.06	\$180,128.93
		NORTH MESHOPPEN to LENOX Total			\$234,551.33	\$3,990.97	\$230,560.36
PELE Pennsylvania Electric	PELE - TL 115KV	NORTH MESHOPPEN to MEHOOPANY NO.1	35620 - Clearing, Grading of Land	Non-Unitized	\$12,411.26	\$77.75	\$12,333.51
PELE Pennsylvania Electric	PELE - TL 115KV	NORTH MESHOPPEN to MEHOOPANY NO.1	35620 - Clearing, Grading of Land	Site Clearing	\$13,642.81	\$9,003.38	\$4,639.43
PELE Pennsylvania Electric	PELE - TL 115KV	NORTH MESHOPPEN to MEHOOPANY NO.1	35620 - Clearing, Grading of Land	Site Clearing	\$73,658.02	\$1,471.96	\$72,186.06
		NORTH MESHOPPEN to MEHOOPANY NO.1 Total			\$99,712.09	\$10,553.09	\$89,159.00
PELE Pennsylvania Electric	PELE - TL 115KV	NORTH MESHOPPEN to MEHOOPANY NO.2	35620 - Clearing, Grading of Land	Site Clearing	\$13,642.81	\$9,003.38	\$4,639.43
		NORTH MESHOPPEN to MEHOOPANY NO.2 Total			\$13,642.81	\$9,003.38	\$4,639.43
PELE Pennsylvania Electric	PELE - Dist Subs	OSTERBURG EAST SUB	35620 - Clearing, Grading of Land	Non-Unitized	\$11,772.57	\$73.75	\$11,698.82
		OSTERBURG EAST SUB Total			\$11,772.57	\$73.75	\$11,698.82
PELE Pennsylvania Electric	PELE - Dist Lines	PELE - Dist Lines	35620 - Clearing, Grading of Land	Non-Unitized	\$0.24	\$0.00	\$0.24
PELE Pennsylvania Electric	PELE - Dist Lines	PELE - Dist Lines	35620 - Clearing, Grading of Land	Non-Unitized	\$5,204.69	\$32.60	\$5,172.09
		PELE - Dist Lines Total			\$5,204.93	\$32.60	\$5,172.33
PELE Pennsylvania Electric	PELE - TL 46KV	PELE - TL 46KV	35620 - Clearing, Grading of Land	Non-Unitized	\$36,425.51	\$228.18	\$36,197.33
PELE Pennsylvania Electric	PELE - TL 46KV	PELE - TL 46KV	35620 - Clearing, Grading of Land	Site Clearing	\$264.99	\$86.84	\$178.15
PELE Pennsylvania Electric	PELE - TL 46KV	PELE - TL 46KV	35620 - Clearing, Grading of Land	Site Clearing	\$590.41	\$177.13	\$413.28
PELE Pennsylvania Electric	PELE - TL 46KV	PELE - TL 46KV	35620 - Clearing, Grading of Land	Site Clearing	\$742.53	\$71.56	\$670.97
PELE Pennsylvania Electric	PELE - TL 46KV	PELE - TL 46KV	35620 - Clearing, Grading of Land	Site Clearing	\$2,261.26	\$1,208.62	\$1,052.64
PELE Pennsylvania Electric	PELE - TL 46KV	PELE - TL 46KV	35620 - Clearing, Grading of Land	Site Clearing	\$2,784.85	\$1,857.31	\$927.54
PELE Pennsylvania Electric	PELE - TL 46KV	PELE - TL 46KV	35620 - Clearing, Grading of Land	Site Clearing	\$2,913.69	\$1,980.60	\$933.09
PELE Pennsylvania Electric	PELE - TL 46KV	PELE - TL 46KV	35620 - Clearing, Grading of Land	Site Clearing	\$3,311.66	\$2,618.01	\$693.65
PELE Pennsylvania Electric	PELE - TL 46KV	PELE - TL 46KV	35620 - Clearing, Grading of Land	Site Clearing	\$3,418.88	\$1,780.93	\$1,637.95
PELE Pennsylvania Electric	PELE - TL 46KV	PELE - TL 46KV	35620 - Clearing, Grading of Land	Site Clearing	\$3,587.13	\$1,573.31	\$2,013.82
PELE Pennsylvania Electric	PELE - TL 46KV	PELE - TL 46KV	35620 - Clearing, Grading of Land	Site Clearing	\$3,995.93	\$2,350.73	\$1,645.20
PELE Pennsylvania Electric	PELE - TL 46KV	PELE - TL 46KV	35620 - Clearing, Grading of Land	Site Clearing	\$4,282.23	\$1,937.26	\$2,344.97
PELE Pennsylvania Electric	PELE - TL 46KV	PELE - TL 46KV	35620 - Clearing, Grading of Land	Site Clearing	\$5,932.46	\$3,647.27	\$2,285.19
PELE Pennsylvania Electric	PELE - TL 46KV	PELE - TL 46KV	35620 - Clearing, Grading of Land	Site Clearing	\$6,289.96	\$4,822.59	\$1,467.37
PELE Pennsylvania Electric	PELE - TL 46KV	PELE - TL 46KV	35620 - Clearing, Grading of Land	Site Clearing	\$6,358.21	\$5,598.21	\$760.00
PELE Pennsylvania Electric	PELE - TL 46KV	PELE - TL 46KV	35620 - Clearing, Grading of Land	Site Clearing	\$6,821.15	\$5,551.48	\$1,269.67
PELE Pennsylvania Electric	PELE - TL 46KV	PELE - TL 46KV	35620 - Clearing, Grading of Land	Site Clearing	\$7,076.02	\$6,378.68	\$697.34
PELE Pennsylvania Electric	PELE - TL 46KV	PELE - TL 46KV	35620 - Clearing, Grading of Land	Site Clearing	\$7,316.33	\$6,121.18	\$1,195.15
PELE Pennsylvania Electric	PELE - TL 46KV	PELE - TL 46KV	35620 - Clearing, Grading of Land	Site Clearing	\$7,350.41	\$6,312.96	\$1,037.45
PELE Pennsylvania Electric	PELE - TL 46KV	PELE - TL 46KV	35620 - Clearing, Grading of Land	Site Clearing	\$7,589.19	\$3,118.69	\$4,470.50

Company	Major Location	Asset Location	Utility Account	Asset Retirement Unit	Book Cost	Allocated Reserve	Net Book Value
PELE Pennsylvania Electric	PELE - TL 46KV	PELE - TL 46KV	35620 - Clearing, Grading of Land	Site Clearing	\$8,281.54	\$5,416.31	\$2,865.23
PELE Pennsylvania Electric	PELE - TL 46KV	PELE - TL 46KV	35620 - Clearing, Grading of Land	Site Clearing	\$8,502.34	\$4,888.17	\$3,614.17
PELE Pennsylvania Electric	PELE - TL 46KV	PELE - TL 46KV	35620 - Clearing, Grading of Land	Site Clearing	\$8,712.04	\$6,360.51	\$2,351.53
PELE Pennsylvania Electric	PELE - TL 46KV	PELE - TL 46KV	35620 - Clearing, Grading of Land	Site Clearing	\$9,361.60	\$6,601.04	\$2,760.56
PELE Pennsylvania Electric	PELE - TL 46KV	PELE - TL 46KV	35620 - Clearing, Grading of Land	Site Clearing	\$9,718.55	\$8,239.63	\$1,478.92
PELE Pennsylvania Electric	PELE - TL 46KV	PELE - TL 46KV	35620 - Clearing, Grading of Land	Site Clearing	\$11,237.52	\$4,306.44	\$6,931.08
PELE Pennsylvania Electric	PELE - TL 46KV	PELE - TL 46KV	35620 - Clearing, Grading of Land	Site Clearing	\$11,413.12	\$10,169.55	\$1,243.57
PELE Pennsylvania Electric	PELE - TL 46KV	PELE - TL 46KV	35620 - Clearing, Grading of Land	Site Clearing	\$11,723.97	\$6,583.01	\$5,140.96
PELE Pennsylvania Electric	PELE - TL 46KV	PELE - TL 46KV	35620 - Clearing, Grading of Land	Site Clearing	\$12,628.23	\$6,233.48	\$6,394.75
PELE Pennsylvania Electric	PELE - TL 46KV	PELE - TL 46KV	35620 - Clearing, Grading of Land	Site Clearing	\$13,782.64	\$6,614.39	\$7,168.25
PELE Pennsylvania Electric	PELE - TL 46KV	PELE - TL 46KV	35620 - Clearing, Grading of Land	Site Clearing	\$14,631.59	\$12,725.69	\$1,905.90
PELE Pennsylvania Electric	PELE - TL 46KV	PELE - TL 46KV	35620 - Clearing, Grading of Land	Site Clearing	\$15,690.82	\$10,058.25	\$5,632.57
PELE Pennsylvania Electric	PELE - TL 46KV	PELE - TL 46KV	35620 - Clearing, Grading of Land	Site Clearing	\$17,074.93	\$9,357.45	\$7,717.48
PELE Pennsylvania Electric	PELE - TL 46KV	PELE - TL 46KV	35620 - Clearing, Grading of Land	Site Clearing	\$18,469.57	\$9,369.30	\$9,100.27
PELE Pennsylvania Electric	PELE - TL 46KV	PELE - TL 46KV	35620 - Clearing, Grading of Land	Site Clearing	\$18,789.67	\$15,507.56	\$3,282.11
PELE Pennsylvania Electric	PELE - TL 46KV	PELE - TL 46KV	35620 - Clearing, Grading of Land	Site Clearing	\$20,372.39	\$18,573.36	\$1,799.03
PELE Pennsylvania Electric	PELE - TL 46KV	PELE - TL 46KV	35620 - Clearing, Grading of Land	Site Clearing	\$20,372.67	\$14,620.51	\$5,752.16
PELE Pennsylvania Electric	PELE - TL 46KV	PELE - TL 46KV	35620 - Clearing, Grading of Land	Site Clearing	\$24,242.81	\$17,998.00	\$6,244.81
PELE Pennsylvania Electric	PELE - TL 46KV	PELE - TL 46KV	35620 - Clearing, Grading of Land	Site Clearing	\$27,659.94	\$22,190.69	\$5,469.25
PELE Pennsylvania Electric	PELE - TL 46KV	PELE - TL 46KV	35620 - Clearing, Grading of Land	Site Clearing	\$27,946.73	\$16,812.03	\$11,134.70
PELE Pennsylvania Electric	PELE - TL 46KV	PELE - TL 46KV	35620 - Clearing, Grading of Land	Site Clearing	\$30,193.64	\$22,784.63	\$7,409.01
PELE Pennsylvania Electric	PELE - TL 46KV	PELE - TL 46KV	35620 - Clearing, Grading of Land	Site Clearing	\$31,362.94	\$2,611.03	\$28,751.91
PELE Pennsylvania Electric	PELE - TL 46KV	PELE - TL 46KV	35620 - Clearing, Grading of Land	Site Clearing	\$33,621.80	\$13,350.70	\$20,271.10
PELE Pennsylvania Electric	PELE - TL 46KV	PELE - TL 46KV	35620 - Clearing, Grading of Land	Site Clearing	\$33,810.71	\$23,413.41	\$10,397.30
PELE Pennsylvania Electric	PELE - TL 46KV	PELE - TL 46KV	35620 - Clearing, Grading of Land	Site Clearing	\$35,624.88	\$15,132.65	\$20,492.23
PELE Pennsylvania Electric	PELE - TL 46KV	PELE - TL 46KV	35620 - Clearing, Grading of Land	Site Clearing	\$54,427.75	\$34,178.00	\$20,249.75
PELE Pennsylvania Electric	PELE - TL 46KV	PELE - TL 46KV	35620 - Clearing, Grading of Land	Site Clearing	\$80,831.99	\$3,585.24	\$77,246.75
PELE Pennsylvania Electric	PELE - TL 46KV	PELE - TL 46KV	35620 - Clearing, Grading of Land	Site Clearing	\$81,432.39	\$30,076.90	\$51,355.49
PELE Pennsylvania Electric	PELE - TL 46KV	PELE - TL 46KV	35620 - Clearing, Grading of Land	Site Clearing	\$118,475.30	\$109,206.56	\$9,268.74
PELE Pennsylvania Electric	PELE - TL 46KV	PELE - TL 46KV	35620 - Clearing, Grading of Land	Site Clearing	\$124,446.36	\$7,122.78	\$117,323.58
PELE Pennsylvania Electric	PELE - TL 46KV	PELE - TL 46KV	35620 - Clearing, Grading of Land	Site Clearing	\$162,794.67	\$1,019.80	\$161,774.87
PELE Pennsylvania Electric	PELE - TL 46KV	PELE - TL 46KV	35620 - Clearing, Grading of Land	Site Clearing	\$257,359.01	\$18,067.38	\$239,291.63
PELE Pennsylvania Electric	PELE - TL 46KV	PELE - TL 46KV	35620 - Clearing, Grading of Land	Site Clearing	\$718,267.09	\$13,559.45	\$704,707.64
		PELE - TL 46KV Total			\$2,192,574.00	\$564,155.44	\$1,628,418.56
PELE Pennsylvania Electric	PELE - TL 69KV	PELE - TL 69KV	35620 - Clearing, Grading of Land	Non-Unitized	\$0.24	\$0.00	\$0.24
PELE Pennsylvania Electric	PELE - TL 69KV	PELE - TL 69KV	35620 - Clearing, Grading of Land	Non-Unitized	\$1.05	\$0.01	\$1.04
PELE Pennsylvania Electric	PELE - TL 69KV	PELE - TL 69KV	35620 - Clearing, Grading of Land	Site Clearing	\$962,054.37	\$112,055.54	\$849,998.83
PELE Pennsylvania Electric	PELE - TL 69KV	PELE - TL 69KV	35620 - Clearing, Grading of Land	Site Clearing	\$3,301,187.72	\$167,350.08	\$3,133,837.64
PELE Pennsylvania Electric	PELE - TL 69KV	PELE - TL 69KV	35620 - Clearing, Grading of Land	Site Clearing	\$3,381,573.79	\$229,622.56	\$3,151,951.23
PELE Pennsylvania Electric	PELE - TL 69KV	PELE - TL 69KV	35620 - Clearing, Grading of Land	Site Clearing	\$3,615,715.05	\$384,091.30	\$3,231,623.75
PELE Pennsylvania Electric	PELE - TL 69KV	PELE - TL 69KV	35620 - Clearing, Grading of Land	Site Clearing	\$3,776,127.83	\$326,278.67	\$3,449,849.16
		PELE - TL 69KV Total			\$15,036,660.05	\$1,219,398.16	\$13,817,261.89
PELE Pennsylvania Electric	PELE - TL 115KV	PINEY to ECLIPSE	35620 - Clearing, Grading of Land	Non-Unitized	\$0.15	\$0.00	\$0.15
PELE Pennsylvania Electric	PELE - TL 115KV	PINEY to ECLIPSE	35620 - Clearing, Grading of Land	Non-Unitized	\$11,772.57	\$73.75	\$11,698.82
PELE Pennsylvania Electric	PELE - TL 115KV	PINEY to ECLIPSE	35620 - Clearing, Grading of Land	Site Clearing	\$2,317.34	\$1,589.14	\$728.20
PELE Pennsylvania Electric	PELE - TL 115KV	PINEY to ECLIPSE	35620 - Clearing, Grading of Land	Site Clearing	\$55,288.78	\$51,155.09	\$4,133.69
PELE Pennsylvania Electric	PELE - TL 115KV	PINEY to ECLIPSE	35620 - Clearing, Grading of Land	Site Clearing	\$73,944.36	\$1,477.69	\$72,466.67
		PINEY to ECLIPSE Total			\$143,323.20	\$54,295.67	\$89,027.53
PELE Pennsylvania Electric	PELE - TL 115KV	PINEY to HAYNIE to GRANDVIEW	35620 - Clearing, Grading of Land	Non-Unitized	\$0.51	\$0.00	\$0.51
PELE Pennsylvania Electric	PELE - TL 115KV	PINEY to HAYNIE to GRANDVIEW	35620 - Clearing, Grading of Land	Non-Unitized	\$11,772.57	\$73.75	\$11,698.82
PELE Pennsylvania Electric	PELE - TL 115KV	PINEY to HAYNIE to GRANDVIEW	35620 - Clearing, Grading of Land	Site Clearing	\$257.63	\$179.96	\$77.67
PELE Pennsylvania Electric	PELE - TL 115KV	PINEY to HAYNIE to GRANDVIEW	35620 - Clearing, Grading of Land	Site Clearing	\$15,008.82	\$9,312.97	\$5,695.85
PELE Pennsylvania Electric	PELE - TL 115KV	PINEY to HAYNIE to GRANDVIEW	35620 - Clearing, Grading of Land	Site Clearing	\$17,562.12	\$16,249.08	\$1,313.04
PELE Pennsylvania Electric	PELE - TL 115KV	PINEY to HAYNIE to GRANDVIEW	35620 - Clearing, Grading of Land	Site Clearing	\$28,468.43	\$22,335.22	\$6,133.21

Company	Major Location	Asset Location	Utility Account	Asset Retirement Unit	Book Cost	Allocated Reserve	Net Book Value
PELE Pennsylvania Electric	PELE - TL 115KV	PINEY to HAYNIE to GRANDVIEW	35620 - Clearing, Grading of Land	Site Clearing	\$79,676.95	\$1,592.25	\$78,084.70
		PINEY to HAYNIE to GRANDVIEW Total			\$152,747.03	\$49,743.23	\$103,003.80
PELE Pennsylvania Electric	PELE - TL 115KV	PINEY to TIMBLIN to TRADE CITY to DIXON	35620 - Clearing, Grading of Land	Non-Utilized	\$6,731.92	\$42.17	\$6,689.75
PELE Pennsylvania Electric	PELE - TL 115KV	PINEY to TIMBLIN to TRADE CITY to DIXON	35620 - Clearing, Grading of Land	Non-Utilized	\$119,837.53	\$750.71	\$119,086.82
PELE Pennsylvania Electric	PELE - TL 115KV	PINEY to TIMBLIN to TRADE CITY to DIXON	35620 - Clearing, Grading of Land	Site Clearing	\$26,400.00	\$24,426.19	\$1,973.81
PELE Pennsylvania Electric	PELE - TL 115KV	PINEY to TIMBLIN to TRADE CITY to DIXON	35620 - Clearing, Grading of Land	Site Clearing	\$187,516.82	\$3,747.29	\$183,769.53
PELE Pennsylvania Electric	PELE - TL 115KV	PINEY to TIMBLIN to TRADE CITY to DIXON	35620 - Clearing, Grading of Land	Site Clearing	\$388,840.57	\$2,435.84	\$386,404.73
		PINEY to TIMBLIN to TRADE CITY to DIXON Total			\$729,326.84	\$31,402.20	\$697,924.64
PELE Pennsylvania Electric	PELE - TL 115KV	PROSPECT to BETHLEHEM NO. 2 EAST	35620 - Clearing, Grading of Land	Site Clearing	\$836.32	\$605.25	\$231.07
		PROSPECT to BETHLEHEM NO. 2 EAST Total			\$836.32	\$605.25	\$231.07
PELE Pennsylvania Electric	PELE - TL 115KV	PROSPECT to BETHLEHEM NO.1 WEST 1	35620 - Clearing, Grading of Land	Non-Utilized	\$11,772.57	\$73.75	\$11,698.82
PELE Pennsylvania Electric	PELE - TL 115KV	PROSPECT to BETHLEHEM NO.1 WEST 1	35620 - Clearing, Grading of Land	Site Clearing	\$836.32	\$605.25	\$231.07
PELE Pennsylvania Electric	PELE - TL 115KV	PROSPECT to BETHLEHEM NO.1 WEST 1	35620 - Clearing, Grading of Land	Site Clearing	\$71,078.05	\$1,420.41	\$69,657.64
		PROSPECT to BETHLEHEM NO.1 WEST 1 Total			\$83,686.94	\$2,099.41	\$81,587.53
PELE Pennsylvania Electric	PELE - TL 115KV	RACHEL HILL to SCALP LEVEL to HOOVER	35620 - Clearing, Grading of Land	Non-Utilized	\$0.28	\$0.00	\$0.28
PELE Pennsylvania Electric	PELE - TL 115KV	RACHEL HILL to SCALP LEVEL to HOOVER	35620 - Clearing, Grading of Land	Site Clearing	\$2,245.93	\$1,597.23	\$648.70
PELE Pennsylvania Electric	PELE - TL 115KV	RACHEL HILL to SCALP LEVEL to HOOVER	35620 - Clearing, Grading of Land	Site Clearing	\$4,586.07	\$91.65	\$4,494.42
PELE Pennsylvania Electric	PELE - TL 115KV	RACHEL HILL to SCALP LEVEL to HOOVER	35620 - Clearing, Grading of Land	Site Clearing	\$5,603.39	\$3,251.80	\$2,351.59
PELE Pennsylvania Electric	PELE - TL 115KV	RACHEL HILL to SCALP LEVEL to HOOVER	35620 - Clearing, Grading of Land	Site Clearing	\$40,546.11	\$31,810.89	\$8,735.22
		RACHEL HILL to SCALP LEVEL to HOOVER Total			\$52,981.78	\$36,751.57	\$16,230.21
PELE Pennsylvania Electric	PELE - TL 115KV	RALPHTON to SOMERSET	35620 - Clearing, Grading of Land	Non-Utilized	\$11,772.57	\$73.75	\$11,698.82
PELE Pennsylvania Electric	PELE - TL 115KV	RALPHTON to SOMERSET	35620 - Clearing, Grading of Land	Site Clearing	\$32,231.74	\$15,612.52	\$16,619.22
PELE Pennsylvania Electric	PELE - TL 115KV	RALPHTON to SOMERSET	35620 - Clearing, Grading of Land	Site Clearing	\$71,078.05	\$1,420.41	\$69,657.64
		RALPHTON to SOMERSET Total			\$115,082.36	\$17,106.68	\$97,975.68
PELE Pennsylvania Electric	PELE - TL 230KV	RAYSTOWN to LEWISTOWN	35620 - Clearing, Grading of Land	Non-Utilized	\$0.15	\$0.00	\$0.15
PELE Pennsylvania Electric	PELE - TL 230KV	RAYSTOWN to LEWISTOWN	35620 - Clearing, Grading of Land	Non-Utilized	\$58,504.61	\$366.49	\$58,138.12
PELE Pennsylvania Electric	PELE - TL 230KV	RAYSTOWN to LEWISTOWN	35620 - Clearing, Grading of Land	Site Clearing	\$3,389.17	\$21.23	\$3,367.94
PELE Pennsylvania Electric	PELE - TL 230KV	RAYSTOWN to LEWISTOWN	35620 - Clearing, Grading of Land	Site Clearing	\$291,349.13	\$5,822.25	\$285,526.88
		RAYSTOWN to LEWISTOWN Total			\$353,243.06	\$6,209.97	\$347,033.09
PELE Pennsylvania Electric	PELE - TL 115KV	REEDS GAP SW STATION to REEDS GAP SUB	35620 - Clearing, Grading of Land	Non-Utilized	\$0.38	\$0.00	\$0.38
PELE Pennsylvania Electric	PELE - TL 115KV	REEDS GAP SW STATION to REEDS GAP SUB	35620 - Clearing, Grading of Land	Site Clearing	\$889.51	\$728.91	\$160.60
PELE Pennsylvania Electric	PELE - TL 115KV	REEDS GAP SW STATION to REEDS GAP SUB	35620 - Clearing, Grading of Land	Site Clearing	\$6,305.86	\$126.01	\$6,179.85
		REEDS GAP SW STATION to REEDS GAP SUB Total			\$7,195.75	\$854.92	\$6,340.83
PELE Pennsylvania Electric	PELE - TL 115KV	ROCKWOOD to MEYERSDALE NORTH	35620 - Clearing, Grading of Land	Non-Utilized	\$11,772.57	\$73.75	\$11,698.82
PELE Pennsylvania Electric	PELE - TL 115KV	ROCKWOOD to MEYERSDALE NORTH	35620 - Clearing, Grading of Land	Site Clearing	\$71,078.05	\$1,420.41	\$69,657.64
PELE Pennsylvania Electric	PELE - TL 115KV	ROCKWOOD to MEYERSDALE NORTH	35620 - Clearing, Grading of Land	Site Clearing	\$80,291.91	\$40,004.61	\$40,287.30
		ROCKWOOD to MEYERSDALE NORTH Total			\$163,142.53	\$41,498.77	\$121,643.76
PELE Pennsylvania Electric	PELE - TL 115KV	ROXBURY to CARLISLE PIKE to GARDNERS	35620 - Clearing, Grading of Land	Non-Utilized	\$0.10	\$0.00	\$0.10
PELE Pennsylvania Electric	PELE - TL 115KV	ROXBURY to CARLISLE PIKE to GARDNERS	35620 - Clearing, Grading of Land	Non-Utilized	\$11,772.57	\$73.75	\$11,698.82
PELE Pennsylvania Electric	PELE - TL 115KV	ROXBURY to CARLISLE PIKE to GARDNERS	35620 - Clearing, Grading of Land	Site Clearing	\$24,924.07	\$21,259.52	\$3,664.55
PELE Pennsylvania Electric	PELE - TL 115KV	ROXBURY to CARLISLE PIKE to GARDNERS	35620 - Clearing, Grading of Land	Site Clearing	\$72,797.83	\$1,454.78	\$71,343.05
		ROXBURY to CARLISLE PIKE to GARDNERS Total			\$109,494.57	\$22,788.05	\$86,706.52
PELE Pennsylvania Electric	PELE - TL 138KV(PELE)	ROXBURY to GRANDPOINT to WEST PENN P	35620 - Clearing, Grading of Land	Non-Utilized	\$0.13	\$0.00	\$0.13
PELE Pennsylvania Electric	PELE - TL 138KV(PELE)	ROXBURY to GRANDPOINT to WEST PENN P	35620 - Clearing, Grading of Land	Non-Utilized	\$1,518.01	\$9.51	\$1,508.50
PELE Pennsylvania Electric	PELE - TL 138KV(PELE)	ROXBURY to GRANDPOINT to WEST PENN P	35620 - Clearing, Grading of Land	Site Clearing	\$2,293.04	\$45.82	\$2,247.22
PELE Pennsylvania Electric	PELE - TL 138KV(PELE)	ROXBURY to GRANDPOINT to WEST PENN P	35620 - Clearing, Grading of Land	Site Clearing	\$6,119.48	\$38.33	\$6,081.15
PELE Pennsylvania Electric	PELE - TL 138KV(PELE)	ROXBURY to GRANDPOINT to WEST PENN P	35620 - Clearing, Grading of Land	Site Clearing	\$12,728.34	\$9,051.99	\$3,676.35
		ROXBURY to GRANDPOINT to WEST PENN P Total			\$22,659.00	\$9,145.65	\$13,513.35
PELE Pennsylvania Electric	PELE - TL 115KV	SAXTON to CURRYVILLE to CLAYSBURG-SU	35620 - Clearing, Grading of Land	Non-Utilized	\$33,413.47	\$209.31	\$33,204.16
PELE Pennsylvania Electric	PELE - TL 115KV	SAXTON to CURRYVILLE to CLAYSBURG-SU	35620 - Clearing, Grading of Land	Site Clearing	\$300.00	\$224.53	\$75.47
PELE Pennsylvania Electric	PELE - TL 115KV	SAXTON to CURRYVILLE to CLAYSBURG-SU	35620 - Clearing, Grading of Land	Site Clearing	\$2,323.82	\$1,533.57	\$790.25
PELE Pennsylvania Electric	PELE - TL 115KV	SAXTON to CURRYVILLE to CLAYSBURG-SU	35620 - Clearing, Grading of Land	Site Clearing	\$13,111.77	\$9,324.68	\$3,787.09
PELE Pennsylvania Electric	PELE - TL 115KV	SAXTON to CURRYVILLE to CLAYSBURG-SU	35620 - Clearing, Grading of Land	Site Clearing	\$19,141.19	\$17,710.09	\$1,431.10
PELE Pennsylvania Electric	PELE - TL 115KV	SAXTON to CURRYVILLE to CLAYSBURG-SU	35620 - Clearing, Grading of Land	Site Clearing	\$71,078.05	\$1,420.41	\$69,657.64

Company	Major Location	Asset Location	Utility Account	Asset Retirement Unit	Book Cost	Allocated Reserve	Net Book Value
PELE Pennsylvania Electric	PELE - TL 115KV	SAXTON to CURRYVILLE to CLAYSBURG-SU	35620 - Clearing, Grading of Land	Site Clearing	\$87,253.34	\$546.59	\$86,706.75
		SAXTON to CURRYVILLE to CLAYSBURG-SU Total			\$226,621.64	\$30,969.18	\$195,652.46
PELE Pennsylvania Electric	PELE - TL 115KV	SAXTON to SHADE GAP to REEDS GAP to LEW	35620 - Clearing, Grading of Land	Non-Unitized	\$0.48	\$0.00	\$0.48
PELE Pennsylvania Electric	PELE - TL 115KV	SAXTON to SHADE GAP to REEDS GAP to LEW	35620 - Clearing, Grading of Land	Non-Unitized	\$48,990.12	\$306.89	\$48,683.23
PELE Pennsylvania Electric	PELE - TL 115KV	SAXTON to SHADE GAP to REEDS GAP to LEW	35620 - Clearing, Grading of Land	Site Clearing	\$750.00	\$514.32	\$235.68
PELE Pennsylvania Electric	PELE - TL 115KV	SAXTON to SHADE GAP to REEDS GAP to LEW	35620 - Clearing, Grading of Land	Site Clearing	\$2,554.27	\$1,550.91	\$1,003.36
PELE Pennsylvania Electric	PELE - TL 115KV	SAXTON to SHADE GAP to REEDS GAP to LEW	35620 - Clearing, Grading of Land	Site Clearing	\$6,691.62	\$5,559.26	\$1,132.36
PELE Pennsylvania Electric	PELE - TL 115KV	SAXTON to SHADE GAP to REEDS GAP to LEW	35620 - Clearing, Grading of Land	Site Clearing	\$10,136.88	\$6,689.69	\$3,447.19
PELE Pennsylvania Electric	PELE - TL 115KV	SAXTON to SHADE GAP to REEDS GAP to LEW	35620 - Clearing, Grading of Land	Site Clearing	\$15,918.17	\$13,044.11	\$2,874.06
PELE Pennsylvania Electric	PELE - TL 115KV	SAXTON to SHADE GAP to REEDS GAP to LEW	35620 - Clearing, Grading of Land	Site Clearing	\$16,731.42	\$13,323.80	\$3,407.62
PELE Pennsylvania Electric	PELE - TL 115KV	SAXTON to SHADE GAP to REEDS GAP to LEW	35620 - Clearing, Grading of Land	Site Clearing	\$19,251.73	\$14,408.55	\$4,843.18
PELE Pennsylvania Electric	PELE - TL 115KV	SAXTON to SHADE GAP to REEDS GAP to LEW	35620 - Clearing, Grading of Land	Site Clearing	\$20,444.97	\$14,796.16	\$5,648.81
PELE Pennsylvania Electric	PELE - TL 115KV	SAXTON to SHADE GAP to REEDS GAP to LEW	35620 - Clearing, Grading of Land	Site Clearing	\$25,106.09	\$17,537.05	\$7,569.04
PELE Pennsylvania Electric	PELE - TL 115KV	SAXTON to SHADE GAP to REEDS GAP to LEW	35620 - Clearing, Grading of Land	Site Clearing	\$55,117.19	\$345.27	\$54,771.92
PELE Pennsylvania Electric	PELE - TL 115KV	SAXTON to SHADE GAP to REEDS GAP to LEW	35620 - Clearing, Grading of Land	Site Clearing	\$74,657.16	\$69,075.38	\$5,581.78
PELE Pennsylvania Electric	PELE - TL 115KV	SAXTON to SHADE GAP to REEDS GAP to LEW	35620 - Clearing, Grading of Land	Site Clearing	\$221,259.81	\$4,421.61	\$216,838.20
		SAXTON to SHADE GAP to REEDS GAP to LEW Total			\$517,609.91	\$161,573.00	\$356,036.91
PELE Pennsylvania Electric	PELE - TL 115KV	SAXTON to SNAKE SPRING	35620 - Clearing, Grading of Land	Non-Unitized	\$0.44	\$0.00	\$0.44
PELE Pennsylvania Electric	PELE - TL 115KV	SAXTON to SNAKE SPRING	35620 - Clearing, Grading of Land	Non-Unitized	\$34,734.20	\$217.59	\$34,516.61
PELE Pennsylvania Electric	PELE - TL 115KV	SAXTON to SNAKE SPRING	35620 - Clearing, Grading of Land	Site Clearing	\$236.01	\$179.51	\$56.50
PELE Pennsylvania Electric	PELE - TL 115KV	SAXTON to SNAKE SPRING	35620 - Clearing, Grading of Land	Site Clearing	\$7,255.27	\$3,312.47	\$3,942.80
PELE Pennsylvania Electric	PELE - TL 115KV	SAXTON to SNAKE SPRING	35620 - Clearing, Grading of Land	Site Clearing	\$19,872.37	\$13,881.20	\$5,991.17
PELE Pennsylvania Electric	PELE - TL 115KV	SAXTON to SNAKE SPRING	35620 - Clearing, Grading of Land	Site Clearing	\$38,209.84	\$29,522.81	\$8,687.03
PELE Pennsylvania Electric	PELE - TL 115KV	SAXTON to SNAKE SPRING	35620 - Clearing, Grading of Land	Site Clearing	\$71,668.66	\$1,432.21	\$70,236.45
PELE Pennsylvania Electric	PELE - TL 115KV	SAXTON to SNAKE SPRING	35620 - Clearing, Grading of Land	Site Clearing	\$97,028.87	\$607.82	\$96,421.05
		SAXTON to SNAKE SPRING Total			\$269,005.66	\$49,153.61	\$219,852.05
PELE Pennsylvania Electric	PELE - TL 115KV	SEWARD to CONEMAUGH	35620 - Clearing, Grading of Land	Site Clearing	\$7,982.82	\$4,847.05	\$3,135.77
		SEWARD to CONEMAUGH Total			\$7,982.82	\$4,847.05	\$3,135.77
PELE Pennsylvania Electric	PELE - TL 115KV	SEWARD to COOPER to PROSPECT to HILLTOP	35620 - Clearing, Grading of Land	Non-Unitized	\$0.02	\$0.00	\$0.02
PELE Pennsylvania Electric	PELE - TL 115KV	SEWARD to COOPER to PROSPECT to HILLTOP	35620 - Clearing, Grading of Land	Non-Unitized	\$11,772.57	\$73.75	\$11,698.82
PELE Pennsylvania Electric	PELE - TL 115KV	SEWARD to COOPER to PROSPECT to HILLTOP	35620 - Clearing, Grading of Land	Site Clearing	\$13,561.83	\$12,547.87	\$1,013.96
PELE Pennsylvania Electric	PELE - TL 115KV	SEWARD to COOPER to PROSPECT to HILLTOP	35620 - Clearing, Grading of Land	Site Clearing	\$71,651.31	\$1,431.86	\$70,219.45
		SEWARD to COOPER to PROSPECT to HILLTOP Total			\$96,985.73	\$14,053.48	\$82,932.25
PELE Pennsylvania Electric	PELE - TL 115KV	SEWARD to FLORENCE to BLAIRSVILLE EAST	35620 - Clearing, Grading of Land	Non-Unitized	\$0.10	\$0.00	\$0.10
PELE Pennsylvania Electric	PELE - TL 115KV	SEWARD to FLORENCE to BLAIRSVILLE EAST	35620 - Clearing, Grading of Land	Non-Unitized	\$10,690.48	\$66.97	\$10,623.51
PELE Pennsylvania Electric	PELE - TL 115KV	SEWARD to FLORENCE to BLAIRSVILLE EAST	35620 - Clearing, Grading of Land	Site Clearing	\$483.57	\$3.03	\$480.54
PELE Pennsylvania Electric	PELE - TL 115KV	SEWARD to FLORENCE to BLAIRSVILLE EAST	35620 - Clearing, Grading of Land	Site Clearing	\$5,782.35	\$3,510.96	\$2,271.39
PELE Pennsylvania Electric	PELE - TL 115KV	SEWARD to FLORENCE to BLAIRSVILLE EAST	35620 - Clearing, Grading of Land	Site Clearing	\$8,681.60	\$8,032.52	\$649.08
PELE Pennsylvania Electric	PELE - TL 115KV	SEWARD to FLORENCE to BLAIRSVILLE EAST	35620 - Clearing, Grading of Land	Site Clearing	\$10,584.38	\$7,921.65	\$2,662.73
PELE Pennsylvania Electric	PELE - TL 115KV	SEWARD to FLORENCE to BLAIRSVILLE EAST	35620 - Clearing, Grading of Land	Site Clearing	\$21,917.93	\$14,748.51	\$7,169.42
PELE Pennsylvania Electric	PELE - TL 115KV	SEWARD to FLORENCE to BLAIRSVILLE EAST	35620 - Clearing, Grading of Land	Site Clearing	\$65,540.11	\$1,309.74	\$64,230.37
		SEWARD to FLORENCE to BLAIRSVILLE EAST Total			\$123,680.52	\$35,593.38	\$88,087.14
PELE Pennsylvania Electric	PELE - TL 115KV	SEWARD to GLORY	35620 - Clearing, Grading of Land	Non-Unitized	\$0.10	\$0.00	\$0.10
PELE Pennsylvania Electric	PELE - TL 115KV	SEWARD to GLORY	35620 - Clearing, Grading of Land	Non-Unitized	\$65,743.20	\$411.84	\$65,331.36
PELE Pennsylvania Electric	PELE - TL 115KV	SEWARD to GLORY	35620 - Clearing, Grading of Land	Site Clearing	\$11,631.64	\$10,762.00	\$869.64
PELE Pennsylvania Electric	PELE - TL 115KV	SEWARD to GLORY	35620 - Clearing, Grading of Land	Site Clearing	\$52,220.99	\$18,719.74	\$33,501.25
PELE Pennsylvania Electric	PELE - TL 115KV	SEWARD to GLORY	35620 - Clearing, Grading of Land	Site Clearing	\$80,600.14	\$504.91	\$80,095.23
PELE Pennsylvania Electric	PELE - TL 115KV	SEWARD to GLORY	35620 - Clearing, Grading of Land	Site Clearing	\$210,058.66	\$4,197.76	\$205,860.90
		SEWARD to GLORY Total			\$420,254.73	\$34,596.25	\$385,658.48
PELE Pennsylvania Electric	PELE - TL 115KV	SEWARD to JACKSON ROAD to WILMORE JC	35620 - Clearing, Grading of Land	Non-Unitized	\$85,083.31	\$532.99	\$84,550.32
PELE Pennsylvania Electric	PELE - TL 115KV	SEWARD to JACKSON ROAD to WILMORE JC	35620 - Clearing, Grading of Land	Site Clearing	\$254.27	\$150.98	\$103.29
PELE Pennsylvania Electric	PELE - TL 115KV	SEWARD to JACKSON ROAD to WILMORE JC	35620 - Clearing, Grading of Land	Site Clearing	\$1,209.48	\$501.47	\$708.01
PELE Pennsylvania Electric	PELE - TL 115KV	SEWARD to JACKSON ROAD to WILMORE JC	35620 - Clearing, Grading of Land	Site Clearing	\$3,880.85	\$24.31	\$3,856.54
PELE Pennsylvania Electric	PELE - TL 115KV	SEWARD to JACKSON ROAD to WILMORE JC	35620 - Clearing, Grading of Land	Site Clearing	\$22,847.53	\$21,139.32	\$1,708.21

Company	Major Location	Asset Location	Utility Account	Asset Retirement Unit	Book Cost	Allocated Reserve	Net Book Value
PELE Pennsylvania Electric	PELE - TL 115KV	SEWARD to JACKSON ROAD to WILMORE JC	35620 - Clearing, Grading of Land	Site Clearing	\$363,349.87	\$7,261.10	\$356,088.77
		SEWARD to JACKSON ROAD to WILMORE JC Total			\$476,625.31	\$29,610.17	\$447,015.14
PELE Pennsylvania Electric	PELE - TL 230KV	SEWARD to JOHNSTOWN	35620 - Clearing, Grading of Land	Non-Unitized	\$0.10	\$0.00	\$0.10
PELE Pennsylvania Electric	PELE - TL 230KV	SEWARD to JOHNSTOWN	35620 - Clearing, Grading of Land	Non-Unitized	\$43,392.84	\$271.83	\$43,121.01
PELE Pennsylvania Electric	PELE - TL 230KV	SEWARD to JOHNSTOWN	35620 - Clearing, Grading of Land	Site Clearing	\$1,280.96	\$845.35	\$435.61
PELE Pennsylvania Electric	PELE - TL 230KV	SEWARD to JOHNSTOWN	35620 - Clearing, Grading of Land	Site Clearing	\$2,095.49	\$13.13	\$2,082.36
PELE Pennsylvania Electric	PELE - TL 230KV	SEWARD to JOHNSTOWN	35620 - Clearing, Grading of Land	Site Clearing	\$45,123.01	\$32,090.06	\$13,032.95
PELE Pennsylvania Electric	PELE - TL 230KV	SEWARD to JOHNSTOWN	35620 - Clearing, Grading of Land	Site Clearing	\$230,450.56	\$4,605.27	\$225,845.29
		SEWARD to JOHNSTOWN Total			\$322,342.96	\$37,825.64	\$284,517.32
PELE Pennsylvania Electric	PELE - TL 115KV	SEWARD to TOWER 51	35620 - Clearing, Grading of Land	Non-Unitized	\$0.06	\$0.00	\$0.06
PELE Pennsylvania Electric	PELE - TL 115KV	SEWARD to TOWER 51	35620 - Clearing, Grading of Land	Non-Unitized	\$22,343.09	\$139.97	\$22,203.12
PELE Pennsylvania Electric	PELE - TL 115KV	SEWARD to TOWER 51	35620 - Clearing, Grading of Land	Site Clearing	\$136,044.91	\$2,718.69	\$133,326.22
		SEWARD to TOWER 51 Total			\$158,388.06	\$2,858.66	\$155,529.40
PELE Pennsylvania Electric	PELE - TL 115KV	SHADE GAP to HILL VALLEY	35620 - Clearing, Grading of Land	Non-Unitized	\$0.44	\$0.00	\$0.44
PELE Pennsylvania Electric	PELE - TL 115KV	SHADE GAP to HILL VALLEY	35620 - Clearing, Grading of Land	Non-Unitized	\$30,776.19	\$192.79	\$30,583.40
PELE Pennsylvania Electric	PELE - TL 115KV	SHADE GAP to HILL VALLEY	35620 - Clearing, Grading of Land	Site Clearing	\$37,120.14	\$26,864.09	\$10,256.05
PELE Pennsylvania Electric	PELE - TL 115KV	SHADE GAP to HILL VALLEY	35620 - Clearing, Grading of Land	Site Clearing	\$76,225.68	\$477.51	\$75,748.17
PELE Pennsylvania Electric	PELE - TL 115KV	SHADE GAP to HILL VALLEY	35620 - Clearing, Grading of Land	Site Clearing	\$78,926.38	\$1,577.25	\$77,349.13
		SHADE GAP to HILL VALLEY Total			\$223,048.83	\$29,111.64	\$193,937.19
PELE Pennsylvania Electric	PELE - TL 115KV	SHADE GAP to ROXBURY	35620 - Clearing, Grading of Land	Non-Unitized	\$137,882.75	\$863.75	\$137,019.00
PELE Pennsylvania Electric	PELE - TL 115KV	SHADE GAP to ROXBURY	35620 - Clearing, Grading of Land	Site Clearing	\$75.00	\$59.73	\$15.27
PELE Pennsylvania Electric	PELE - TL 115KV	SHADE GAP to ROXBURY	35620 - Clearing, Grading of Land	Site Clearing	\$382.60	\$276.89	\$105.71
PELE Pennsylvania Electric	PELE - TL 115KV	SHADE GAP to ROXBURY	35620 - Clearing, Grading of Land	Site Clearing	\$660.00	\$409.53	\$250.47
PELE Pennsylvania Electric	PELE - TL 115KV	SHADE GAP to ROXBURY	35620 - Clearing, Grading of Land	Site Clearing	\$1,845.49	\$1,707.51	\$137.98
PELE Pennsylvania Electric	PELE - TL 115KV	SHADE GAP to ROXBURY	35620 - Clearing, Grading of Land	Site Clearing	\$6,956.96	\$5,779.70	\$1,177.26
PELE Pennsylvania Electric	PELE - TL 115KV	SHADE GAP to ROXBURY	35620 - Clearing, Grading of Land	Site Clearing	\$580,538.30	\$11,601.34	\$568,936.96
		SHADE GAP to ROXBURY Total			\$728,341.10	\$20,698.45	\$707,642.65
PELE Pennsylvania Electric	PELE - TL 115KV	SHAWVILLE to DUBOIS	35620 - Clearing, Grading of Land	Non-Unitized	\$21,894.81	\$137.16	\$21,757.65
PELE Pennsylvania Electric	PELE - TL 115KV	SHAWVILLE to DUBOIS	35620 - Clearing, Grading of Land	Site Clearing	\$39,027.53	\$244.48	\$38,783.05
PELE Pennsylvania Electric	PELE - TL 115KV	SHAWVILLE to DUBOIS	35620 - Clearing, Grading of Land	Site Clearing	\$72,859.92	\$1,456.02	\$71,403.90
		SHAWVILLE to DUBOIS Total			\$133,782.26	\$1,837.66	\$131,944.60
PELE Pennsylvania Electric	PELE - TL 230KV	SHAWVILLE to EAST TOWANDA	35620 - Clearing, Grading of Land	Site Clearing	\$138.38	\$57.37	\$81.01
PELE Pennsylvania Electric	PELE - TL 230KV	SHAWVILLE to EAST TOWANDA	35620 - Clearing, Grading of Land	Site Clearing	\$300.67	\$174.49	\$126.18
PELE Pennsylvania Electric	PELE - TL 230KV	SHAWVILLE to EAST TOWANDA	35620 - Clearing, Grading of Land	Site Clearing	\$6,717.47	\$4,692.27	\$2,025.20
PELE Pennsylvania Electric	PELE - TL 230KV	SHAWVILLE to EAST TOWANDA	35620 - Clearing, Grading of Land	Site Clearing	\$256,340.45	\$191,852.55	\$64,487.90
PELE Pennsylvania Electric	PELE - TL 230KV	SHAWVILLE to EAST TOWANDA	35620 - Clearing, Grading of Land	Site Clearing	\$293,346.31	\$223,120.36	\$70,225.95
		SHAWVILLE to EAST TOWANDA Total			\$556,843.28	\$419,897.04	\$136,946.24
PELE Pennsylvania Electric	PELE - TL 230KV	SHAWVILLE to ELKO WEST PENN PC 23	35620 - Clearing, Grading of Land	Non-Unitized	\$8,453.15	\$52.95	\$8,400.20
PELE Pennsylvania Electric	PELE - TL 230KV	SHAWVILLE to ELKO WEST PENN PC 23	35620 - Clearing, Grading of Land	Non-Unitized	\$10,097.90	\$63.26	\$10,034.64
PELE Pennsylvania Electric	PELE - TL 230KV	SHAWVILLE to ELKO WEST PENN PC 23	35620 - Clearing, Grading of Land	Site Clearing	\$11,520.81	\$7,301.12	\$4,219.69
PELE Pennsylvania Electric	PELE - TL 230KV	SHAWVILLE to ELKO WEST PENN PC 23	35620 - Clearing, Grading of Land	Site Clearing	\$28,663.17	\$179.56	\$28,483.61
PELE Pennsylvania Electric	PELE - TL 230KV	SHAWVILLE to ELKO WEST PENN PC 23	35620 - Clearing, Grading of Land	Site Clearing	\$77,666.39	\$1,552.07	\$76,114.32
PELE Pennsylvania Electric	PELE - TL 230KV	SHAWVILLE to ELKO WEST PENN PC 23	35620 - Clearing, Grading of Land	Site Clearing	\$148,816.39	\$114,982.90	\$33,833.49
		SHAWVILLE to ELKO WEST PENN PC 23 Total			\$285,217.81	\$124,131.86	\$161,085.95
PELE Pennsylvania Electric	PELE - TL 115KV	SHAWVILLE to MADERA	35620 - Clearing, Grading of Land	Non-Unitized	\$3,366.11	\$21.09	\$3,345.02
PELE Pennsylvania Electric	PELE - TL 115KV	SHAWVILLE to MADERA	35620 - Clearing, Grading of Land	Non-Unitized	\$18,712.70	\$117.22	\$18,595.48
PELE Pennsylvania Electric	PELE - TL 115KV	SHAWVILLE to MADERA	35620 - Clearing, Grading of Land	Site Clearing	\$80.00	\$74.02	\$5.98
PELE Pennsylvania Electric	PELE - TL 115KV	SHAWVILLE to MADERA	35620 - Clearing, Grading of Land	Site Clearing	\$9,554.39	\$59.85	\$9,494.54
PELE Pennsylvania Electric	PELE - TL 115KV	SHAWVILLE to MADERA	35620 - Clearing, Grading of Land	Site Clearing	\$63,382.17	\$43,464.92	\$19,917.25
PELE Pennsylvania Electric	PELE - TL 115KV	SHAWVILLE to MADERA	35620 - Clearing, Grading of Land	Site Clearing	\$110,579.85	\$2,209.80	\$108,370.05
		SHAWVILLE to MADERA Total			\$205,675.22	\$45,946.90	\$159,728.32
PELE Pennsylvania Electric	PELE - TL 230KV	SHAWVILLE to MOSHANNON	35620 - Clearing, Grading of Land	Non-Unitized	\$0.51	\$0.00	\$0.51
PELE Pennsylvania Electric	PELE - TL 230KV	SHAWVILLE to MOSHANNON	35620 - Clearing, Grading of Land	Non-Unitized	\$28,224.74	\$176.81	\$28,047.93
PELE Pennsylvania Electric	PELE - TL 230KV	SHAWVILLE to MOSHANNON	35620 - Clearing, Grading of Land	Site Clearing	\$1,487.89	\$9.32	\$1,478.57

Company	Major Location	Asset Location	Utility Account	Asset Retirement Unit	Book Cost	Allocated Reserve	Net Book Value
PELE Pennsylvania Electric	PELE - TL 230KV	SHAWVILLE to MOSHANNON	35620 - Clearing, Grading of Land	Site Clearing	\$176,662.42	\$3,530.38	\$173,132.04
		SHAWVILLE to MOSHANNON Total			\$206,375.56	\$3,716.51	\$202,659.05
PELE Pennsylvania Electric	PELE - TL 115KV	SHAWVILLE to PHILIPSBURG	35620 - Clearing, Grading of Land	Non-Unitized	\$0.02	\$0.00	\$0.02
PELE Pennsylvania Electric	PELE - TL 115KV	SHAWVILLE to PHILIPSBURG	35620 - Clearing, Grading of Land	Non-Unitized	\$11,772.57	\$73.75	\$11,698.82
PELE Pennsylvania Electric	PELE - TL 115KV	SHAWVILLE to PHILIPSBURG	35620 - Clearing, Grading of Land	Site Clearing	\$707.92	\$401.24	\$306.68
PELE Pennsylvania Electric	PELE - TL 115KV	SHAWVILLE to PHILIPSBURG	35620 - Clearing, Grading of Land	Site Clearing	\$38,165.67	\$31,707.26	\$6,458.41
PELE Pennsylvania Electric	PELE - TL 115KV	SHAWVILLE to PHILIPSBURG	35620 - Clearing, Grading of Land	Site Clearing	\$71,651.31	\$1,431.86	\$70,219.45
		SHAWVILLE to PHILIPSBURG Total			\$122,297.49	\$33,614.11	\$88,683.38
PELE Pennsylvania Electric	PELE - TL 115KV	SHAWVILLE to ROCKTON MT to DUBOIS-11	35620 - Clearing, Grading of Land	Non-Unitized	\$0.31	\$0.00	\$0.31
PELE Pennsylvania Electric	PELE - TL 115KV	SHAWVILLE to ROCKTON MT to DUBOIS-11	35620 - Clearing, Grading of Land	Non-Unitized	\$35,175.19	\$220.35	\$34,954.84
PELE Pennsylvania Electric	PELE - TL 115KV	SHAWVILLE to ROCKTON MT to DUBOIS-11	35620 - Clearing, Grading of Land	Site Clearing	\$1,669.46	\$923.53	\$745.93
PELE Pennsylvania Electric	PELE - TL 115KV	SHAWVILLE to ROCKTON MT to DUBOIS-11	35620 - Clearing, Grading of Land	Site Clearing	\$3,958.43	\$2,714.53	\$1,243.90
PELE Pennsylvania Electric	PELE - TL 115KV	SHAWVILLE to ROCKTON MT to DUBOIS-11	35620 - Clearing, Grading of Land	Site Clearing	\$4,157.22	\$2,689.22	\$1,468.00
PELE Pennsylvania Electric	PELE - TL 115KV	SHAWVILLE to ROCKTON MT to DUBOIS-11	35620 - Clearing, Grading of Land	Site Clearing	\$5,159.33	\$103.10	\$5,056.23
PELE Pennsylvania Electric	PELE - TL 115KV	SHAWVILLE to ROCKTON MT to DUBOIS-11	35620 - Clearing, Grading of Land	Site Clearing	\$52,993.85	\$44,026.21	\$8,967.64
PELE Pennsylvania Electric	PELE - TL 115KV	SHAWVILLE to ROCKTON MT to DUBOIS-11	35620 - Clearing, Grading of Land	Site Clearing	\$141,825.23	\$888.44	\$140,936.79
		SHAWVILLE to ROCKTON MT to DUBOIS-11 Total			\$244,939.02	\$51,565.38	\$193,373.64
PELE Pennsylvania Electric	PELE - TL 230KV	SHAWVILLE to SHINGLETOWN	35620 - Clearing, Grading of Land	Non-Unitized	\$0.72	\$0.00	\$0.72
PELE Pennsylvania Electric	PELE - TL 230KV	SHAWVILLE to SHINGLETOWN	35620 - Clearing, Grading of Land	Non-Unitized	\$28,012.55	\$175.48	\$27,837.07
PELE Pennsylvania Electric	PELE - TL 230KV	SHAWVILLE to SHINGLETOWN	35620 - Clearing, Grading of Land	Site Clearing	\$32,766.68	\$23,713.46	\$9,053.22
PELE Pennsylvania Electric	PELE - TL 230KV	SHAWVILLE to SHINGLETOWN	35620 - Clearing, Grading of Land	Site Clearing	\$137,010.90	\$110,699.93	\$26,310.97
PELE Pennsylvania Electric	PELE - TL 230KV	SHAWVILLE to SHINGLETOWN	35620 - Clearing, Grading of Land	Site Clearing	\$180,735.79	\$3,611.78	\$177,124.01
		SHAWVILLE to SHINGLETOWN Total			\$378,526.64	\$138,200.65	\$240,325.99
PELE Pennsylvania Electric	PELE - TL 230KV	SHINGLETOWN to LEWISTOWN	35620 - Clearing, Grading of Land	Non-Unitized	\$0.31	\$0.00	\$0.31
PELE Pennsylvania Electric	PELE - TL 230KV	SHINGLETOWN to LEWISTOWN	35620 - Clearing, Grading of Land	Non-Unitized	\$27,835.28	\$174.37	\$27,660.91
PELE Pennsylvania Electric	PELE - TL 230KV	SHINGLETOWN to LEWISTOWN	35620 - Clearing, Grading of Land	Site Clearing	\$154.62	\$0.97	\$153.65
PELE Pennsylvania Electric	PELE - TL 230KV	SHINGLETOWN to LEWISTOWN	35620 - Clearing, Grading of Land	Site Clearing	\$35,050.66	\$21,282.23	\$13,768.43
PELE Pennsylvania Electric	PELE - TL 230KV	SHINGLETOWN to LEWISTOWN	35620 - Clearing, Grading of Land	Site Clearing	\$172,985.54	\$3,456.90	\$169,528.64
PELE Pennsylvania Electric	PELE - TL 230KV	SHINGLETOWN to LEWISTOWN	35620 - Clearing, Grading of Land	Site Clearing	\$205,516.00	\$166,049.61	\$39,466.39
		SHINGLETOWN to LEWISTOWN Total			\$441,542.41	\$190,964.08	\$250,578.33
PELE Pennsylvania Electric	PELE - TL 115KV	SNAKE SPRING to BEDFORD NORTH	35620 - Clearing, Grading of Land	Non-Unitized	\$11,772.57	\$73.75	\$11,698.82
PELE Pennsylvania Electric	PELE - TL 115KV	SNAKE SPRING to BEDFORD NORTH	35620 - Clearing, Grading of Land	Site Clearing	\$71,078.05	\$1,420.41	\$69,657.64
		SNAKE SPRING to BEDFORD NORTH Total			\$82,850.62	\$1,494.16	\$81,356.46
PELE Pennsylvania Electric	PELE - TL 115KV	SOMERSET to DEEP CREEK LINE	35620 - Clearing, Grading of Land	Non-Unitized	\$11,772.57	\$73.75	\$11,698.82
PELE Pennsylvania Electric	PELE - TL 115KV	SOMERSET to DEEP CREEK LINE	35620 - Clearing, Grading of Land	Site Clearing	\$10,671.33	\$6,336.55	\$4,334.78
PELE Pennsylvania Electric	PELE - TL 115KV	SOMERSET to DEEP CREEK LINE	35620 - Clearing, Grading of Land	Site Clearing	\$24,043.26	\$15,237.00	\$8,806.26
PELE Pennsylvania Electric	PELE - TL 115KV	SOMERSET to DEEP CREEK LINE	35620 - Clearing, Grading of Land	Site Clearing	\$71,078.05	\$1,420.41	\$69,657.64
		SOMERSET to DEEP CREEK LINE Total			\$117,565.21	\$23,067.71	\$94,497.50
PELE Pennsylvania Electric	PELE - TL 115KV	SUMMIT to WESTFALL	35620 - Clearing, Grading of Land	Non-Unitized	\$0.13	\$0.00	\$0.13
PELE Pennsylvania Electric	PELE - TL 115KV	SUMMIT to WESTFALL	35620 - Clearing, Grading of Land	Non-Unitized	\$8,758.71	\$54.87	\$8,703.84
PELE Pennsylvania Electric	PELE - TL 115KV	SUMMIT to WESTFALL	35620 - Clearing, Grading of Land	Site Clearing	\$575.00	\$451.12	\$123.88
PELE Pennsylvania Electric	PELE - TL 115KV	SUMMIT to WESTFALL	35620 - Clearing, Grading of Land	Site Clearing	\$734.79	\$345.71	\$389.08
PELE Pennsylvania Electric	PELE - TL 115KV	SUMMIT to WESTFALL	35620 - Clearing, Grading of Land	Site Clearing	\$42,623.46	\$35,410.70	\$7,212.76
PELE Pennsylvania Electric	PELE - TL 115KV	SUMMIT to WESTFALL	35620 - Clearing, Grading of Land	Site Clearing	\$55,174.38	\$1,102.59	\$54,071.79
		SUMMIT to WESTFALL Total			\$107,866.47	\$37,364.99	\$70,501.48
PELE Pennsylvania Electric	PELE - Dist Subs	TIDIQUITE SUB	35620 - Clearing, Grading of Land	Non-Unitized	\$38,086.09	\$238.58	\$37,847.51
		TIDIQUITE SUB Total			\$38,086.09	\$238.58	\$37,847.51
PELE Pennsylvania Electric	PELE - TL 115KV	TIFFANY to THOMPSON	35620 - Clearing, Grading of Land	Non-Unitized	\$0.44	\$0.00	\$0.44
PELE Pennsylvania Electric	PELE - TL 115KV	TIFFANY to THOMPSON	35620 - Clearing, Grading of Land	Non-Unitized	\$22,512.15	\$141.02	\$22,371.13
PELE Pennsylvania Electric	PELE - TL 115KV	TIFFANY to THOMPSON	35620 - Clearing, Grading of Land	Site Clearing	\$681.21	\$4.27	\$676.94
PELE Pennsylvania Electric	PELE - TL 115KV	TIFFANY to THOMPSON	35620 - Clearing, Grading of Land	Site Clearing	\$62,812.06	\$31,295.45	\$31,516.61
PELE Pennsylvania Electric	PELE - TL 115KV	TIFFANY to THOMPSON	35620 - Clearing, Grading of Land	Site Clearing	\$64,315.45	\$37,323.97	\$26,991.48
PELE Pennsylvania Electric	PELE - TL 115KV	TIFFANY to THOMPSON	35620 - Clearing, Grading of Land	Site Clearing	\$142,350.75	\$2,844.70	\$139,506.05
		TIFFANY to THOMPSON Total			\$292,672.06	\$71,609.41	\$221,062.65

Company	Major Location	Asset Location	Utility Account	Asset Retirement Unit	Book Cost	Allocated Reserve	Net Book Value
PELE Pennsylvania Electric	PELE - TL 115KV	TITUSVILLE to UNION CITY	35620 - Clearing, Grading of Land	Non-Unitized	\$0.38	\$0.00	\$0.38
PELE Pennsylvania Electric	PELE - TL 115KV	TITUSVILLE to UNION CITY	35620 - Clearing, Grading of Land	Non-Unitized	\$11,772.57	\$73.75	\$11,698.82
PELE Pennsylvania Electric	PELE - TL 115KV	TITUSVILLE to UNION CITY	35620 - Clearing, Grading of Land	Site Clearing	\$105.08	\$87.30	\$17.78
PELE Pennsylvania Electric	PELE - TL 115KV	TITUSVILLE to UNION CITY	35620 - Clearing, Grading of Land	Site Clearing	\$2,335.58	\$1,859.90	\$475.68
PELE Pennsylvania Electric	PELE - TL 115KV	TITUSVILLE to UNION CITY	35620 - Clearing, Grading of Land	Site Clearing	\$14,671.11	\$13,574.22	\$1,096.89
PELE Pennsylvania Electric	PELE - TL 115KV	TITUSVILLE to UNION CITY	35620 - Clearing, Grading of Land	Site Clearing	\$15,978.78	\$11,762.43	\$4,216.35
PELE Pennsylvania Electric	PELE - TL 115KV	TITUSVILLE to UNION CITY	35620 - Clearing, Grading of Land	Site Clearing	\$77,383.91	\$1,546.42	\$75,837.49
		TITUSVILLE to UNION CITY Total			\$122,247.41	\$28,904.02	\$93,343.39
PELE Pennsylvania Electric	PELE - TL 115KV	TOWER 51 to HOOVERSVILLE	35620 - Clearing, Grading of Land	Site Clearing	\$14,980.52	\$13,860.49	\$1,120.03
		TOWER 51 to HOOVERSVILLE Total			\$14,980.52	\$13,860.49	\$1,120.03
PELE Pennsylvania Electric	PELE - TL 115KV	TOWER HILL to WARD	35620 - Clearing, Grading of Land	Non-Unitized	\$555.37	\$3.48	\$551.89
PELE Pennsylvania Electric	PELE - TL 115KV	TOWER HILL to WARD	35620 - Clearing, Grading of Land	Site Clearing	\$2,239.29	\$14.03	\$2,225.26
		TOWER HILL to WARD Total			\$2,794.66	\$17.51	\$2,777.15
PELE Pennsylvania Electric	PELE - TL 115KV	TRADE CITY to PUNXSUTAWNEY	35620 - Clearing, Grading of Land	Non-Unitized	\$12,664.27	\$79.33	\$12,584.94
PELE Pennsylvania Electric	PELE - TL 115KV	TRADE CITY to PUNXSUTAWNEY	35620 - Clearing, Grading of Land	Site Clearing	\$3,594.44	\$22.52	\$3,571.92
PELE Pennsylvania Electric	PELE - TL 115KV	TRADE CITY to PUNXSUTAWNEY	35620 - Clearing, Grading of Land	Site Clearing	\$60,715.12	\$28,565.79	\$32,149.33
PELE Pennsylvania Electric	PELE - TL 115KV	TRADE CITY to PUNXSUTAWNEY	35620 - Clearing, Grading of Land	Site Clearing	\$71,078.05	\$1,420.41	\$69,657.64
		TRADE CITY to PUNXSUTAWNEY Total			\$148,051.88	\$30,088.05	\$117,963.83
PELE Pennsylvania Electric	PELE - Unspecified	Unspecified - PELE - WR Pa	35620 - Clearing, Grading of Land	Site Clearing	\$1,195.59	\$228.63	\$966.96
PELE Pennsylvania Electric	PELE - Unspecified	Unspecified - PELE - WR Pa	35620 - Clearing, Grading of Land	Unspecified	\$910,834.08	\$28,783.26	\$882,050.82
		Unspecified - PELE - WR Pa Total			\$912,029.67	\$29,011.89	\$883,017.78
PELE Pennsylvania Electric	PELE - TL 115KV	VENANGO JUNCTION to SPRINGBORO	35620 - Clearing, Grading of Land	Non-Unitized	\$0.23	\$0.00	\$0.23
PELE Pennsylvania Electric	PELE - TL 115KV	VENANGO JUNCTION to SPRINGBORO	35620 - Clearing, Grading of Land	Site Clearing	\$213.17	\$140.68	\$72.49
PELE Pennsylvania Electric	PELE - TL 115KV	VENANGO JUNCTION to SPRINGBORO	35620 - Clearing, Grading of Land	Site Clearing	\$4,012.82	\$80.19	\$3,932.63
PELE Pennsylvania Electric	PELE - TL 115KV	VENANGO JUNCTION to SPRINGBORO	35620 - Clearing, Grading of Land	Site Clearing	\$27,747.30	\$21,104.71	\$6,642.59
		VENANGO JUNCTION to SPRINGBORO Total			\$31,973.52	\$21,325.58	\$10,647.94
PELE Pennsylvania Electric	PELE - TL 115KV	WARREN to CORRY EAST to BUFFALO ROAD	35620 - Clearing, Grading of Land	Non-Unitized	\$0.15	\$0.00	\$0.15
PELE Pennsylvania Electric	PELE - TL 115KV	WARREN to CORRY EAST to BUFFALO ROAD	35620 - Clearing, Grading of Land	Non-Unitized	\$40,289.09	\$252.39	\$40,036.70
PELE Pennsylvania Electric	PELE - TL 115KV	WARREN to CORRY EAST to BUFFALO ROAD	35620 - Clearing, Grading of Land	Site Clearing	\$600.44	\$248.95	\$351.49
PELE Pennsylvania Electric	PELE - TL 115KV	WARREN to CORRY EAST to BUFFALO ROAD	35620 - Clearing, Grading of Land	Site Clearing	\$13,873.69	\$86.91	\$13,786.78
PELE Pennsylvania Electric	PELE - TL 115KV	WARREN to CORRY EAST to BUFFALO ROAD	35620 - Clearing, Grading of Land	Site Clearing	\$52,551.27	\$28,353.21	\$24,198.06
PELE Pennsylvania Electric	PELE - TL 115KV	WARREN to CORRY EAST to BUFFALO ROAD	35620 - Clearing, Grading of Land	Site Clearing	\$148,857.08	\$115,014.34	\$33,842.74
PELE Pennsylvania Electric	PELE - TL 115KV	WARREN to CORRY EAST to BUFFALO ROAD	35620 - Clearing, Grading of Land	Site Clearing	\$196,359.98	\$3,924.01	\$192,435.97
		WARREN to CORRY EAST to BUFFALO ROAD Total			\$452,531.70	\$147,879.81	\$304,651.89
PELE Pennsylvania Electric	PELE - TL 115KV	WARREN to FALCONER to NIAGARA MOHAWK	35620 - Clearing, Grading of Land	Non-Unitized	\$1,346.77	\$8.44	\$1,338.33
PELE Pennsylvania Electric	PELE - TL 115KV	WARREN to FALCONER to NIAGARA MOHAWK	35620 - Clearing, Grading of Land	Non-Unitized	\$24,219.27	\$151.72	\$24,067.55
PELE Pennsylvania Electric	PELE - TL 115KV	WARREN to FALCONER to NIAGARA MOHAWK	35620 - Clearing, Grading of Land	Site Clearing	\$593.96	\$513.08	\$80.88
PELE Pennsylvania Electric	PELE - TL 115KV	WARREN to FALCONER to NIAGARA MOHAWK	35620 - Clearing, Grading of Land	Site Clearing	\$3,821.76	\$23.94	\$3,797.82
PELE Pennsylvania Electric	PELE - TL 115KV	WARREN to FALCONER to NIAGARA MOHAWK	35620 - Clearing, Grading of Land	Site Clearing	\$4,182.87	\$3,870.14	\$312.73
PELE Pennsylvania Electric	PELE - TL 115KV	WARREN to FALCONER to NIAGARA MOHAWK	35620 - Clearing, Grading of Land	Site Clearing	\$6,195.54	\$4,327.70	\$1,867.84
PELE Pennsylvania Electric	PELE - TL 115KV	WARREN to FALCONER to NIAGARA MOHAWK	35620 - Clearing, Grading of Land	Site Clearing	\$153,313.46	\$3,063.78	\$150,249.68
		WARREN to FALCONER to NIAGARA MOHAWK Total			\$193,673.63	\$11,958.80	\$181,714.83
PELE Pennsylvania Electric	PELE - TL 115KV	WARREN to WARREN SOUTH to LEWIS RUN	35620 - Clearing, Grading of Land	Non-Unitized	\$0.44	\$0.00	\$0.44
PELE Pennsylvania Electric	PELE - TL 115KV	WARREN to WARREN SOUTH to LEWIS RUN	35620 - Clearing, Grading of Land	Non-Unitized	\$392.10	\$2.46	\$389.64
PELE Pennsylvania Electric	PELE - TL 115KV	WARREN to WARREN SOUTH to LEWIS RUN	35620 - Clearing, Grading of Land	Site Clearing	\$9,036.23	\$180.58	\$8,855.65
PELE Pennsylvania Electric	PELE - TL 115KV	WARREN to WARREN SOUTH to LEWIS RUN	35620 - Clearing, Grading of Land	Site Clearing	\$167,343.27	\$146,342.64	\$21,000.63
		WARREN to WARREN SOUTH to LEWIS RUN Total			\$176,772.04	\$146,525.68	\$30,246.36
PELE Pennsylvania Electric	PELE - TL 115KV	WAYNE to GENEVA	35620 - Clearing, Grading of Land	Non-Unitized	\$9,886.91	\$61.94	\$9,824.97
PELE Pennsylvania Electric	PELE - TL 115KV	WAYNE to GENEVA	35620 - Clearing, Grading of Land	Site Clearing	\$325.64	\$6.51	\$319.13
PELE Pennsylvania Electric	PELE - TL 115KV	WAYNE to GENEVA	35620 - Clearing, Grading of Land	Site Clearing	\$15,078.58	\$13,951.22	\$1,127.36
PELE Pennsylvania Electric	PELE - TL 115KV	WAYNE to GENEVA	35620 - Clearing, Grading of Land	Site Clearing	\$21,377.37	\$13,547.54	\$7,829.83
PELE Pennsylvania Electric	PELE - TL 115KV	WAYNE to GENEVA	35620 - Clearing, Grading of Land	Site Clearing	\$39,532.40	\$247.65	\$39,284.75
		WAYNE to GENEVA Total			\$86,200.90	\$27,814.86	\$58,386.04
PELE Pennsylvania Electric	PELE - TL 115KV	WAYNE to MORGAN STREET	35620 - Clearing, Grading of Land	Site Clearing	\$41,237.65	\$20,546.23	\$20,691.42

Company	Major Location	Asset Location	Utility Account	Asset Retirement Unit	Book Cost	Allocated Reserve	Net Book Value
		WAYNE to MORGAN STREET Total			\$41,237.65	\$20,546.23	\$20,691.42
PELE Pennsylvania Electric	PELE - TL 115KV	WAYNE to UTICA JCT to ECLIPSE	35620 - Clearing, Grading of Land	Site Clearing	\$30,546.19	\$28,262.39	\$2,283.80
		WAYNE to UTICA JCT to ECLIPSE Total			\$30,546.19	\$28,262.39	\$2,283.80
PELE Pennsylvania Electric	PELE - TL 115KV	WESTFALL to TYRONE NORTH to PHILIP SUB	35620 - Clearing, Grading of Land	Non-Unitized	\$1.02	\$0.01	\$1.01
PELE Pennsylvania Electric	PELE - TL 115KV	WESTFALL to TYRONE NORTH to PHILIP SUB	35620 - Clearing, Grading of Land	Non-Unitized	\$317.15	\$1.99	\$315.16
PELE Pennsylvania Electric	PELE - TL 115KV	WESTFALL to TYRONE NORTH to PHILIP SUB	35620 - Clearing, Grading of Land	Site Clearing	\$100.00	\$63.37	\$36.63
PELE Pennsylvania Electric	PELE - TL 115KV	WESTFALL to TYRONE NORTH to PHILIP SUB	35620 - Clearing, Grading of Land	Site Clearing	\$1,041.52	\$6.52	\$1,035.00
PELE Pennsylvania Electric	PELE - TL 115KV	WESTFALL to TYRONE NORTH to PHILIP SUB	35620 - Clearing, Grading of Land	Site Clearing	\$16,862.11	\$336.97	\$16,525.14
PELE Pennsylvania Electric	PELE - TL 115KV	WESTFALL to TYRONE NORTH to PHILIP SUB	35620 - Clearing, Grading of Land	Site Clearing	\$160,069.14	\$125,583.99	\$34,485.15
		WESTFALL to TYRONE NORTH to PHILIP SUB Total			\$178,390.94	\$125,992.85	\$52,398.09
PELE Pennsylvania Electric	PELE - TL 115KV	WHETSTONE to RIDGWAY	35620 - Clearing, Grading of Land	Non-Unitized	\$0.06	\$0.00	\$0.06
PELE Pennsylvania Electric	PELE - TL 115KV	WHETSTONE to RIDGWAY	35620 - Clearing, Grading of Land	Non-Unitized	\$11,772.57	\$73.75	\$11,698.82
PELE Pennsylvania Electric	PELE - TL 115KV	WHETSTONE to RIDGWAY	35620 - Clearing, Grading of Land	Site Clearing	\$63,000.65	\$39,925.58	\$23,075.07
PELE Pennsylvania Electric	PELE - TL 115KV	WHETSTONE to RIDGWAY	35620 - Clearing, Grading of Land	Site Clearing	\$72,224.58	\$1,443.32	\$70,781.26
		WHETSTONE to RIDGWAY Total			\$146,997.86	\$41,442.65	\$105,555.21
			35620 - Clearing, Grading of Land Total		\$45,981,877.69	\$8,721,373.64	\$37,260,504.05
PELE Pennsylvania Electric	none	none	35622 - Clearing, Grading of Land	Non-Unitized	(\$4,626,665.00)	(\$38,380.54)	(\$4,588,284.46)
		none Total			(\$4,626,665.00)	(\$38,380.54)	(\$4,588,284.46)
			35622 - Clearing, Grading of Land Total		(\$4,626,665.00)	(\$38,380.54)	(\$4,588,284.46)
PELE Pennsylvania Electric	PELE - TL 115KV	ARNOLD TAP to ARNOLD REC SUB	35800 - Undergrnd Conductr,Devices	Cable	\$1,916.63	(\$174.04)	\$2,090.67
PELE Pennsylvania Electric	PELE - TL 115KV	ARNOLD TAP to ARNOLD REC SUB	35800 - Undergrnd Conductr,Devices	Cable	\$7,240.78	(\$687.41)	\$7,928.19
PELE Pennsylvania Electric	PELE - TL 115KV	ARNOLD TAP to ARNOLD REC SUB	35800 - Undergrnd Conductr,Devices	Cable	\$22,615.37	(\$2,104.33)	\$24,719.70
PELE Pennsylvania Electric	PELE - TL 115KV	ARNOLD TAP to ARNOLD REC SUB	35800 - Undergrnd Conductr,Devices	Non-Unitized	(\$20.67)	\$1.76	(\$22.43)
PELE Pennsylvania Electric	PELE - TL 115KV	ARNOLD TAP to ARNOLD REC SUB	35800 - Undergrnd Conductr,Devices	Non-Unitized	\$20.68	(\$1.81)	\$22.49
		ARNOLD TAP to ARNOLD REC SUB Total			\$31,772.79	(\$2,965.82)	\$34,738.61
PELE Pennsylvania Electric	PELE - Dist Subs	LEWISTOWN AND REEDSVILLE SUB	35800 - Undergrnd Conductr,Devices	Switch - Mass	\$39,930.70	(\$3,198.79)	\$43,129.49
		LEWISTOWN AND REEDSVILLE SUB Total			\$39,930.70	(\$3,198.79)	\$43,129.49
PELE Pennsylvania Electric	PELE - Dist Lines	PELE - Dist Lines	35800 - Undergrnd Conductr,Devices	Arrester, Lightning Mass	\$267.24	(\$111.22)	\$378.46
PELE Pennsylvania Electric	PELE - Dist Lines	PELE - Dist Lines	35800 - Undergrnd Conductr,Devices	Arrester, Lightning Mass	\$747.38	(\$359.65)	\$1,107.03
PELE Pennsylvania Electric	PELE - Dist Lines	PELE - Dist Lines	35800 - Undergrnd Conductr,Devices	Fault Detector	\$24,942.14	(\$1,622.53)	\$26,564.67
PELE Pennsylvania Electric	PELE - Dist Lines	PELE - Dist Lines	35800 - Undergrnd Conductr,Devices	Non-Unitized	\$149,304.68	(\$3,622.08)	\$152,926.76
PELE Pennsylvania Electric	PELE - Dist Lines	PELE - Dist Lines	35800 - Undergrnd Conductr,Devices	Switch - Mass	\$30,070.25	(\$729.49)	\$30,799.74
PELE Pennsylvania Electric	PELE - Dist Lines	PELE - Dist Lines	35800 - Undergrnd Conductr,Devices	Switch - Mass	\$32,389.98	(\$1,645.40)	\$34,035.38
		PELE - Dist Lines Total			\$237,721.67	(\$8,090.37)	\$245,812.04
PELE Pennsylvania Electric	PELE - TL 46KV	PELE - TL 46KV	35800 - Undergrnd Conductr,Devices	Fault Detector	\$38,703.53	(\$2,517.75)	\$41,221.28
PELE Pennsylvania Electric	PELE - TL 46KV	PELE - TL 46KV	35800 - Undergrnd Conductr,Devices	Insulator - transmission	\$119.04	(\$72.71)	\$191.75
PELE Pennsylvania Electric	PELE - TL 46KV	PELE - TL 46KV	35800 - Undergrnd Conductr,Devices	Non-Unitized	\$25,939.85	(\$629.30)	\$26,569.15
PELE Pennsylvania Electric	PELE - TL 46KV	PELE - TL 46KV	35800 - Undergrnd Conductr,Devices	Switch - Mass	\$17,803.87	(\$5,096.72)	\$22,900.59
PELE Pennsylvania Electric	PELE - TL 46KV	PELE - TL 46KV	35800 - Undergrnd Conductr,Devices	Switch - Mass	\$36,373.67	(\$3,416.65)	\$39,790.32
		PELE - TL 46KV Total			\$118,939.96	(\$11,733.12)	\$130,673.08
PELE Pennsylvania Electric	PELE - TL 69KV	PELE - TL 69KV	35800 - Undergrnd Conductr,Devices	Cable	(\$6,620.80)	\$628.55	(\$7,249.35)
PELE Pennsylvania Electric	PELE - TL 69KV	PELE - TL 69KV	35800 - Undergrnd Conductr,Devices	Cable	(\$1,028.06)	\$95.66	(\$1,123.72)
PELE Pennsylvania Electric	PELE - TL 69KV	PELE - TL 69KV	35800 - Undergrnd Conductr,Devices	Cable	\$7,648.86	(\$694.52)	\$8,343.38
PELE Pennsylvania Electric	PELE - TL 69KV	PELE - TL 69KV	35800 - Undergrnd Conductr,Devices	Cable	\$31,968.64	(\$3,086.53)	\$35,055.17
PELE Pennsylvania Electric	PELE - TL 69KV	PELE - TL 69KV	35800 - Undergrnd Conductr,Devices	Non-Unitized	(\$16,668.17)	\$1,467.70	(\$18,135.87)
		PELE - TL 69KV Total			\$15,300.47	(\$1,589.15)	\$16,889.62
PELE Pennsylvania Electric	PELE - Dist Subs	TIPTON SUB	35800 - Undergrnd Conductr,Devices	Non-Unitized	\$61,008.36	(\$1,480.04)	\$62,488.40
		TIPTON SUB Total			\$61,008.36	(\$1,480.04)	\$62,488.40
PELE Pennsylvania Electric	PELE - Unspecified	Unspecified - PELE - WR Pa	35800 - Undergrnd Conductr,Devices	Non-Unitized	\$7,390.47	(\$480.76)	\$7,871.23
PELE Pennsylvania Electric	PELE - Unspecified	Unspecified - PELE - WR Pa	35800 - Undergrnd Conductr,Devices	Unspecified	\$20,157.07	(\$1,311.25)	\$21,468.32
		Unspecified - PELE - WR Pa Total			\$27,547.54	(\$1,792.01)	\$29,339.55
			35800 - Undergrnd Conductr,Devices Total		\$532,221.49	(\$30,849.31)	\$563,070.80
PELE Pennsylvania Electric	PELE - Unspecified	Unspecified - PELE - WR Pa	35910 - ARC Transmission	ARO	\$6,988.51	\$4,296.40	\$2,692.11
		Unspecified - PELE - WR Pa Total			\$6,988.51	\$4,296.40	\$2,692.11

Company	Major Location	Asset Location	Utility Account	Asset Retirement Unit	Book Cost	Allocated Reserve	Net Book Value
			35910 - ARC Transmission Total		\$6,988.51	\$4,296.40	\$2,692.11
PELE Pennsylvania Electric	PELE SUBTRANS SUBS	ALTOONA SUB	39010 - Structures, Improvements	Building	\$183,451.76	\$62,120.47	\$121,331.29
		ALTOONA SUB Total			\$183,451.76	\$62,120.47	\$121,331.29
PELE Pennsylvania Electric	PELE - Trans Subs	RIDGWAY SWITCHING STATION	39010 - Structures, Improvements	Building	\$65,898.00	\$19,931.51	\$45,966.49
		RIDGWAY SWITCHING STATION Total			\$65,898.00	\$19,931.51	\$45,966.49
			39010 - Structures, Improvements Total		\$249,349.76	\$82,051.98	\$167,297.78
PELE Pennsylvania Electric	PELE SUBTRANS SUBS	ALTOONA SUB	39020 - Clearing, Grading of Land	Driveways, Parking, Roads and Walks	\$72,497.95	\$33,147.05	\$39,350.90
		ALTOONA SUB Total			\$72,497.95	\$33,147.05	\$39,350.90
			39020 - Clearing, Grading of Land Total		\$72,497.95	\$33,147.05	\$39,350.90
PELE Pennsylvania Electric	PELE - Dist Subs	ALEXANDRIA SUB	39700 - Communication Equipment	Microwave System	\$452.00	\$452.00	\$0.00
		ALEXANDRIA SUB Total			\$452.00	\$452.00	\$0.00
PELE Pennsylvania Electric	PELE - Dist Subs	ALLEGHENY SUB	39700 - Communication Equipment	Microwave System	\$25.97	\$25.97	\$0.00
PELE Pennsylvania Electric	PELE - Dist Subs	ALLEGHENY SUB	39700 - Communication Equipment	Microwave System	\$5,944.47	\$5,944.47	\$0.00
		ALLEGHENY SUB Total			\$5,970.44	\$5,970.44	\$0.00
PELE Pennsylvania Electric	PELE SUBTRANS SUBS	ALTOONA SUB	39700 - Communication Equipment	Ovrhead Structures	\$139,175.75	\$138,919.74	\$256.01
		ALTOONA SUB Total			\$139,175.75	\$138,919.74	\$256.01
PELE Pennsylvania Electric	PELE - TL 230KV	ALTOONA to RAYSTOWN	39700 - Communication Equipment	Communication System	\$774,441.85	\$773,017.30	\$1,424.55
		ALTOONA to RAYSTOWN Total			\$774,441.85	\$773,017.30	\$1,424.55
PELE Pennsylvania Electric	PELE - Dist Subs	ASHVILLE SUB	39700 - Communication Equipment	Microwave System	\$643.53	\$643.53	\$0.00
		ASHVILLE SUB Total			\$643.53	\$643.53	\$0.00
PELE Pennsylvania Electric	PELE - Dist Subs	BEDFORD NORTH SUB	39700 - Communication Equipment	Microwave System	\$624.16	\$624.16	\$0.00
PELE Pennsylvania Electric	PELE - Dist Subs	BEDFORD NORTH SUB	39700 - Communication Equipment	PELE- Communication Equipment	\$15.75	\$15.75	\$0.00
		BEDFORD NORTH SUB Total			\$639.91	\$639.91	\$0.00
PELE Pennsylvania Electric	PELE - Dist Subs	BELLEVILLE SUB	39700 - Communication Equipment	PELE- Communication Equipment	\$3,223.71	\$3,192.76	\$30.95
		BELLEVILLE SUB Total			\$3,223.71	\$3,192.76	\$30.95
PELE Pennsylvania Electric	PELE SUBTRANS SUBS	BETH 33 CAMBRIA SLOPE SWITCHING STATION	39700 - Communication Equipment	Non-Unitized	\$294.08	\$25.37	\$268.71
		BETH 33 CAMBRIA SLOPE SWITCHING STATION Total			\$294.08	\$25.37	\$268.71
PELE Pennsylvania Electric	PELE - Dist Subs	BLAIRSVILLE EAST SUB	39700 - Communication Equipment	Communication System	\$13.20	\$13.20	\$0.00
PELE Pennsylvania Electric	PELE - Dist Subs	BLAIRSVILLE EAST SUB	39700 - Communication Equipment	Microwave System	\$1,156.43	\$1,156.43	\$0.00
PELE Pennsylvania Electric	PELE - Dist Subs	BLAIRSVILLE EAST SUB	39700 - Communication Equipment	Microwave System	\$1,536.97	\$1,536.97	\$0.00
PELE Pennsylvania Electric	PELE - Dist Subs	BLAIRSVILLE EAST SUB	39700 - Communication Equipment	Microwave System	\$4,846.60	\$4,846.60	\$0.00
		BLAIRSVILLE EAST SUB Total			\$7,553.20	\$7,553.20	\$0.00
PELE Pennsylvania Electric	PELE - Trans Subs	BON AIR SWITCHING STATION	39700 - Communication Equipment	Microwave System	\$9,749.52	\$9,749.52	\$0.00
PELE Pennsylvania Electric	PELE - Trans Subs	BON AIR SWITCHING STATION	39700 - Communication Equipment	Microwave System	\$49,204.48	\$49,203.77	\$0.71
PELE Pennsylvania Electric	PELE - Trans Subs	BON AIR SWITCHING STATION	39700 - Communication Equipment	Non-Unitized	\$7,184.37	\$619.80	\$6,564.57
		BON AIR SWITCHING STATION Total			\$66,138.37	\$59,573.09	\$6,565.28
PELE Pennsylvania Electric	PELE - Dist Subs	BROOKVILLE 138/34.5 KV SUB	39700 - Communication Equipment	Microwave System	\$1,645.09	\$1,645.09	\$0.00
PELE Pennsylvania Electric	PELE - Dist Subs	BROOKVILLE 138/34.5 KV SUB	39700 - Communication Equipment	Microwave System	\$2,706.45	\$2,706.45	\$0.00
PELE Pennsylvania Electric	PELE - Dist Subs	BROOKVILLE 138/34.5 KV SUB	39700 - Communication Equipment	Microwave System	\$4,089.25	\$4,089.25	\$0.00
PELE Pennsylvania Electric	PELE - Dist Subs	BROOKVILLE 138/34.5 KV SUB	39700 - Communication Equipment	PELE- Communication Equipment	\$409.59	\$403.30	\$6.29
		BROOKVILLE 138/34.5 KV SUB Total			\$8,850.38	\$8,844.09	\$6.29
PELE Pennsylvania Electric	PELE - Dist Subs	BUFFALO ROAD SUB	39700 - Communication Equipment	Lighting and Power System	\$117.50	\$117.50	\$0.00
PELE Pennsylvania Electric	PELE - Dist Subs	BUFFALO ROAD SUB	39700 - Communication Equipment	Lighting and Power System	\$589.58	\$589.58	\$0.00
PELE Pennsylvania Electric	PELE - Dist Subs	BUFFALO ROAD SUB	39700 - Communication Equipment	Microwave System	\$53.69	\$53.69	\$0.00
PELE Pennsylvania Electric	PELE - Dist Subs	BUFFALO ROAD SUB	39700 - Communication Equipment	Microwave System	\$638.81	\$638.81	\$0.00
PELE Pennsylvania Electric	PELE - Dist Subs	BUFFALO ROAD SUB	39700 - Communication Equipment	Microwave System	\$1,179.51	\$1,179.51	\$0.00
PELE Pennsylvania Electric	PELE - Dist Subs	BUFFALO ROAD SUB	39700 - Communication Equipment	Non-Unitized	(\$4.32)	(\$1.00)	(\$3.32)
		BUFFALO ROAD SUB Total			\$2,574.77	\$2,578.09	(\$3.32)
PELE Pennsylvania Electric	PELE - Dist Subs	CARLISLE PIKE SUB	39700 - Communication Equipment	Microwave System	\$1,173.40	\$1,173.40	\$0.00
		CARLISLE PIKE SUB Total			\$1,173.40	\$1,173.40	\$0.00
PELE Pennsylvania Electric	PELE SUBTRANS SUBS	CENTER UNION SWITCHING STATION	39700 - Communication Equipment	PELE- Communication Equipment	\$2,099.66	\$2,087.53	\$12.13
		CENTER UNION SWITCHING STATION Total			\$2,099.66	\$2,087.53	\$12.13
PELE Pennsylvania Electric	PELE - Trans Subs	CONEMAUGH SUB	39700 - Communication Equipment	PELE- Communication Equipment	\$1,904.83	\$1,898.48	\$6.35
		CONEMAUGH SUB Total			\$1,904.83	\$1,898.48	\$6.35

Company	Major Location	Asset Location	Utility Account	Asset Retirement Unit	Book Cost	Allocated Reserve	Net Book Value
PELE Pennsylvania Electric	PELE - Dist Subs	COOPER SUB	39700 - Communication Equipment	Microwave System	\$200.00	\$200.00	\$0.00
PELE Pennsylvania Electric	PELE - Dist Subs	COOPER SUB	39700 - Communication Equipment	Microwave System	\$462.24	\$462.24	\$0.00
PELE Pennsylvania Electric	PELE - Dist Subs	COOPER SUB	39700 - Communication Equipment	Microwave System	\$1,420.40	\$1,420.40	\$0.00
PELE Pennsylvania Electric	PELE - Dist Subs	COOPER SUB	39700 - Communication Equipment	Microwave System	\$3,082.81	\$3,082.81	\$0.00
PELE Pennsylvania Electric	PELE - Dist Subs	COOPER SUB	39700 - Communication Equipment	Ovrhead Structures	\$71,259.75	\$71,128.67	\$131.08
		COOPER SUB Total			\$76,425.20	\$76,294.12	\$131.08
PELE Pennsylvania Electric	PELE - Dist Subs	DUBOIS SUB	39700 - Communication Equipment	Microwave System	\$82.87	\$82.87	\$0.00
PELE Pennsylvania Electric	PELE - Dist Subs	DUBOIS SUB	39700 - Communication Equipment	Microwave System	\$269.65	\$269.65	\$0.00
PELE Pennsylvania Electric	PELE - Dist Subs	DUBOIS SUB	39700 - Communication Equipment	Microwave System	\$300.00	\$300.00	\$0.00
PELE Pennsylvania Electric	PELE - Dist Subs	DUBOIS SUB	39700 - Communication Equipment	Microwave System	\$2,055.88	\$2,055.88	\$0.00
PELE Pennsylvania Electric	PELE - Dist Subs	DUBOIS SUB	39700 - Communication Equipment	Microwave System	\$3,993.06	\$3,993.06	\$0.00
PELE Pennsylvania Electric	PELE - Dist Subs	DUBOIS SUB	39700 - Communication Equipment	Microwave System	\$4,042.34	\$4,042.34	\$0.00
		DUBOIS SUB Total			\$10,743.80	\$10,743.80	\$0.00
PELE Pennsylvania Electric	PELE - Dist Subs	EAST ALTOONA SUB	39700 - Communication Equipment	Microwave System	\$5,054.14	\$5,054.14	\$0.00
		EAST ALTOONA SUB Total			\$5,054.14	\$5,054.14	\$0.00
PELE Pennsylvania Electric	PELE - Dist Subs	EAST PIKE SUB	39700 - Communication Equipment	Microwave System	\$18.77	\$18.77	\$0.00
		EAST PIKE SUB Total			\$18.77	\$18.77	\$0.00
PELE Pennsylvania Electric	PELE - Dist Subs	EAST SAYRE SUB	39700 - Communication Equipment	Lighting and Power System	\$100.29	\$100.29	\$0.00
PELE Pennsylvania Electric	PELE - Dist Subs	EAST SAYRE SUB	39700 - Communication Equipment	Lighting and Power System	\$346.17	\$346.17	\$0.00
PELE Pennsylvania Electric	PELE - Dist Subs	EAST SAYRE SUB	39700 - Communication Equipment	Microwave System	\$3,202.93	\$3,202.93	\$0.00
		EAST SAYRE SUB Total			\$3,649.39	\$3,649.39	\$0.00
PELE Pennsylvania Electric	PELE - Trans Subs	EAST TOWANDA TRANSMISSION SUB	39700 - Communication Equipment	Communication System	\$157.32	\$157.32	\$0.00
PELE Pennsylvania Electric	PELE - Trans Subs	EAST TOWANDA TRANSMISSION SUB	39700 - Communication Equipment	Communication System	\$861.78	\$861.78	\$0.00
PELE Pennsylvania Electric	PELE - Trans Subs	EAST TOWANDA TRANSMISSION SUB	39700 - Communication Equipment	Lighting and Power System	\$211.10	\$211.10	\$0.00
PELE Pennsylvania Electric	PELE - Trans Subs	EAST TOWANDA TRANSMISSION SUB	39700 - Communication Equipment	Lighting and Power System	\$229.30	\$229.30	\$0.00
PELE Pennsylvania Electric	PELE - Trans Subs	EAST TOWANDA TRANSMISSION SUB	39700 - Communication Equipment	Lighting and Power System	\$387.66	\$387.66	\$0.00
PELE Pennsylvania Electric	PELE - Trans Subs	EAST TOWANDA TRANSMISSION SUB	39700 - Communication Equipment	Lighting and Power System	\$530.21	\$530.21	\$0.00
PELE Pennsylvania Electric	PELE - Trans Subs	EAST TOWANDA TRANSMISSION SUB	39700 - Communication Equipment	Lighting and Power System	\$688.68	\$688.68	\$0.00
PELE Pennsylvania Electric	PELE - Trans Subs	EAST TOWANDA TRANSMISSION SUB	39700 - Communication Equipment	Lighting and Power System	\$1,591.87	\$1,591.87	\$0.00
PELE Pennsylvania Electric	PELE - Trans Subs	EAST TOWANDA TRANSMISSION SUB	39700 - Communication Equipment	Microwave System	\$342.79	\$342.79	\$0.00
PELE Pennsylvania Electric	PELE - Trans Subs	EAST TOWANDA TRANSMISSION SUB	39700 - Communication Equipment	Microwave System	\$414.86	\$414.86	\$0.00
PELE Pennsylvania Electric	PELE - Trans Subs	EAST TOWANDA TRANSMISSION SUB	39700 - Communication Equipment	Microwave System	\$6,190.73	\$6,190.73	\$0.00
PELE Pennsylvania Electric	PELE - Trans Subs	EAST TOWANDA TRANSMISSION SUB	39700 - Communication Equipment	PELE- Communication Equipment	\$9.23	\$9.23	\$0.00
PELE Pennsylvania Electric	PELE - Trans Subs	EAST TOWANDA TRANSMISSION SUB	39700 - Communication Equipment	Radios	\$1,110.00	\$1,110.00	\$0.00
		EAST TOWANDA TRANSMISSION SUB Total			\$12,725.53	\$12,725.53	\$0.00
PELE Pennsylvania Electric	PELE - Dist Subs	ECLIPSE SUB	39700 - Communication Equipment	Lighting and Power System	\$81.17	\$81.17	\$0.00
PELE Pennsylvania Electric	PELE - Dist Subs	ECLIPSE SUB	39700 - Communication Equipment	Lighting and Power System	\$523.54	\$523.54	\$0.00
PELE Pennsylvania Electric	PELE - Dist Subs	ECLIPSE SUB	39700 - Communication Equipment	Microwave System	\$2,596.08	\$2,596.08	\$0.00
		ECLIPSE SUB Total			\$3,200.79	\$3,200.79	\$0.00
PELE Pennsylvania Electric	PELE - Dist Subs	EDINBORO SOUTH SUB	39700 - Communication Equipment	Lighting and Power System	\$322.90	\$322.90	\$0.00
PELE Pennsylvania Electric	PELE - Dist Subs	EDINBORO SOUTH SUB	39700 - Communication Equipment	Microwave System	\$5,343.50	\$5,343.50	\$0.00
		EDINBORO SOUTH SUB Total			\$5,666.40	\$5,666.40	\$0.00
PELE Pennsylvania Electric	PELE - TL 115KV	ERIE SOUTH to FRENCH ROAD NO.1	39700 - Communication Equipment	PPCO - Communication Equipment	\$27,813.83	\$27,762.67	\$51.16
		ERIE SOUTH to FRENCH ROAD NO.1 Total			\$27,813.83	\$27,762.67	\$51.16
PELE Pennsylvania Electric	PELE - Trans Subs	ERIE SOUTH TRANSMISSION SUB	39700 - Communication Equipment	Microwave System	\$150.00	\$150.00	\$0.00
PELE Pennsylvania Electric	PELE - Trans Subs	ERIE SOUTH TRANSMISSION SUB	39700 - Communication Equipment	Microwave System	\$449.16	\$449.16	\$0.00
PELE Pennsylvania Electric	PELE - Trans Subs	ERIE SOUTH TRANSMISSION SUB	39700 - Communication Equipment	Microwave System	\$1,959.99	\$1,959.99	\$0.00
PELE Pennsylvania Electric	PELE - Trans Subs	ERIE SOUTH TRANSMISSION SUB	39700 - Communication Equipment	Microwave System	\$4,170.55	\$4,170.55	\$0.00
PELE Pennsylvania Electric	PELE - Trans Subs	ERIE SOUTH TRANSMISSION SUB	39700 - Communication Equipment	Microwave System	\$9,363.97	\$9,363.97	\$0.00
PELE Pennsylvania Electric	PELE - Trans Subs	ERIE SOUTH TRANSMISSION SUB	39700 - Communication Equipment	Microwave System	\$32,741.29	\$32,725.60	\$15.69
PELE Pennsylvania Electric	PELE - Trans Subs	ERIE SOUTH TRANSMISSION SUB	39700 - Communication Equipment	PELE- Communication Equipment	\$954.65	\$951.47	\$3.18
PELE Pennsylvania Electric	PELE - Trans Subs	ERIE SOUTH TRANSMISSION SUB	39700 - Communication Equipment	PELE- Communication Equipment	\$6,690.56	\$6,684.10	\$6.46
PELE Pennsylvania Electric	PELE - Trans Subs	ERIE SOUTH TRANSMISSION SUB	39700 - Communication Equipment	PELE- Communication Equipment	\$12,708.48	\$12,685.10	\$23.38
		ERIE SOUTH TRANSMISSION SUB Total			\$69,188.65	\$69,139.94	\$48.71

Company	Major Location	Asset Location	Utility Account	Asset Retirement Unit	Book Cost	Allocated Reserve	Net Book Value
PELE Pennsylvania Electric	PELE - Trans Subs	ERIE WEST SWITCHING STATION	39700 - Communication Equipment	Microwave System	\$17,194.57	\$17,194.57	\$0.00
		ERIE WEST SWITCHING STATION Total			\$17,194.57	\$17,194.57	\$0.00
PELE Pennsylvania Electric	PELE - Dist Subs	FAIRVIEW EAST SUB	39700 - Communication Equipment	Lighting and Power System	\$27.88	\$27.88	\$0.00
PELE Pennsylvania Electric	PELE - Dist Subs	FAIRVIEW EAST SUB	39700 - Communication Equipment	Lighting and Power System	\$187.65	\$187.65	\$0.00
PELE Pennsylvania Electric	PELE - Dist Subs	FAIRVIEW EAST SUB	39700 - Communication Equipment	Microwave System	\$4,790.36	\$4,788.06	\$2.30
PELE Pennsylvania Electric	PELE - Dist Subs	FAIRVIEW EAST SUB	39700 - Communication Equipment	PELE- Communication Equipment	\$6,654.51	\$6,648.09	\$6.42
		FAIRVIEW EAST SUB Total			\$11,660.40	\$11,651.68	\$8.72
PELE Pennsylvania Electric	PELE SUBTRANS SUBS	FLORENCE 115/46 KV SUB	39700 - Communication Equipment	Microwave System	\$1,166.94	\$1,166.94	\$0.00
PELE Pennsylvania Electric	PELE SUBTRANS SUBS	FLORENCE 115/46 KV SUB	39700 - Communication Equipment	Microwave System	\$2,241.23	\$2,241.23	\$0.00
PELE Pennsylvania Electric	PELE SUBTRANS SUBS	FLORENCE 115/46 KV SUB	39700 - Communication Equipment	Microwave System	\$8,466.95	\$8,466.95	\$0.00
		FLORENCE 115/46 KV SUB Total			\$11,875.12	\$11,875.12	\$0.00
PELE Pennsylvania Electric	PELE - Trans Subs	FOREST TRANSMISSION SUB	39700 - Communication Equipment	Microwave System	\$444.43	\$444.43	\$0.00
PELE Pennsylvania Electric	PELE - Trans Subs	FOREST TRANSMISSION SUB	39700 - Communication Equipment	Microwave System	\$528.19	\$528.19	\$0.00
PELE Pennsylvania Electric	PELE - Trans Subs	FOREST TRANSMISSION SUB	39700 - Communication Equipment	Microwave System	\$62,349.60	\$62,348.70	\$0.90
PELE Pennsylvania Electric	PELE - Trans Subs	FOREST TRANSMISSION SUB	39700 - Communication Equipment	PELE- Communication Equipment	\$65.04	\$65.04	\$0.00
		FOREST TRANSMISSION SUB Total			\$63,387.26	\$63,386.36	\$0.90
PELE Pennsylvania Electric	PELE - Trans Subs	FOUR MILE JUNCTION SWITCHING STATION	39700 - Communication Equipment	Microwave System	\$3,278.16	\$3,278.16	\$0.00
		FOUR MILE JUNCTION SWITCHING STATION Total			\$3,278.16	\$3,278.16	\$0.00
PELE Pennsylvania Electric	PELE - Dist Subs	FRENCH ROAD SUB	39700 - Communication Equipment	Microwave System	\$44.06	\$44.06	\$0.00
PELE Pennsylvania Electric	PELE - Dist Subs	FRENCH ROAD SUB	39700 - Communication Equipment	Microwave System	\$1,075.80	\$1,075.80	\$0.00
PELE Pennsylvania Electric	PELE - Dist Subs	FRENCH ROAD SUB	39700 - Communication Equipment	Microwave System	\$1,098.72	\$1,098.72	\$0.00
PELE Pennsylvania Electric	PELE - Dist Subs	FRENCH ROAD SUB	39700 - Communication Equipment	Microwave System	\$2,418.38	\$2,416.05	\$2.33
PELE Pennsylvania Electric	PELE - Dist Subs	FRENCH ROAD SUB	39700 - Communication Equipment	PELE- Communication Equipment	\$0.01	\$0.01	\$0.00
PELE Pennsylvania Electric	PELE - Dist Subs	FRENCH ROAD SUB	39700 - Communication Equipment	PELE- Communication Equipment	\$10,353.29	\$10,334.25	\$19.04
PELE Pennsylvania Electric	PELE - Dist Subs	FRENCH ROAD SUB	39700 - Communication Equipment	Radios	\$49,409.84	\$49,386.16	\$23.68
		FRENCH ROAD SUB Total			\$64,400.10	\$64,355.05	\$45.05
PELE Pennsylvania Electric	PELE - Dist Subs	GARMAN SUB	39700 - Communication Equipment	Communication System	\$135.75	\$135.75	\$0.00
PELE Pennsylvania Electric	PELE - Dist Subs	GARMAN SUB	39700 - Communication Equipment	Microwave System	\$7,237.05	\$7,237.05	\$0.00
PELE Pennsylvania Electric	PELE - Dist Subs	GARMAN SUB	39700 - Communication Equipment	Microwave System	\$7,430.20	\$7,429.48	\$0.72
		GARMAN SUB Total			\$14,803.00	\$14,802.28	\$0.72
PELE Pennsylvania Electric	PELE - Trans Subs	GARRETT TRANSMISSION SUB	39700 - Communication Equipment	Microwave System	\$210.24	\$210.24	\$0.00
PELE Pennsylvania Electric	PELE - Trans Subs	GARRETT TRANSMISSION SUB	39700 - Communication Equipment	Microwave System	\$3,323.49	\$3,323.49	\$0.00
		GARRETT TRANSMISSION SUB Total			\$3,533.73	\$3,533.73	\$0.00
PELE Pennsylvania Electric	PELE - Dist Subs	GENEVA SUB	39700 - Communication Equipment	Lighting and Power System	\$594.34	\$594.34	\$0.00
		GENEVA SUB Total			\$594.34	\$594.34	\$0.00
PELE Pennsylvania Electric	PELE - Trans Subs	GLADE SWITCHING STATION	39700 - Communication Equipment	Microwave System	\$22,751.45	\$22,740.55	\$10.90
		GLADE SWITCHING STATION Total			\$22,751.45	\$22,740.55	\$10.90
PELE Pennsylvania Electric	PELE - Dist Subs	GLORY SUB	39700 - Communication Equipment	Microwave System	\$82.44	\$82.44	\$0.00
PELE Pennsylvania Electric	PELE - Dist Subs	GLORY SUB	39700 - Communication Equipment	Microwave System	\$1,016.89	\$1,016.89	\$0.00
PELE Pennsylvania Electric	PELE - Dist Subs	GLORY SUB	39700 - Communication Equipment	Microwave System	\$1,582.52	\$1,582.52	\$0.00
PELE Pennsylvania Electric	PELE - Dist Subs	GLORY SUB	39700 - Communication Equipment	Microwave System	\$2,491.11	\$2,491.11	\$0.00
PELE Pennsylvania Electric	PELE - Dist Subs	GLORY SUB	39700 - Communication Equipment	Microwave System	\$3,405.13	\$3,405.13	\$0.00
PELE Pennsylvania Electric	PELE - Dist Subs	GLORY SUB	39700 - Communication Equipment	Microwave System	\$3,582.06	\$3,582.06	\$0.00
PELE Pennsylvania Electric	PELE - Dist Subs	GLORY SUB	39700 - Communication Equipment	Microwave System	\$3,935.51	\$3,935.51	\$0.00
		GLORY SUB Total			\$16,095.66	\$16,095.66	\$0.00
PELE Pennsylvania Electric	PELE - TL 115KV	GOUDEY-NYSEG to TIFFANY to LENOX	39700 - Communication Equipment	Non-Unitized	\$77,280.79	\$2,030.01	\$75,250.78
		GOUDEY-NYSEG to TIFFANY to LENOX Total			\$77,280.79	\$2,030.01	\$75,250.78
PELE Pennsylvania Electric	PELE - Dist Subs	GRANDVIEW SUB	39700 - Communication Equipment	Lighting and Power System	\$411.97	\$411.97	\$0.00
		GRANDVIEW SUB Total			\$411.97	\$411.97	\$0.00
PELE Pennsylvania Electric	PELE - Dist Subs	GREENWOOD SUB	39700 - Communication Equipment	Lighting and Power System	\$150.42	\$150.42	\$0.00
PELE Pennsylvania Electric	PELE - Dist Subs	GREENWOOD SUB	39700 - Communication Equipment	Microwave System	\$567.77	\$567.77	\$0.00
PELE Pennsylvania Electric	PELE - Dist Subs	GREENWOOD SUB	39700 - Communication Equipment	PELE- Communication Equipment	\$27.40	\$27.40	\$0.00
		GREENWOOD SUB Total			\$745.59	\$745.59	\$0.00
PELE Pennsylvania Electric	PELE - Dist Subs	GROVER SUB	39700 - Communication Equipment	Microwave System	\$1,600.04	\$1,600.04	\$0.00

Company	Major Location	Asset Location	Utility Account	Asset Retirement Unit	Book Cost	Allocated Reserve	Net Book Value
		GROVER SUB Total			\$1,600.04	\$1,600.04	\$0.00
PELE Pennsylvania Electric	PELE - Dist Subs	HARVEY RUN SUB	39700 - Communication Equipment	Microwave System	\$29,950.21	\$29,949.03	\$1.18
PELE Pennsylvania Electric	PELE - Dist Subs	HARVEY RUN SUB	39700 - Communication Equipment	PELE- Communication Equipment	\$470.01	\$462.79	\$7.22
		HARVEY RUN SUB Total			\$30,420.22	\$30,411.82	\$8.40
PELE Pennsylvania Electric	PELE - Dist Subs	HILL VALLEY SUB	39700 - Communication Equipment	Microwave System	\$802.66	\$802.66	\$0.00
		HILL VALLEY SUB Total			\$802.66	\$802.66	\$0.00
PELE Pennsylvania Electric	PELE - Dist Subs	HILLTOP SUB	39700 - Communication Equipment	Microwave System	\$128.93	\$128.93	\$0.00
PELE Pennsylvania Electric	PELE - Dist Subs	HILLTOP SUB	39700 - Communication Equipment	Microwave System	\$150.00	\$150.00	\$0.00
PELE Pennsylvania Electric	PELE - Dist Subs	HILLTOP SUB	39700 - Communication Equipment	Microwave System	\$755.50	\$755.50	\$0.00
PELE Pennsylvania Electric	PELE - Dist Subs	HILLTOP SUB	39700 - Communication Equipment	Microwave System	\$903.78	\$903.78	\$0.00
PELE Pennsylvania Electric	PELE - Dist Subs	HILLTOP SUB	39700 - Communication Equipment	Microwave System	\$2,489.24	\$2,489.20	\$0.04
PELE Pennsylvania Electric	PELE - Dist Subs	HILLTOP SUB	39700 - Communication Equipment	Microwave System	\$3,711.92	\$3,711.92	\$0.00
PELE Pennsylvania Electric	PELE - Dist Subs	HILLTOP SUB	39700 - Communication Equipment	Microwave System	\$4,201.66	\$4,201.66	\$0.00
PELE Pennsylvania Electric	PELE - Dist Subs	HILLTOP SUB	39700 - Communication Equipment	Microwave System	\$5,984.96	\$5,984.96	\$0.00
PELE Pennsylvania Electric	PELE - Dist Subs	HILLTOP SUB	39700 - Communication Equipment	Microwave System	\$9,042.80	\$9,042.80	\$0.00
PELE Pennsylvania Electric	PELE - Dist Subs	HILLTOP SUB	39700 - Communication Equipment	Microwave System	\$14,310.28	\$14,310.28	\$0.00
PELE Pennsylvania Electric	PELE - Dist Subs	HILLTOP SUB	39700 - Communication Equipment	PELE- Communication Equipment	\$1,455.35	\$1,446.94	\$8.41
		HILLTOP SUB Total			\$43,134.42	\$43,125.97	\$8.45
PELE Pennsylvania Electric	PELE - Trans Subs	HOMER CITY TRANS SUB 1 & 2	39700 - Communication Equipment	Microwave System	\$2,533.27	\$2,533.27	\$0.00
PELE Pennsylvania Electric	PELE - Trans Subs	HOMER CITY TRANS SUB 1 & 2	39700 - Communication Equipment	Microwave System	\$13,240.86	\$13,240.86	\$0.00
PELE Pennsylvania Electric	PELE - Trans Subs	HOMER CITY TRANS SUB 1 & 2	39700 - Communication Equipment	PELE- Communication Equipment	\$1,338.25	\$1,333.79	\$4.46
PELE Pennsylvania Electric	PELE - Trans Subs	HOMER CITY TRANS SUB 1 & 2	39700 - Communication Equipment	PPCO - Communication Equipment	\$43.83	\$43.83	\$0.00
		HOMER CITY TRANS SUB 1 & 2 Total			\$17,156.21	\$17,151.75	\$4.46
PELE Pennsylvania Electric	PELE - Dist Subs	HOOVERVILLE SUB	39700 - Communication Equipment	Microwave System	\$543.74	\$543.74	\$0.00
PELE Pennsylvania Electric	PELE - Dist Subs	HOOVERVILLE SUB	39700 - Communication Equipment	Microwave System	\$714.82	\$714.82	\$0.00
PELE Pennsylvania Electric	PELE - Dist Subs	HOOVERVILLE SUB	39700 - Communication Equipment	Microwave System	\$841.76	\$841.76	\$0.00
PELE Pennsylvania Electric	PELE - Dist Subs	HOOVERVILLE SUB	39700 - Communication Equipment	Microwave System	\$5,951.45	\$5,951.45	\$0.00
PELE Pennsylvania Electric	PELE - Dist Subs	HOOVERVILLE SUB	39700 - Communication Equipment	Microwave System	\$12,026.53	\$12,026.53	\$0.00
		HOOVERVILLE SUB Total			\$20,078.30	\$20,078.30	\$0.00
PELE Pennsylvania Electric	PELE - Dist Subs	HUNTINGDON SUB	39700 - Communication Equipment	Microwave System	\$439.89	\$439.89	\$0.00
		HUNTINGDON SUB Total			\$439.89	\$439.89	\$0.00
PELE Pennsylvania Electric	PELE - Trans Subs	JOHNSTOWN DISTRIBUTION SUBSTAT	39700 - Communication Equipment	Microwave System	\$3,231.79	\$3,231.79	\$0.00
PELE Pennsylvania Electric	PELE - Trans Subs	JOHNSTOWN DISTRIBUTION SUBSTAT	39700 - Communication Equipment	Microwave System	\$3,341.85	\$3,341.85	\$0.00
PELE Pennsylvania Electric	PELE - Trans Subs	JOHNSTOWN DISTRIBUTION SUBSTAT	39700 - Communication Equipment	Microwave System	\$5,075.44	\$5,075.44	\$0.00
PELE Pennsylvania Electric	PELE - Trans Subs	JOHNSTOWN DISTRIBUTION SUBSTAT	39700 - Communication Equipment	Microwave System	\$9,974.54	\$9,974.15	\$0.39
PELE Pennsylvania Electric	PELE - Trans Subs	JOHNSTOWN DISTRIBUTION SUBSTAT	39700 - Communication Equipment	Microwave System	\$18,154.93	\$18,154.93	\$0.00
PELE Pennsylvania Electric	PELE - Trans Subs	JOHNSTOWN DISTRIBUTION SUBSTAT	39700 - Communication Equipment	Non-Unitized	(\$70.75)	(\$11.00)	(\$59.75)
PELE Pennsylvania Electric	PELE - Trans Subs	JOHNSTOWN DISTRIBUTION SUBSTAT	39700 - Communication Equipment	Ovrhead Structures	\$139,175.75	\$138,919.74	\$256.01
		JOHNSTOWN DISTRIBUTION SUBSTAT Total			\$178,883.55	\$178,686.90	\$196.65
PELE Pennsylvania Electric	PELE - TL 230KV	JOHNSTOWN to ALTOONA	39700 - Communication Equipment	Communication System	\$1,652,991.76	\$1,649,951.15	\$3,040.61
PELE Pennsylvania Electric	PELE - TL 230KV	JOHNSTOWN to ALTOONA	39700 - Communication Equipment	Ovrhead Structures	\$114,048.32	\$113,838.53	\$209.79
		JOHNSTOWN to ALTOONA Total			\$1,767,040.08	\$1,763,789.68	\$3,250.40
PELE Pennsylvania Electric	PELE - Dist Subs	JUNIATA SUB	39700 - Communication Equipment	Microwave System	\$676.73	\$676.73	\$0.00
PELE Pennsylvania Electric	PELE - Dist Subs	JUNIATA SUB	39700 - Communication Equipment	PELE- Communication Equipment	\$24.25	\$24.25	\$0.00
		JUNIATA SUB Total			\$700.98	\$700.98	\$0.00
PELE Pennsylvania Electric	PELE - Trans Subs	KEYSTONE 230KV SUB	39700 - Communication Equipment	Microwave System	\$258.95	\$258.95	\$0.00
PELE Pennsylvania Electric	PELE - Trans Subs	KEYSTONE 230KV SUB	39700 - Communication Equipment	Microwave System	\$8,743.70	\$8,743.70	\$0.00
PELE Pennsylvania Electric	PELE - Trans Subs	KEYSTONE 230KV SUB	39700 - Communication Equipment	Microwave System	\$17,763.50	\$17,763.50	\$0.00
PELE Pennsylvania Electric	PELE - Trans Subs	KEYSTONE 230KV SUB	39700 - Communication Equipment	Non-Unitized	\$12,412.67	\$1,929.37	\$10,483.30
		KEYSTONE 230KV SUB Total			\$39,178.82	\$28,695.52	\$10,483.30
PELE Pennsylvania Electric	PELE - Trans Subs	KEYSTONE 500KV SUB	39700 - Communication Equipment	Communication System	\$133.44	\$133.44	\$0.00
PELE Pennsylvania Electric	PELE - Trans Subs	KEYSTONE 500KV SUB	39700 - Communication Equipment	Communication System	\$427.11	\$427.11	\$0.00
PELE Pennsylvania Electric	PELE - Trans Subs	KEYSTONE 500KV SUB	39700 - Communication Equipment	Microwave System	\$589.63	\$589.57	\$0.06
PELE Pennsylvania Electric	PELE - Trans Subs	KEYSTONE 500KV SUB	39700 - Communication Equipment	Microwave System	\$918.57	\$918.57	\$0.00

Company	Major Location	Asset Location	Utility Account	Asset Retirement Unit	Book Cost	Allocated Reserve	Net Book Value
PELE Pennsylvania Electric	PELE - Trans Subs	KEYSTONE 500KV SUB	39700 - Communication Equipment	Microwave System	\$2,272.71	\$2,272.71	\$0.00
PELE Pennsylvania Electric	PELE - Trans Subs	KEYSTONE 500KV SUB	39700 - Communication Equipment	Microwave System	\$2,516.39	\$2,516.39	\$0.00
PELE Pennsylvania Electric	PELE - Trans Subs	KEYSTONE 500KV SUB	39700 - Communication Equipment	Microwave System	\$4,270.00	\$4,270.00	\$0.00
PELE Pennsylvania Electric	PELE - Trans Subs	KEYSTONE 500KV SUB	39700 - Communication Equipment	Microwave System	\$10,029.75	\$10,029.75	\$0.00
PELE Pennsylvania Electric	PELE - Trans Subs	KEYSTONE 500KV SUB	39700 - Communication Equipment	Microwave System	\$18,514.37	\$18,514.37	\$0.00
PELE Pennsylvania Electric	PELE - Trans Subs	KEYSTONE 500KV SUB	39700 - Communication Equipment	Microwave System	\$25,517.57	\$25,517.45	\$0.12
PELE Pennsylvania Electric	PELE - Trans Subs	KEYSTONE 500KV SUB	39700 - Communication Equipment	Microwave System	\$37,543.43	\$37,543.43	\$0.00
PELE Pennsylvania Electric	PELE - Trans Subs	KEYSTONE 500KV SUB	39700 - Communication Equipment	Microwave System	\$44,836.64	\$44,836.64	\$0.00
PELE Pennsylvania Electric	PELE - Trans Subs	KEYSTONE 500KV SUB	39700 - Communication Equipment	PELE- Communication Equipment	\$1,165.86	\$1,163.72	\$2.14
PELE Pennsylvania Electric	PELE - Trans Subs	KEYSTONE 500KV SUB	39700 - Communication Equipment	PELE- Communication Equipment	\$1,491.10	\$1,490.95	\$0.15
PELE Pennsylvania Electric	PELE - Trans Subs	KEYSTONE 500KV SUB	39700 - Communication Equipment	PPCO - Communication Equipment	\$15,603.76	\$15,513.63	\$90.13
		KEYSTONE 500KV SUB Total			\$165,830.33	\$165,737.73	\$92.60
PELE Pennsylvania Electric	PELE - Dist Subs	LENOX SUB	39700 - Communication Equipment	Lighting and Power System	\$147.95	\$147.95	\$0.00
		LENOX SUB Total			\$147.95	\$147.95	\$0.00
PELE Pennsylvania Electric	PELE - Dist Subs	LEWIS RUN SUB	39700 - Communication Equipment	Lighting and Power System	\$162.36	\$162.36	\$0.00
PELE Pennsylvania Electric	PELE - Dist Subs	LEWIS RUN SUB	39700 - Communication Equipment	Microwave System	\$618.30	\$618.30	\$0.00
		LEWIS RUN SUB Total			\$780.66	\$780.66	\$0.00
PELE Pennsylvania Electric	PELE - Dist Subs	LEWISTOWN AND REEDSVILLE SUB	39700 - Communication Equipment	Microwave System	\$57.18	\$57.18	\$0.00
		LEWISTOWN AND REEDSVILLE SUB Total			\$57.18	\$57.18	\$0.00
PELE Pennsylvania Electric	PELE - TL 230KV	LEWISTOWN to JUNIATA to MIDDLETOWN JCT	39700 - Communication Equipment	Communication System	\$1,402,287.32	\$1,399,707.87	\$2,579.45
PELE Pennsylvania Electric	PELE - TL 230KV	LEWISTOWN to JUNIATA to MIDDLETOWN JCT	39700 - Communication Equipment	Ovrhead Structures	\$114,048.32	\$113,838.53	\$209.79
		LEWISTOWN to JUNIATA to MIDDLETOWN JCT Total			\$1,516,335.64	\$1,513,546.40	\$2,789.24
PELE Pennsylvania Electric	PELE - Trans Subs	LEWISTOWN TRANS SUB	39700 - Communication Equipment	Communication System	\$33.86	\$33.86	\$0.00
PELE Pennsylvania Electric	PELE - Trans Subs	LEWISTOWN TRANS SUB	39700 - Communication Equipment	Communication System	\$1,512.92	\$1,512.92	\$0.00
PELE Pennsylvania Electric	PELE - Trans Subs	LEWISTOWN TRANS SUB	39700 - Communication Equipment	Communication System	\$4,421.41	\$4,421.41	\$0.00
PELE Pennsylvania Electric	PELE - Trans Subs	LEWISTOWN TRANS SUB	39700 - Communication Equipment	Microwave System	\$126.98	\$126.98	\$0.00
PELE Pennsylvania Electric	PELE - Trans Subs	LEWISTOWN TRANS SUB	39700 - Communication Equipment	Microwave System	\$1,203.60	\$1,203.60	\$0.00
PELE Pennsylvania Electric	PELE - Trans Subs	LEWISTOWN TRANS SUB	39700 - Communication Equipment	Microwave System	\$1,276.08	\$1,276.08	\$0.00
PELE Pennsylvania Electric	PELE - Trans Subs	LEWISTOWN TRANS SUB	39700 - Communication Equipment	Microwave System	\$1,696.40	\$1,696.40	\$0.00
PELE Pennsylvania Electric	PELE - Trans Subs	LEWISTOWN TRANS SUB	39700 - Communication Equipment	Ovrhead Structures	\$138,780.25	\$138,524.97	\$255.28
PELE Pennsylvania Electric	PELE - Trans Subs	LEWISTOWN TRANS SUB	39700 - Communication Equipment	PELE- Communication Equipment	\$5.17	\$5.17	\$0.00
PELE Pennsylvania Electric	PELE - Trans Subs	LEWISTOWN TRANS SUB	39700 - Communication Equipment	PELE- Communication Equipment	\$15.75	\$15.75	\$0.00
PELE Pennsylvania Electric	PELE - Trans Subs	LEWISTOWN TRANS SUB	39700 - Communication Equipment	PELE- Communication Equipment	\$1,300.63	\$1,296.29	\$4.34
PELE Pennsylvania Electric	PELE - Trans Subs	LEWISTOWN TRANS SUB	39700 - Communication Equipment	Radios	\$27.37	\$27.37	\$0.00
		LEWISTOWN TRANS SUB Total			\$150,400.42	\$150,140.80	\$259.62
PELE Pennsylvania Electric	PELE - Dist Subs	LUCERNE SUB	39700 - Communication Equipment	Microwave System	\$904.10	\$904.10	\$0.00
PELE Pennsylvania Electric	PELE - Dist Subs	LUCERNE SUB	39700 - Communication Equipment	Microwave System	\$3,895.17	\$3,895.17	\$0.00
		LUCERNE SUB Total			\$4,799.27	\$4,799.27	\$0.00
PELE Pennsylvania Electric	PELE - Dist Subs	MADERA SUB	39700 - Communication Equipment	Microwave System	\$1,265.53	\$1,265.52	\$0.01
PELE Pennsylvania Electric	PELE - Dist Subs	MADERA SUB	39700 - Communication Equipment	Microwave System	\$2,581.59	\$2,581.59	\$0.00
PELE Pennsylvania Electric	PELE - Dist Subs	MADERA SUB	39700 - Communication Equipment	Microwave System	\$6,743.27	\$6,742.61	\$0.66
		MADERA SUB Total			\$10,590.39	\$10,589.72	\$0.67
PELE Pennsylvania Electric	PELE - Dist Subs	MANSFIELD SUB	39700 - Communication Equipment	Lighting and Power System	\$350.86	\$350.86	\$0.00
PELE Pennsylvania Electric	PELE - Dist Subs	MANSFIELD SUB	39700 - Communication Equipment	Microwave System	\$33.37	\$33.37	\$0.00
		MANSFIELD SUB Total			\$384.23	\$384.23	\$0.00
PELE Pennsylvania Electric	PELE - Dist Subs	MEYERSDALE NORTH SUB	39700 - Communication Equipment	Communication System	\$1,483.24	\$1,460.45	\$22.79
PELE Pennsylvania Electric	PELE - Dist Subs	MEYERSDALE NORTH SUB	39700 - Communication Equipment	Microwave System	\$685.00	\$685.00	\$0.00
PELE Pennsylvania Electric	PELE - Dist Subs	MEYERSDALE NORTH SUB	39700 - Communication Equipment	Microwave System	\$3,626.66	\$3,626.66	\$0.00
		MEYERSDALE NORTH SUB Total			\$5,794.90	\$5,772.11	\$22.79
PELE Pennsylvania Electric	PELE - Dist Subs	MONTGOMERY AVENUE SUB	39700 - Communication Equipment	Microwave System	\$554.09	\$554.09	\$0.00
		MONTGOMERY AVENUE SUB Total			\$554.09	\$554.09	\$0.00
PELE Pennsylvania Electric	PELE - Dist Subs	MORGAN STREET SUB	39700 - Communication Equipment	Lighting and Power System	\$472.06	\$472.06	\$0.00
PELE Pennsylvania Electric	PELE - Dist Subs	MORGAN STREET SUB	39700 - Communication Equipment	Lighting and Power System	\$519.02	\$519.02	\$0.00
PELE Pennsylvania Electric	PELE - Dist Subs	MORGAN STREET SUB	39700 - Communication Equipment	Lighting and Power System	\$617.04	\$617.04	\$0.00

Company	Major Location	Asset Location	Utility Account	Asset Retirement Unit	Book Cost	Allocated Reserve	Net Book Value
PELE Pennsylvania Electric	PELE - Dist Subs	MORGAN STREET SUB	39700 - Communication Equipment	Microwave System	\$5,308.56	\$5,303.44	\$5.12
		MORGAN STREET SUB Total			\$6,916.68	\$6,911.56	\$5.12
PELE Pennsylvania Electric	PELE - Dist Subs	MT UNION SUB	39700 - Communication Equipment	Communication System	\$53.83	\$53.83	\$0.00
PELE Pennsylvania Electric	PELE - Dist Subs	MT UNION SUB	39700 - Communication Equipment	Non-Unitized	(\$18,187.88)	(\$1,569.07)	(\$16,618.81)
		MT UNION SUB Total			(\$18,134.05)	(\$1,515.24)	(\$16,618.81)
PELE Pennsylvania Electric	PELE - Dist Subs	NANTY GLO SUB	39700 - Communication Equipment	Microwave System	\$664.97	\$664.97	\$0.00
		NANTY GLO SUB Total			\$664.97	\$664.97	\$0.00
PELE Pennsylvania Electric	PELE - Dist Subs	NORTH MESHOPPEN SUB	39700 - Communication Equipment	Communication System	\$535.41	\$527.18	\$8.23
		NORTH MESHOPPEN SUB Total			\$535.41	\$527.18	\$8.23
PELE Pennsylvania Electric	PELE - Dist Subs	OXBOW SUB	39700 - Communication Equipment	Communication System	\$485.44	\$477.98	\$7.46
		OXBOW SUB Total			\$485.44	\$477.98	\$7.46
PELE Pennsylvania Electric	PELE - TL 46KV	PELE - TL 46KV	39700 - Communication Equipment	PPCO - Communication Equipment	\$18,397.94	\$18,115.22	\$282.72
		PELE - TL 46KV Total			\$18,397.94	\$18,115.22	\$282.72
PELE Pennsylvania Electric	PELE - Dist Subs	PENN MAR SUB	39700 - Communication Equipment	Microwave System	\$63.18	\$63.18	\$0.00
PELE Pennsylvania Electric	PELE - Dist Subs	PENN MAR SUB	39700 - Communication Equipment	Microwave System	\$389.95	\$389.95	\$0.00
PELE Pennsylvania Electric	PELE - Dist Subs	PENN MAR SUB	39700 - Communication Equipment	Microwave System	\$582.82	\$582.69	\$0.13
PELE Pennsylvania Electric	PELE - Dist Subs	PENN MAR SUB	39700 - Communication Equipment	Microwave System	\$4,874.42	\$4,873.94	\$0.48
		PENN MAR SUB Total			\$5,910.37	\$5,909.76	\$0.61
PELE Pennsylvania Electric	PELE - Dist Subs	PHILIPSBURG SUB	39700 - Communication Equipment	Microwave System	\$1,512.12	\$1,512.12	\$0.00
PELE Pennsylvania Electric	PELE - Dist Subs	PHILIPSBURG SUB	39700 - Communication Equipment	Microwave System	\$4,298.62	\$4,298.62	\$0.00
PELE Pennsylvania Electric	PELE - Dist Subs	PHILIPSBURG SUB	39700 - Communication Equipment	PELE- Communication Equipment	\$123.21	\$123.21	\$0.00
		PHILIPSBURG SUB Total			\$5,933.95	\$5,933.95	\$0.00
PELE Pennsylvania Electric	PELE - Dist Subs	PINECROFT SUB	39700 - Communication Equipment	PPCO - Communication Equipment	\$8,768.01	\$8,456.08	\$311.93
		PINECROFT SUB Total			\$8,768.01	\$8,456.08	\$311.93
PELE Pennsylvania Electric	PELE - Trans Subs	PINEY SWITCHING STATION	39700 - Communication Equipment	Lighting and Power System	\$115.89	\$115.89	\$0.00
PELE Pennsylvania Electric	PELE - Trans Subs	PINEY SWITCHING STATION	39700 - Communication Equipment	Lighting and Power System	\$169.86	\$169.86	\$0.00
PELE Pennsylvania Electric	PELE - Trans Subs	PINEY SWITCHING STATION	39700 - Communication Equipment	Lighting and Power System	\$634.77	\$634.77	\$0.00
PELE Pennsylvania Electric	PELE - Trans Subs	PINEY SWITCHING STATION	39700 - Communication Equipment	Lighting and Power System	\$974.62	\$974.62	\$0.00
PELE Pennsylvania Electric	PELE - Trans Subs	PINEY SWITCHING STATION	39700 - Communication Equipment	Microwave System	\$23.47	\$23.47	\$0.00
PELE Pennsylvania Electric	PELE - Trans Subs	PINEY SWITCHING STATION	39700 - Communication Equipment	Microwave System	\$897.21	\$897.21	\$0.00
		PINEY SWITCHING STATION Total			\$2,815.82	\$2,815.82	\$0.00
PELE Pennsylvania Electric	PELE - Dist Subs	PORTAGE SUB	39700 - Communication Equipment	Microwave System	\$505.48	\$505.48	\$0.00
		PORTAGE SUB Total			\$505.48	\$505.48	\$0.00
PELE Pennsylvania Electric	PELE SUBTRANS SUBS	PROSPECT SWITCHING STATION	39700 - Communication Equipment	Microwave System	\$826.89	\$826.89	\$0.00
PELE Pennsylvania Electric	PELE SUBTRANS SUBS	PROSPECT SWITCHING STATION	39700 - Communication Equipment	Microwave System	\$975.44	\$975.44	\$0.00
PELE Pennsylvania Electric	PELE SUBTRANS SUBS	PROSPECT SWITCHING STATION	39700 - Communication Equipment	Microwave System	\$11,641.98	\$11,641.52	\$0.46
		PROSPECT SWITCHING STATION Total			\$13,444.31	\$13,443.85	\$0.46
PELE Pennsylvania Electric	PELE - Dist Subs	QUEMAHONING SUB	39700 - Communication Equipment	Microwave System	\$694.61	\$694.61	\$0.00
PELE Pennsylvania Electric	PELE - Dist Subs	QUEMAHONING SUB	39700 - Communication Equipment	Microwave System	\$51,674.31	\$51,673.56	\$0.75
		QUEMAHONING SUB Total			\$52,368.92	\$52,368.17	\$0.75
PELE Pennsylvania Electric	PELE - Dist Subs	RACHEL HILL SUB	39700 - Communication Equipment	Communication System	\$911.91	\$897.90	\$14.01
PELE Pennsylvania Electric	PELE - Dist Subs	RACHEL HILL SUB	39700 - Communication Equipment	Microwave System	\$50.00	\$50.00	\$0.00
PELE Pennsylvania Electric	PELE - Dist Subs	RACHEL HILL SUB	39700 - Communication Equipment	Microwave System	\$1,695.79	\$1,695.79	\$0.00
PELE Pennsylvania Electric	PELE - Dist Subs	RACHEL HILL SUB	39700 - Communication Equipment	Microwave System	\$2,123.72	\$2,123.72	\$0.00
PELE Pennsylvania Electric	PELE - Dist Subs	RACHEL HILL SUB	39700 - Communication Equipment	Microwave System	\$4,559.87	\$4,559.87	\$0.00
PELE Pennsylvania Electric	PELE - Dist Subs	RACHEL HILL SUB	39700 - Communication Equipment	Microwave System	\$5,786.31	\$5,786.23	\$0.08
		RACHEL HILL SUB Total			\$15,127.60	\$15,113.51	\$14.09
PELE Pennsylvania Electric	PELE - Dist Subs	RALPHTON SUB	39700 - Communication Equipment	Microwave System	\$174.32	\$174.32	\$0.00
PELE Pennsylvania Electric	PELE - Dist Subs	RALPHTON SUB	39700 - Communication Equipment	Microwave System	\$6,743.27	\$6,742.61	\$0.66
PELE Pennsylvania Electric	PELE - Dist Subs	RALPHTON SUB	39700 - Communication Equipment	PELE- Communication Equipment	\$179.46	\$179.46	\$0.00
		RALPHTON SUB Total			\$7,097.05	\$7,096.39	\$0.66
PELE Pennsylvania Electric	PELE - TL 230KV	RAYSTOWN to LEWISTOWN	39700 - Communication Equipment	Communication System	\$1,247,248.57	\$1,244,954.31	\$2,294.26
		RAYSTOWN to LEWISTOWN Total			\$1,247,248.57	\$1,244,954.31	\$2,294.26
PELE Pennsylvania Electric	PELE SUBTRANS SUBS	RAYSTOWN TRANS SUB	39700 - Communication Equipment	Microwave System	\$25,761.22	\$25,761.22	\$0.00

Company	Major Location	Asset Location	Utility Account	Asset Retirement Unit	Book Cost	Allocated Reserve	Net Book Value
PELE Pennsylvania Electric	PELE SUBTRANS SUBS	RAYSTOWN TRANS SUB	39700 - Communication Equipment	Ovrhead Structures	\$138,780.25	\$138,524.97	\$255.28
		RAYSTOWN TRANS SUB Total			\$164,541.47	\$164,286.19	\$255.28
PELE Pennsylvania Electric	PELE - Trans Subs	RIDGWAY SWITCHING STATION	39700 - Communication Equipment	Microwave System	\$178.93	\$178.93	\$0.00
PELE Pennsylvania Electric	PELE - Trans Subs	RIDGWAY SWITCHING STATION	39700 - Communication Equipment	Microwave System	\$214.97	\$214.97	\$0.00
PELE Pennsylvania Electric	PELE - Trans Subs	RIDGWAY SWITCHING STATION	39700 - Communication Equipment	Microwave System	\$929.54	\$929.54	\$0.00
PELE Pennsylvania Electric	PELE - Trans Subs	RIDGWAY SWITCHING STATION	39700 - Communication Equipment	Microwave System	\$4,864.42	\$4,864.42	\$0.00
		RIDGWAY SWITCHING STATION Total			\$6,187.86	\$6,187.86	\$0.00
PELE Pennsylvania Electric	PELE - Trans Subs	ROXBURY TRANS SUB	39700 - Communication Equipment	Microwave System	\$54.72	\$54.72	\$0.00
PELE Pennsylvania Electric	PELE - Trans Subs	ROXBURY TRANS SUB	39700 - Communication Equipment	Microwave System	\$78.12	\$78.12	\$0.00
PELE Pennsylvania Electric	PELE - Trans Subs	ROXBURY TRANS SUB	39700 - Communication Equipment	Microwave System	\$2,926.45	\$2,926.45	\$0.00
PELE Pennsylvania Electric	PELE - Trans Subs	ROXBURY TRANS SUB	39700 - Communication Equipment	Microwave System	\$3,768.59	\$3,768.59	\$0.00
		ROXBURY TRANS SUB Total			\$6,827.88	\$6,827.88	\$0.00
PELE Pennsylvania Electric	PELE - Dist Subs	SALIX SUB	39700 - Communication Equipment	Microwave System	\$1,198.51	\$1,198.51	\$0.00
PELE Pennsylvania Electric	PELE - Dist Subs	SALIX SUB	39700 - Communication Equipment	Microwave System	\$2,211.92	\$2,211.89	\$0.03
		SALIX SUB Total			\$3,410.43	\$3,410.40	\$0.03
PELE Pennsylvania Electric	PELE - Cust Subs	SAMUEL REA-CAR SHOP SUB	39700 - Communication Equipment	Microwave System	\$2,544.14	\$2,544.14	\$0.00
		SAMUEL REA-CAR SHOP SUB Total			\$2,544.14	\$2,544.14	\$0.00
PELE Pennsylvania Electric	PELE - Trans Subs	SAXTON TRANS SUB	39700 - Communication Equipment	Microwave System	\$70.40	\$70.40	\$0.00
		SAXTON TRANS SUB Total			\$70.40	\$70.40	\$0.00
PELE Pennsylvania Electric	PELE - Dist Subs	SCALP LEVEL SUB	39700 - Communication Equipment	Microwave System	\$293.90	\$293.90	\$0.00
PELE Pennsylvania Electric	PELE - Dist Subs	SCALP LEVEL SUB	39700 - Communication Equipment	Microwave System	\$52,856.17	\$52,855.41	\$0.76
		SCALP LEVEL SUB Total			\$53,150.07	\$53,149.31	\$0.76
PELE Pennsylvania Electric	PELE - TL 230KV	SEWARD to JOHNSTOWN	39700 - Communication Equipment	Communication System	\$304,512.57	\$303,952.43	\$560.14
		SEWARD to JOHNSTOWN Total			\$304,512.57	\$303,952.43	\$560.14
PELE Pennsylvania Electric	PELE - Trans Subs	SEWARD TRANS SUB	39700 - Communication Equipment	Microwave System	\$147.63	\$147.63	\$0.00
PELE Pennsylvania Electric	PELE - Trans Subs	SEWARD TRANS SUB	39700 - Communication Equipment	Microwave System	\$337.00	\$337.00	\$0.00
PELE Pennsylvania Electric	PELE - Trans Subs	SEWARD TRANS SUB	39700 - Communication Equipment	Microwave System	\$377.42	\$377.42	\$0.00
PELE Pennsylvania Electric	PELE - Trans Subs	SEWARD TRANS SUB	39700 - Communication Equipment	Microwave System	\$462.24	\$462.24	\$0.00
PELE Pennsylvania Electric	PELE - Trans Subs	SEWARD TRANS SUB	39700 - Communication Equipment	Microwave System	\$503.86	\$503.86	\$0.00
PELE Pennsylvania Electric	PELE - Trans Subs	SEWARD TRANS SUB	39700 - Communication Equipment	Microwave System	\$967.46	\$967.46	\$0.00
PELE Pennsylvania Electric	PELE - Trans Subs	SEWARD TRANS SUB	39700 - Communication Equipment	Microwave System	\$1,146.55	\$1,146.55	\$0.00
PELE Pennsylvania Electric	PELE - Trans Subs	SEWARD TRANS SUB	39700 - Communication Equipment	Microwave System	\$3,310.90	\$3,310.90	\$0.00
PELE Pennsylvania Electric	PELE - Trans Subs	SEWARD TRANS SUB	39700 - Communication Equipment	Microwave System	\$3,379.75	\$3,379.75	\$0.00
PELE Pennsylvania Electric	PELE - Trans Subs	SEWARD TRANS SUB	39700 - Communication Equipment	Microwave System	\$4,195.38	\$4,195.38	\$0.00
PELE Pennsylvania Electric	PELE - Trans Subs	SEWARD TRANS SUB	39700 - Communication Equipment	Microwave System	\$17,834.50	\$17,834.50	\$0.00
PELE Pennsylvania Electric	PELE - Trans Subs	SEWARD TRANS SUB	39700 - Communication Equipment	Ovrhead Structures	\$139,175.78	\$138,919.77	\$256.01
		SEWARD TRANS SUB Total			\$171,838.47	\$171,582.46	\$256.01
PELE Pennsylvania Electric	PELE - Dist Subs	SHADE GAP 115KV SUB	39700 - Communication Equipment	Microwave System	\$686.12	\$686.12	\$0.00
		SHADE GAP 115KV SUB Total			\$686.12	\$686.12	\$0.00
PELE Pennsylvania Electric	PELE - Trans Subs	SHAWVILLE TRANS SUB	39700 - Communication Equipment	Communication System	\$264.60	\$264.60	\$0.00
PELE Pennsylvania Electric	PELE - Trans Subs	SHAWVILLE TRANS SUB	39700 - Communication Equipment	Microwave System	\$25.00	\$25.00	\$0.00
PELE Pennsylvania Electric	PELE - Trans Subs	SHAWVILLE TRANS SUB	39700 - Communication Equipment	Microwave System	\$268.07	\$268.07	\$0.00
PELE Pennsylvania Electric	PELE - Trans Subs	SHAWVILLE TRANS SUB	39700 - Communication Equipment	Microwave System	\$331.49	\$331.49	\$0.00
PELE Pennsylvania Electric	PELE - Trans Subs	SHAWVILLE TRANS SUB	39700 - Communication Equipment	Microwave System	\$650.40	\$650.40	\$0.00
PELE Pennsylvania Electric	PELE - Trans Subs	SHAWVILLE TRANS SUB	39700 - Communication Equipment	Microwave System	\$1,675.07	\$1,674.91	\$0.16
PELE Pennsylvania Electric	PELE - Trans Subs	SHAWVILLE TRANS SUB	39700 - Communication Equipment	Microwave System	\$2,252.75	\$2,252.75	\$0.00
PELE Pennsylvania Electric	PELE - Trans Subs	SHAWVILLE TRANS SUB	39700 - Communication Equipment	Microwave System	\$2,560.65	\$2,560.65	\$0.00
PELE Pennsylvania Electric	PELE - Trans Subs	SHAWVILLE TRANS SUB	39700 - Communication Equipment	Microwave System	\$2,892.24	\$2,892.24	\$0.00
PELE Pennsylvania Electric	PELE - Trans Subs	SHAWVILLE TRANS SUB	39700 - Communication Equipment	Microwave System	\$6,768.23	\$6,768.13	\$0.10
PELE Pennsylvania Electric	PELE - Trans Subs	SHAWVILLE TRANS SUB	39700 - Communication Equipment	Microwave System	\$10,221.88	\$10,221.88	\$0.00
PELE Pennsylvania Electric	PELE - Trans Subs	SHAWVILLE TRANS SUB	39700 - Communication Equipment	Microwave System	\$14,277.85	\$14,277.85	\$0.00
PELE Pennsylvania Electric	PELE - Trans Subs	SHAWVILLE TRANS SUB	39700 - Communication Equipment	Microwave System	\$20,144.31	\$20,144.31	\$0.00
PELE Pennsylvania Electric	PELE - Trans Subs	SHAWVILLE TRANS SUB	39700 - Communication Equipment	Microwave System	\$103,864.59	\$103,860.51	\$4.08
PELE Pennsylvania Electric	PELE - Trans Subs	SHAWVILLE TRANS SUB	39700 - Communication Equipment	Non-Utilized	\$8,575.15	\$225.25	\$8,349.90

Company	Major Location	Asset Location	Utility Account	Asset Retirement Unit	Book Cost	Allocated Reserve	Net Book Value
PELE Pennsylvania Electric	PELE - Trans Subs	SHAWVILLE TRANS SUB	39700 - Communication Equipment	PELE- Communication Equipment	\$369.22	\$369.21	\$0.01
		SHAWVILLE TRANS SUB Total			\$175,141.50	\$166,787.25	\$8,354.25
PELE Pennsylvania Electric	PELE - Dist Subs	SHELOCTA SUB	39700 - Communication Equipment	Microwave System	\$373.44	\$373.43	\$0.01
PELE Pennsylvania Electric	PELE - Dist Subs	SHELOCTA SUB	39700 - Communication Equipment	Microwave System	\$1,682.15	\$1,682.15	\$0.00
PELE Pennsylvania Electric	PELE - Dist Subs	SHELOCTA SUB	39700 - Communication Equipment	Microwave System	\$6,616.36	\$6,616.36	\$0.00
PELE Pennsylvania Electric	PELE - Dist Subs	SHELOCTA SUB	39700 - Communication Equipment	Microwave System	\$12,522.39	\$12,522.39	\$0.00
PELE Pennsylvania Electric	PELE - Dist Subs	SHELOCTA SUB	39700 - Communication Equipment	Microwave System	\$29,337.45	\$29,337.45	\$0.00
PELE Pennsylvania Electric	PELE - Dist Subs	SHELOCTA SUB	39700 - Communication Equipment	PELE- Communication Equipment	\$394.72	\$394.71	\$0.01
		SHELOCTA SUB Total			\$50,926.51	\$50,926.49	\$0.02
PELE Pennsylvania Electric	PELE - Dist Subs	SOUTH TROY SUB	39700 - Communication Equipment	Lighting and Power System	\$388.70	\$388.70	\$0.00
		SOUTH TROY SUB Total			\$388.70	\$388.70	\$0.00
PELE Pennsylvania Electric	PELE - Dist Subs	SPRINGBORO SUB	39700 - Communication Equipment	Lighting and Power System	\$54.62	\$54.62	\$0.00
PELE Pennsylvania Electric	PELE - Dist Subs	SPRINGBORO SUB	39700 - Communication Equipment	Lighting and Power System	\$83.68	\$83.68	\$0.00
PELE Pennsylvania Electric	PELE - Dist Subs	SPRINGBORO SUB	39700 - Communication Equipment	Lighting and Power System	\$435.63	\$435.63	\$0.00
		SPRINGBORO SUB Total			\$573.93	\$573.93	\$0.00
PELE Pennsylvania Electric	PELE - Dist Subs	ST BENEDICT SUB	39700 - Communication Equipment	Microwave System	\$585.52	\$585.52	\$0.00
		ST BENEDICT SUB Total			\$585.52	\$585.52	\$0.00
PELE Pennsylvania Electric	PELE - Trans Subs	SUMMIT TRANS SUB	39700 - Communication Equipment	Communication System	\$70.37	\$70.37	\$0.00
PELE Pennsylvania Electric	PELE - Trans Subs	SUMMIT TRANS SUB	39700 - Communication Equipment	Communication System	\$1,134.77	\$1,134.77	\$0.00
PELE Pennsylvania Electric	PELE - Trans Subs	SUMMIT TRANS SUB	39700 - Communication Equipment	Lighting and Power System	\$43.21	\$43.21	\$0.00
PELE Pennsylvania Electric	PELE - Trans Subs	SUMMIT TRANS SUB	39700 - Communication Equipment	Microwave System	\$143.75	\$143.75	\$0.00
PELE Pennsylvania Electric	PELE - Trans Subs	SUMMIT TRANS SUB	39700 - Communication Equipment	Microwave System	\$1,652.31	\$1,652.31	\$0.00
PELE Pennsylvania Electric	PELE - Trans Subs	SUMMIT TRANS SUB	39700 - Communication Equipment	Radios	\$27.37	\$27.37	\$0.00
		SUMMIT TRANS SUB Total			\$3,071.78	\$3,071.78	\$0.00
PELE Pennsylvania Electric	PELE - Dist Subs	TIMBLIN SUB	39700 - Communication Equipment	Microwave System	\$7,540.49	\$7,540.49	\$0.00
		TIMBLIN SUB Total			\$7,540.49	\$7,540.49	\$0.00
PELE Pennsylvania Electric	PELE - Dist Subs	TIPTON SUB	39700 - Communication Equipment	Microwave System	\$808.94	\$808.94	\$0.00
		TIPTON SUB Total			\$808.94	\$808.94	\$0.00
PELE Pennsylvania Electric	PELE - Dist Subs	TITUSVILLE 115KV SUB	39700 - Communication Equipment	Lighting and Power System	\$592.17	\$592.17	\$0.00
		TITUSVILLE 115KV SUB Total			\$592.17	\$592.17	\$0.00
PELE Pennsylvania Electric	PELE - Dist Subs	TOWER NO 51 SUB	39700 - Communication Equipment	Microwave System	\$67.23	\$67.23	\$0.00
PELE Pennsylvania Electric	PELE - Dist Subs	TOWER NO 51 SUB	39700 - Communication Equipment	Microwave System	\$283.46	\$283.46	\$0.00
PELE Pennsylvania Electric	PELE - Dist Subs	TOWER NO 51 SUB	39700 - Communication Equipment	Microwave System	\$553.25	\$553.25	\$0.00
PELE Pennsylvania Electric	PELE - Dist Subs	TOWER NO 51 SUB	39700 - Communication Equipment	Microwave System	\$678.68	\$678.68	\$0.00
PELE Pennsylvania Electric	PELE - Dist Subs	TOWER NO 51 SUB	39700 - Communication Equipment	Microwave System	\$687.39	\$687.39	\$0.00
PELE Pennsylvania Electric	PELE - Dist Subs	TOWER NO 51 SUB	39700 - Communication Equipment	Microwave System	\$2,724.99	\$2,724.99	\$0.00
		TOWER NO 51 SUB Total			\$4,995.00	\$4,995.00	\$0.00
PELE Pennsylvania Electric	PELE - Trans Subs	TRADE CITY SWITCHING STATION	39700 - Communication Equipment	Microwave System	\$6,079.50	\$6,079.26	\$0.24
		TRADE CITY SWITCHING STATION Total			\$6,079.50	\$6,079.26	\$0.24
PELE Pennsylvania Electric	PELE - Dist Subs	TYRONE NORTH SUB	39700 - Communication Equipment	Microwave System	\$2,872.06	\$2,872.06	\$0.00
PELE Pennsylvania Electric	PELE - Dist Subs	TYRONE NORTH SUB	39700 - Communication Equipment	PELE- Communication Equipment	\$4.03	\$4.03	\$0.00
		TYRONE NORTH SUB Total			\$2,876.09	\$2,876.09	\$0.00
PELE Pennsylvania Electric	PELE - Dist Subs	UNION CITY SUB	39700 - Communication Equipment	Lighting and Power System	\$218.98	\$218.98	\$0.00
PELE Pennsylvania Electric	PELE - Dist Subs	UNION CITY SUB	39700 - Communication Equipment	Microwave System	\$750.00	\$750.00	\$0.00
PELE Pennsylvania Electric	PELE - Dist Subs	UNION CITY SUB	39700 - Communication Equipment	Non-Unitized	\$3,173.76	\$83.37	\$3,090.39
		UNION CITY SUB Total			\$4,142.74	\$1,052.35	\$3,090.39
PELE Pennsylvania Electric	PELE - Dist Subs	UTICA JUNCTION SUB	39700 - Communication Equipment	Lighting and Power System	\$192.21	\$192.21	\$0.00
		UTICA JUNCTION SUB Total			\$192.21	\$192.21	\$0.00
PELE Pennsylvania Electric	PELE - Trans Subs	VENANGO JUNCTION SWITCHING STATION	39700 - Communication Equipment	Lighting and Power System	\$357.53	\$357.53	\$0.00
		VENANGO JUNCTION SWITCHING STATION Total			\$357.53	\$357.53	\$0.00
PELE Pennsylvania Electric	PELE - Trans Subs	WARREN TRANS SUB	39700 - Communication Equipment	Communication System	\$144.66	\$144.66	\$0.00
PELE Pennsylvania Electric	PELE - Trans Subs	WARREN TRANS SUB	39700 - Communication Equipment	JCPL - Communication Equipment	\$6,956.30	\$6,253.67	\$702.63
PELE Pennsylvania Electric	PELE - Trans Subs	WARREN TRANS SUB	39700 - Communication Equipment	Microwave System	\$509.86	\$509.86	\$0.00
PELE Pennsylvania Electric	PELE - Trans Subs	WARREN TRANS SUB	39700 - Communication Equipment	Microwave System	\$1,447.81	\$1,447.79	\$0.02

Company	Major Location	Asset Location	Utility Account	Asset Retirement Unit	Book Cost	Allocated Reserve	Net Book Value
PELE Pennsylvania Electric	PELE - Trans Subs	WARREN TRANS SUB	39700 - Communication Equipment	Microwave System	\$2,528.18	\$2,526.97	\$1.21
PELE Pennsylvania Electric	PELE - Trans Subs	WARREN TRANS SUB	39700 - Communication Equipment	Microwave System	\$3,631.52	\$3,631.52	\$0.00
PELE Pennsylvania Electric	PELE - Trans Subs	WARREN TRANS SUB	39700 - Communication Equipment	Microwave System	\$26,140.50	\$26,139.47	\$1.03
PELE Pennsylvania Electric	PELE - Trans Subs	WARREN TRANS SUB	39700 - Communication Equipment	Microwave System	\$37,675.87	\$37,675.69	\$0.18
PELE Pennsylvania Electric	PELE - Trans Subs	WARREN TRANS SUB	39700 - Communication Equipment	Non-Unitized	\$10,604.60	\$1,648.33	\$8,956.27
PELE Pennsylvania Electric	PELE - Trans Subs	WARREN TRANS SUB	39700 - Communication Equipment	PELE- Communication Equipment	\$246.56	\$246.56	\$0.00
PELE Pennsylvania Electric	PELE - Trans Subs	WARREN TRANS SUB	39700 - Communication Equipment	PELE- Communication Equipment	\$266.74	\$266.74	\$0.00
PELE Pennsylvania Electric	PELE - Trans Subs	WARREN TRANS SUB	39700 - Communication Equipment	PELE- Communication Equipment	\$427.05	\$427.03	\$0.02
PELE Pennsylvania Electric	PELE - Trans Subs	WARREN TRANS SUB	39700 - Communication Equipment	PELE- Communication Equipment	\$1,058.86	\$1,056.91	\$1.95
PELE Pennsylvania Electric	PELE - Trans Subs	WARREN TRANS SUB	39700 - Communication Equipment	PELE- Communication Equipment	\$13,121.83	\$12,995.84	\$125.99
WARREN TRANS SUB Total					\$104,760.34	\$94,971.04	\$9,789.30
PELE Pennsylvania Electric	PELE - Trans Subs	WAYNE TRANS SUB	39700 - Communication Equipment	Microwave System	\$914.86	\$914.86	\$0.00
WAYNE TRANS SUB Total					\$914.86	\$914.86	\$0.00
PELE Pennsylvania Electric	PELE - Dist Subs	WESTFALL SUB (ALTOONA)	39700 - Communication Equipment	Microwave System	\$104.18	\$104.18	\$0.00
PELE Pennsylvania Electric	PELE - Dist Subs	WESTFALL SUB (ALTOONA)	39700 - Communication Equipment	Microwave System	\$895.18	\$895.18	\$0.00
WESTFALL SUB (ALTOONA) Total					\$999.36	\$999.36	\$0.00
PELE Pennsylvania Electric	PELE - Dist Subs	WESTOVER SOUTH SUB	39700 - Communication Equipment	Microwave System	\$828.96	\$828.96	\$0.00
PELE Pennsylvania Electric	PELE - Dist Subs	WESTOVER SOUTH SUB	39700 - Communication Equipment	Microwave System	\$27,984.44	\$27,984.04	\$0.40
WESTOVER SOUTH SUB Total					\$28,813.40	\$28,813.00	\$0.40
PELE Pennsylvania Electric	PELE - Dist Subs	WHETSTONE SUB	39700 - Communication Equipment	Microwave System	\$4,106.56	\$4,106.16	\$0.40
PELE Pennsylvania Electric	PELE - Dist Subs	WHETSTONE SUB	39700 - Communication Equipment	PELE- Communication Equipment	\$404.73	\$398.51	\$6.22
WHETSTONE SUB Total					\$4,511.29	\$4,504.67	\$6.62
PELE Pennsylvania Electric	PELE SUBTRANS SUBS	WILLIAMSBURG TRANS SUB	39700 - Communication Equipment	Communication System	\$26.11	\$26.11	\$0.00
PELE Pennsylvania Electric	PELE SUBTRANS SUBS	WILLIAMSBURG TRANS SUB	39700 - Communication Equipment	Communication System	\$121.34	\$121.34	\$0.00
PELE Pennsylvania Electric	PELE SUBTRANS SUBS	WILLIAMSBURG TRANS SUB	39700 - Communication Equipment	Communication System	\$574.11	\$574.11	\$0.00
PELE Pennsylvania Electric	PELE SUBTRANS SUBS	WILLIAMSBURG TRANS SUB	39700 - Communication Equipment	PELE- Communication Equipment	\$24.63	\$24.63	\$0.00
PELE Pennsylvania Electric	PELE SUBTRANS SUBS	WILLIAMSBURG TRANS SUB	39700 - Communication Equipment	Radios	\$655.50	\$655.50	\$0.00
WILLIAMSBURG TRANS SUB Total					\$1,401.69	\$1,401.69	\$0.00
PELE Pennsylvania Electric	PELE - Dist Subs	YEAGERTOWN SUB	39700 - Communication Equipment	Microwave System	\$252.66	\$252.66	\$0.00
PELE Pennsylvania Electric	PELE - Dist Subs	YEAGERTOWN SUB	39700 - Communication Equipment	PELE- Communication Equipment	\$19.53	\$19.53	\$0.00
PELE Pennsylvania Electric	PELE - Dist Subs	YEAGERTOWN SUB	39700 - Communication Equipment	PELE- Communication Equipment	\$65.68	\$65.68	\$0.00
YEAGERTOWN SUB Total					\$337.87	\$337.87	\$0.00
39700 - Communication Equipment Total					\$7,974,612.05	\$7,864,759.58	\$109,852.47
Grand Total					\$517,878,131.01	\$196,239,222.67	\$321,638,908.34

Company	Major Location	Asset Location	Utility Account	Asset Retirement Unit	Book Cost	Allocated Reserve	Net Book Value
JCP&L Jersey Central Pwr & Lht	JCPL SUB-TRANS SUBS	ALLENHURST DISPATCH SUB	35210 - Structures, Improvements	Fire Protection System, Building	\$51,134.84	\$24,247.48	\$26,887.36
		ALLENHURST DISPATCH SUB Total			\$51,134.84	\$24,247.48	\$26,887.36
JCP&L Jersey Central Pwr & Lht	JCPL TRANS SUBS	ATLANTIC SUB	35210 - Structures, Improvements	Sign	\$8.78	\$6.85	\$1.93
JCP&L Jersey Central Pwr & Lht	JCPL TRANS SUBS	ATLANTIC SUB	35210 - Structures, Improvements	Yard Surfacing	\$39.20	\$2.78	\$36.42
JCP&L Jersey Central Pwr & Lht	JCPL TRANS SUBS	ATLANTIC SUB	35210 - Structures, Improvements	HVAC	\$53.06	\$44.07	\$8.99
JCP&L Jersey Central Pwr & Lht	JCPL TRANS SUBS	ATLANTIC SUB	35210 - Structures, Improvements	Site Improvements	\$95.64	\$63.63	\$32.01
JCP&L Jersey Central Pwr & Lht	JCPL TRANS SUBS	ATLANTIC SUB	35210 - Structures, Improvements	Yard range & protective lighting	\$98.27	\$99.73	(\$1.46)
JCP&L Jersey Central Pwr & Lht	JCPL TRANS SUBS	ATLANTIC SUB	35210 - Structures, Improvements	Site Improvements	\$130.22	\$96.26	\$33.96
JCP&L Jersey Central Pwr & Lht	JCPL TRANS SUBS	ATLANTIC SUB	35210 - Structures, Improvements	Building	\$230.33	\$166.98	\$63.35
JCP&L Jersey Central Pwr & Lht	JCPL TRANS SUBS	ATLANTIC SUB	35210 - Structures, Improvements	Lighting/Power System	\$274.95	\$263.37	\$11.58
JCP&L Jersey Central Pwr & Lht	JCPL TRANS SUBS	ATLANTIC SUB	35210 - Structures, Improvements	Building	\$457.47	\$290.07	\$167.40
JCP&L Jersey Central Pwr & Lht	JCPL TRANS SUBS	ATLANTIC SUB	35210 - Structures, Improvements	HVAC	\$519.71	\$437.78	\$81.93
JCP&L Jersey Central Pwr & Lht	JCPL TRANS SUBS	ATLANTIC SUB	35210 - Structures, Improvements	HVAC	\$530.48	\$508.14	\$22.34
JCP&L Jersey Central Pwr & Lht	JCPL TRANS SUBS	ATLANTIC SUB	35210 - Structures, Improvements	Gas or Oil Supply System	\$748.28	\$621.50	\$126.78
JCP&L Jersey Central Pwr & Lht	JCPL TRANS SUBS	ATLANTIC SUB	35210 - Structures, Improvements	Fence	\$924.95	\$721.66	\$203.29
JCP&L Jersey Central Pwr & Lht	JCPL TRANS SUBS	ATLANTIC SUB	35210 - Structures, Improvements	Building	\$1,306.81	\$807.76	\$499.05
JCP&L Jersey Central Pwr & Lht	JCPL TRANS SUBS	ATLANTIC SUB	35210 - Structures, Improvements	Yard range & protective lighting	\$1,388.26	\$1,083.15	\$305.11
JCP&L Jersey Central Pwr & Lht	JCPL TRANS SUBS	ATLANTIC SUB	35210 - Structures, Improvements	Yard range & protective lighting	\$1,414.77	\$1,045.81	\$368.96
JCP&L Jersey Central Pwr & Lht	JCPL TRANS SUBS	ATLANTIC SUB	35210 - Structures, Improvements	HVAC	\$1,579.55	\$872.62	\$706.93
JCP&L Jersey Central Pwr & Lht	JCPL TRANS SUBS	ATLANTIC SUB	35210 - Structures, Improvements	Gas or Oil Supply System	\$1,849.83	\$1,558.24	\$291.59
JCP&L Jersey Central Pwr & Lht	JCPL TRANS SUBS	ATLANTIC SUB	35210 - Structures, Improvements	Fence	\$2,029.10	\$1,927.76	\$101.34
JCP&L Jersey Central Pwr & Lht	JCPL TRANS SUBS	ATLANTIC SUB	35210 - Structures, Improvements	Fence	\$2,439.39	\$1,935.12	\$504.27
JCP&L Jersey Central Pwr & Lht	JCPL TRANS SUBS	ATLANTIC SUB	35210 - Structures, Improvements	Fence	\$2,621.30	\$2,510.90	\$110.40
JCP&L Jersey Central Pwr & Lht	JCPL TRANS SUBS	ATLANTIC SUB	35210 - Structures, Improvements	Building	\$2,846.06	\$2,021.99	\$824.07
JCP&L Jersey Central Pwr & Lht	JCPL TRANS SUBS	ATLANTIC SUB	35210 - Structures, Improvements	Site Improvements	\$3,044.38	\$1,156.01	\$1,888.37
JCP&L Jersey Central Pwr & Lht	JCPL TRANS SUBS	ATLANTIC SUB	35210 - Structures, Improvements	Building	\$3,074.52	\$2,045.59	\$1,028.93
JCP&L Jersey Central Pwr & Lht	JCPL TRANS SUBS	ATLANTIC SUB	35210 - Structures, Improvements	Fence	\$3,196.76	\$331.48	\$2,865.28
JCP&L Jersey Central Pwr & Lht	JCPL TRANS SUBS	ATLANTIC SUB	35210 - Structures, Improvements	Fence	\$3,666.95	\$2,710.66	\$956.29
JCP&L Jersey Central Pwr & Lht	JCPL TRANS SUBS	ATLANTIC SUB	35210 - Structures, Improvements	Building	\$4,159.29	\$3,454.61	\$704.68
JCP&L Jersey Central Pwr & Lht	JCPL TRANS SUBS	ATLANTIC SUB	35210 - Structures, Improvements	Site Improvements	\$5,191.55	\$2,780.70	\$2,410.85
JCP&L Jersey Central Pwr & Lht	JCPL TRANS SUBS	ATLANTIC SUB	35210 - Structures, Improvements	Fence	\$6,490.00	\$2,918.87	\$3,571.13
JCP&L Jersey Central Pwr & Lht	JCPL TRANS SUBS	ATLANTIC SUB	35210 - Structures, Improvements	Site Improvements	\$6,788.19	\$6,502.31	\$285.88
JCP&L Jersey Central Pwr & Lht	JCPL TRANS SUBS	ATLANTIC SUB	35210 - Structures, Improvements	Yard range & protective lighting	\$8,006.05	\$6,649.64	\$1,356.41
JCP&L Jersey Central Pwr & Lht	JCPL TRANS SUBS	ATLANTIC SUB	35210 - Structures, Improvements	Fence	\$8,453.56	\$7,121.04	\$1,332.52
JCP&L Jersey Central Pwr & Lht	JCPL TRANS SUBS	ATLANTIC SUB	35210 - Structures, Improvements	Prefab Building	\$9,752.21	\$8,214.99	\$1,537.22
JCP&L Jersey Central Pwr & Lht	JCPL TRANS SUBS	ATLANTIC SUB	35210 - Structures, Improvements	Prefab Building	\$11,020.48	\$10,556.35	\$464.13
JCP&L Jersey Central Pwr & Lht	JCPL TRANS SUBS	ATLANTIC SUB	35210 - Structures, Improvements	Security System	\$11,284.89	\$6,975.42	\$4,309.47
JCP&L Jersey Central Pwr & Lht	JCPL TRANS SUBS	ATLANTIC SUB	35210 - Structures, Improvements	Site Improvements	\$12,151.88	\$9,481.14	\$2,670.74
JCP&L Jersey Central Pwr & Lht	JCPL TRANS SUBS	ATLANTIC SUB	35210 - Structures, Improvements	Site Improvements	\$12,404.25	\$10,302.68	\$2,101.57
JCP&L Jersey Central Pwr & Lht	JCPL TRANS SUBS	ATLANTIC SUB	35210 - Structures, Improvements	Building	\$12,945.27	\$10,100.17	\$2,845.10
JCP&L Jersey Central Pwr & Lht	JCPL TRANS SUBS	ATLANTIC SUB	35210 - Structures, Improvements	Building	\$14,349.47	\$12,087.59	\$2,261.88
JCP&L Jersey Central Pwr & Lht	JCPL TRANS SUBS	ATLANTIC SUB	35210 - Structures, Improvements	Site Improvements	\$14,905.34	\$11,824.09	\$3,081.25
JCP&L Jersey Central Pwr & Lht	JCPL TRANS SUBS	ATLANTIC SUB	35210 - Structures, Improvements	Building	\$17,066.90	\$13,538.82	\$3,528.08
JCP&L Jersey Central Pwr & Lht	JCPL TRANS SUBS	ATLANTIC SUB	35210 - Structures, Improvements	Building	\$20,650.00	\$9,287.33	\$11,362.67
JCP&L Jersey Central Pwr & Lht	JCPL TRANS SUBS	ATLANTIC SUB	35210 - Structures, Improvements	Building	\$23,821.20	\$17,608.92	\$6,212.28
JCP&L Jersey Central Pwr & Lht	JCPL TRANS SUBS	ATLANTIC SUB	35210 - Structures, Improvements	Gas or Oil Supply System	\$28,472.58	\$10,811.61	\$17,660.97
JCP&L Jersey Central Pwr & Lht	JCPL TRANS SUBS	ATLANTIC SUB	35210 - Structures, Improvements	Site Improvements	\$29,892.18	\$18,953.91	\$10,938.27
JCP&L Jersey Central Pwr & Lht	JCPL TRANS SUBS	ATLANTIC SUB	35210 - Structures, Improvements	Site Improvements	\$43,302.53	\$36,476.84	\$6,825.69
JCP&L Jersey Central Pwr & Lht	JCPL TRANS SUBS	ATLANTIC SUB	35210 - Structures, Improvements	Wall, Retaining, Abuse, Miscellaneous	\$109,021.63	\$11,304.79	\$97,716.84
JCP&L Jersey Central Pwr & Lht	JCPL TRANS SUBS	ATLANTIC SUB	35210 - Structures, Improvements	Prefab Building	\$475,899.19	\$214,035.49	\$261,863.70
JCP&L Jersey Central Pwr & Lht	JCPL TRANS SUBS	ATLANTIC SUB	35210 - Structures, Improvements	Site Improvements	\$1,111,058.00	\$499,697.95	\$611,360.05
		ATLANTIC SUB Total			\$2,031,655.66	\$964,015.17	\$1,067,640.49
JCP&L Jersey Central Pwr & Lht	JCPL SUB-TRANS SUBS	CHESTER SUBTRAN SUB	35210 - Structures, Improvements	Building	\$177,766.35	\$84,294.49	\$93,471.86
JCP&L Jersey Central Pwr & Lht	JCPL SUB-TRANS SUBS	CHESTER SUBTRAN SUB	35210 - Structures, Improvements	Site Improvements	\$188,213.62	\$89,248.45	\$98,965.17
		CHESTER SUBTRAN SUB Total			\$365,979.97	\$173,542.94	\$192,437.03
JCP&L Jersey Central Pwr & Lht	JCPL SUB-TRANS SUBS	COOKSTOWN SUB	35210 - Structures, Improvements	Lighting Fixtures	\$519.69	\$397.30	\$122.39
JCP&L Jersey Central Pwr & Lht	JCPL SUB-TRANS SUBS	COOKSTOWN SUB	35210 - Structures, Improvements	HVAC	\$564.62	\$431.65	\$132.97
JCP&L Jersey Central Pwr & Lht	JCPL SUB-TRANS SUBS	COOKSTOWN SUB	35210 - Structures, Improvements	Yard range & protective lighting	\$1,785.89	\$1,288.41	\$497.48

Company	Major Location	Asset Location	Utility Account	Asset Retirement Unit	Book Cost	Allocated Reserve	Net Book Value
JCP&L Jersey Central Pwr & Lht	JCPL SUB-TRANS SUBS	COOKSTOWN SUB	35210 - Structures, Improvements	HVAC	\$1,844.96	\$1,035.31	\$809.65
JCP&L Jersey Central Pwr & Lht	JCPL SUB-TRANS SUBS	COOKSTOWN SUB	35210 - Structures, Improvements	Batteries - station	\$2,206.10	\$849.38	\$1,356.72
JCP&L Jersey Central Pwr & Lht	JCPL SUB-TRANS SUBS	COOKSTOWN SUB	35210 - Structures, Improvements	Yard range & protective lighting	\$2,977.71	\$276.44	\$701.27
JCP&L Jersey Central Pwr & Lht	JCPL SUB-TRANS SUBS	COOKSTOWN SUB	35210 - Structures, Improvements	Gas or Oil Supply System	\$3,617.57	\$1,715.40	\$1,902.17
JCP&L Jersey Central Pwr & Lht	JCPL SUB-TRANS SUBS	COOKSTOWN SUB	35210 - Structures, Improvements	Yard Surfacing	\$4,103.18	\$496.59	\$3,606.59
JCP&L Jersey Central Pwr & Lht	JCPL SUB-TRANS SUBS	COOKSTOWN SUB	35210 - Structures, Improvements	Prefab Building	\$13,451.48	\$10,283.60	\$3,167.88
JCP&L Jersey Central Pwr & Lht	JCPL SUB-TRANS SUBS	COOKSTOWN SUB	35210 - Structures, Improvements	Fence	\$15,477.19	\$11,832.25	\$3,644.94
JCP&L Jersey Central Pwr & Lht	JCPL SUB-TRANS SUBS	COOKSTOWN SUB	35210 - Structures, Improvements	Batteries - station	\$16,796.50	\$4,661.67	\$12,134.83
JCP&L Jersey Central Pwr & Lht	JCPL SUB-TRANS SUBS	COOKSTOWN SUB	35210 - Structures, Improvements	Site Improvements	\$25,110.38	\$18,115.65	\$6,994.73
JCP&L Jersey Central Pwr & Lht	JCPL SUB-TRANS SUBS	COOKSTOWN SUB	35210 - Structures, Improvements	Building	\$36,354.78	\$26,227.82	\$10,126.96
JCP&L Jersey Central Pwr & Lht	JCPL SUB-TRANS SUBS	COOKSTOWN SUB	35210 - Structures, Improvements	Site Improvements	\$53,761.11	\$41,100.14	\$12,660.97
JCP&L Jersey Central Pwr & Lht	JCPL SUB-TRANS SUBS	COOKSTOWN SUB	35210 - Structures, Improvements	Building	\$81,507.75	\$62,312.32	\$19,195.43
		COOKSTOWN SUB Total			\$260,078.91	\$183,023.93	\$77,054.98
JCP&L Jersey Central Pwr & Lht	JCPL SUB-TRANS SUBS	DEEP RUN SUB	35210 - Structures, Improvements	Yard Surfacing	\$502.27	\$52.38	\$449.89
JCP&L Jersey Central Pwr & Lht	JCPL SUB-TRANS SUBS	DEEP RUN SUB	35210 - Structures, Improvements	HVAC	\$644.60	\$445.61	\$198.99
JCP&L Jersey Central Pwr & Lht	JCPL SUB-TRANS SUBS	DEEP RUN SUB	35210 - Structures, Improvements	HVAC	\$1,067.05	\$487.08	\$579.97
JCP&L Jersey Central Pwr & Lht	JCPL SUB-TRANS SUBS	DEEP RUN SUB	35210 - Structures, Improvements	HVAC	\$1,235.65	\$714.36	\$521.29
JCP&L Jersey Central Pwr & Lht	JCPL SUB-TRANS SUBS	DEEP RUN SUB	35210 - Structures, Improvements	Lighting/Power System	\$1,888.84	\$1,305.76	\$583.08
JCP&L Jersey Central Pwr & Lht	JCPL SUB-TRANS SUBS	DEEP RUN SUB	35210 - Structures, Improvements	Building	\$2,437.19	\$1,647.11	\$790.08
JCP&L Jersey Central Pwr & Lht	JCPL SUB-TRANS SUBS	DEEP RUN SUB	35210 - Structures, Improvements	Sanitary/Septic Sewer System	\$2,593.78	\$1,229.94	\$1,363.84
JCP&L Jersey Central Pwr & Lht	JCPL SUB-TRANS SUBS	DEEP RUN SUB	35210 - Structures, Improvements	Site Improvements	\$3,612.41	\$2,268.36	\$1,344.05
JCP&L Jersey Central Pwr & Lht	JCPL SUB-TRANS SUBS	DEEP RUN SUB	35210 - Structures, Improvements	Gas or Oil Supply System	\$5,334.71	\$2,623.69	\$2,711.02
JCP&L Jersey Central Pwr & Lht	JCPL SUB-TRANS SUBS	DEEP RUN SUB	35210 - Structures, Improvements	Yard range & protective lighting	\$7,429.57	\$5,136.07	\$2,293.50
JCP&L Jersey Central Pwr & Lht	JCPL SUB-TRANS SUBS	DEEP RUN SUB	35210 - Structures, Improvements	Site Improvements	\$8,246.29	\$4,055.65	\$4,190.64
JCP&L Jersey Central Pwr & Lht	JCPL SUB-TRANS SUBS	DEEP RUN SUB	35210 - Structures, Improvements	Fence	\$8,568.58	\$5,923.46	\$2,645.12
JCP&L Jersey Central Pwr & Lht	JCPL SUB-TRANS SUBS	DEEP RUN SUB	35210 - Structures, Improvements	Prefab Building	\$17,428.43	\$12,048.27	\$5,380.16
JCP&L Jersey Central Pwr & Lht	JCPL SUB-TRANS SUBS	DEEP RUN SUB	35210 - Structures, Improvements	Site Improvements	\$23,010.70	\$15,907.29	\$7,103.41
JCP&L Jersey Central Pwr & Lht	JCPL SUB-TRANS SUBS	DEEP RUN SUB	35210 - Structures, Improvements	Building	\$56,079.78	\$38,767.94	\$17,311.84
		DEEP RUN SUB Total			\$140,079.85	\$92,612.97	\$47,466.88
JCP&L Jersey Central Pwr & Lht	JCPL TRANS SUBS	E H WERNER SUB	35210 - Structures, Improvements	Site Improvements	\$70.05	\$62.78	\$7.27
JCP&L Jersey Central Pwr & Lht	JCPL TRANS SUBS	E H WERNER SUB	35210 - Structures, Improvements	Building	\$279.73	\$244.97	\$34.76
JCP&L Jersey Central Pwr & Lht	JCPL TRANS SUBS	E H WERNER SUB	35210 - Structures, Improvements	Site Improvements	\$340.52	\$226.56	\$113.96
JCP&L Jersey Central Pwr & Lht	JCPL TRANS SUBS	E H WERNER SUB	35210 - Structures, Improvements	Yard range & protective lighting	\$576.19	\$532.78	\$43.41
JCP&L Jersey Central Pwr & Lht	JCPL TRANS SUBS	E H WERNER SUB	35210 - Structures, Improvements	Building	\$1,053.75	\$1,017.28	\$36.47
JCP&L Jersey Central Pwr & Lht	JCPL TRANS SUBS	E H WERNER SUB	35210 - Structures, Improvements	Fence	\$1,399.59	\$1,306.45	\$93.14
JCP&L Jersey Central Pwr & Lht	JCPL TRANS SUBS	E H WERNER SUB	35210 - Structures, Improvements	Building	\$1,407.05	\$1,301.06	\$105.99
JCP&L Jersey Central Pwr & Lht	JCPL TRANS SUBS	E H WERNER SUB	35210 - Structures, Improvements	Prefab Building	\$2,051.65	\$1,457.60	\$594.05
JCP&L Jersey Central Pwr & Lht	JCPL TRANS SUBS	E H WERNER SUB	35210 - Structures, Improvements	Building	\$3,757.41	\$2,669.45	\$1,087.96
JCP&L Jersey Central Pwr & Lht	JCPL TRANS SUBS	E H WERNER SUB	35210 - Structures, Improvements	Fence	\$3,972.27	\$2,642.89	\$1,329.38
JCP&L Jersey Central Pwr & Lht	JCPL TRANS SUBS	E H WERNER SUB	35210 - Structures, Improvements	Prefab Building	\$4,465.38	\$4,088.27	\$377.11
JCP&L Jersey Central Pwr & Lht	JCPL TRANS SUBS	E H WERNER SUB	35210 - Structures, Improvements	Yard range & protective lighting	\$6,228.99	\$6,583.79	(\$354.80)
JCP&L Jersey Central Pwr & Lht	JCPL TRANS SUBS	E H WERNER SUB	35210 - Structures, Improvements	Site Improvements	\$7,395.03	\$7,816.25	(\$421.22)
JCP&L Jersey Central Pwr & Lht	JCPL TRANS SUBS	E H WERNER SUB	35210 - Structures, Improvements	Yard range & protective lighting	\$8,664.37	\$8,087.79	\$576.58
JCP&L Jersey Central Pwr & Lht	JCPL TRANS SUBS	E H WERNER SUB	35210 - Structures, Improvements	Building	\$10,348.20	\$9,659.57	\$688.63
JCP&L Jersey Central Pwr & Lht	JCPL TRANS SUBS	E H WERNER SUB	35210 - Structures, Improvements	Fence	\$10,618.01	\$7,543.58	\$3,074.43
JCP&L Jersey Central Pwr & Lht	JCPL TRANS SUBS	E H WERNER SUB	35210 - Structures, Improvements	Site Improvements	\$12,726.93	\$9,041.86	\$3,685.07
JCP&L Jersey Central Pwr & Lht	JCPL TRANS SUBS	E H WERNER SUB	35210 - Structures, Improvements	Building	\$21,561.20	\$22,789.31	(\$1,228.11)
JCP&L Jersey Central Pwr & Lht	JCPL TRANS SUBS	E H WERNER SUB	35210 - Structures, Improvements	Site Improvements	\$26,120.69	\$8,999.67	\$17,121.02
		E H WERNER SUB Total			\$123,037.01	\$96,071.93	\$26,965.08
JCP&L Jersey Central Pwr & Lht	JCPL SUB-TRANS SUBS	E. FLEMINGTON SUB	35210 - Structures, Improvements	Landscaping	\$13,896.59	\$7,798.12	\$6,098.47
JCP&L Jersey Central Pwr & Lht	JCPL SUB-TRANS SUBS	E. FLEMINGTON SUB	35210 - Structures, Improvements	Site Improvements	\$29,386.05	\$16,490.09	\$12,895.96
JCP&L Jersey Central Pwr & Lht	JCPL SUB-TRANS SUBS	E. FLEMINGTON SUB	35210 - Structures, Improvements	Site Improvements	\$56,877.21	\$21,898.46	\$34,978.75
JCP&L Jersey Central Pwr & Lht	JCPL SUB-TRANS SUBS	E. FLEMINGTON SUB	35210 - Structures, Improvements	Building	\$79,535.50	\$44,631.63	\$34,903.87
JCP&L Jersey Central Pwr & Lht	JCPL SUB-TRANS SUBS	E. FLEMINGTON SUB	35210 - Structures, Improvements	Fence	\$80,823.55	\$45,354.43	\$35,469.12
JCP&L Jersey Central Pwr & Lht	JCPL SUB-TRANS SUBS	E. FLEMINGTON SUB	35210 - Structures, Improvements	Prefab Building	\$94,653.81	\$53,115.33	\$41,538.48
JCP&L Jersey Central Pwr & Lht	JCPL SUB-TRANS SUBS	E. FLEMINGTON SUB	35210 - Structures, Improvements	Building	\$112,620.66	\$43,360.41	\$69,260.25
		E. FLEMINGTON SUB Total			\$467,793.37	\$232,648.48	\$235,144.89
JCP&L Jersey Central Pwr & Lht	JCPL TRANS SUBS	EAST WINDSOR SUB	35210 - Structures, Improvements	Driveway	\$618.77	\$64.16	\$554.61

Company	Major Location	Asset Location	Utility Account	Asset Retirement Unit	Book Cost	Allocated Reserve	Net Book Value
JCP&L Jersey Central Pwr & Lht	JCPL TRANS SUBS	EAST WINDSOR SUB	35210 - Structures, Improvements	Fence	\$761.02	\$117.02	\$644.00
JCP&L Jersey Central Pwr & Lht	JCPL TRANS SUBS	EAST WINDSOR SUB	35210 - Structures, Improvements	Fence	\$6,138.43	\$636.51	\$5,501.92
JCP&L Jersey Central Pwr & Lht	JCPL TRANS SUBS	EAST WINDSOR SUB	35210 - Structures, Improvements	Air Conditioner Unit	\$9,957.59	\$707.21	\$9,250.38
JCP&L Jersey Central Pwr & Lht	JCPL TRANS SUBS	EAST WINDSOR SUB	35210 - Structures, Improvements	Yard Surfacing	\$12,203.62	\$1,265.43	\$10,938.19
JCP&L Jersey Central Pwr & Lht	JCPL TRANS SUBS	EAST WINDSOR SUB	35210 - Structures, Improvements	Site Improvements	\$23,517.16	\$8,102.65	\$15,414.51
JCP&L Jersey Central Pwr & Lht	JCPL TRANS SUBS	EAST WINDSOR SUB	35210 - Structures, Improvements	Yard Surfacing	\$115,032.32	\$17,688.61	\$97,343.71
JCP&L Jersey Central Pwr & Lht	JCPL TRANS SUBS	EAST WINDSOR SUB	35210 - Structures, Improvements	Fence	\$146,476.43	\$55,620.07	\$90,856.36
JCP&L Jersey Central Pwr & Lht	JCPL TRANS SUBS	EAST WINDSOR SUB	35210 - Structures, Improvements	Prefab Building	\$325,503.16	\$123,600.16	\$201,903.00
JCP&L Jersey Central Pwr & Lht	JCPL TRANS SUBS	EAST WINDSOR SUB	35210 - Structures, Improvements	Building	\$338,964.92	\$128,711.85	\$210,253.07
EAST WINDSOR SUB Total					\$979,173.42	\$336,513.68	\$642,659.74
JCP&L Jersey Central Pwr & Lht	JCPL TRANS SUBS	ENGLISHTOWN SUB	35210 - Structures, Improvements	Sign	\$5.57	\$4.62	\$0.95
JCP&L Jersey Central Pwr & Lht	JCPL TRANS SUBS	ENGLISHTOWN SUB	35210 - Structures, Improvements	Waste Water Treatment System	\$138.75	\$122.96	\$15.79
JCP&L Jersey Central Pwr & Lht	JCPL TRANS SUBS	ENGLISHTOWN SUB	35210 - Structures, Improvements	Building	\$160.40	\$133.22	\$27.18
JCP&L Jersey Central Pwr & Lht	JCPL TRANS SUBS	ENGLISHTOWN SUB	35210 - Structures, Improvements	Potable Water Supply System	\$201.96	\$178.98	\$22.98
JCP&L Jersey Central Pwr & Lht	JCPL TRANS SUBS	ENGLISHTOWN SUB	35210 - Structures, Improvements	Building	\$258.28	\$211.40	\$46.88
JCP&L Jersey Central Pwr & Lht	JCPL TRANS SUBS	ENGLISHTOWN SUB	35210 - Structures, Improvements	Sign	\$356.07	\$311.83	\$44.24
JCP&L Jersey Central Pwr & Lht	JCPL TRANS SUBS	ENGLISHTOWN SUB	35210 - Structures, Improvements	Site Improvements	\$534.35	\$338.82	\$195.53
JCP&L Jersey Central Pwr & Lht	JCPL TRANS SUBS	ENGLISHTOWN SUB	35210 - Structures, Improvements	Building	\$546.10	\$411.31	\$134.79
JCP&L Jersey Central Pwr & Lht	JCPL TRANS SUBS	ENGLISHTOWN SUB	35210 - Structures, Improvements	Building	\$671.64	\$425.87	\$245.77
JCP&L Jersey Central Pwr & Lht	JCPL TRANS SUBS	ENGLISHTOWN SUB	35210 - Structures, Improvements	Sanitary/Septic Sewer System	\$691.45	\$612.75	\$78.70
JCP&L Jersey Central Pwr & Lht	JCPL TRANS SUBS	ENGLISHTOWN SUB	35210 - Structures, Improvements	HVAC	\$965.54	\$855.65	\$109.89
JCP&L Jersey Central Pwr & Lht	JCPL TRANS SUBS	ENGLISHTOWN SUB	35210 - Structures, Improvements	Lighting/Power System	\$996.46	\$883.05	\$113.41
JCP&L Jersey Central Pwr & Lht	JCPL TRANS SUBS	ENGLISHTOWN SUB	35210 - Structures, Improvements	Cable, Wiring & Conduit	\$997.43	\$737.32	\$260.11
JCP&L Jersey Central Pwr & Lht	JCPL TRANS SUBS	ENGLISHTOWN SUB	35210 - Structures, Improvements	Prefab Building	\$1,821.13	\$913.45	\$907.68
JCP&L Jersey Central Pwr & Lht	JCPL TRANS SUBS	ENGLISHTOWN SUB	35210 - Structures, Improvements	Site Improvements	\$4,880.92	\$3,016.99	\$1,863.93
JCP&L Jersey Central Pwr & Lht	JCPL TRANS SUBS	ENGLISHTOWN SUB	35210 - Structures, Improvements	Yard range & protective lighting	\$7,193.63	\$6,374.91	\$818.72
JCP&L Jersey Central Pwr & Lht	JCPL TRANS SUBS	ENGLISHTOWN SUB	35210 - Structures, Improvements	Yard Surfacing	\$9,825.43	\$857.56	\$8,967.87
JCP&L Jersey Central Pwr & Lht	JCPL TRANS SUBS	ENGLISHTOWN SUB	35210 - Structures, Improvements	Prefab Building	\$10,788.02	\$9,560.21	\$1,227.81
JCP&L Jersey Central Pwr & Lht	JCPL TRANS SUBS	ENGLISHTOWN SUB	35210 - Structures, Improvements	Lighting Fixtures	\$12,164.33	\$1,061.70	\$11,102.63
JCP&L Jersey Central Pwr & Lht	JCPL TRANS SUBS	ENGLISHTOWN SUB	35210 - Structures, Improvements	Building	\$13,681.56	\$12,124.44	\$1,557.12
JCP&L Jersey Central Pwr & Lht	JCPL TRANS SUBS	ENGLISHTOWN SUB	35210 - Structures, Improvements	Gas or Oil Supply System	\$15,135.22	\$6,543.20	\$8,592.02
JCP&L Jersey Central Pwr & Lht	JCPL TRANS SUBS	ENGLISHTOWN SUB	35210 - Structures, Improvements	Site Improvements	\$17,208.12	\$132.57	\$17,075.55
JCP&L Jersey Central Pwr & Lht	JCPL TRANS SUBS	ENGLISHTOWN SUB	35210 - Structures, Improvements	Site Improvements	\$26,855.87	\$23,799.35	\$3,056.52
JCP&L Jersey Central Pwr & Lht	JCPL TRANS SUBS	ENGLISHTOWN SUB	35210 - Structures, Improvements	Building	\$30,471.88	\$12,640.43	\$17,831.45
JCP&L Jersey Central Pwr & Lht	JCPL TRANS SUBS	ENGLISHTOWN SUB	35210 - Structures, Improvements	Fence	\$50,526.40	\$22,724.23	\$27,802.17
JCP&L Jersey Central Pwr & Lht	JCPL TRANS SUBS	ENGLISHTOWN SUB	35210 - Structures, Improvements	Gas or Oil Supply System	\$54,889.60	\$20,842.69	\$34,046.91
JCP&L Jersey Central Pwr & Lht	JCPL TRANS SUBS	ENGLISHTOWN SUB	35210 - Structures, Improvements	Fence	\$75,299.50	\$6,572.13	\$68,727.37
JCP&L Jersey Central Pwr & Lht	JCPL TRANS SUBS	ENGLISHTOWN SUB	35210 - Structures, Improvements	Site Improvements	\$115,170.09	\$43,732.42	\$71,437.67
JCP&L Jersey Central Pwr & Lht	JCPL TRANS SUBS	ENGLISHTOWN SUB	35210 - Structures, Improvements	Building	\$136,876.80	\$51,974.90	\$84,901.90
JCP&L Jersey Central Pwr & Lht	JCPL TRANS SUBS	ENGLISHTOWN SUB	35210 - Structures, Improvements	Foundation	\$1,904,252.63	\$166,203.10	\$1,738,049.53
ENGLISHTOWN SUB Total					\$2,493,565.13	\$394,302.06	\$2,099,263.07
JCP&L Jersey Central Pwr & Lht	JCPL SUB-TRANS SUBS	FLANDERS SUB	35210 - Structures, Improvements	Sign	\$71.72	\$46.20	\$25.52
JCP&L Jersey Central Pwr & Lht	JCPL SUB-TRANS SUBS	FLANDERS SUB	35210 - Structures, Improvements	Yard Drainage System	\$689.76	\$444.30	\$245.46
JCP&L Jersey Central Pwr & Lht	JCPL SUB-TRANS SUBS	FLANDERS SUB	35210 - Structures, Improvements	Driveways, Parking, Roads and Walks	\$5,984.88	\$3,855.06	\$2,129.82
JCP&L Jersey Central Pwr & Lht	JCPL SUB-TRANS SUBS	FLANDERS SUB	35210 - Structures, Improvements	Roof	\$5,991.93	\$525.54	\$5,466.39
JCP&L Jersey Central Pwr & Lht	JCPL SUB-TRANS SUBS	FLANDERS SUB	35210 - Structures, Improvements	Gas or Oil Supply System	\$6,213.96	\$2,946.57	\$3,267.39
JCP&L Jersey Central Pwr & Lht	JCPL SUB-TRANS SUBS	FLANDERS SUB	35210 - Structures, Improvements	Landscaping	\$8,622.62	\$5,554.11	\$3,068.51
JCP&L Jersey Central Pwr & Lht	JCPL SUB-TRANS SUBS	FLANDERS SUB	35210 - Structures, Improvements	Fence	\$35,124.83	\$22,625.03	\$12,499.80
JCP&L Jersey Central Pwr & Lht	JCPL SUB-TRANS SUBS	FLANDERS SUB	35210 - Structures, Improvements	Prefab Building	\$40,986.06	\$26,400.45	\$14,585.61
JCP&L Jersey Central Pwr & Lht	JCPL SUB-TRANS SUBS	FLANDERS SUB	35210 - Structures, Improvements	Building	\$41,446.42	\$26,696.98	\$14,749.44
JCP&L Jersey Central Pwr & Lht	JCPL SUB-TRANS SUBS	FLANDERS SUB	35210 - Structures, Improvements	Site Improvements	\$177,664.70	\$114,439.56	\$63,225.14
FLANDERS SUB Total					\$322,796.88	\$203,533.80	\$119,263.08
JCP&L Jersey Central Pwr & Lht	JCPL SUB-TRANS SUBS	FRANKLIN SUB	35210 - Structures, Improvements	Building	\$1.46	\$1.44	\$0.02
JCP&L Jersey Central Pwr & Lht	JCPL SUB-TRANS SUBS	FRANKLIN SUB	35210 - Structures, Improvements	Sign	\$24.73	\$21.11	\$3.62
JCP&L Jersey Central Pwr & Lht	JCPL SUB-TRANS SUBS	FRANKLIN SUB	35210 - Structures, Improvements	Lighting/Power System	\$32.65	\$33.50	(\$0.85)
JCP&L Jersey Central Pwr & Lht	JCPL SUB-TRANS SUBS	FRANKLIN SUB	35210 - Structures, Improvements	Lighting/Power System	\$144.19	\$134.80	\$9.39
JCP&L Jersey Central Pwr & Lht	JCPL SUB-TRANS SUBS	FRANKLIN SUB	35210 - Structures, Improvements	Site Improvements	\$206.79	\$163.70	\$43.09
JCP&L Jersey Central Pwr & Lht	JCPL SUB-TRANS SUBS	FRANKLIN SUB	35210 - Structures, Improvements	Yard range & protective lighting	\$238.39	\$259.72	(\$21.33)

Company	Major Location	Asset Location	Utility Account	Asset Retirement Unit	Book Cost	Allocated Reserve	Net Book Value
JCP&L Jersey Central Pwr & Lht	JCPL SUB-TRANS SUBS	FRANKLIN SUB	35210 - Structures, Improvements	Yard Drainage System	\$244.40	\$250.81	(\$6.41)
JCP&L Jersey Central Pwr & Lht	JCPL SUB-TRANS SUBS	FRANKLIN SUB	35210 - Structures, Improvements	Site Improvements	\$337.48	\$339.52	(\$2.04)
JCP&L Jersey Central Pwr & Lht	JCPL SUB-TRANS SUBS	FRANKLIN SUB	35210 - Structures, Improvements	Prefab Building	\$369.10	\$292.20	\$76.90
JCP&L Jersey Central Pwr & Lht	JCPL SUB-TRANS SUBS	FRANKLIN SUB	35210 - Structures, Improvements	Lighting/Power System	\$382.20	\$281.34	\$100.86
JCP&L Jersey Central Pwr & Lht	JCPL SUB-TRANS SUBS	FRANKLIN SUB	35210 - Structures, Improvements	Building	\$411.38	\$422.17	(\$10.79)
JCP&L Jersey Central Pwr & Lht	JCPL SUB-TRANS SUBS	FRANKLIN SUB	35210 - Structures, Improvements	Yard Drainage System	\$413.78	\$383.14	\$30.64
JCP&L Jersey Central Pwr & Lht	JCPL SUB-TRANS SUBS	FRANKLIN SUB	35210 - Structures, Improvements	Driveways, Parking, Roads and Walks	\$492.07	\$436.36	\$55.71
JCP&L Jersey Central Pwr & Lht	JCPL SUB-TRANS SUBS	FRANKLIN SUB	35210 - Structures, Improvements	Prefab Building	\$536.79	\$550.87	(\$14.08)
JCP&L Jersey Central Pwr & Lht	JCPL SUB-TRANS SUBS	FRANKLIN SUB	35210 - Structures, Improvements	Fence	\$540.00	\$588.32	(\$48.32)
JCP&L Jersey Central Pwr & Lht	JCPL SUB-TRANS SUBS	FRANKLIN SUB	35210 - Structures, Improvements	Site Improvements	\$580.09	\$264.80	\$315.29
JCP&L Jersey Central Pwr & Lht	JCPL SUB-TRANS SUBS	FRANKLIN SUB	35210 - Structures, Improvements	HVAC	\$838.88	\$617.49	\$221.39
JCP&L Jersey Central Pwr & Lht	JCPL SUB-TRANS SUBS	FRANKLIN SUB	35210 - Structures, Improvements	Site Improvements	\$2,524.45	\$2,314.15	\$210.30
JCP&L Jersey Central Pwr & Lht	JCPL SUB-TRANS SUBS	FRANKLIN SUB	35210 - Structures, Improvements	Yard Drainage System	\$2,659.38	\$2,486.21	\$173.17
JCP&L Jersey Central Pwr & Lht	JCPL SUB-TRANS SUBS	FRANKLIN SUB	35210 - Structures, Improvements	Building	\$3,371.56	\$2,171.73	\$1,199.83
JCP&L Jersey Central Pwr & Lht	JCPL SUB-TRANS SUBS	FRANKLIN SUB	35210 - Structures, Improvements	Yard Drainage System	\$3,580.30	\$2,635.41	\$944.89
JCP&L Jersey Central Pwr & Lht	JCPL SUB-TRANS SUBS	FRANKLIN SUB	35210 - Structures, Improvements	Site Improvements	\$4,079.30	\$2,627.61	\$1,451.69
JCP&L Jersey Central Pwr & Lht	JCPL SUB-TRANS SUBS	FRANKLIN SUB	35210 - Structures, Improvements	Yard range & protective lighting	\$4,807.97	\$3,539.09	\$1,268.88
JCP&L Jersey Central Pwr & Lht	JCPL SUB-TRANS SUBS	FRANKLIN SUB	35210 - Structures, Improvements	Yard Drainage System	\$7,108.36	\$6,516.19	\$592.17
JCP&L Jersey Central Pwr & Lht	JCPL SUB-TRANS SUBS	FRANKLIN SUB	35210 - Structures, Improvements	Site Improvements	\$7,333.24	\$3,606.60	\$3,726.64
JCP&L Jersey Central Pwr & Lht	JCPL SUB-TRANS SUBS	FRANKLIN SUB	35210 - Structures, Improvements	Site Improvements	\$9,720.00	\$10,589.75	(\$869.75)
JCP&L Jersey Central Pwr & Lht	JCPL SUB-TRANS SUBS	FRANKLIN SUB	35210 - Structures, Improvements	Site Improvements	\$12,240.00	\$5,151.00	\$7,089.00
JCP&L Jersey Central Pwr & Lht	JCPL SUB-TRANS SUBS	FRANKLIN SUB	35210 - Structures, Improvements	Prefab Building	\$15,825.70	\$11,649.10	\$4,176.60
JCP&L Jersey Central Pwr & Lht	JCPL SUB-TRANS SUBS	FRANKLIN SUB	35210 - Structures, Improvements	Fence	\$16,595.94	\$4,606.01	\$11,989.93
JCP&L Jersey Central Pwr & Lht	JCPL SUB-TRANS SUBS	FRANKLIN SUB	35210 - Structures, Improvements	Building	\$25,203.38	\$18,551.89	\$6,651.49
JCP&L Jersey Central Pwr & Lht	JCPL SUB-TRANS SUBS	FRANKLIN SUB	35210 - Structures, Improvements	Site Improvements	\$62,311.76	\$45,866.89	\$16,444.87
		FRANKLIN SUB Total			\$183,155.72	\$127,352.90	\$55,802.82
JCP&L Jersey Central Pwr & Lht	JCPL TL - 230KV	FRANKLIN SUB to HAMBURG SUB	35210 - Structures, Improvements	Yard Surfacing	\$137.78	\$5.37	\$132.41
		FRANKLIN SUB to HAMBURG SUB Total			\$137.78	\$5.37	\$132.41
JCP&L Jersey Central Pwr & Lht	JCPL SUB-TRANS SUBS	FRENEAU SUB	35210 - Structures, Improvements	Potable Water Supply System	\$40.46	\$33.07	\$7.39
JCP&L Jersey Central Pwr & Lht	JCPL SUB-TRANS SUBS	FRENEAU SUB	35210 - Structures, Improvements	Landscaping	\$65.08	\$49.75	\$15.33
JCP&L Jersey Central Pwr & Lht	JCPL SUB-TRANS SUBS	FRENEAU SUB	35210 - Structures, Improvements	Prefab Building	\$96.50	\$82.38	\$14.12
JCP&L Jersey Central Pwr & Lht	JCPL SUB-TRANS SUBS	FRENEAU SUB	35210 - Structures, Improvements	Fire Protection System, Building	\$203.10	\$168.55	\$34.55
JCP&L Jersey Central Pwr & Lht	JCPL SUB-TRANS SUBS	FRENEAU SUB	35210 - Structures, Improvements	Fence	\$251.27	\$195.54	\$55.73
JCP&L Jersey Central Pwr & Lht	JCPL SUB-TRANS SUBS	FRENEAU SUB	35210 - Structures, Improvements	Building	\$306.91	\$207.42	\$99.49
JCP&L Jersey Central Pwr & Lht	JCPL SUB-TRANS SUBS	FRENEAU SUB	35210 - Structures, Improvements	Building	\$389.47	\$313.42	\$76.05
JCP&L Jersey Central Pwr & Lht	JCPL SUB-TRANS SUBS	FRENEAU SUB	35210 - Structures, Improvements	Prefab Building	\$412.86	\$366.12	\$46.74
JCP&L Jersey Central Pwr & Lht	JCPL SUB-TRANS SUBS	FRENEAU SUB	35210 - Structures, Improvements	UPS	\$419.89	\$277.16	\$142.73
JCP&L Jersey Central Pwr & Lht	JCPL SUB-TRANS SUBS	FRENEAU SUB	35210 - Structures, Improvements	Fence	\$476.15	\$364.02	\$112.13
JCP&L Jersey Central Pwr & Lht	JCPL SUB-TRANS SUBS	FRENEAU SUB	35210 - Structures, Improvements	HVAC	\$530.69	\$374.93	\$155.76
JCP&L Jersey Central Pwr & Lht	JCPL SUB-TRANS SUBS	FRENEAU SUB	35210 - Structures, Improvements	Yard range & protective lighting	\$654.78	\$432.22	\$222.56
JCP&L Jersey Central Pwr & Lht	JCPL SUB-TRANS SUBS	FRENEAU SUB	35210 - Structures, Improvements	Yard range & protective lighting	\$681.99	\$511.79	\$170.20
JCP&L Jersey Central Pwr & Lht	JCPL SUB-TRANS SUBS	FRENEAU SUB	35210 - Structures, Improvements	Kitchen	\$773.87	\$642.24	\$131.63
JCP&L Jersey Central Pwr & Lht	JCPL SUB-TRANS SUBS	FRENEAU SUB	35210 - Structures, Improvements	Site Improvements	\$877.98	\$416.33	\$461.65
JCP&L Jersey Central Pwr & Lht	JCPL SUB-TRANS SUBS	FRENEAU SUB	35210 - Structures, Improvements	Site Improvements	\$1,059.66	\$716.14	\$343.52
JCP&L Jersey Central Pwr & Lht	JCPL SUB-TRANS SUBS	FRENEAU SUB	35210 - Structures, Improvements	Potable Water Supply System	\$1,073.82	\$820.93	\$252.89
JCP&L Jersey Central Pwr & Lht	JCPL SUB-TRANS SUBS	FRENEAU SUB	35210 - Structures, Improvements	Site Improvements	\$1,305.50	\$1,099.20	\$206.30
JCP&L Jersey Central Pwr & Lht	JCPL SUB-TRANS SUBS	FRENEAU SUB	35210 - Structures, Improvements	Lighting/Power System	\$1,878.81	\$1,535.91	\$342.90
JCP&L Jersey Central Pwr & Lht	JCPL SUB-TRANS SUBS	FRENEAU SUB	35210 - Structures, Improvements	Gas or Oil Supply System	\$2,004.86	\$879.50	\$1,125.36
JCP&L Jersey Central Pwr & Lht	JCPL SUB-TRANS SUBS	FRENEAU SUB	35210 - Structures, Improvements	Vacuum Cleaning System	\$2,086.50	\$1,275.97	\$810.53
JCP&L Jersey Central Pwr & Lht	JCPL SUB-TRANS SUBS	FRENEAU SUB	35210 - Structures, Improvements	Building	\$2,115.72	\$1,362.80	\$752.92
JCP&L Jersey Central Pwr & Lht	JCPL SUB-TRANS SUBS	FRENEAU SUB	35210 - Structures, Improvements	Driveways, Parking, Roads and Walks	\$2,368.81	\$1,965.91	\$402.90
JCP&L Jersey Central Pwr & Lht	JCPL SUB-TRANS SUBS	FRENEAU SUB	35210 - Structures, Improvements	Building	\$2,426.79	\$1,714.53	\$712.26
JCP&L Jersey Central Pwr & Lht	JCPL SUB-TRANS SUBS	FRENEAU SUB	35210 - Structures, Improvements	Lighting/Power System	\$2,462.49	\$1,882.57	\$579.92
JCP&L Jersey Central Pwr & Lht	JCPL SUB-TRANS SUBS	FRENEAU SUB	35210 - Structures, Improvements	Building	\$2,529.79	\$2,130.04	\$399.75
JCP&L Jersey Central Pwr & Lht	JCPL SUB-TRANS SUBS	FRENEAU SUB	35210 - Structures, Improvements	Landscaping	\$2,723.86	\$2,119.77	\$604.09
JCP&L Jersey Central Pwr & Lht	JCPL SUB-TRANS SUBS	FRENEAU SUB	35210 - Structures, Improvements	Site Improvements	\$3,076.75	\$2,394.41	\$682.34
JCP&L Jersey Central Pwr & Lht	JCPL SUB-TRANS SUBS	FRENEAU SUB	35210 - Structures, Improvements	HVAC	\$3,391.29	\$1,487.71	\$1,903.58
JCP&L Jersey Central Pwr & Lht	JCPL SUB-TRANS SUBS	FRENEAU SUB	35210 - Structures, Improvements	Site Improvements	\$3,616.26	\$2,554.90	\$1,061.36

Company	Major Location	Asset Location	Utility Account	Asset Retirement Unit	Book Cost	Allocated Reserve	Net Book Value
JCP&L Jersey Central Pwr & Lht	JCPL SUB-TRANS SUBS	FRENEAU SUB	35210 - Structures, Improvements	Site Improvements	\$3,967.31	\$3,032.99	\$934.32
JCP&L Jersey Central Pwr & Lht	JCPL SUB-TRANS SUBS	FRENEAU SUB	35210 - Structures, Improvements	Site Improvements	\$4,000.01	\$2,885.77	\$1,114.24
JCP&L Jersey Central Pwr & Lht	JCPL SUB-TRANS SUBS	FRENEAU SUB	35210 - Structures, Improvements	HVAC	\$4,072.80	\$1,641.10	\$2,431.70
JCP&L Jersey Central Pwr & Lht	JCPL SUB-TRANS SUBS	FRENEAU SUB	35210 - Structures, Improvements	Building	\$4,605.25	\$2,425.81	\$2,179.44
JCP&L Jersey Central Pwr & Lht	JCPL SUB-TRANS SUBS	FRENEAU SUB	35210 - Structures, Improvements	Yard range & protective lighting	\$4,847.95	\$4,023.38	\$824.57
JCP&L Jersey Central Pwr & Lht	JCPL SUB-TRANS SUBS	FRENEAU SUB	35210 - Structures, Improvements	HVAC	\$4,975.76	\$4,129.45	\$846.31
JCP&L Jersey Central Pwr & Lht	JCPL SUB-TRANS SUBS	FRENEAU SUB	35210 - Structures, Improvements	Potable Water Supply System	\$5,348.14	\$4,438.49	\$909.65
JCP&L Jersey Central Pwr & Lht	JCPL SUB-TRANS SUBS	FRENEAU SUB	35210 - Structures, Improvements	UPS	\$5,680.53	\$4,714.35	\$966.18
JCP&L Jersey Central Pwr & Lht	JCPL SUB-TRANS SUBS	FRENEAU SUB	35210 - Structures, Improvements	Site Improvements	\$6,035.63	\$2,215.49	\$3,820.14
JCP&L Jersey Central Pwr & Lht	JCPL SUB-TRANS SUBS	FRENEAU SUB	35210 - Structures, Improvements	Gas or Oil Supply System	\$6,420.12	\$3,044.34	\$3,375.78
JCP&L Jersey Central Pwr & Lht	JCPL SUB-TRANS SUBS	FRENEAU SUB	35210 - Structures, Improvements	Building	\$6,780.59	\$4,891.79	\$1,888.80
JCP&L Jersey Central Pwr & Lht	JCPL SUB-TRANS SUBS	FRENEAU SUB	35210 - Structures, Improvements	HVAC	\$7,499.80	\$3,423.44	\$4,076.36
JCP&L Jersey Central Pwr & Lht	JCPL SUB-TRANS SUBS	FRENEAU SUB	35210 - Structures, Improvements	Site Improvements	\$8,072.27	\$3,107.93	\$4,964.34
JCP&L Jersey Central Pwr & Lht	JCPL SUB-TRANS SUBS	FRENEAU SUB	35210 - Structures, Improvements	Floors	\$8,159.76	\$6,771.89	\$1,387.87
JCP&L Jersey Central Pwr & Lht	JCPL SUB-TRANS SUBS	FRENEAU SUB	35210 - Structures, Improvements	Landscaping	\$8,556.53	\$7,101.17	\$1,455.36
JCP&L Jersey Central Pwr & Lht	JCPL SUB-TRANS SUBS	FRENEAU SUB	35210 - Structures, Improvements	Sanitary/Septic Sewer System	\$10,667.62	\$4,679.71	\$5,987.91
JCP&L Jersey Central Pwr & Lht	JCPL SUB-TRANS SUBS	FRENEAU SUB	35210 - Structures, Improvements	Roof	\$11,884.97	\$2,667.28	\$9,217.69
JCP&L Jersey Central Pwr & Lht	JCPL SUB-TRANS SUBS	FRENEAU SUB	35210 - Structures, Improvements	Fence	\$14,459.78	\$12,000.36	\$2,459.42
JCP&L Jersey Central Pwr & Lht	JCPL SUB-TRANS SUBS	FRENEAU SUB	35210 - Structures, Improvements	Lighting/Power System	\$14,678.07	\$12,181.52	\$2,496.55
JCP&L Jersey Central Pwr & Lht	JCPL SUB-TRANS SUBS	FRENEAU SUB	35210 - Structures, Improvements	Prefab Building	\$14,975.51	\$11,448.71	\$3,526.80
JCP&L Jersey Central Pwr & Lht	JCPL SUB-TRANS SUBS	FRENEAU SUB	35210 - Structures, Improvements	Building	\$16,829.30	\$12,865.92	\$3,963.38
JCP&L Jersey Central Pwr & Lht	JCPL SUB-TRANS SUBS	FRENEAU SUB	35210 - Structures, Improvements	Security System	\$17,901.79	\$11,241.18	\$6,660.61
JCP&L Jersey Central Pwr & Lht	JCPL SUB-TRANS SUBS	FRENEAU SUB	35210 - Structures, Improvements	Yard Drainage System	\$27,891.88	\$23,147.83	\$4,744.05
JCP&L Jersey Central Pwr & Lht	JCPL SUB-TRANS SUBS	FRENEAU SUB	35210 - Structures, Improvements	Building	\$29,193.85	\$24,228.35	\$4,965.50
JCP&L Jersey Central Pwr & Lht	JCPL SUB-TRANS SUBS	FRENEAU SUB	35210 - Structures, Improvements	Site Improvements	\$39,656.42	\$13,133.38	\$26,523.04
JCP&L Jersey Central Pwr & Lht	JCPL SUB-TRANS SUBS	FRENEAU SUB	35210 - Structures, Improvements	Prefab Building	\$41,497.59	\$34,439.38	\$7,058.21
JCP&L Jersey Central Pwr & Lht	JCPL SUB-TRANS SUBS	FRENEAU SUB	35210 - Structures, Improvements	Site Improvements	\$53,624.02	\$44,503.26	\$9,120.76
JCP&L Jersey Central Pwr & Lht	JCPL SUB-TRANS SUBS	FRENEAU SUB	35210 - Structures, Improvements	Building	\$312,918.71	\$148,381.99	\$164,536.72
		FRENEAU SUB Total			\$735,503.87	\$441,141.50	\$294,362.37
JCP&L Jersey Central Pwr & Lht	JCPL TRANS SUBS	GILBERT RELAY HOUSE	35210 - Structures, Improvements	Fence	\$116.07	\$117.18	(\$1.11)
JCP&L Jersey Central Pwr & Lht	JCPL TRANS SUBS	GILBERT RELAY HOUSE	35210 - Structures, Improvements	Site Improvements	\$240.57	\$220.25	\$20.32
JCP&L Jersey Central Pwr & Lht	JCPL TRANS SUBS	GILBERT RELAY HOUSE	35210 - Structures, Improvements	Lighting/Power System	\$406.05	\$429.18	(\$23.13)
JCP&L Jersey Central Pwr & Lht	JCPL TRANS SUBS	GILBERT RELAY HOUSE	35210 - Structures, Improvements	Building	\$543.09	\$469.75	\$73.34
JCP&L Jersey Central Pwr & Lht	JCPL TRANS SUBS	GILBERT RELAY HOUSE	35210 - Structures, Improvements	Site Improvements	\$575.00	\$521.01	\$53.99
JCP&L Jersey Central Pwr & Lht	JCPL TRANS SUBS	GILBERT RELAY HOUSE	35210 - Structures, Improvements	Fence	\$622.79	\$570.19	\$52.60
JCP&L Jersey Central Pwr & Lht	JCPL TRANS SUBS	GILBERT RELAY HOUSE	35210 - Structures, Improvements	Lighting/Power System	\$915.21	\$883.53	\$31.68
JCP&L Jersey Central Pwr & Lht	JCPL TRANS SUBS	GILBERT RELAY HOUSE	35210 - Structures, Improvements	Site Improvements	\$1,137.12	\$550.82	\$586.30
JCP&L Jersey Central Pwr & Lht	JCPL TRANS SUBS	GILBERT RELAY HOUSE	35210 - Structures, Improvements	Fence	\$1,196.62	\$1,264.77	(\$68.15)
JCP&L Jersey Central Pwr & Lht	JCPL TRANS SUBS	GILBERT RELAY HOUSE	35210 - Structures, Improvements	Fence	\$1,300.88	\$1,255.85	\$45.03
JCP&L Jersey Central Pwr & Lht	JCPL TRANS SUBS	GILBERT RELAY HOUSE	35210 - Structures, Improvements	Fence	\$1,383.68	\$1,458.58	(\$74.90)
JCP&L Jersey Central Pwr & Lht	JCPL TRANS SUBS	GILBERT RELAY HOUSE	35210 - Structures, Improvements	Yard range & protective lighting	\$1,425.29	\$1,330.44	\$94.85
JCP&L Jersey Central Pwr & Lht	JCPL TRANS SUBS	GILBERT RELAY HOUSE	35210 - Structures, Improvements	Fence	\$1,588.30	\$1,482.61	\$105.69
JCP&L Jersey Central Pwr & Lht	JCPL TRANS SUBS	GILBERT RELAY HOUSE	35210 - Structures, Improvements	Yard range & protective lighting	\$1,686.88	\$1,628.50	\$58.38
JCP&L Jersey Central Pwr & Lht	JCPL TRANS SUBS	GILBERT RELAY HOUSE	35210 - Structures, Improvements	Fence	\$2,036.57	\$1,934.86	\$101.71
JCP&L Jersey Central Pwr & Lht	JCPL TRANS SUBS	GILBERT RELAY HOUSE	35210 - Structures, Improvements	Yard range & protective lighting	\$2,757.82	\$2,914.90	(\$157.08)
JCP&L Jersey Central Pwr & Lht	JCPL TRANS SUBS	GILBERT RELAY HOUSE	35210 - Structures, Improvements	Building	\$8,039.76	\$8,497.70	(\$457.94)
		GILBERT RELAY HOUSE Total			\$25,971.70	\$25,530.11	\$441.59
JCP&L Jersey Central Pwr & Lht	JCPL SUB-TRANS SUBS	GILBERT SUB	35210 - Structures, Improvements	Sign	\$252.45	\$186.61	\$65.84
JCP&L Jersey Central Pwr & Lht	JCPL SUB-TRANS SUBS	GILBERT SUB	35210 - Structures, Improvements	Yard Surfacing	\$394.55	\$40.92	\$353.63
JCP&L Jersey Central Pwr & Lht	JCPL SUB-TRANS SUBS	GILBERT SUB	35210 - Structures, Improvements	HVAC	\$629.65	\$465.44	\$164.21
JCP&L Jersey Central Pwr & Lht	JCPL SUB-TRANS SUBS	GILBERT SUB	35210 - Structures, Improvements	Driveways, Parking, Roads and Walks	\$648.62	\$479.47	\$169.15
JCP&L Jersey Central Pwr & Lht	JCPL SUB-TRANS SUBS	GILBERT SUB	35210 - Structures, Improvements	Lighting/Power System	\$790.91	\$584.65	\$206.26
JCP&L Jersey Central Pwr & Lht	JCPL SUB-TRANS SUBS	GILBERT SUB	35210 - Structures, Improvements	Site Improvements	\$907.24	\$423.79	\$483.45
JCP&L Jersey Central Pwr & Lht	JCPL SUB-TRANS SUBS	GILBERT SUB	35210 - Structures, Improvements	Fence	\$2,209.19	\$838.87	\$1,370.32
JCP&L Jersey Central Pwr & Lht	JCPL SUB-TRANS SUBS	GILBERT SUB	35210 - Structures, Improvements	Site Improvements	\$3,293.99	\$1,134.92	\$2,159.07
JCP&L Jersey Central Pwr & Lht	JCPL SUB-TRANS SUBS	GILBERT SUB	35210 - Structures, Improvements	Site Improvements	\$3,601.92	\$1,744.76	\$1,857.16
JCP&L Jersey Central Pwr & Lht	JCPL SUB-TRANS SUBS	GILBERT SUB	35210 - Structures, Improvements	Yard range & protective lighting	\$3,650.09	\$2,698.19	\$951.90
JCP&L Jersey Central Pwr & Lht	JCPL SUB-TRANS SUBS	GILBERT SUB	35210 - Structures, Improvements	Driveways, Parking, Roads and Walks	\$5,921.82	\$2,868.53	\$3,053.29

Company	Major Location	Asset Location	Utility Account	Asset Retirement Unit	Book Cost	Allocated Reserve	Net Book Value
JCP&L Jersey Central Pwr & Lht	JCPL SUB-TRANS SUBS	GILBERT SUB	35210 - Structures, Improvements	Air Conditioner Unit	\$7,689.43	\$924.67	\$6,764.76
JCP&L Jersey Central Pwr & Lht	JCPL SUB-TRANS SUBS	GILBERT SUB	35210 - Structures, Improvements	Site Improvements	\$8,107.66	\$4,205.19	\$3,902.47
JCP&L Jersey Central Pwr & Lht	JCPL SUB-TRANS SUBS	GILBERT SUB	35210 - Structures, Improvements	Fence	\$11,736.73	\$6,087.46	\$5,649.27
JCP&L Jersey Central Pwr & Lht	JCPL SUB-TRANS SUBS	GILBERT SUB	35210 - Structures, Improvements	Fence	\$12,569.65	\$9,291.64	\$3,278.01
JCP&L Jersey Central Pwr & Lht	JCPL SUB-TRANS SUBS	GILBERT SUB	35210 - Structures, Improvements	Prefab Building	\$12,575.00	\$9,295.59	\$3,279.41
JCP&L Jersey Central Pwr & Lht	JCPL SUB-TRANS SUBS	GILBERT SUB	35210 - Structures, Improvements	Site Improvements	\$13,193.35	\$9,178.10	\$4,015.25
JCP&L Jersey Central Pwr & Lht	JCPL SUB-TRANS SUBS	GILBERT SUB	35210 - Structures, Improvements	Site Improvements	\$20,136.92	\$14,885.46	\$5,251.46
JCP&L Jersey Central Pwr & Lht	JCPL SUB-TRANS SUBS	GILBERT SUB	35210 - Structures, Improvements	Building	\$20,591.43	\$15,221.44	\$5,369.99
JCP&L Jersey Central Pwr & Lht	JCPL SUB-TRANS SUBS	GILBERT SUB	35210 - Structures, Improvements	Building	\$34,715.54	\$16,216.17	\$18,499.37
JCP&L Jersey Central Pwr & Lht	JCPL SUB-TRANS SUBS	GILBERT SUB	35210 - Structures, Improvements	Fence	\$63,090.00	\$20,627.47	\$42,462.53
JCP&L Jersey Central Pwr & Lht	JCPL SUB-TRANS SUBS	GILBERT SUB	35210 - Structures, Improvements	Building	\$106,479.37	\$55,227.41	\$51,251.96
JCP&L Jersey Central Pwr & Lht	JCPL SUB-TRANS SUBS	GILBERT SUB	35210 - Structures, Improvements	Building	\$116,200.48	\$80,836.16	\$35,364.32
JCP&L Jersey Central Pwr & Lht	JCPL SUB-TRANS SUBS	GILBERT SUB	35210 - Structures, Improvements	Site Improvements	\$509,660.00	\$166,634.95	\$343,025.05
		GILBERT SUB Total			\$959,045.99	\$420,097.87	\$538,948.12
JCP&L Jersey Central Pwr & Lht	JCPL TRANS SUBS	GILBERT SWITCHING STATION	35210 - Structures, Improvements	Yard range & protective lighting	\$112.86	\$85.00	\$27.86
JCP&L Jersey Central Pwr & Lht	JCPL TRANS SUBS	GILBERT SWITCHING STATION	35210 - Structures, Improvements	Building	\$374.46	\$276.80	\$97.66
JCP&L Jersey Central Pwr & Lht	JCPL TRANS SUBS	GILBERT SWITCHING STATION	35210 - Structures, Improvements	Building	\$463.94	\$336.35	\$127.59
JCP&L Jersey Central Pwr & Lht	JCPL TRANS SUBS	GILBERT SWITCHING STATION	35210 - Structures, Improvements	Building	\$724.49	\$663.31	\$61.18
JCP&L Jersey Central Pwr & Lht	JCPL TRANS SUBS	GILBERT SWITCHING STATION	35210 - Structures, Improvements	Site Improvements	\$799.46	\$590.97	\$208.49
JCP&L Jersey Central Pwr & Lht	JCPL TRANS SUBS	GILBERT SWITCHING STATION	35210 - Structures, Improvements	Site Improvements	\$1,394.26	\$651.28	\$742.98
JCP&L Jersey Central Pwr & Lht	JCPL TRANS SUBS	GILBERT SWITCHING STATION	35210 - Structures, Improvements	Building	\$2,632.21	\$2,782.14	(\$149.93)
JCP&L Jersey Central Pwr & Lht	JCPL TRANS SUBS	GILBERT SWITCHING STATION	35210 - Structures, Improvements	Site Improvements	\$4,559.63	\$2,208.69	\$2,350.94
JCP&L Jersey Central Pwr & Lht	JCPL TRANS SUBS	GILBERT SWITCHING STATION	35210 - Structures, Improvements	Building	\$5,938.43	\$2,773.93	\$3,164.50
JCP&L Jersey Central Pwr & Lht	JCPL TRANS SUBS	GILBERT SWITCHING STATION	35210 - Structures, Improvements	Building	\$12,121.43	\$11,314.80	\$806.63
JCP&L Jersey Central Pwr & Lht	JCPL TRANS SUBS	GILBERT SWITCHING STATION	35210 - Structures, Improvements	Building	\$13,599.21	\$13,128.53	\$470.68
JCP&L Jersey Central Pwr & Lht	JCPL TRANS SUBS	GILBERT SWITCHING STATION	35210 - Structures, Improvements	Building	\$56,649.41	\$25,478.05	\$31,171.36
JCP&L Jersey Central Pwr & Lht	JCPL TRANS SUBS	GILBERT SWITCHING STATION	35210 - Structures, Improvements	Building	\$116,830.16	\$36,145.20	\$80,684.96
JCP&L Jersey Central Pwr & Lht	JCPL TRANS SUBS	GILBERT SWITCHING STATION	35210 - Structures, Improvements	Site Improvements	\$581,309.46	\$179,846.93	\$401,462.53
		GILBERT SWITCHING STATION Total			\$797,509.41	\$276,281.99	\$521,227.42
JCP&L Jersey Central Pwr & Lht	JCPL SUB-TRANS SUBS	GILLETTE SUB	35210 - Structures, Improvements	Site Improvements	\$72.26	\$47.70	\$24.56
JCP&L Jersey Central Pwr & Lht	JCPL SUB-TRANS SUBS	GILLETTE SUB	35210 - Structures, Improvements	Landscaping	\$835.03	\$661.05	\$173.98
JCP&L Jersey Central Pwr & Lht	JCPL SUB-TRANS SUBS	GILLETTE SUB	35210 - Structures, Improvements	Landscaping	\$1,014.48	\$816.39	\$198.09
JCP&L Jersey Central Pwr & Lht	JCPL SUB-TRANS SUBS	GILLETTE SUB	35210 - Structures, Improvements	Building	\$1,092.32	\$864.73	\$227.59
JCP&L Jersey Central Pwr & Lht	JCPL SUB-TRANS SUBS	GILLETTE SUB	35210 - Structures, Improvements	Site Improvements	\$1,764.71	\$1,397.03	\$367.68
JCP&L Jersey Central Pwr & Lht	JCPL SUB-TRANS SUBS	GILLETTE SUB	35210 - Structures, Improvements	Site Improvements	\$1,780.07	\$998.89	\$781.18
JCP&L Jersey Central Pwr & Lht	JCPL SUB-TRANS SUBS	GILLETTE SUB	35210 - Structures, Improvements	Building	\$1,925.82	\$1,080.69	\$845.13
JCP&L Jersey Central Pwr & Lht	JCPL SUB-TRANS SUBS	GILLETTE SUB	35210 - Structures, Improvements	Landscaping	\$2,222.82	\$1,817.13	\$405.69
JCP&L Jersey Central Pwr & Lht	JCPL SUB-TRANS SUBS	GILLETTE SUB	35210 - Structures, Improvements	Site Improvements	\$4,022.81	\$3,130.65	\$892.16
JCP&L Jersey Central Pwr & Lht	JCPL SUB-TRANS SUBS	GILLETTE SUB	35210 - Structures, Improvements	Site Improvements	\$4,559.98	\$2,081.50	\$2,478.48
JCP&L Jersey Central Pwr & Lht	JCPL SUB-TRANS SUBS	GILLETTE SUB	35210 - Structures, Improvements	Yard range & protective lighting	\$4,578.69	\$3,684.63	\$894.06
JCP&L Jersey Central Pwr & Lht	JCPL SUB-TRANS SUBS	GILLETTE SUB	35210 - Structures, Improvements	Foundation	\$6,016.02	\$829.75	\$5,186.27
JCP&L Jersey Central Pwr & Lht	JCPL SUB-TRANS SUBS	GILLETTE SUB	35210 - Structures, Improvements	Building	\$6,243.01	\$4,685.01	\$1,558.00
JCP&L Jersey Central Pwr & Lht	JCPL SUB-TRANS SUBS	GILLETTE SUB	35210 - Structures, Improvements	Sanitary/Septic Sewer System	\$9,150.42	\$4,500.32	\$4,650.10
JCP&L Jersey Central Pwr & Lht	JCPL SUB-TRANS SUBS	GILLETTE SUB	35210 - Structures, Improvements	Fence	\$9,780.37	\$7,870.59	\$1,909.78
JCP&L Jersey Central Pwr & Lht	JCPL SUB-TRANS SUBS	GILLETTE SUB	35210 - Structures, Improvements	Security System	\$13,620.92	\$8,329.67	\$5,291.25
JCP&L Jersey Central Pwr & Lht	JCPL SUB-TRANS SUBS	GILLETTE SUB	35210 - Structures, Improvements	Prefab Building	\$15,784.51	\$12,702.33	\$3,082.18
JCP&L Jersey Central Pwr & Lht	JCPL SUB-TRANS SUBS	GILLETTE SUB	35210 - Structures, Improvements	Site Improvements	\$41,541.44	\$33,959.75	\$7,581.69
JCP&L Jersey Central Pwr & Lht	JCPL SUB-TRANS SUBS	GILLETTE SUB	35210 - Structures, Improvements	Site Improvements	\$48,491.73	\$40,243.91	\$8,247.82
JCP&L Jersey Central Pwr & Lht	JCPL SUB-TRANS SUBS	GILLETTE SUB	35210 - Structures, Improvements	Site Improvements	\$51,287.55	\$41,272.83	\$10,014.72
JCP&L Jersey Central Pwr & Lht	JCPL SUB-TRANS SUBS	GILLETTE SUB	35210 - Structures, Improvements	Building	\$58,755.14	\$47,282.26	\$11,472.88
		GILLETTE SUB Total			\$284,540.10	\$218,256.82	\$66,283.28
JCP&L Jersey Central Pwr & Lht	JCPL TRANS SUBS	GLEN GARDNER SUB	35210 - Structures, Improvements	Sign	\$38.72	\$28.50	\$10.22
JCP&L Jersey Central Pwr & Lht	JCPL TRANS SUBS	GLEN GARDNER SUB	35210 - Structures, Improvements	Site Improvements	\$111.57	\$75.40	\$36.17
JCP&L Jersey Central Pwr & Lht	JCPL TRANS SUBS	GLEN GARDNER SUB	35210 - Structures, Improvements	Yard Surfacing	\$1,681.21	\$92.34	\$1,588.87
JCP&L Jersey Central Pwr & Lht	JCPL TRANS SUBS	GLEN GARDNER SUB	35210 - Structures, Improvements	Site Improvements	\$2,664.11	\$1,961.02	\$703.09
JCP&L Jersey Central Pwr & Lht	JCPL TRANS SUBS	GLEN GARDNER SUB	35210 - Structures, Improvements	Building	\$4,457.87	\$3,281.38	\$1,176.49
JCP&L Jersey Central Pwr & Lht	JCPL TRANS SUBS	GLEN GARDNER SUB	35210 - Structures, Improvements	Building	\$6,339.06	\$4,284.07	\$2,054.99
JCP&L Jersey Central Pwr & Lht	JCPL TRANS SUBS	GLEN GARDNER SUB	35210 - Structures, Improvements	Landscaping	\$6,982.12	\$5,037.19	\$1,944.93

Company	Major Location	Asset Location	Utility Account	Asset Retirement Unit	Book Cost	Allocated Reserve	Net Book Value
JCP&L Jersey Central Pwr & Lht	JCPL TRANS SUBS	GLEN GARDNER SUB	35210 - Structures, Improvements	Air Conditioner Unit	\$7,712.66	\$933.41	\$6,779.25
JCP&L Jersey Central Pwr & Lht	JCPL TRANS SUBS	GLEN GARDNER SUB	35210 - Structures, Improvements	Yard Surfacing	\$16,653.80	\$2,580.85	\$14,072.95
JCP&L Jersey Central Pwr & Lht	JCPL TRANS SUBS	GLEN GARDNER SUB	35210 - Structures, Improvements	Site Improvements	\$16,980.14	\$12,981.25	\$3,998.89
JCP&L Jersey Central Pwr & Lht	JCPL TRANS SUBS	GLEN GARDNER SUB	35210 - Structures, Improvements	Building	\$31,537.51	\$24,110.29	\$7,427.22
JCP&L Jersey Central Pwr & Lht	JCPL TRANS SUBS	GLEN GARDNER SUB	35210 - Structures, Improvements	Site Improvements	\$84,246.85	\$13,055.75	\$71,191.10
JCP&L Jersey Central Pwr & Lht	JCPL TRANS SUBS	GLEN GARDNER SUB	35210 - Structures, Improvements	Fence	\$185,042.21	\$28,676.04	\$156,366.17
		GLEN GARDNER SUB Total			\$364,447.83	\$97,097.48	\$267,350.35
JCP&L Jersey Central Pwr & Lht	JCPL TRANS SUBS	GREYSTONE PARK SUB	35210 - Structures, Improvements	Site Improvements	\$309.57	\$232.32	\$77.25
JCP&L Jersey Central Pwr & Lht	JCPL TRANS SUBS	GREYSTONE PARK SUB	35210 - Structures, Improvements	Building	\$452.31	\$352.00	\$100.31
JCP&L Jersey Central Pwr & Lht	JCPL TRANS SUBS	GREYSTONE PARK SUB	35210 - Structures, Improvements	HVAC	\$511.13	\$430.36	\$80.77
JCP&L Jersey Central Pwr & Lht	JCPL TRANS SUBS	GREYSTONE PARK SUB	35210 - Structures, Improvements	Building	\$514.71	\$420.77	\$93.94
JCP&L Jersey Central Pwr & Lht	JCPL TRANS SUBS	GREYSTONE PARK SUB	35210 - Structures, Improvements	Building	\$515.29	\$379.30	\$135.99
JCP&L Jersey Central Pwr & Lht	JCPL TRANS SUBS	GREYSTONE PARK SUB	35210 - Structures, Improvements	Building	\$565.87	\$424.65	\$141.22
JCP&L Jersey Central Pwr & Lht	JCPL TRANS SUBS	GREYSTONE PARK SUB	35210 - Structures, Improvements	Site Improvements	\$822.04	\$605.10	\$216.94
JCP&L Jersey Central Pwr & Lht	JCPL TRANS SUBS	GREYSTONE PARK SUB	35210 - Structures, Improvements	Site Improvements	\$1,638.88	\$1,275.42	\$363.46
JCP&L Jersey Central Pwr & Lht	JCPL TRANS SUBS	GREYSTONE PARK SUB	35210 - Structures, Improvements	Site Improvements	\$1,778.26	\$843.23	\$935.03
JCP&L Jersey Central Pwr & Lht	JCPL TRANS SUBS	GREYSTONE PARK SUB	35210 - Structures, Improvements	Site Improvements	\$7,374.38	\$6,028.49	\$1,345.89
JCP&L Jersey Central Pwr & Lht	JCPL TRANS SUBS	GREYSTONE PARK SUB	35210 - Structures, Improvements	Air Conditioner Unit	\$7,736.32	\$936.28	\$6,800.04
JCP&L Jersey Central Pwr & Lht	JCPL TRANS SUBS	GREYSTONE PARK SUB	35210 - Structures, Improvements	Motorized Fence Gate with Controls	\$2,200.73	\$2,200.73	\$5,728.73
JCP&L Jersey Central Pwr & Lht	JCPL TRANS SUBS	GREYSTONE PARK SUB	35210 - Structures, Improvements	Fence	\$9,146.74	\$7,701.39	\$1,445.35
JCP&L Jersey Central Pwr & Lht	JCPL TRANS SUBS	GREYSTONE PARK SUB	35210 - Structures, Improvements	Prefab Building	\$9,258.63	\$7,795.59	\$1,463.04
JCP&L Jersey Central Pwr & Lht	JCPL TRANS SUBS	GREYSTONE PARK SUB	35210 - Structures, Improvements	Landscaping	\$10,458.54	\$8,805.89	\$1,652.65
JCP&L Jersey Central Pwr & Lht	JCPL TRANS SUBS	GREYSTONE PARK SUB	35210 - Structures, Improvements	Security System	\$12,161.49	\$7,636.64	\$4,524.85
JCP&L Jersey Central Pwr & Lht	JCPL TRANS SUBS	GREYSTONE PARK SUB	35210 - Structures, Improvements	Yard range & protective lighting	\$12,184.14	\$10,258.82	\$1,925.32
JCP&L Jersey Central Pwr & Lht	JCPL TRANS SUBS	GREYSTONE PARK SUB	35210 - Structures, Improvements	Site Improvements	\$15,913.92	\$12,598.25	\$3,315.67
JCP&L Jersey Central Pwr & Lht	JCPL TRANS SUBS	GREYSTONE PARK SUB	35210 - Structures, Improvements	Building	\$17,152.99	\$13,579.16	\$3,573.83
JCP&L Jersey Central Pwr & Lht	JCPL TRANS SUBS	GREYSTONE PARK SUB	35210 - Structures, Improvements	Site Improvements	\$27,717.43	\$12,159.19	\$15,558.24
JCP&L Jersey Central Pwr & Lht	JCPL TRANS SUBS	GREYSTONE PARK SUB	35210 - Structures, Improvements	Building	\$28,512.93	\$24,007.35	\$4,505.58
JCP&L Jersey Central Pwr & Lht	JCPL TRANS SUBS	GREYSTONE PARK SUB	35210 - Structures, Improvements	Building	\$51,110.55	\$19,678.23	\$31,432.32
JCP&L Jersey Central Pwr & Lht	JCPL TRANS SUBS	GREYSTONE PARK SUB	35210 - Structures, Improvements	Site Improvements	\$160,114.39	\$134,813.30	\$25,301.09
		GREYSTONE PARK SUB Total			\$383,879.97	\$273,162.45	\$110,717.52
JCP&L Jersey Central Pwr & Lht	JCPL SUB-TRANS SUBS	HIGH BRIDGE SWITCH POINT SUB	35210 - Structures, Improvements	Building	\$188.94	\$147.04	\$41.90
JCP&L Jersey Central Pwr & Lht	JCPL SUB-TRANS SUBS	HIGH BRIDGE SWITCH POINT SUB	35210 - Structures, Improvements	Prefab Building	\$1,333.53	\$1,037.79	\$295.74
		HIGH BRIDGE SWITCH POINT SUB Total			\$1,522.47	\$1,184.82	\$337.65
JCP&L Jersey Central Pwr & Lht	JCPL SUB-TRANS SUBS	HOPATCONG SWITCH POINT SUB	35210 - Structures, Improvements	Prefab Building	\$2,661.89	\$2,272.50	\$389.39
		HOPATCONG SWITCH POINT SUB Total			\$2,661.89	\$2,272.50	\$389.39
JCP&L Jersey Central Pwr & Lht	JCPL DIST SUBS	KITTATINNY DIST SUB	35210 - Structures, Improvements	Non-Unitized	(\$351.95)	(\$36.49)	(\$315.46)
		KITTATINNY DIST SUB Total			(\$351.95)	(\$36.49)	(\$315.46)
JCP&L Jersey Central Pwr & Lht	JCPL TRANS SUBS	KITTATINNY TRANS SUB	35210 - Structures, Improvements	Site Improvements	\$112.05	\$84.39	\$27.66
JCP&L Jersey Central Pwr & Lht	JCPL TRANS SUBS	KITTATINNY TRANS SUB	35210 - Structures, Improvements	Building	\$316.25	\$238.19	\$78.06
JCP&L Jersey Central Pwr & Lht	JCPL TRANS SUBS	KITTATINNY TRANS SUB	35210 - Structures, Improvements	Building	\$387.77	\$269.76	\$118.01
JCP&L Jersey Central Pwr & Lht	JCPL TRANS SUBS	KITTATINNY TRANS SUB	35210 - Structures, Improvements	HVAC	\$475.86	\$383.55	\$92.31
JCP&L Jersey Central Pwr & Lht	JCPL TRANS SUBS	KITTATINNY TRANS SUB	35210 - Structures, Improvements	Building	\$522.87	\$207.73	\$315.14
JCP&L Jersey Central Pwr & Lht	JCPL TRANS SUBS	KITTATINNY TRANS SUB	35210 - Structures, Improvements	Yard Surfacing	\$591.47	\$71.13	\$520.34
JCP&L Jersey Central Pwr & Lht	JCPL TRANS SUBS	KITTATINNY TRANS SUB	35210 - Structures, Improvements	Lighting/Power System	\$876.11	\$622.43	\$253.68
JCP&L Jersey Central Pwr & Lht	JCPL TRANS SUBS	KITTATINNY TRANS SUB	35210 - Structures, Improvements	HVAC	\$1,198.99	\$779.12	\$419.87
JCP&L Jersey Central Pwr & Lht	JCPL TRANS SUBS	KITTATINNY TRANS SUB	35210 - Structures, Improvements	Landscaping	\$1,595.99	\$1,266.06	\$329.93
JCP&L Jersey Central Pwr & Lht	JCPL TRANS SUBS	KITTATINNY TRANS SUB	35210 - Structures, Improvements	HVAC	\$1,616.41	\$919.92	\$696.49
JCP&L Jersey Central Pwr & Lht	JCPL TRANS SUBS	KITTATINNY TRANS SUB	35210 - Structures, Improvements	Landscaping	\$3,289.31	\$2,566.38	\$722.93
JCP&L Jersey Central Pwr & Lht	JCPL TRANS SUBS	KITTATINNY TRANS SUB	35210 - Structures, Improvements	Gas or Oil Supply System	\$5,386.80	\$2,422.71	\$2,964.09
JCP&L Jersey Central Pwr & Lht	JCPL TRANS SUBS	KITTATINNY TRANS SUB	35210 - Structures, Improvements	Fence	\$8,952.15	\$7,215.73	\$1,736.42
JCP&L Jersey Central Pwr & Lht	JCPL TRANS SUBS	KITTATINNY TRANS SUB	35210 - Structures, Improvements	Prefab Building	\$10,324.31	\$8,321.73	\$2,002.58
JCP&L Jersey Central Pwr & Lht	JCPL TRANS SUBS	KITTATINNY TRANS SUB	35210 - Structures, Improvements	Yard range & protective lighting	\$12,519.17	\$10,090.85	\$2,428.32
JCP&L Jersey Central Pwr & Lht	JCPL TRANS SUBS	KITTATINNY TRANS SUB	35210 - Structures, Improvements	Foundation	\$20,832.63	\$2,505.16	\$18,327.47
JCP&L Jersey Central Pwr & Lht	JCPL TRANS SUBS	KITTATINNY TRANS SUB	35210 - Structures, Improvements	Building	\$79,321.22	\$63,935.45	\$15,385.77
JCP&L Jersey Central Pwr & Lht	JCPL TRANS SUBS	KITTATINNY TRANS SUB	35210 - Structures, Improvements	Site Improvements	\$89,499.47	\$72,139.45	\$17,360.02
		KITTATINNY TRANS SUB Total			\$237,818.83	\$174,039.75	\$63,779.08
JCP&L Jersey Central Pwr & Lht	JCPL TRANS SUBS	LARRABEE SUB	35210 - Structures, Improvements	Sign	\$8.62	\$7.16	\$1.46

Company	Major Location	Asset Location	Utility Account	Asset Retirement Unit	Book Cost	Allocated Reserve	Net Book Value
JCP&L Jersey Central Pwr & Lht	JCPL TRANS SUBS	LARRABEE SUB	35210 - Structures, Improvements	Yard Surfacing	\$39.21	\$2.78	\$36.43
JCP&L Jersey Central Pwr & Lht	JCPL TRANS SUBS	LARRABEE SUB	35210 - Structures, Improvements	Lighting/Power System	\$99.49	\$72.13	\$27.36
JCP&L Jersey Central Pwr & Lht	JCPL TRANS SUBS	LARRABEE SUB	35210 - Structures, Improvements	Office Equipment	\$126.41	\$71.95	\$54.46
JCP&L Jersey Central Pwr & Lht	JCPL TRANS SUBS	LARRABEE SUB	35210 - Structures, Improvements	Kitchen	\$306.62	\$254.68	\$51.94
JCP&L Jersey Central Pwr & Lht	JCPL TRANS SUBS	LARRABEE SUB	35210 - Structures, Improvements	Prefab Building	\$315.11	\$291.37	\$23.74
JCP&L Jersey Central Pwr & Lht	JCPL TRANS SUBS	LARRABEE SUB	35210 - Structures, Improvements	HVAC	\$401.85	\$279.55	\$122.30
JCP&L Jersey Central Pwr & Lht	JCPL TRANS SUBS	LARRABEE SUB	35210 - Structures, Improvements	Driveways, Parking, Roads and Walks	\$475.45	\$358.10	\$117.35
JCP&L Jersey Central Pwr & Lht	JCPL TRANS SUBS	LARRABEE SUB	35210 - Structures, Improvements	HVAC	\$525.55	\$333.23	\$192.32
JCP&L Jersey Central Pwr & Lht	JCPL TRANS SUBS	LARRABEE SUB	35210 - Structures, Improvements	Site Improvements	\$570.60	\$473.93	\$96.67
JCP&L Jersey Central Pwr & Lht	JCPL TRANS SUBS	LARRABEE SUB	35210 - Structures, Improvements	Prefab Building	\$571.67	\$481.56	\$90.11
JCP&L Jersey Central Pwr & Lht	JCPL TRANS SUBS	LARRABEE SUB	35210 - Structures, Improvements	Lighting/Power System	\$580.94	\$395.41	\$185.53
JCP&L Jersey Central Pwr & Lht	JCPL TRANS SUBS	LARRABEE SUB	35210 - Structures, Improvements	Sanitary/Septic Sewer System	\$582.16	\$527.49	\$54.67
JCP&L Jersey Central Pwr & Lht	JCPL TRANS SUBS	LARRABEE SUB	35210 - Structures, Improvements	HVAC	\$623.97	\$424.69	\$199.28
JCP&L Jersey Central Pwr & Lht	JCPL TRANS SUBS	LARRABEE SUB	35210 - Structures, Improvements	Gas or Oil Supply System	\$645.81	\$528.58	\$117.23
JCP&L Jersey Central Pwr & Lht	JCPL TRANS SUBS	LARRABEE SUB	35210 - Structures, Improvements	HVAC	\$660.19	\$397.42	\$262.77
JCP&L Jersey Central Pwr & Lht	JCPL TRANS SUBS	LARRABEE SUB	35210 - Structures, Improvements	HVAC	\$745.74	\$675.71	\$70.03
JCP&L Jersey Central Pwr & Lht	JCPL TRANS SUBS	LARRABEE SUB	35210 - Structures, Improvements	Site Improvements	\$750.80	\$439.69	\$311.11
JCP&L Jersey Central Pwr & Lht	JCPL TRANS SUBS	LARRABEE SUB	35210 - Structures, Improvements	HVAC	\$820.21	\$506.99	\$313.22
JCP&L Jersey Central Pwr & Lht	JCPL TRANS SUBS	LARRABEE SUB	35210 - Structures, Improvements	Prefab Building	\$859.23	\$733.63	\$125.60
JCP&L Jersey Central Pwr & Lht	JCPL TRANS SUBS	LARRABEE SUB	35210 - Structures, Improvements	Building	\$875.79	\$609.25	\$266.54
JCP&L Jersey Central Pwr & Lht	JCPL TRANS SUBS	LARRABEE SUB	35210 - Structures, Improvements	Lighting/Power System	\$879.57	\$796.97	\$82.60
JCP&L Jersey Central Pwr & Lht	JCPL TRANS SUBS	LARRABEE SUB	35210 - Structures, Improvements	Building	\$916.19	\$726.79	\$189.40
JCP&L Jersey Central Pwr & Lht	JCPL TRANS SUBS	LARRABEE SUB	35210 - Structures, Improvements	Building	\$984.86	\$608.76	\$376.10
JCP&L Jersey Central Pwr & Lht	JCPL TRANS SUBS	LARRABEE SUB	35210 - Structures, Improvements	Site Improvements	\$1,130.52	\$851.49	\$279.03
JCP&L Jersey Central Pwr & Lht	JCPL TRANS SUBS	LARRABEE SUB	35210 - Structures, Improvements	Partitions	\$1,385.32	\$942.88	\$442.44
JCP&L Jersey Central Pwr & Lht	JCPL TRANS SUBS	LARRABEE SUB	35210 - Structures, Improvements	Potable Water Supply System	\$1,476.31	\$1,476.30	\$153.01
JCP&L Jersey Central Pwr & Lht	JCPL TRANS SUBS	LARRABEE SUB	35210 - Structures, Improvements	Potable Water Supply System	\$1,655.85	\$1,375.31	\$280.54
JCP&L Jersey Central Pwr & Lht	JCPL TRANS SUBS	LARRABEE SUB	35210 - Structures, Improvements	Building	\$1,755.85	\$1,195.08	\$560.77
JCP&L Jersey Central Pwr & Lht	JCPL TRANS SUBS	LARRABEE SUB	35210 - Structures, Improvements	Site Improvements	\$1,873.68	\$1,358.36	\$515.32
JCP&L Jersey Central Pwr & Lht	JCPL TRANS SUBS	LARRABEE SUB	35210 - Structures, Improvements	Gas or Oil Supply System	\$2,004.86	\$866.73	\$1,138.13
JCP&L Jersey Central Pwr & Lht	JCPL TRANS SUBS	LARRABEE SUB	35210 - Structures, Improvements	Driveways, Parking, Roads and Walks	\$2,058.93	\$1,865.58	\$193.35
JCP&L Jersey Central Pwr & Lht	JCPL TRANS SUBS	LARRABEE SUB	35210 - Structures, Improvements	Driveways, Parking, Roads and Walks	\$2,060.25	\$1,711.19	\$349.06
JCP&L Jersey Central Pwr & Lht	JCPL TRANS SUBS	LARRABEE SUB	35210 - Structures, Improvements	HVAC	\$2,229.09	\$1,268.62	\$960.47
JCP&L Jersey Central Pwr & Lht	JCPL TRANS SUBS	LARRABEE SUB	35210 - Structures, Improvements	Yard Drainage System	\$2,662.42	\$2,077.28	\$585.14
JCP&L Jersey Central Pwr & Lht	JCPL TRANS SUBS	LARRABEE SUB	35210 - Structures, Improvements	Yard range & protective lighting	\$2,828.22	\$1,466.91	\$1,361.31
JCP&L Jersey Central Pwr & Lht	JCPL TRANS SUBS	LARRABEE SUB	35210 - Structures, Improvements	Site Improvements	\$3,236.21	\$2,102.95	\$1,133.26
JCP&L Jersey Central Pwr & Lht	JCPL TRANS SUBS	LARRABEE SUB	35210 - Structures, Improvements	Site Improvements	\$3,335.19	\$2,809.47	\$525.72
JCP&L Jersey Central Pwr & Lht	JCPL TRANS SUBS	LARRABEE SUB	35210 - Structures, Improvements	Potable Water Supply System	\$4,142.77	\$3,390.74	\$752.03
JCP&L Jersey Central Pwr & Lht	JCPL TRANS SUBS	LARRABEE SUB	35210 - Structures, Improvements	HVAC	\$4,158.97	\$1,432.94	\$2,726.03
JCP&L Jersey Central Pwr & Lht	JCPL TRANS SUBS	LARRABEE SUB	35210 - Structures, Improvements	UPS	\$4,353.97	\$3,616.31	\$737.66
JCP&L Jersey Central Pwr & Lht	JCPL TRANS SUBS	LARRABEE SUB	35210 - Structures, Improvements	HVAC	\$4,913.05	\$3,700.41	\$1,212.64
JCP&L Jersey Central Pwr & Lht	JCPL TRANS SUBS	LARRABEE SUB	35210 - Structures, Improvements	Building	\$5,488.99	\$4,282.63	\$1,206.36
JCP&L Jersey Central Pwr & Lht	JCPL TRANS SUBS	LARRABEE SUB	35210 - Structures, Improvements	Lighting/Power System	\$5,599.82	\$4,217.67	\$1,382.15
JCP&L Jersey Central Pwr & Lht	JCPL TRANS SUBS	LARRABEE SUB	35210 - Structures, Improvements	HVAC	\$6,500.72	\$3,591.29	\$2,909.43
JCP&L Jersey Central Pwr & Lht	JCPL TRANS SUBS	LARRABEE SUB	35210 - Structures, Improvements	Building	\$6,767.74	\$5,778.43	\$989.31
JCP&L Jersey Central Pwr & Lht	JCPL TRANS SUBS	LARRABEE SUB	35210 - Structures, Improvements	Yard Drainage System	\$6,856.39	\$2,362.32	\$4,494.07
JCP&L Jersey Central Pwr & Lht	JCPL TRANS SUBS	LARRABEE SUB	35210 - Structures, Improvements	Building	\$7,140.79	\$6,015.21	\$1,125.58
JCP&L Jersey Central Pwr & Lht	JCPL TRANS SUBS	LARRABEE SUB	35210 - Structures, Improvements	HVAC	\$7,155.25	\$5,942.99	\$1,212.26
JCP&L Jersey Central Pwr & Lht	JCPL TRANS SUBS	LARRABEE SUB	35210 - Structures, Improvements	HVAC	\$7,182.95	\$863.76	\$6,319.19
JCP&L Jersey Central Pwr & Lht	JCPL TRANS SUBS	LARRABEE SUB	35210 - Structures, Improvements	Security System	\$7,312.90	\$4,520.24	\$2,792.66
JCP&L Jersey Central Pwr & Lht	JCPL TRANS SUBS	LARRABEE SUB	35210 - Structures, Improvements	Fence	\$8,763.44	\$7,940.50	\$822.94
JCP&L Jersey Central Pwr & Lht	JCPL TRANS SUBS	LARRABEE SUB	35210 - Structures, Improvements	Battery Charger	\$8,797.27	\$2,413.38	\$6,383.89
JCP&L Jersey Central Pwr & Lht	JCPL TRANS SUBS	LARRABEE SUB	35210 - Structures, Improvements	Prefab Building	\$9,324.34	\$8,448.73	\$875.61
JCP&L Jersey Central Pwr & Lht	JCPL TRANS SUBS	LARRABEE SUB	35210 - Structures, Improvements	Site Improvements	\$9,333.01	\$7,522.71	\$1,810.30
JCP&L Jersey Central Pwr & Lht	JCPL TRANS SUBS	LARRABEE SUB	35210 - Structures, Improvements	Site Improvements	\$9,547.92	\$8,152.20	\$1,395.72
JCP&L Jersey Central Pwr & Lht	JCPL TRANS SUBS	LARRABEE SUB	35210 - Structures, Improvements	Prefab Building	\$9,931.49	\$7,480.19	\$2,451.30
JCP&L Jersey Central Pwr & Lht	JCPL TRANS SUBS	LARRABEE SUB	35210 - Structures, Improvements	Gas or Oil Supply System	\$10,869.03	\$5,077.09	\$5,791.94
JCP&L Jersey Central Pwr & Lht	JCPL TRANS SUBS	LARRABEE SUB	35210 - Structures, Improvements	Site Improvements	\$11,012.50	\$8,592.17	\$2,420.33

Company	Major Location	Asset Location	Utility Account	Asset Retirement Unit	Book Cost	Allocated Reserve	Net Book Value
JCP&L Jersey Central Pwr & Lht	JCPL TRANS SUBS	LARRABEE SUB	35210 - Structures, Improvements	Building	\$12,117.45	\$10,064.47	\$2,052.98
JCP&L Jersey Central Pwr & Lht	JCPL TRANS SUBS	LARRABEE SUB	35210 - Structures, Improvements	Driveways, Parking, Roads and Walks	\$12,820.79	\$7,296.55	\$5,524.24
JCP&L Jersey Central Pwr & Lht	JCPL TRANS SUBS	LARRABEE SUB	35210 - Structures, Improvements	Site Improvements	\$13,050.87	\$11,825.30	\$1,225.57
JCP&L Jersey Central Pwr & Lht	JCPL TRANS SUBS	LARRABEE SUB	35210 - Structures, Improvements	Building	\$13,207.33	\$9,947.49	\$3,259.84
JCP&L Jersey Central Pwr & Lht	JCPL TRANS SUBS	LARRABEE SUB	35210 - Structures, Improvements	Lighting/Power System	\$14,163.20	\$11,763.62	\$2,399.58
JCP&L Jersey Central Pwr & Lht	JCPL TRANS SUBS	LARRABEE SUB	35210 - Structures, Improvements	Building	\$14,270.46	\$12,930.37	\$1,340.09
JCP&L Jersey Central Pwr & Lht	JCPL TRANS SUBS	LARRABEE SUB	35210 - Structures, Improvements	Yard range & protective lighting	\$15,442.04	\$9,545.03	\$5,897.01
JCP&L Jersey Central Pwr & Lht	JCPL TRANS SUBS	LARRABEE SUB	35210 - Structures, Improvements	Prefab Building	\$17,532.90	\$14,562.42	\$2,970.48
JCP&L Jersey Central Pwr & Lht	JCPL TRANS SUBS	LARRABEE SUB	35210 - Structures, Improvements	Gas or Oil Supply System	\$18,044.18	\$7,168.74	\$10,875.44
JCP&L Jersey Central Pwr & Lht	JCPL TRANS SUBS	LARRABEE SUB	35210 - Structures, Improvements	Fence	\$18,219.61	\$2,801.64	\$15,417.97
JCP&L Jersey Central Pwr & Lht	JCPL TRANS SUBS	LARRABEE SUB	35210 - Structures, Improvements	Building	\$19,139.36	\$9,271.10	\$9,868.26
JCP&L Jersey Central Pwr & Lht	JCPL TRANS SUBS	LARRABEE SUB	35210 - Structures, Improvements	Building	\$24,039.18	\$14,078.04	\$9,961.14
JCP&L Jersey Central Pwr & Lht	JCPL TRANS SUBS	LARRABEE SUB	35210 - Structures, Improvements	Building	\$27,075.38	\$21,823.62	\$5,251.76
JCP&L Jersey Central Pwr & Lht	JCPL TRANS SUBS	LARRABEE SUB	35210 - Structures, Improvements	Gas or Oil Supply System	\$28,451.05	\$9,802.58	\$18,648.47
JCP&L Jersey Central Pwr & Lht	JCPL TRANS SUBS	LARRABEE SUB	35210 - Structures, Improvements	Site Improvements	\$28,624.79	\$13,865.84	\$14,758.95
JCP&L Jersey Central Pwr & Lht	JCPL TRANS SUBS	LARRABEE SUB	35210 - Structures, Improvements	Building	\$32,408.61	\$8,325.09	\$24,083.52
JCP&L Jersey Central Pwr & Lht	JCPL TRANS SUBS	LARRABEE SUB	35210 - Structures, Improvements	Building	\$44,520.11	\$15,339.04	\$29,181.07
JCP&L Jersey Central Pwr & Lht	JCPL TRANS SUBS	LARRABEE SUB	35210 - Structures, Improvements	Site Improvements	\$48,510.92	\$25,161.05	\$23,349.87
JCP&L Jersey Central Pwr & Lht	JCPL TRANS SUBS	LARRABEE SUB	35210 - Structures, Improvements	Site Improvements	\$59,879.10	\$20,630.85	\$39,248.25
JCP&L Jersey Central Pwr & Lht	JCPL TRANS SUBS	LARRABEE SUB	35210 - Structures, Improvements	Fence	\$61,696.81	\$29,885.91	\$31,810.90
JCP&L Jersey Central Pwr & Lht	JCPL TRANS SUBS	LARRABEE SUB	35210 - Structures, Improvements	Yard Surfacing	\$66,462.37	\$10,219.97	\$56,242.40
JCP&L Jersey Central Pwr & Lht	JCPL TRANS SUBS	LARRABEE SUB	35210 - Structures, Improvements	Gas or Oil Supply System	\$204,525.39	\$99,072.03	\$105,453.36
		LARRABEE SUB Total			\$992,566.95	\$512,088.61	\$480,478.34
JCP&L Jersey Central Pwr & Lht	JCPL SUB-TRANS SUBS	LEISURE VILLAGE SUB	35210 - Structures, Improvements	Non-Unitized	\$7.82	\$0.81	\$7.01
JCP&L Jersey Central Pwr & Lht	JCPL SUB-TRANS SUBS	LEISURE VILLAGE SUB	35210 - Structures, Improvements	HVAC	\$392.44	\$288.87	\$103.57
JCP&L Jersey Central Pwr & Lht	JCPL SUB-TRANS SUBS	LEISURE VILLAGE SUB	35210 - Structures, Improvements	Yard Surfacing	\$766.47	\$79.93	\$686.54
JCP&L Jersey Central Pwr & Lht	JCPL SUB-TRANS SUBS	LEISURE VILLAGE SUB	35210 - Structures, Improvements	Lighting/Power System	\$1,675.86	\$1,233.58	\$442.28
JCP&L Jersey Central Pwr & Lht	JCPL SUB-TRANS SUBS	LEISURE VILLAGE SUB	35210 - Structures, Improvements	Yard range & protective lighting	\$4,712.44	\$3,468.77	\$1,243.67
JCP&L Jersey Central Pwr & Lht	JCPL SUB-TRANS SUBS	LEISURE VILLAGE SUB	35210 - Structures, Improvements	Driveways, Parking, Roads and Walks	\$9,715.67	\$3,740.66	\$5,975.01
JCP&L Jersey Central Pwr & Lht	JCPL SUB-TRANS SUBS	LEISURE VILLAGE SUB	35210 - Structures, Improvements	Prefab Building	\$12,087.57	\$8,897.51	\$3,190.06
JCP&L Jersey Central Pwr & Lht	JCPL SUB-TRANS SUBS	LEISURE VILLAGE SUB	35210 - Structures, Improvements	Fence	\$14,826.28	\$10,913.43	\$3,912.85
JCP&L Jersey Central Pwr & Lht	JCPL SUB-TRANS SUBS	LEISURE VILLAGE SUB	35210 - Structures, Improvements	Building	\$23,859.84	\$13,389.04	\$10,470.80
JCP&L Jersey Central Pwr & Lht	JCPL SUB-TRANS SUBS	LEISURE VILLAGE SUB	35210 - Structures, Improvements	Fence	\$24,914.87	\$13,981.07	\$10,933.80
JCP&L Jersey Central Pwr & Lht	JCPL SUB-TRANS SUBS	LEISURE VILLAGE SUB	35210 - Structures, Improvements	Building	\$40,568.60	\$28,661.80	\$11,906.80
JCP&L Jersey Central Pwr & Lht	JCPL SUB-TRANS SUBS	LEISURE VILLAGE SUB	35210 - Structures, Improvements	Site Improvements	\$44,983.36	\$33,111.67	\$11,871.69
JCP&L Jersey Central Pwr & Lht	JCPL SUB-TRANS SUBS	LEISURE VILLAGE SUB	35210 - Structures, Improvements	Building	\$48,789.62	\$35,913.40	\$12,876.22
JCP&L Jersey Central Pwr & Lht	JCPL SUB-TRANS SUBS	LEISURE VILLAGE SUB	35210 - Structures, Improvements	Spill and Leakage System	\$65,283.80	\$36,634.24	\$28,649.56
JCP&L Jersey Central Pwr & Lht	JCPL SUB-TRANS SUBS	LEISURE VILLAGE SUB	35210 - Structures, Improvements	Site Improvements	\$102,448.58	\$57,489.39	\$44,959.19
		LEISURE VILLAGE SUB Total			\$395,033.22	\$247,804.18	\$147,229.04
JCP&L Jersey Central Pwr & Lht	JCPL SUB-TRANS SUBS	LIVINGSTON SWITCH POINT SUB	35210 - Structures, Improvements	Building	\$440.49	\$348.71	\$91.78
JCP&L Jersey Central Pwr & Lht	JCPL SUB-TRANS SUBS	LIVINGSTON SWITCH POINT SUB	35210 - Structures, Improvements	Prefab Building	\$451.73	\$400.59	\$51.14
JCP&L Jersey Central Pwr & Lht	JCPL SUB-TRANS SUBS	LIVINGSTON SWITCH POINT SUB	35210 - Structures, Improvements	Prefab Building	\$509.65	\$403.46	\$106.19
JCP&L Jersey Central Pwr & Lht	JCPL SUB-TRANS SUBS	LIVINGSTON SWITCH POINT SUB	35210 - Structures, Improvements	Fence	\$2,339.92	\$1,852.39	\$487.53
JCP&L Jersey Central Pwr & Lht	JCPL SUB-TRANS SUBS	LIVINGSTON SWITCH POINT SUB	35210 - Structures, Improvements	Site Improvements	\$11,142.05	\$8,820.60	\$2,321.45
		LIVINGSTON SWITCH POINT SUB Total			\$14,883.84	\$11,825.75	\$3,058.09
JCP&L Jersey Central Pwr & Lht	JCPL SUB-TRANS SUBS	MANCHESTER SUB	35210 - Structures, Improvements	Motorized Fence Gate with Controls	\$4,493.46	\$468.59	\$4,024.87
JCP&L Jersey Central Pwr & Lht	JCPL SUB-TRANS SUBS	MANCHESTER SUB	35210 - Structures, Improvements	Culvert	\$7,933.88	\$827.36	\$7,106.52
JCP&L Jersey Central Pwr & Lht	JCPL SUB-TRANS SUBS	MANCHESTER SUB	35210 - Structures, Improvements	Driveway	\$20,057.53	\$2,091.63	\$17,965.90
JCP&L Jersey Central Pwr & Lht	JCPL SUB-TRANS SUBS	MANCHESTER SUB	35210 - Structures, Improvements	Fence	\$96,192.50	\$10,031.14	\$86,161.36
JCP&L Jersey Central Pwr & Lht	JCPL SUB-TRANS SUBS	MANCHESTER SUB	35210 - Structures, Improvements	Landscaping	\$100,349.94	\$10,464.69	\$89,885.25
JCP&L Jersey Central Pwr & Lht	JCPL SUB-TRANS SUBS	MANCHESTER SUB	35210 - Structures, Improvements	Yard Surfacing	\$113,006.26	\$11,784.52	\$101,221.74
JCP&L Jersey Central Pwr & Lht	JCPL SUB-TRANS SUBS	MANCHESTER SUB	35210 - Structures, Improvements	Pit	\$154,744.45	\$16,137.06	\$138,607.39
JCP&L Jersey Central Pwr & Lht	JCPL SUB-TRANS SUBS	MANCHESTER SUB	35210 - Structures, Improvements	Site Improvements	\$522,785.28	\$54,517.09	\$468,268.19
		MANCHESTER SUB Total			\$1,019,563.30	\$106,322.08	\$913,241.22
JCP&L Jersey Central Pwr & Lht	JCPL TRANS SUBS	MANITOU SUB	35210 - Structures, Improvements	Sign	\$8.62	\$7.16	\$1.46
JCP&L Jersey Central Pwr & Lht	JCPL TRANS SUBS	MANITOU SUB	35210 - Structures, Improvements	Site Improvements	\$158.59	\$133.59	\$25.00
JCP&L Jersey Central Pwr & Lht	JCPL TRANS SUBS	MANITOU SUB	35210 - Structures, Improvements	Fence	\$506.24	\$367.01	\$139.23
JCP&L Jersey Central Pwr & Lht	JCPL TRANS SUBS	MANITOU SUB	35210 - Structures, Improvements	Building	\$535.33	\$450.95	\$84.38

Company	Major Location	Asset Location	Utility Account	Asset Retirement Unit	Book Cost	Allocated Reserve	Net Book Value
JCP&L Jersey Central Pwr & Lht	JCPL TRANS SUBS	MANITOU SUB	35210 - Structures, Improvements	Potable Water Supply System	\$552.86	\$478.19	\$74.67
JCP&L Jersey Central Pwr & Lht	JCPL TRANS SUBS	MANITOU SUB	35210 - Structures, Improvements	Building	\$628.61	\$437.30	\$191.31
JCP&L Jersey Central Pwr & Lht	JCPL TRANS SUBS	MANITOU SUB	35210 - Structures, Improvements	Fence	\$720.84	\$324.20	\$396.64
JCP&L Jersey Central Pwr & Lht	JCPL TRANS SUBS	MANITOU SUB	35210 - Structures, Improvements	Prefab Building	\$730.89	\$508.45	\$222.44
JCP&L Jersey Central Pwr & Lht	JCPL TRANS SUBS	MANITOU SUB	35210 - Structures, Improvements	Site Improvements	\$733.05	\$464.81	\$268.24
JCP&L Jersey Central Pwr & Lht	JCPL TRANS SUBS	MANITOU SUB	35210 - Structures, Improvements	Sanitary/Septic Sewer System	\$893.38	\$772.73	\$120.65
JCP&L Jersey Central Pwr & Lht	JCPL TRANS SUBS	MANITOU SUB	35210 - Structures, Improvements	Building	\$928.49	\$673.12	\$255.37
JCP&L Jersey Central Pwr & Lht	JCPL TRANS SUBS	MANITOU SUB	35210 - Structures, Improvements	Cable, Wiring & Conduit	\$1,087.37	\$803.80	\$283.57
JCP&L Jersey Central Pwr & Lht	JCPL TRANS SUBS	MANITOU SUB	35210 - Structures, Improvements	Building	\$1,149.86	\$747.20	\$402.66
JCP&L Jersey Central Pwr & Lht	JCPL TRANS SUBS	MANITOU SUB	35210 - Structures, Improvements	Fence	\$1,649.88	\$770.69	\$879.19
JCP&L Jersey Central Pwr & Lht	JCPL TRANS SUBS	MANITOU SUB	35210 - Structures, Improvements	Lighting/Power System	\$2,014.50	\$1,179.75	\$834.75
JCP&L Jersey Central Pwr & Lht	JCPL TRANS SUBS	MANITOU SUB	35210 - Structures, Improvements	Fence	\$2,116.83	\$1,025.39	\$1,091.44
JCP&L Jersey Central Pwr & Lht	JCPL TRANS SUBS	MANITOU SUB	35210 - Structures, Improvements	Fence	\$2,800.69	\$1,948.33	\$852.36
JCP&L Jersey Central Pwr & Lht	JCPL TRANS SUBS	MANITOU SUB	35210 - Structures, Improvements	Roof	\$2,827.35	\$200.81	\$2,626.54
JCP&L Jersey Central Pwr & Lht	JCPL TRANS SUBS	MANITOU SUB	35210 - Structures, Improvements	Fence	\$3,284.53	\$2,185.32	\$1,099.21
JCP&L Jersey Central Pwr & Lht	JCPL TRANS SUBS	MANITOU SUB	35210 - Structures, Improvements	Site Improvements	\$4,371.63	\$3,041.17	\$1,330.46
JCP&L Jersey Central Pwr & Lht	JCPL TRANS SUBS	MANITOU SUB	35210 - Structures, Improvements	Fence	\$5,424.36	\$4,691.78	\$732.58
JCP&L Jersey Central Pwr & Lht	JCPL TRANS SUBS	MANITOU SUB	35210 - Structures, Improvements	Lighting/Power System	\$5,610.44	\$4,852.73	\$757.71
JCP&L Jersey Central Pwr & Lht	JCPL TRANS SUBS	MANITOU SUB	35210 - Structures, Improvements	Building	\$6,856.85	\$4,127.65	\$2,729.20
JCP&L Jersey Central Pwr & Lht	JCPL TRANS SUBS	MANITOU SUB	35210 - Structures, Improvements	Yard range & protective lighting	\$7,358.37	\$5,642.72	\$1,715.65
JCP&L Jersey Central Pwr & Lht	JCPL TRANS SUBS	MANITOU SUB	35210 - Structures, Improvements	Building	\$7,394.34	\$4,919.71	\$2,474.63
JCP&L Jersey Central Pwr & Lht	JCPL TRANS SUBS	MANITOU SUB	35210 - Structures, Improvements	Building	\$7,671.07	\$6,635.06	\$1,036.01
JCP&L Jersey Central Pwr & Lht	JCPL TRANS SUBS	MANITOU SUB	35210 - Structures, Improvements	Gas or Oil Supply System	\$8,177.14	\$3,392.06	\$4,785.08
JCP&L Jersey Central Pwr & Lht	JCPL TRANS SUBS	MANITOU SUB	35210 - Structures, Improvements	Site Improvements	\$9,184.69	\$6,110.90	\$3,073.79
JCP&L Jersey Central Pwr & Lht	JCPL TRANS SUBS	MANITOU SUB	35210 - Structures, Improvements	Building	\$9,570.22	\$6,068.25	\$3,501.97
JCP&L Jersey Central Pwr & Lht	JCPL TRANS SUBS	MANITOU SUB	35210 - Structures, Improvements	Prefab Building	\$10,856.46	\$9,390.25	\$1,466.21
JCP&L Jersey Central Pwr & Lht	JCPL TRANS SUBS	MANITOU SUB	35210 - Structures, Improvements	Site Improvements	\$17,449.12	\$9,639.66	\$7,809.46
JCP&L Jersey Central Pwr & Lht	JCPL TRANS SUBS	MANITOU SUB	35210 - Structures, Improvements	Building	\$20,009.93	\$16,128.65	\$3,881.28
JCP&L Jersey Central Pwr & Lht	JCPL TRANS SUBS	MANITOU SUB	35210 - Structures, Improvements	Building	\$24,199.25	\$18,557.02	\$5,642.23
JCP&L Jersey Central Pwr & Lht	JCPL TRANS SUBS	MANITOU SUB	35210 - Structures, Improvements	Site Improvements	\$26,040.72	\$20,989.66	\$5,051.06
JCP&L Jersey Central Pwr & Lht	JCPL TRANS SUBS	MANITOU SUB	35210 - Structures, Improvements	Site Improvements	\$27,561.63	\$23,839.32	\$3,722.31
JCP&L Jersey Central Pwr & Lht	JCPL TRANS SUBS	MANITOU SUB	35210 - Structures, Improvements	Fence	\$54,552.91	\$21,673.24	\$32,879.67
JCP&L Jersey Central Pwr & Lht	JCPL TRANS SUBS	MANITOU SUB	35210 - Structures, Improvements	HVAC	\$59,665.82	\$19,507.93	\$40,157.89
JCP&L Jersey Central Pwr & Lht	JCPL TRANS SUBS	MANITOU SUB	35210 - Structures, Improvements	Sanitary/Septic Sewer System	\$63,121.54	\$28,388.89	\$34,732.65
JCP&L Jersey Central Pwr & Lht	JCPL TRANS SUBS	MANITOU SUB	35210 - Structures, Improvements	Substructure	\$76,543.77	\$6,680.73	\$69,863.04
JCP&L Jersey Central Pwr & Lht	JCPL TRANS SUBS	MANITOU SUB	35210 - Structures, Improvements	Site Improvements	\$103,651.82	\$41,179.66	\$62,472.16
JCP&L Jersey Central Pwr & Lht	JCPL TRANS SUBS	MANITOU SUB	35210 - Structures, Improvements	Prefab Building	\$148,974.75	\$59,185.93	\$89,788.82
JCP&L Jersey Central Pwr & Lht	JCPL TRANS SUBS	MANITOU SUB	35210 - Structures, Improvements	Building	\$375,603.75	\$149,222.99	\$226,380.76
JCP&L Jersey Central Pwr & Lht	JCPL TRANS SUBS	MANITOU SUB Total			\$1,103,178.49	\$487,344.77	\$615,833.72
JCP&L Jersey Central Pwr & Lht	JCPL SUB-TRANS SUBS	MERCK SUBTRAN SUB	35210 - Structures, Improvements	Switch	\$19,040.22	\$7,672.07	\$11,368.15
JCP&L Jersey Central Pwr & Lht	JCPL SUB-TRANS SUBS	MERCK SUBTRAN SUB Total			\$19,040.22	\$7,672.07	\$11,368.15
JCP&L Jersey Central Pwr & Lht	JCPL TRANS SUBS	MIDDLESEX SWITCH POINT SUB	35210 - Structures, Improvements	Landscaping	\$131.75	\$101.03	\$30.72
JCP&L Jersey Central Pwr & Lht	JCPL TRANS SUBS	MIDDLESEX SWITCH POINT SUB	35210 - Structures, Improvements	Yard range & protective lighting	\$153.28	\$117.54	\$35.74
JCP&L Jersey Central Pwr & Lht	JCPL TRANS SUBS	MIDDLESEX SWITCH POINT SUB	35210 - Structures, Improvements	Prefab Building	\$1,540.16	\$1,181.06	\$359.10
JCP&L Jersey Central Pwr & Lht	JCPL TRANS SUBS	MIDDLESEX SWITCH POINT SUB	35210 - Structures, Improvements	Fence	\$3,774.36	\$2,894.35	\$880.01
JCP&L Jersey Central Pwr & Lht	JCPL TRANS SUBS	MIDDLESEX SWITCH POINT SUB	35210 - Structures, Improvements	Driveways, Parking, Roads and Walks	\$4,608.95	\$3,534.34	\$1,074.61
JCP&L Jersey Central Pwr & Lht	JCPL TRANS SUBS	MIDDLESEX SWITCH POINT SUB	35210 - Structures, Improvements	Site Improvements	\$11,135.87	\$8,539.46	\$2,596.41
JCP&L Jersey Central Pwr & Lht	JCPL TRANS SUBS	MIDDLESEX SWITCH POINT SUB	35210 - Structures, Improvements	Building	\$33,148.02	\$25,419.32	\$7,728.70
JCP&L Jersey Central Pwr & Lht	JCPL TRANS SUBS	MIDDLESEX SWITCH POINT SUB Total			\$54,492.39	\$41,787.10	\$12,705.29
JCP&L Jersey Central Pwr & Lht	JCPL TRANS SUBS	MONTVILLE SUB	35210 - Structures, Improvements	Site Improvements	\$111.28	\$82.26	\$29.02
JCP&L Jersey Central Pwr & Lht	JCPL TRANS SUBS	MONTVILLE SUB	35210 - Structures, Improvements	Building	\$262.76	\$194.23	\$68.53
JCP&L Jersey Central Pwr & Lht	JCPL TRANS SUBS	MONTVILLE SUB	35210 - Structures, Improvements	Building	\$504.24	\$358.23	\$146.01
JCP&L Jersey Central Pwr & Lht	JCPL TRANS SUBS	MONTVILLE SUB	35210 - Structures, Improvements	Landscaping	\$633.61	\$485.88	\$147.73
JCP&L Jersey Central Pwr & Lht	JCPL TRANS SUBS	MONTVILLE SUB	35210 - Structures, Improvements	Building	\$2,908.90	\$2,230.67	\$678.23
JCP&L Jersey Central Pwr & Lht	JCPL TRANS SUBS	MONTVILLE SUB	35210 - Structures, Improvements	HVAC	\$3,134.27	\$2,486.35	\$647.92
JCP&L Jersey Central Pwr & Lht	JCPL TRANS SUBS	MONTVILLE SUB	35210 - Structures, Improvements	Site Improvements	\$6,479.26	\$4,004.96	\$2,474.30
JCP&L Jersey Central Pwr & Lht	JCPL TRANS SUBS	MONTVILLE SUB	35210 - Structures, Improvements	Landscaping	\$6,880.53	\$5,458.19	\$1,422.34
JCP&L Jersey Central Pwr & Lht	JCPL TRANS SUBS	MONTVILLE SUB	35210 - Structures, Improvements	Fence	\$11,350.50	\$9,004.12	\$2,346.38

Company	Major Location	Asset Location	Utility Account	Asset Retirement Unit	Book Cost	Allocated Reserve	Net Book Value
JCP&L Jersey Central Pwr & Lht	JCPL TRANS SUBS	MONTVILLE SUB	35210 - Structures, Improvements	Prefab Building	\$11,381.80	\$9,028.94	\$2,352.86
JCP&L Jersey Central Pwr & Lht	JCPL TRANS SUBS	MONTVILLE SUB	35210 - Structures, Improvements	Site Improvements	\$11,804.51	\$9,052.20	\$2,752.31
JCP&L Jersey Central Pwr & Lht	JCPL TRANS SUBS	MONTVILLE SUB	35210 - Structures, Improvements	Security System	\$14,523.07	\$8,742.51	\$5,780.56
JCP&L Jersey Central Pwr & Lht	JCPL TRANS SUBS	MONTVILLE SUB	35210 - Structures, Improvements	Gas or Oil Supply System	\$29,490.95	\$13,263.54	\$16,227.41
JCP&L Jersey Central Pwr & Lht	JCPL TRANS SUBS	MONTVILLE SUB	35210 - Structures, Improvements	Building	\$32,757.34	\$25,985.72	\$6,771.62
JCP&L Jersey Central Pwr & Lht	JCPL TRANS SUBS	MONTVILLE SUB	35210 - Structures, Improvements	Site Improvements	\$135,564.50	\$107,540.51	\$28,023.99
MONTVILLE SUB Total					\$267,787.52	\$197,918.32	\$69,869.20
JCP&L Jersey Central Pwr & Lht	JCPL SUB-TRANS SUBS	MORRIS PARK SUB	35210 - Structures, Improvements	Storage Equipment	\$126.05	\$96.37	\$29.68
JCP&L Jersey Central Pwr & Lht	JCPL SUB-TRANS SUBS	MORRIS PARK SUB	35210 - Structures, Improvements	Waste Water Treatment System	\$345.86	\$259.55	\$86.31
JCP&L Jersey Central Pwr & Lht	JCPL SUB-TRANS SUBS	MORRIS PARK SUB	35210 - Structures, Improvements	HVAC	\$449.43	\$324.24	\$125.19
JCP&L Jersey Central Pwr & Lht	JCPL SUB-TRANS SUBS	MORRIS PARK SUB	35210 - Structures, Improvements	Yard range & protective lighting	\$535.29	\$318.46	\$216.83
JCP&L Jersey Central Pwr & Lht	JCPL SUB-TRANS SUBS	MORRIS PARK SUB	35210 - Structures, Improvements	Dock, Loading	\$560.00	\$428.12	\$131.88
JCP&L Jersey Central Pwr & Lht	JCPL SUB-TRANS SUBS	MORRIS PARK SUB	35210 - Structures, Improvements	Building	\$590.57	\$417.24	\$173.33
JCP&L Jersey Central Pwr & Lht	JCPL SUB-TRANS SUBS	MORRIS PARK SUB	35210 - Structures, Improvements	Fence	\$1,019.24	\$337.55	\$681.69
JCP&L Jersey Central Pwr & Lht	JCPL SUB-TRANS SUBS	MORRIS PARK SUB	35210 - Structures, Improvements	Potable Water Supply System	\$1,767.88	\$931.23	\$836.65
JCP&L Jersey Central Pwr & Lht	JCPL SUB-TRANS SUBS	MORRIS PARK SUB	35210 - Structures, Improvements	Yard Drainage System	\$2,090.37	\$1,598.08	\$492.29
JCP&L Jersey Central Pwr & Lht	JCPL SUB-TRANS SUBS	MORRIS PARK SUB	35210 - Structures, Improvements	Driveways, Parking, Roads and Walks	\$3,370.25	\$2,480.80	\$889.45
JCP&L Jersey Central Pwr & Lht	JCPL SUB-TRANS SUBS	MORRIS PARK SUB	35210 - Structures, Improvements	Gas or Oil Supply System	\$3,678.55	\$1,744.32	\$1,934.23
JCP&L Jersey Central Pwr & Lht	JCPL SUB-TRANS SUBS	MORRIS PARK SUB	35210 - Structures, Improvements	Fence	\$5,456.58	\$2,968.50	\$2,488.08
JCP&L Jersey Central Pwr & Lht	JCPL SUB-TRANS SUBS	MORRIS PARK SUB	35210 - Structures, Improvements	Building	\$7,159.39	\$3,140.71	\$4,018.68
JCP&L Jersey Central Pwr & Lht	JCPL SUB-TRANS SUBS	MORRIS PARK SUB	35210 - Structures, Improvements	Yard range & protective lighting	\$7,447.33	\$5,693.45	\$1,753.88
JCP&L Jersey Central Pwr & Lht	JCPL SUB-TRANS SUBS	MORRIS PARK SUB	35210 - Structures, Improvements	Driveways, Parking, Roads and Walks	\$8,215.42	\$6,280.65	\$1,934.77
JCP&L Jersey Central Pwr & Lht	JCPL SUB-TRANS SUBS	MORRIS PARK SUB	35210 - Structures, Improvements	Building	\$8,409.63	\$2,935.97	\$5,473.66
JCP&L Jersey Central Pwr & Lht	JCPL SUB-TRANS SUBS	MORRIS PARK SUB	35210 - Structures, Improvements	Waste Water Treatment System	\$11,197.80	\$8,242.56	\$2,955.24
JCP&L Jersey Central Pwr & Lht	JCPL SUB-TRANS SUBS	MORRIS PARK SUB	35210 - Structures, Improvements	Fence	\$11,239.79	\$8,592.77	\$2,647.02
JCP&L Jersey Central Pwr & Lht	JCPL SUB-TRANS SUBS	MORRIS PARK SUB	35210 - Structures, Improvements	Partitions	\$12,608.21	\$9,638.92	\$2,969.29
JCP&L Jersey Central Pwr & Lht	JCPL SUB-TRANS SUBS	MORRIS PARK SUB	35210 - Structures, Improvements	Landscaping	\$13,141.36	\$10,046.52	\$3,094.84
JCP&L Jersey Central Pwr & Lht	JCPL SUB-TRANS SUBS	MORRIS PARK SUB	35210 - Structures, Improvements	Potable Water Supply System	\$15,843.25	\$12,112.10	\$3,731.15
JCP&L Jersey Central Pwr & Lht	JCPL SUB-TRANS SUBS	MORRIS PARK SUB	35210 - Structures, Improvements	HVAC	\$21,182.41	\$16,193.86	\$4,988.55
JCP&L Jersey Central Pwr & Lht	JCPL SUB-TRANS SUBS	MORRIS PARK SUB	35210 - Structures, Improvements	Lighting/Power System	\$26,150.65	\$19,992.06	\$6,158.59
JCP&L Jersey Central Pwr & Lht	JCPL SUB-TRANS SUBS	MORRIS PARK SUB	35210 - Structures, Improvements	Site Improvements	\$47,437.17	\$36,265.52	\$11,171.65
JCP&L Jersey Central Pwr & Lht	JCPL SUB-TRANS SUBS	MORRIS PARK SUB	35210 - Structures, Improvements	Fence	\$48,931.02	\$18,839.07	\$30,091.95
JCP&L Jersey Central Pwr & Lht	JCPL SUB-TRANS SUBS	MORRIS PARK SUB	35210 - Structures, Improvements	Prefab Building	\$79,738.84	\$60,959.99	\$18,778.85
JCP&L Jersey Central Pwr & Lht	JCPL SUB-TRANS SUBS	MORRIS PARK SUB	35210 - Structures, Improvements	Building	\$82,025.90	\$62,708.45	\$19,317.45
JCP&L Jersey Central Pwr & Lht	JCPL SUB-TRANS SUBS	MORRIS PARK SUB	35210 - Structures, Improvements	Site Improvements	\$148,373.69	\$49,138.27	\$99,235.42
MORRIS PARK SUB Total					\$569,091.93	\$342,685.33	\$226,406.60
JCP&L Jersey Central Pwr & Lht	JCPL SUB-TRANS SUBS	MORRISTOWN SUB	35210 - Structures, Improvements	Sign	\$45.01	\$37.89	\$7.12
JCP&L Jersey Central Pwr & Lht	JCPL SUB-TRANS SUBS	MORRISTOWN SUB	35210 - Structures, Improvements	Site Improvements	\$126.72	\$85.64	\$41.08
JCP&L Jersey Central Pwr & Lht	JCPL SUB-TRANS SUBS	MORRISTOWN SUB	35210 - Structures, Improvements	Site Improvements	\$372.01	\$396.29	(\$24.28)
JCP&L Jersey Central Pwr & Lht	JCPL SUB-TRANS SUBS	MORRISTOWN SUB	35210 - Structures, Improvements	Yard range & protective lighting	\$2,390.64	\$1,461.96	\$928.68
JCP&L Jersey Central Pwr & Lht	JCPL SUB-TRANS SUBS	MORRISTOWN SUB	35210 - Structures, Improvements	Yard Surfacing	\$3,466.24	\$419.50	\$3,046.74
JCP&L Jersey Central Pwr & Lht	JCPL SUB-TRANS SUBS	MORRISTOWN SUB	35210 - Structures, Improvements	Site Improvements	\$4,851.48	\$4,400.72	\$450.76
JCP&L Jersey Central Pwr & Lht	JCPL SUB-TRANS SUBS	MORRISTOWN SUB	35210 - Structures, Improvements	Driveways, Parking, Roads and Walks	\$5,075.24	\$3,103.68	\$1,971.56
JCP&L Jersey Central Pwr & Lht	JCPL SUB-TRANS SUBS	MORRISTOWN SUB	35210 - Structures, Improvements	Fence	\$5,269.05	\$2,311.45	\$2,957.60
JCP&L Jersey Central Pwr & Lht	JCPL SUB-TRANS SUBS	MORRISTOWN SUB	35210 - Structures, Improvements	Air Conditioner Unit	\$7,735.10	\$936.13	\$6,798.97
JCP&L Jersey Central Pwr & Lht	JCPL SUB-TRANS SUBS	MORRISTOWN SUB	35210 - Structures, Improvements	Site Improvements	\$14,929.04	\$11,818.57	\$3,110.47
JCP&L Jersey Central Pwr & Lht	JCPL SUB-TRANS SUBS	MORRISTOWN SUB	35210 - Structures, Improvements	Site Improvements	\$32,232.19	\$19,711.11	\$12,521.08
JCP&L Jersey Central Pwr & Lht	JCPL SUB-TRANS SUBS	MORRISTOWN SUB	35210 - Structures, Improvements	Building	\$39,737.32	\$18,138.95	\$21,598.37
JCP&L Jersey Central Pwr & Lht	JCPL SUB-TRANS SUBS	MORRISTOWN SUB	35210 - Structures, Improvements	Prefab Building	\$50,864.28	\$31,105.29	\$19,758.99
JCP&L Jersey Central Pwr & Lht	JCPL SUB-TRANS SUBS	MORRISTOWN SUB	35210 - Structures, Improvements	Fence	\$54,567.19	\$15,144.46	\$39,422.73
JCP&L Jersey Central Pwr & Lht	JCPL SUB-TRANS SUBS	MORRISTOWN SUB	35210 - Structures, Improvements	Building	\$58,200.28	\$35,591.51	\$22,608.77
JCP&L Jersey Central Pwr & Lht	JCPL SUB-TRANS SUBS	MORRISTOWN SUB	35210 - Structures, Improvements	Wall, Retaining, Abuse, Miscellaneo	\$1,217,884.58	\$167,974.43	\$1,049,910.15
MORRISTOWN SUB Total					\$1,497,746.37	\$312,637.59	\$1,185,108.78
JCP&L Jersey Central Pwr & Lht	JCPL SUB-TRANS SUBS	NEJESCO SUB	35210 - Structures, Improvements	Lighting/Power System	\$354.37	\$255.66	\$98.71
JCP&L Jersey Central Pwr & Lht	JCPL SUB-TRANS SUBS	NEJESCO SUB	35210 - Structures, Improvements	HVAC	\$1,410.55	\$1,017.63	\$392.92
JCP&L Jersey Central Pwr & Lht	JCPL SUB-TRANS SUBS	NEJESCO SUB	35210 - Structures, Improvements	Gas or Oil Supply System	\$2,060.28	\$976.96	\$1,083.32
JCP&L Jersey Central Pwr & Lht	JCPL SUB-TRANS SUBS	NEJESCO SUB	35210 - Structures, Improvements	Building	\$2,442.00	\$1,688.15	\$753.85
JCP&L Jersey Central Pwr & Lht	JCPL SUB-TRANS SUBS	NEJESCO SUB	35210 - Structures, Improvements	Yard range & protective lighting	\$2,810.47	\$2,027.59	\$782.88

Company	Major Location	Asset Location	Utility Account	Asset Retirement Unit	Book Cost	Allocated Reserve	Net Book Value
JCP&L Jersey Central Pwr & Lht	JCPL SUB-TRANS SUBS	NEJESCO SUB	35210 - Structures, Improvements	Building	\$4,104.52	\$2,773.92	\$1,330.60
JCP&L Jersey Central Pwr & Lht	JCPL SUB-TRANS SUBS	NEJESCO SUB	35210 - Structures, Improvements	Fence	\$8,415.38	\$6,071.20	\$2,344.18
JCP&L Jersey Central Pwr & Lht	JCPL SUB-TRANS SUBS	NEJESCO SUB	35210 - Structures, Improvements	Site Improvements	\$3,167.94	\$3,167.05	\$5,460.89
JCP&L Jersey Central Pwr & Lht	JCPL SUB-TRANS SUBS	NEJESCO SUB	35210 - Structures, Improvements	Prefab Building	\$9,508.08	\$6,859.52	\$2,648.56
JCP&L Jersey Central Pwr & Lht	JCPL SUB-TRANS SUBS	NEJESCO SUB	35210 - Structures, Improvements	Site Improvements	\$15,616.34	\$11,266.26	\$4,350.08
JCP&L Jersey Central Pwr & Lht	JCPL SUB-TRANS SUBS	NEJESCO SUB	35210 - Structures, Improvements	Building	\$23,030.46	\$16,615.12	\$6,415.34
		NEJESCO SUB Total			\$78,380.39	\$52,719.05	\$25,661.34
JCP&L Jersey Central Pwr & Lht	JCPL SUB-TRANS SUBS	NEWTON SUBTRAN SUB	35210 - Structures, Improvements	Site Improvements	\$2,367.88	\$168.86	\$2,199.02
JCP&L Jersey Central Pwr & Lht	JCPL SUB-TRANS SUBS	NEWTON SUBTRAN SUB	35210 - Structures, Improvements	Landscaping	\$2,846.73	\$1,299.45	\$1,547.28
JCP&L Jersey Central Pwr & Lht	JCPL SUB-TRANS SUBS	NEWTON SUBTRAN SUB	35210 - Structures, Improvements	Landscaping	\$18,132.15	\$8,598.03	\$9,534.12
JCP&L Jersey Central Pwr & Lht	JCPL SUB-TRANS SUBS	NEWTON SUBTRAN SUB	35210 - Structures, Improvements	Fence	\$42,879.86	\$20,333.07	\$22,546.79
JCP&L Jersey Central Pwr & Lht	JCPL SUB-TRANS SUBS	NEWTON SUBTRAN SUB	35210 - Structures, Improvements	Prefab Building	\$132,404.95	\$62,784.71	\$69,620.24
JCP&L Jersey Central Pwr & Lht	JCPL SUB-TRANS SUBS	NEWTON SUBTRAN SUB	35210 - Structures, Improvements	Site Improvements	\$154,563.53	\$73,292.02	\$81,271.51
JCP&L Jersey Central Pwr & Lht	JCPL SUB-TRANS SUBS	NEWTON SUBTRAN SUB	35210 - Structures, Improvements	Building	\$215,091.84	\$101,993.76	\$113,098.08
		NEWTON SUBTRAN SUB Total			\$568,286.94	\$268,469.90	\$299,817.04
JCP&L Jersey Central Pwr & Lht	JCPL TL - 230KV	OC 230 SUB to ATLANTIC CITY SUB	35210 - Structures, Improvements	Lighting/Power System	\$118.07	\$83.88	\$34.19
JCP&L Jersey Central Pwr & Lht	JCPL TL - 230KV	OC 230 SUB to ATLANTIC CITY SUB	35210 - Structures, Improvements	HVAC	\$851.67	\$605.07	\$246.60
JCP&L Jersey Central Pwr & Lht	JCPL TL - 230KV	OC 230 SUB to ATLANTIC CITY SUB	35210 - Structures, Improvements	Fence	\$5,496.10	\$3,036.29	\$2,459.81
JCP&L Jersey Central Pwr & Lht	JCPL TL - 230KV	OC 230 SUB to ATLANTIC CITY SUB	35210 - Structures, Improvements	Fire Protection System, Building	\$13,019.66	\$6,530.47	\$6,489.19
JCP&L Jersey Central Pwr & Lht	JCPL TL - 230KV	OC 230 SUB to ATLANTIC CITY SUB	35210 - Structures, Improvements	Yard range & protective lighting	\$13,578.56	\$10,594.27	\$2,984.29
JCP&L Jersey Central Pwr & Lht	JCPL TL - 230KV	OC 230 SUB to ATLANTIC CITY SUB	35210 - Structures, Improvements	Prefab Building	\$16,219.92	\$12,655.11	\$3,564.81
JCP&L Jersey Central Pwr & Lht	JCPL TL - 230KV	OC 230 SUB to ATLANTIC CITY SUB	35210 - Structures, Improvements	Building	\$24,961.63	\$19,475.57	\$5,486.06
JCP&L Jersey Central Pwr & Lht	JCPL TL - 230KV	OC 230 SUB to ATLANTIC CITY SUB	35210 - Structures, Improvements	Site Improvements	\$26,237.03	\$13,608.30	\$12,628.73
JCP&L Jersey Central Pwr & Lht	JCPL TL - 230KV	OC 230 SUB to ATLANTIC CITY SUB	35210 - Structures, Improvements	Site Improvements	\$31,813.87	\$17,575.39	\$14,238.48
JCP&L Jersey Central Pwr & Lht	JCPL TL - 230KV	OC 230 SUB to ATLANTIC CITY SUB	35210 - Structures, Improvements	Site Improvements	\$69,328.22	\$54,091.28	\$15,236.94
		OC 230 SUB to ATLANTIC CITY SUB Total			\$201,624.73	\$138,255.63	\$63,369.10
JCP&L Jersey Central Pwr & Lht	JCPL SUB-TRANS SUBS	OCEAN VIEW SUB	35210 - Structures, Improvements	HVAC	\$486.63	\$313.46	\$173.17
JCP&L Jersey Central Pwr & Lht	JCPL SUB-TRANS SUBS	OCEAN VIEW SUB	35210 - Structures, Improvements	Site Improvements	\$571.59	\$271.04	\$300.55
JCP&L Jersey Central Pwr & Lht	JCPL SUB-TRANS SUBS	OCEAN VIEW SUB	35210 - Structures, Improvements	Gas or Oil Supply System	\$3,689.99	\$1,749.75	\$1,940.24
JCP&L Jersey Central Pwr & Lht	JCPL SUB-TRANS SUBS	OCEAN VIEW SUB	35210 - Structures, Improvements	Building	\$9,020.25	\$4,277.28	\$4,742.97
JCP&L Jersey Central Pwr & Lht	JCPL SUB-TRANS SUBS	OCEAN VIEW SUB	35210 - Structures, Improvements	Security System	\$11,738.10	\$7,560.88	\$4,177.22
JCP&L Jersey Central Pwr & Lht	JCPL SUB-TRANS SUBS	OCEAN VIEW SUB	35210 - Structures, Improvements	Fence	\$14,979.99	\$9,649.10	\$5,330.89
JCP&L Jersey Central Pwr & Lht	JCPL SUB-TRANS SUBS	OCEAN VIEW SUB	35210 - Structures, Improvements	Prefab Building	\$46,552.31	\$29,985.84	\$16,566.47
JCP&L Jersey Central Pwr & Lht	JCPL SUB-TRANS SUBS	OCEAN VIEW SUB	35210 - Structures, Improvements	Yard Surfacing	\$70,218.28	\$6,158.72	\$64,059.56
JCP&L Jersey Central Pwr & Lht	JCPL SUB-TRANS SUBS	OCEAN VIEW SUB	35210 - Structures, Improvements	Building	\$92,188.55	\$59,381.62	\$32,806.93
JCP&L Jersey Central Pwr & Lht	JCPL SUB-TRANS SUBS	OCEAN VIEW SUB	35210 - Structures, Improvements	Site Improvements	\$98,975.70	\$63,753.44	\$35,222.26
		OCEAN VIEW SUB Total			\$348,421.39	\$183,101.14	\$165,320.25
JCP&L Jersey Central Pwr & Lht	JCPL TRANS SUBS	OYSTER CREEK SUB	35210 - Structures, Improvements	Building	\$255.80	\$177.95	\$77.85
JCP&L Jersey Central Pwr & Lht	JCPL TRANS SUBS	OYSTER CREEK SUB	35210 - Structures, Improvements	Office Equipment	\$749.74	\$205.68	\$544.06
JCP&L Jersey Central Pwr & Lht	JCPL TRANS SUBS	OYSTER CREEK SUB	35210 - Structures, Improvements	Building	\$925.70	\$526.84	\$398.86
JCP&L Jersey Central Pwr & Lht	JCPL TRANS SUBS	OYSTER CREEK SUB	35210 - Structures, Improvements	Building	\$1,077.79	\$559.02	\$518.77
JCP&L Jersey Central Pwr & Lht	JCPL TRANS SUBS	OYSTER CREEK SUB	35210 - Structures, Improvements	Building	\$2,903.02	\$1,840.73	\$1,062.29
JCP&L Jersey Central Pwr & Lht	JCPL TRANS SUBS	OYSTER CREEK SUB	35210 - Structures, Improvements	Site Improvements	\$18,574.46	\$8,030.04	\$10,544.42
JCP&L Jersey Central Pwr & Lht	JCPL TRANS SUBS	OYSTER CREEK SUB	35210 - Structures, Improvements	Site Improvements	\$62,750.90	\$30,396.52	\$32,354.38
JCP&L Jersey Central Pwr & Lht	JCPL TRANS SUBS	OYSTER CREEK SUB	35210 - Structures, Improvements	Building	\$62,976.48	\$49,135.52	\$13,840.96
JCP&L Jersey Central Pwr & Lht	JCPL TRANS SUBS	OYSTER CREEK SUB	35210 - Structures, Improvements	Building	\$63,575.15	\$35,121.72	\$28,453.43
JCP&L Jersey Central Pwr & Lht	JCPL TRANS SUBS	OYSTER CREEK SUB	35210 - Structures, Improvements	Building	\$202,806.48	\$87,676.52	\$115,129.96
		OYSTER CREEK SUB Total			\$416,595.52	\$213,670.53	\$202,924.99
JCP&L Jersey Central Pwr & Lht	JCPL SUB-TRANS SUBS	PEQUEST RIVER SUBTRAN SUB	35210 - Structures, Improvements	Building	\$466.05	\$212.74	\$253.31
JCP&L Jersey Central Pwr & Lht	JCPL SUB-TRANS SUBS	PEQUEST RIVER SUBTRAN SUB	35210 - Structures, Improvements	Landscaping	\$5,026.00	\$3,396.67	\$1,629.33
JCP&L Jersey Central Pwr & Lht	JCPL SUB-TRANS SUBS	PEQUEST RIVER SUBTRAN SUB	35210 - Structures, Improvements	Gas or Oil Supply System	\$6,951.47	\$3,049.50	\$3,901.97
JCP&L Jersey Central Pwr & Lht	JCPL SUB-TRANS SUBS	PEQUEST RIVER SUBTRAN SUB	35210 - Structures, Improvements	Site Improvements	\$10,702.10	\$5,074.79	\$5,627.31
JCP&L Jersey Central Pwr & Lht	JCPL SUB-TRANS SUBS	PEQUEST RIVER SUBTRAN SUB	35210 - Structures, Improvements	Fence	\$25,928.00	\$17,522.68	\$8,405.32
JCP&L Jersey Central Pwr & Lht	JCPL SUB-TRANS SUBS	PEQUEST RIVER SUBTRAN SUB	35210 - Structures, Improvements	Prefab Building	\$37,172.84	\$25,122.17	\$12,050.67
JCP&L Jersey Central Pwr & Lht	JCPL SUB-TRANS SUBS	PEQUEST RIVER SUBTRAN SUB	35210 - Structures, Improvements	Site Improvements	\$40,712.40	\$27,514.28	\$13,198.12
JCP&L Jersey Central Pwr & Lht	JCPL SUB-TRANS SUBS	PEQUEST RIVER SUBTRAN SUB	35210 - Structures, Improvements	Building	\$99,155.21	\$67,011.13	\$32,144.08
		PEQUEST RIVER SUBTRAN SUB Total			\$226,114.07	\$148,903.96	\$77,210.11
JCP&L Jersey Central Pwr & Lht	JCPL SUB-TRANS SUBS	POHATCONG MT SUB	35210 - Structures, Improvements	HVAC	\$585.99	\$405.09	\$180.90

Company	Major Location	Asset Location	Utility Account	Asset Retirement Unit	Book Cost	Allocated Reserve	Net Book Value
JCP&L Jersey Central Pwr & Lht	JCPL SUB-TRANS SUBS	POHATCONG MT SUB	35210 - Structures, Improvements	Lighting/Power System	\$879.38	\$607.92	\$271.46
JCP&L Jersey Central Pwr & Lht	JCPL SUB-TRANS SUBS	POHATCONG MT SUB	35210 - Structures, Improvements	Driveways, Parking, Roads and Walks	\$1,850.46	\$1,279.22	\$571.24
JCP&L Jersey Central Pwr & Lht	JCPL SUB-TRANS SUBS	POHATCONG MT SUB	35210 - Structures, Improvements	Yard range & protective lighting	\$3,453.54	\$2,387.44	\$1,066.10
JCP&L Jersey Central Pwr & Lht	JCPL SUB-TRANS SUBS	POHATCONG MT SUB	35210 - Structures, Improvements	Yard Drainage System	\$4,424.99	\$3,059.00	\$1,365.99
JCP&L Jersey Central Pwr & Lht	JCPL SUB-TRANS SUBS	POHATCONG MT SUB	35210 - Structures, Improvements	Fence	\$10,239.21	\$7,078.36	\$3,160.85
JCP&L Jersey Central Pwr & Lht	JCPL SUB-TRANS SUBS	POHATCONG MT SUB	35210 - Structures, Improvements	Prefab Building	\$20,688.59	\$14,302.02	\$6,386.57
JCP&L Jersey Central Pwr & Lht	JCPL SUB-TRANS SUBS	POHATCONG MT SUB	35210 - Structures, Improvements	Site Improvements	\$36,835.02	\$25,464.05	\$11,370.97
JCP&L Jersey Central Pwr & Lht	JCPL SUB-TRANS SUBS	POHATCONG MT SUB	35210 - Structures, Improvements	Building	\$56,121.87	\$38,797.05	\$17,324.82
		POHATCONG MT SUB Total			\$135,079.05	\$93,380.14	\$41,698.91
JCP&L Jersey Central Pwr & Lht	JCPL TRANS SUBS	RARITAN RIVER STATION SUB	35210 - Structures, Improvements	Foundation	(\$40,089.83)	(\$4,820.87)	(\$35,268.96)
JCP&L Jersey Central Pwr & Lht	JCPL TRANS SUBS	RARITAN RIVER STATION SUB	35210 - Structures, Improvements	Site Improvements	(\$7,624.72)	(\$916.88)	(\$6,707.84)
JCP&L Jersey Central Pwr & Lht	JCPL TRANS SUBS	RARITAN RIVER STATION SUB	35210 - Structures, Improvements	Grounding System	(\$3,617.86)	(\$435.05)	(\$3,182.81)
JCP&L Jersey Central Pwr & Lht	JCPL TRANS SUBS	RARITAN RIVER STATION SUB	35210 - Structures, Improvements	Fence	(\$2,015.06)	(\$242.31)	(\$1,772.75)
JCP&L Jersey Central Pwr & Lht	JCPL TRANS SUBS	RARITAN RIVER STATION SUB	35210 - Structures, Improvements	Yard Surfacing	(\$1,829.54)	(\$220.00)	(\$1,609.54)
JCP&L Jersey Central Pwr & Lht	JCPL TRANS SUBS	RARITAN RIVER STATION SUB	35210 - Structures, Improvements	Yard range & protective lighting	\$134.97	\$122.30	\$12.67
JCP&L Jersey Central Pwr & Lht	JCPL TRANS SUBS	RARITAN RIVER STATION SUB	35210 - Structures, Improvements	Yard range & protective lighting	\$196.13	\$179.57	\$16.56
JCP&L Jersey Central Pwr & Lht	JCPL TRANS SUBS	RARITAN RIVER STATION SUB	35210 - Structures, Improvements	Yard range & protective lighting	\$321.36	\$281.43	\$39.93
JCP&L Jersey Central Pwr & Lht	JCPL TRANS SUBS	RARITAN RIVER STATION SUB	35210 - Structures, Improvements	Yard range & protective lighting	\$441.80	\$361.60	\$80.20
JCP&L Jersey Central Pwr & Lht	JCPL TRANS SUBS	RARITAN RIVER STATION SUB	35210 - Structures, Improvements	Lighting/Power System	\$504.26	\$372.76	\$131.50
JCP&L Jersey Central Pwr & Lht	JCPL TRANS SUBS	RARITAN RIVER STATION SUB	35210 - Structures, Improvements	Yard range & protective lighting	\$705.44	\$521.47	\$183.97
JCP&L Jersey Central Pwr & Lht	JCPL TRANS SUBS	RARITAN RIVER STATION SUB	35210 - Structures, Improvements	Yard range & protective lighting	\$893.04	\$741.74	\$151.30
JCP&L Jersey Central Pwr & Lht	JCPL TRANS SUBS	RARITAN RIVER STATION SUB	35210 - Structures, Improvements	Yard range & protective lighting	\$1,007.29	\$785.90	\$221.39
JCP&L Jersey Central Pwr & Lht	JCPL TRANS SUBS	RARITAN RIVER STATION SUB	35210 - Structures, Improvements	Yard range & protective lighting	\$1,301.12	\$1,203.10	\$98.02
JCP&L Jersey Central Pwr & Lht	JCPL TRANS SUBS	RARITAN RIVER STATION SUB	35210 - Structures, Improvements	Yard Surfacing	\$1,467.64	\$104.23	\$1,363.41
JCP&L Jersey Central Pwr & Lht	JCPL TRANS SUBS	RARITAN RIVER STATION SUB	35210 - Structures, Improvements	Yard range & protective lighting	\$1,772.41	\$1,570.69	\$201.72
JCP&L Jersey Central Pwr & Lht	JCPL TRANS SUBS	RARITAN RIVER STATION SUB	35210 - Structures, Improvements	Fence	\$1,950.66	\$1,883.15	\$67.51
JCP&L Jersey Central Pwr & Lht	JCPL TRANS SUBS	RARITAN RIVER STATION SUB	35210 - Structures, Improvements	Yard range & protective lighting	\$2,457.30	\$2,597.26	(\$139.96)
JCP&L Jersey Central Pwr & Lht	JCPL TRANS SUBS	RARITAN RIVER STATION SUB	35210 - Structures, Improvements	Fence	\$2,958.59	\$2,735.72	\$222.87
JCP&L Jersey Central Pwr & Lht	JCPL TRANS SUBS	RARITAN RIVER STATION SUB	35210 - Structures, Improvements	Fence	\$2,983.95	\$3,153.91	(\$169.96)
JCP&L Jersey Central Pwr & Lht	JCPL TRANS SUBS	RARITAN RIVER STATION SUB	35210 - Structures, Improvements	Site Improvements	\$3,285.99	\$3,038.45	\$247.54
JCP&L Jersey Central Pwr & Lht	JCPL TRANS SUBS	RARITAN RIVER STATION SUB	35210 - Structures, Improvements	Fence	\$3,838.08	\$3,513.95	\$324.13
JCP&L Jersey Central Pwr & Lht	JCPL TRANS SUBS	RARITAN RIVER STATION SUB	35210 - Structures, Improvements	Fence	\$4,683.92	\$3,890.36	\$793.56
JCP&L Jersey Central Pwr & Lht	JCPL TRANS SUBS	RARITAN RIVER STATION SUB	35210 - Structures, Improvements	Fence	\$5,831.75	\$4,550.05	\$1,281.70
JCP&L Jersey Central Pwr & Lht	JCPL TRANS SUBS	RARITAN RIVER STATION SUB	35210 - Structures, Improvements	Yard range & protective lighting	\$6,822.00	\$6,585.89	\$236.11
JCP&L Jersey Central Pwr & Lht	JCPL TRANS SUBS	RARITAN RIVER STATION SUB	35210 - Structures, Improvements	Building	\$7,385.78	\$6,468.00	\$917.78
JCP&L Jersey Central Pwr & Lht	JCPL TRANS SUBS	RARITAN RIVER STATION SUB	35210 - Structures, Improvements	Site Improvements	\$8,134.53	\$2,945.79	\$5,188.74
JCP&L Jersey Central Pwr & Lht	JCPL TRANS SUBS	RARITAN RIVER STATION SUB	35210 - Structures, Improvements	Site Improvements	\$8,159.00	\$7,876.61	\$282.39
JCP&L Jersey Central Pwr & Lht	JCPL TRANS SUBS	RARITAN RIVER STATION SUB	35210 - Structures, Improvements	Driveways, Parking, Roads and Walks	\$9,180.20	\$1,103.93	\$8,076.27
JCP&L Jersey Central Pwr & Lht	JCPL TRANS SUBS	RARITAN RIVER STATION SUB	35210 - Structures, Improvements	Driveway	\$11,334.35	\$804.98	\$10,529.37
JCP&L Jersey Central Pwr & Lht	JCPL TRANS SUBS	RARITAN RIVER STATION SUB	35210 - Structures, Improvements	Site Improvements	\$13,914.33	\$11,556.92	\$2,357.41
JCP&L Jersey Central Pwr & Lht	JCPL TRANS SUBS	RARITAN RIVER STATION SUB	35210 - Structures, Improvements	Fence	\$16,331.58	\$1,159.89	\$15,171.69
JCP&L Jersey Central Pwr & Lht	JCPL TRANS SUBS	RARITAN RIVER STATION SUB	35210 - Structures, Improvements	Site Improvements	\$16,708.56	\$13,036.36	\$3,672.20
JCP&L Jersey Central Pwr & Lht	JCPL TRANS SUBS	RARITAN RIVER STATION SUB	35210 - Structures, Improvements	Building	\$20,618.86	\$15,241.71	\$5,377.15
JCP&L Jersey Central Pwr & Lht	JCPL TRANS SUBS	RARITAN RIVER STATION SUB	35210 - Structures, Improvements	Fence	\$26,443.35	\$19,547.25	\$6,896.10
JCP&L Jersey Central Pwr & Lht	JCPL TRANS SUBS	RARITAN RIVER STATION SUB	35210 - Structures, Improvements	Building	\$32,300.52	\$34,140.34	(\$1,839.82)
JCP&L Jersey Central Pwr & Lht	JCPL TRANS SUBS	RARITAN RIVER STATION SUB	35210 - Structures, Improvements	Site Improvements	\$34,392.09	\$36,351.04	(\$1,958.95)
JCP&L Jersey Central Pwr & Lht	JCPL TRANS SUBS	RARITAN RIVER STATION SUB	35210 - Structures, Improvements	Equipment HVAC	\$36,248.46	\$279.25	\$35,969.21
JCP&L Jersey Central Pwr & Lht	JCPL TRANS SUBS	RARITAN RIVER STATION SUB	35210 - Structures, Improvements	Site Improvements	\$47,684.97	\$15,590.76	\$32,094.21
JCP&L Jersey Central Pwr & Lht	JCPL TRANS SUBS	RARITAN RIVER STATION SUB	35210 - Structures, Improvements	Building	\$78,835.10	\$61,508.74	\$17,326.36
JCP&L Jersey Central Pwr & Lht	JCPL TRANS SUBS	RARITAN RIVER STATION SUB	35210 - Structures, Improvements	Building	\$87,632.45	\$81,030.93	\$6,601.52
JCP&L Jersey Central Pwr & Lht	JCPL TRANS SUBS	RARITAN RIVER STATION SUB	35210 - Structures, Improvements	Building	\$89,396.39	\$74,250.56	\$15,145.83
JCP&L Jersey Central Pwr & Lht	JCPL TRANS SUBS	RARITAN RIVER STATION SUB	35210 - Structures, Improvements	Building	\$96,038.37	\$68,230.55	\$27,807.82
JCP&L Jersey Central Pwr & Lht	JCPL TRANS SUBS	RARITAN RIVER STATION SUB	35210 - Structures, Improvements	Prefab Building	\$115,851.53	\$85,638.89	\$30,212.64
JCP&L Jersey Central Pwr & Lht	JCPL TRANS SUBS	RARITAN RIVER STATION SUB	35210 - Structures, Improvements	Non-Unitized	\$139,661.75	\$1,075.94	\$138,585.81
JCP&L Jersey Central Pwr & Lht	JCPL TRANS SUBS	RARITAN RIVER STATION SUB	35210 - Structures, Improvements	Building	\$146,677.00	\$17,638.15	\$129,038.85
JCP&L Jersey Central Pwr & Lht	JCPL TRANS SUBS	RARITAN RIVER STATION SUB	35210 - Structures, Improvements	Building	\$516,675.20	\$53,575.62	\$463,099.58
		RARITAN RIVER STATION SUB Total			\$1,547,985.06	\$640,610.61	\$907,374.45
JCP&L Jersey Central Pwr & Lht	JCPL SUB-TRANS SUBS	READINGTON SUB	35210 - Structures, Improvements	Fence	\$9,095.81	\$3,990.19	\$5,105.62

Company	Major Location	Asset Location	Utility Account	Asset Retirement Unit	Book Cost	Allocated Reserve	Net Book Value
JCP&L Jersey Central Pwr & Lht	JCPL SUB-TRANS SUBS	READINGTON SUB	35210 - Structures, Improvements	Landscaping	\$9,809.00	\$4,303.05	\$5,505.95
JCP&L Jersey Central Pwr & Lht	JCPL SUB-TRANS SUBS	READINGTON SUB	35210 - Structures, Improvements	Prefab Building	\$69,261.03	\$30,383.71	\$38,877.32
JCP&L Jersey Central Pwr & Lht	JCPL SUB-TRANS SUBS	READINGTON SUB	35210 - Structures, Improvements	Site Improvements	\$96,606.75	\$42,379.84	\$54,226.91
JCP&L Jersey Central Pwr & Lht	JCPL SUB-TRANS SUBS	READINGTON SUB	35210 - Structures, Improvements	Building	\$508,656.06	\$223,139.28	\$285,516.78
READINGTON SUB Total					\$693,428.65	\$304,196.06	\$389,232.59
JCP&L Jersey Central Pwr & Lht	JCPL SUB-TRANS SUBS	RED BANK SUB	35210 - Structures, Improvements	Prefab Building	\$31.18	\$23.40	\$7.78
JCP&L Jersey Central Pwr & Lht	JCPL SUB-TRANS SUBS	RED BANK SUB	35210 - Structures, Improvements	Site Improvements	\$189.03	\$154.53	\$34.50
JCP&L Jersey Central Pwr & Lht	JCPL SUB-TRANS SUBS	RED BANK SUB	35210 - Structures, Improvements	Site Improvements	\$284.39	\$300.11	(\$15.72)
JCP&L Jersey Central Pwr & Lht	JCPL SUB-TRANS SUBS	RED BANK SUB	35210 - Structures, Improvements	Fence	\$436.96	\$392.00	\$44.96
JCP&L Jersey Central Pwr & Lht	JCPL SUB-TRANS SUBS	RED BANK SUB	35210 - Structures, Improvements	Site Improvements	\$445.58	\$399.73	\$45.85
JCP&L Jersey Central Pwr & Lht	JCPL SUB-TRANS SUBS	RED BANK SUB	35210 - Structures, Improvements	Building	\$495.63	\$217.42	\$278.21
JCP&L Jersey Central Pwr & Lht	JCPL SUB-TRANS SUBS	RED BANK SUB	35210 - Structures, Improvements	Fence	\$504.45	\$430.66	\$73.79
JCP&L Jersey Central Pwr & Lht	JCPL SUB-TRANS SUBS	RED BANK SUB	35210 - Structures, Improvements	Site Improvements	\$522.11	\$229.05	\$293.06
JCP&L Jersey Central Pwr & Lht	JCPL SUB-TRANS SUBS	RED BANK SUB	35210 - Structures, Improvements	Fence	\$683.57	\$726.65	(\$43.08)
JCP&L Jersey Central Pwr & Lht	JCPL SUB-TRANS SUBS	RED BANK SUB	35210 - Structures, Improvements	Fence	\$748.80	\$700.04	\$48.76
JCP&L Jersey Central Pwr & Lht	JCPL SUB-TRANS SUBS	RED BANK SUB	35210 - Structures, Improvements	Site Improvements	\$771.13	\$365.66	\$405.47
JCP&L Jersey Central Pwr & Lht	JCPL SUB-TRANS SUBS	RED BANK SUB	35210 - Structures, Improvements	Site Improvements	\$876.11	\$476.62	\$399.49
JCP&L Jersey Central Pwr & Lht	JCPL SUB-TRANS SUBS	RED BANK SUB	35210 - Structures, Improvements	Site Improvements	\$1,009.16	\$861.54	\$147.62
JCP&L Jersey Central Pwr & Lht	JCPL SUB-TRANS SUBS	RED BANK SUB	35210 - Structures, Improvements	Site Improvements	\$1,111.32	\$973.65	\$137.67
JCP&L Jersey Central Pwr & Lht	JCPL SUB-TRANS SUBS	RED BANK SUB	35210 - Structures, Improvements	HVAC	\$1,712.55	\$990.07	\$722.48
JCP&L Jersey Central Pwr & Lht	JCPL SUB-TRANS SUBS	RED BANK SUB	35210 - Structures, Improvements	Site Improvements	\$1,716.85	\$1,605.05	\$111.80
JCP&L Jersey Central Pwr & Lht	JCPL SUB-TRANS SUBS	RED BANK SUB	35210 - Structures, Improvements	Site Improvements	\$1,770.54	\$1,882.12	(\$111.58)
JCP&L Jersey Central Pwr & Lht	JCPL SUB-TRANS SUBS	RED BANK SUB	35210 - Structures, Improvements	Lighting/Power System	\$2,209.00	\$1,981.71	\$227.29
JCP&L Jersey Central Pwr & Lht	JCPL SUB-TRANS SUBS	RED BANK SUB	35210 - Structures, Improvements	Yard range & protective lighting	\$3,267.39	\$2,451.98	\$815.41
JCP&L Jersey Central Pwr & Lht	JCPL SUB-TRANS SUBS	RED BANK SUB	35210 - Structures, Improvements	Site Improvements	\$3,620.48	\$2,332.06	\$1,288.42
JCP&L Jersey Central Pwr & Lht	JCPL SUB-TRANS SUBS	RED BANK SUB	35210 - Structures, Improvements	Building	\$3,886.60	\$3,486.71	\$399.89
JCP&L Jersey Central Pwr & Lht	JCPL SUB-TRANS SUBS	RED BANK SUB	35210 - Structures, Improvements	Prefab Building	\$5,248.91	\$4,708.85	\$540.06
JCP&L Jersey Central Pwr & Lht	JCPL SUB-TRANS SUBS	RED BANK SUB	35210 - Structures, Improvements	Fence	\$5,712.16	\$4,286.64	\$1,425.52
JCP&L Jersey Central Pwr & Lht	JCPL SUB-TRANS SUBS	RED BANK SUB	35210 - Structures, Improvements	Fence	\$6,894.26	\$4,329.15	\$2,565.11
JCP&L Jersey Central Pwr & Lht	JCPL SUB-TRANS SUBS	RED BANK SUB	35210 - Structures, Improvements	Building	\$7,479.73	\$2,611.33	\$4,868.40
JCP&L Jersey Central Pwr & Lht	JCPL SUB-TRANS SUBS	RED BANK SUB	35210 - Structures, Improvements	Building	\$10,508.56	\$6,768.91	\$3,739.65
JCP&L Jersey Central Pwr & Lht	JCPL SUB-TRANS SUBS	RED BANK SUB	35210 - Structures, Improvements	Site Improvements	\$10,800.14	\$8,104.86	\$2,695.28
JCP&L Jersey Central Pwr & Lht	JCPL SUB-TRANS SUBS	RED BANK SUB	35210 - Structures, Improvements	Gas or Oil Supply System	\$20,746.54	\$11,286.57	\$9,459.97
JCP&L Jersey Central Pwr & Lht	JCPL SUB-TRANS SUBS	RED BANK SUB	35210 - Structures, Improvements	Site Improvements	\$35,595.00	\$12,426.94	\$23,168.06
JCP&L Jersey Central Pwr & Lht	JCPL SUB-TRANS SUBS	RED BANK SUB	35210 - Structures, Improvements	Building	\$38,588.47	\$28,958.34	\$9,630.13
JCP&L Jersey Central Pwr & Lht	JCPL SUB-TRANS SUBS	RED BANK SUB	35210 - Structures, Improvements	Fence	\$58,356.56	\$26,638.11	\$31,718.45
RED BANK SUB Total					\$226,223.16	\$131,100.44	\$95,122.72
JCP&L Jersey Central Pwr & Lht	JCPL SUB-TRANS SUBS	ROCKAWAY SUBTRAN SUB	35210 - Structures, Improvements	Sign	\$24.73	\$21.11	\$3.62
JCP&L Jersey Central Pwr & Lht	JCPL SUB-TRANS SUBS	ROCKAWAY SUBTRAN SUB	35210 - Structures, Improvements	Building	\$36.21	\$38.31	(\$2.10)
JCP&L Jersey Central Pwr & Lht	JCPL SUB-TRANS SUBS	ROCKAWAY SUBTRAN SUB	35210 - Structures, Improvements	Lighting/Power System	\$49.92	\$49.32	\$0.60
JCP&L Jersey Central Pwr & Lht	JCPL SUB-TRANS SUBS	ROCKAWAY SUBTRAN SUB	35210 - Structures, Improvements	Building	\$94.54	\$81.78	\$12.76
JCP&L Jersey Central Pwr & Lht	JCPL SUB-TRANS SUBS	ROCKAWAY SUBTRAN SUB	35210 - Structures, Improvements	Site Improvements	\$105.55	\$79.21	\$26.34
JCP&L Jersey Central Pwr & Lht	JCPL SUB-TRANS SUBS	ROCKAWAY SUBTRAN SUB	35210 - Structures, Improvements	Site Improvements	\$124.25	\$131.46	(\$7.21)
JCP&L Jersey Central Pwr & Lht	JCPL SUB-TRANS SUBS	ROCKAWAY SUBTRAN SUB	35210 - Structures, Improvements	Site Improvements	\$164.52	\$128.04	\$36.48
JCP&L Jersey Central Pwr & Lht	JCPL SUB-TRANS SUBS	ROCKAWAY SUBTRAN SUB	35210 - Structures, Improvements	HVAC	\$306.07	\$283.41	\$22.66
JCP&L Jersey Central Pwr & Lht	JCPL SUB-TRANS SUBS	ROCKAWAY SUBTRAN SUB	35210 - Structures, Improvements	Yard range & protective lighting	\$327.88	\$323.93	\$3.95
JCP&L Jersey Central Pwr & Lht	JCPL SUB-TRANS SUBS	ROCKAWAY SUBTRAN SUB	35210 - Structures, Improvements	Site Improvements	\$480.36	\$474.58	\$5.78
JCP&L Jersey Central Pwr & Lht	JCPL SUB-TRANS SUBS	ROCKAWAY SUBTRAN SUB	35210 - Structures, Improvements	Building	\$497.34	\$235.83	\$261.51
JCP&L Jersey Central Pwr & Lht	JCPL SUB-TRANS SUBS	ROCKAWAY SUBTRAN SUB	35210 - Structures, Improvements	Building	\$541.47	\$421.39	\$120.08
JCP&L Jersey Central Pwr & Lht	JCPL SUB-TRANS SUBS	ROCKAWAY SUBTRAN SUB	35210 - Structures, Improvements	Building	\$623.98	\$546.67	\$77.31
JCP&L Jersey Central Pwr & Lht	JCPL SUB-TRANS SUBS	ROCKAWAY SUBTRAN SUB	35210 - Structures, Improvements	Site Improvements	\$1,147.72	\$544.23	\$603.49
JCP&L Jersey Central Pwr & Lht	JCPL SUB-TRANS SUBS	ROCKAWAY SUBTRAN SUB	35210 - Structures, Improvements	Fence	\$1,181.20	\$935.10	\$246.10
JCP&L Jersey Central Pwr & Lht	JCPL SUB-TRANS SUBS	ROCKAWAY SUBTRAN SUB	35210 - Structures, Improvements	Fence	\$1,239.26	\$1,224.36	\$14.90
JCP&L Jersey Central Pwr & Lht	JCPL SUB-TRANS SUBS	ROCKAWAY SUBTRAN SUB	35210 - Structures, Improvements	Yard Surfacing	\$1,480.57	\$81.59	\$1,398.98
JCP&L Jersey Central Pwr & Lht	JCPL SUB-TRANS SUBS	ROCKAWAY SUBTRAN SUB	35210 - Structures, Improvements	Building	\$1,919.12	\$1,896.04	\$23.08
JCP&L Jersey Central Pwr & Lht	JCPL SUB-TRANS SUBS	ROCKAWAY SUBTRAN SUB	35210 - Structures, Improvements	Gas or Oil Supply System	\$5,742.37	\$2,824.19	\$2,918.18
JCP&L Jersey Central Pwr & Lht	JCPL SUB-TRANS SUBS	ROCKAWAY SUBTRAN SUB	35210 - Structures, Improvements	Site Improvements	\$6,977.54	\$5,523.77	\$1,453.77
ROCKAWAY SUBTRAN SUB Total					\$23,064.60	\$15,844.32	\$7,220.28

Company	Major Location	Asset Location	Utility Account	Asset Retirement Unit	Book Cost	Allocated Reserve	Net Book Value
JCP&L Jersey Central Pwr & Lht	JCPL SUB-TRANS SUBS	ROOSEVELT SWITCHING STATION	35210 - Structures, Improvements	Site Improvements	\$228.99	\$192.80	\$36.19
JCP&L Jersey Central Pwr & Lht	JCPL SUB-TRANS SUBS	ROOSEVELT SWITCHING STATION	35210 - Structures, Improvements	Building	\$480.64	\$404.69	\$75.95
JCP&L Jersey Central Pwr & Lht	JCPL SUB-TRANS SUBS	ROOSEVELT SWITCHING STATION	35210 - Structures, Improvements	Fence	\$648.27	\$545.83	\$102.44
ROOSEVELT SWITCHING STATION Total					\$1,357.90	\$1,143.33	\$214.57
JCP&L Jersey Central Pwr & Lht	JCPL TRANS SUBS	SMITHBURG SUB	35210 - Structures, Improvements	Yard Surfacing	\$135.47	\$14.05	\$121.42
JCP&L Jersey Central Pwr & Lht	JCPL TRANS SUBS	SMITHBURG SUB	35210 - Structures, Improvements	Yard Surfacing	\$3,615.99	\$84.10	\$3,531.89
JCP&L Jersey Central Pwr & Lht	JCPL TRANS SUBS	SMITHBURG SUB	35210 - Structures, Improvements	Gas or Oil Supply System	\$5,247.33	\$2,451.11	\$2,796.22
JCP&L Jersey Central Pwr & Lht	JCPL TRANS SUBS	SMITHBURG SUB	35210 - Structures, Improvements	Fence	\$7,676.00	\$2,644.70	\$5,031.30
JCP&L Jersey Central Pwr & Lht	JCPL TRANS SUBS	SMITHBURG SUB	35210 - Structures, Improvements	HVAC	\$17,246.15	\$9,815.10	\$7,431.05
JCP&L Jersey Central Pwr & Lht	JCPL TRANS SUBS	SMITHBURG SUB	35210 - Structures, Improvements	Fence	\$33,600.40	\$19,122.61	\$14,477.79
JCP&L Jersey Central Pwr & Lht	JCPL TRANS SUBS	SMITHBURG SUB	35210 - Structures, Improvements	Prefab Building	\$86,408.35	\$49,176.59	\$37,231.76
JCP&L Jersey Central Pwr & Lht	JCPL TRANS SUBS	SMITHBURG SUB	35210 - Structures, Improvements	UPS	\$120,320.52	\$68,476.63	\$51,843.89
JCP&L Jersey Central Pwr & Lht	JCPL TRANS SUBS	SMITHBURG SUB	35210 - Structures, Improvements	Site Improvements	\$124,364.97	\$70,778.40	\$53,586.57
JCP&L Jersey Central Pwr & Lht	JCPL TRANS SUBS	SMITHBURG SUB	35210 - Structures, Improvements	Site Improvements	\$582,770.00	\$200,788.69	\$381,981.31
SMITHBURG SUB Total					\$981,385.18	\$423,351.97	\$558,033.21
JCP&L Jersey Central Pwr & Lht	JCPL SUB-TRANS SUBS	TAYLOR LANE SUB	35210 - Structures, Improvements	Lighting/Power System	\$240.22	\$202.26	\$37.96
JCP&L Jersey Central Pwr & Lht	JCPL SUB-TRANS SUBS	TAYLOR LANE SUB	35210 - Structures, Improvements	Landscaping	\$275.69	\$232.13	\$43.56
JCP&L Jersey Central Pwr & Lht	JCPL SUB-TRANS SUBS	TAYLOR LANE SUB	35210 - Structures, Improvements	Building	\$277.68	\$191.96	\$85.72
JCP&L Jersey Central Pwr & Lht	JCPL SUB-TRANS SUBS	TAYLOR LANE SUB	35210 - Structures, Improvements	Site Improvements	\$290.64	\$200.92	\$89.72
JCP&L Jersey Central Pwr & Lht	JCPL SUB-TRANS SUBS	TAYLOR LANE SUB	35210 - Structures, Improvements	Building	\$357.50	\$252.57	\$104.93
JCP&L Jersey Central Pwr & Lht	JCPL SUB-TRANS SUBS	TAYLOR LANE SUB	35210 - Structures, Improvements	Building	\$437.14	\$274.49	\$162.65
JCP&L Jersey Central Pwr & Lht	JCPL SUB-TRANS SUBS	TAYLOR LANE SUB	35210 - Structures, Improvements	Site Improvements	\$471.17	\$172.95	\$298.22
JCP&L Jersey Central Pwr & Lht	JCPL SUB-TRANS SUBS	TAYLOR LANE SUB	35210 - Structures, Improvements	HVAC	\$591.74	\$498.24	\$93.50
JCP&L Jersey Central Pwr & Lht	JCPL SUB-TRANS SUBS	TAYLOR LANE SUB	35210 - Structures, Improvements	Fence	\$1,169.98	\$956.45	\$213.53
JCP&L Jersey Central Pwr & Lht	JCPL SUB-TRANS SUBS	TAYLOR LANE SUB	35210 - Structures, Improvements	Site Improvements	\$1,320.61	\$1,079.58	\$241.03
JCP&L Jersey Central Pwr & Lht	JCPL SUB-TRANS SUBS	TAYLOR LANE SUB	35210 - Structures, Improvements	Building	\$1,849.27	\$1,361.22	\$488.05
JCP&L Jersey Central Pwr & Lht	JCPL SUB-TRANS SUBS	TAYLOR LANE SUB	35210 - Structures, Improvements	Site Improvements	\$2,048.88	\$1,043.57	\$1,005.31
JCP&L Jersey Central Pwr & Lht	JCPL SUB-TRANS SUBS	TAYLOR LANE SUB	35210 - Structures, Improvements	Gas or Oil Supply System	\$2,846.09	\$1,299.16	\$1,546.93
JCP&L Jersey Central Pwr & Lht	JCPL SUB-TRANS SUBS	TAYLOR LANE SUB	35210 - Structures, Improvements	Building	\$3,056.12	\$2,498.35	\$557.77
JCP&L Jersey Central Pwr & Lht	JCPL SUB-TRANS SUBS	TAYLOR LANE SUB	35210 - Structures, Improvements	Fence	\$3,083.75	\$2,596.46	\$487.29
JCP&L Jersey Central Pwr & Lht	JCPL SUB-TRANS SUBS	TAYLOR LANE SUB	35210 - Structures, Improvements	HVAC	\$3,383.20	\$1,955.91	\$1,427.29
JCP&L Jersey Central Pwr & Lht	JCPL SUB-TRANS SUBS	TAYLOR LANE SUB	35210 - Structures, Improvements	Landscaping	\$3,454.67	\$2,542.93	\$911.74
JCP&L Jersey Central Pwr & Lht	JCPL SUB-TRANS SUBS	TAYLOR LANE SUB	35210 - Structures, Improvements	Prefab Building	\$7,819.99	\$6,584.29	\$1,235.70
JCP&L Jersey Central Pwr & Lht	JCPL SUB-TRANS SUBS	TAYLOR LANE SUB	35210 - Structures, Improvements	Site Improvements	\$8,181.40	\$6,022.23	\$2,159.17
JCP&L Jersey Central Pwr & Lht	JCPL SUB-TRANS SUBS	TAYLOR LANE SUB	35210 - Structures, Improvements	Site Improvements	\$12,471.43	\$10,500.71	\$1,970.72
JCP&L Jersey Central Pwr & Lht	JCPL SUB-TRANS SUBS	TAYLOR LANE SUB	35210 - Structures, Improvements	Building	\$12,828.95	\$10,801.73	\$2,027.22
TAYLOR LANE SUB Total					\$66,456.12	\$51,268.11	\$15,188.01
JCP&L Jersey Central Pwr & Lht	JCPL DIST SUBS	TEWKSBURY SUB (JCPL)	35210 - Structures, Improvements	Non-Unitized	\$132.34	\$3.08	\$129.26
JCP&L Jersey Central Pwr & Lht	JCPL DIST SUBS	TEWKSBURY SUB (JCPL)	35210 - Structures, Improvements	Driveways, Parking, Roads and Walks	\$54,582.76	\$1,269.53	\$53,313.23
JCP&L Jersey Central Pwr & Lht	JCPL DIST SUBS	TEWKSBURY SUB (JCPL)	35210 - Structures, Improvements	Yard Surfacing	\$92,184.19	\$2,144.09	\$90,040.10
JCP&L Jersey Central Pwr & Lht	JCPL DIST SUBS	TEWKSBURY SUB (JCPL)	35210 - Structures, Improvements	Site Improvements	\$123,720.90	\$2,877.59	\$120,843.31
JCP&L Jersey Central Pwr & Lht	JCPL DIST SUBS	TEWKSBURY SUB (JCPL)	35210 - Structures, Improvements	Landscaping	\$606,474.98	\$14,105.85	\$592,369.13
TEWKSBURY SUB (JCPL) Total					\$877,095.17	\$20,400.14	\$856,695.03
JCP&L Jersey Central Pwr & Lht	JCPL SUB-TRANS SUBS	TRAYNOR SUB	35210 - Structures, Improvements	Sign	\$4.70	\$4.12	\$0.58
JCP&L Jersey Central Pwr & Lht	JCPL SUB-TRANS SUBS	TRAYNOR SUB	35210 - Structures, Improvements	Site Improvements	\$83.00	\$69.89	\$13.11
JCP&L Jersey Central Pwr & Lht	JCPL SUB-TRANS SUBS	TRAYNOR SUB	35210 - Structures, Improvements	Site Improvements	\$218.74	\$144.39	\$74.35
JCP&L Jersey Central Pwr & Lht	JCPL SUB-TRANS SUBS	TRAYNOR SUB	35210 - Structures, Improvements	Site Improvements	\$241.26	\$255.27	(\$14.01)
JCP&L Jersey Central Pwr & Lht	JCPL SUB-TRANS SUBS	TRAYNOR SUB	35210 - Structures, Improvements	Yard Surfacing	\$267.23	\$41.42	\$225.81
JCP&L Jersey Central Pwr & Lht	JCPL SUB-TRANS SUBS	TRAYNOR SUB	35210 - Structures, Improvements	Site Improvements	\$284.68	\$201.13	\$83.55
JCP&L Jersey Central Pwr & Lht	JCPL SUB-TRANS SUBS	TRAYNOR SUB	35210 - Structures, Improvements	Building	\$519.32	\$366.90	\$152.42
JCP&L Jersey Central Pwr & Lht	JCPL SUB-TRANS SUBS	TRAYNOR SUB	35210 - Structures, Improvements	Fence	\$624.82	\$665.61	(\$40.79)
JCP&L Jersey Central Pwr & Lht	JCPL SUB-TRANS SUBS	TRAYNOR SUB	35210 - Structures, Improvements	Fence	\$1,144.89	\$906.35	\$238.54
JCP&L Jersey Central Pwr & Lht	JCPL SUB-TRANS SUBS	TRAYNOR SUB	35210 - Structures, Improvements	Fence	\$1,202.50	\$1,272.30	(\$69.80)
JCP&L Jersey Central Pwr & Lht	JCPL SUB-TRANS SUBS	TRAYNOR SUB	35210 - Structures, Improvements	Site Improvements	\$1,313.00	\$887.35	\$425.65
JCP&L Jersey Central Pwr & Lht	JCPL SUB-TRANS SUBS	TRAYNOR SUB	35210 - Structures, Improvements	Fence	\$1,420.48	\$1,244.51	\$175.97
JCP&L Jersey Central Pwr & Lht	JCPL SUB-TRANS SUBS	TRAYNOR SUB	35210 - Structures, Improvements	Building	\$1,606.50	\$1,060.45	\$546.05
JCP&L Jersey Central Pwr & Lht	JCPL SUB-TRANS SUBS	TRAYNOR SUB	35210 - Structures, Improvements	Site Improvements	\$1,623.89	\$1,729.89	(\$106.00)
JCP&L Jersey Central Pwr & Lht	JCPL SUB-TRANS SUBS	TRAYNOR SUB	35210 - Structures, Improvements	Yard range & protective lighting	\$1,820.15	\$1,701.63	\$118.52

Company	Major Location	Asset Location	Utility Account	Asset Retirement Unit	Book Cost	Allocated Reserve	Net Book Value
JCP&L Jersey Central Pwr & Lht	JCPL SUB-TRANS SUBS	TRAYNOR SUB	35210 - Structures, Improvements	Fence	\$2,181.24	\$1,439.83	\$741.41
JCP&L Jersey Central Pwr & Lht	JCPL SUB-TRANS SUBS	TRAYNOR SUB	35210 - Structures, Improvements	Fence	\$2,633.44	\$2,217.31	\$416.13
JCP&L Jersey Central Pwr & Lht	JCPL SUB-TRANS SUBS	TRAYNOR SUB	35210 - Structures, Improvements	Fence	\$3,324.36	\$922.64	\$2,401.72
JCP&L Jersey Central Pwr & Lht	JCPL SUB-TRANS SUBS	TRAYNOR SUB	35210 - Structures, Improvements	Site Improvements	\$3,701.31	\$2,139.82	\$1,561.49
JCP&L Jersey Central Pwr & Lht	JCPL SUB-TRANS SUBS	TRAYNOR SUB	35210 - Structures, Improvements	Fence	\$4,038.86	\$3,775.87	\$262.99
JCP&L Jersey Central Pwr & Lht	JCPL SUB-TRANS SUBS	TRAYNOR SUB	35210 - Structures, Improvements	Building	\$4,211.54	\$3,334.06	\$877.48
JCP&L Jersey Central Pwr & Lht	JCPL SUB-TRANS SUBS	TRAYNOR SUB	35210 - Structures, Improvements	Building	\$4,254.12	\$2,875.02	\$1,379.10
JCP&L Jersey Central Pwr & Lht	JCPL SUB-TRANS SUBS	TRAYNOR SUB	35210 - Structures, Improvements	Site Improvements	\$4,306.42	\$3,409.18	\$897.24
JCP&L Jersey Central Pwr & Lht	JCPL SUB-TRANS SUBS	TRAYNOR SUB	35210 - Structures, Improvements	Site Improvements	\$5,116.82	\$4,482.94	\$633.88
JCP&L Jersey Central Pwr & Lht	JCPL SUB-TRANS SUBS	TRAYNOR SUB	35210 - Structures, Improvements	Yard range & protective lighting	\$6,431.59	\$5,091.57	\$1,340.02
JCP&L Jersey Central Pwr & Lht	JCPL SUB-TRANS SUBS	TRAYNOR SUB	35210 - Structures, Improvements	Fence	\$6,707.32	\$5,397.60	\$1,309.72
JCP&L Jersey Central Pwr & Lht	JCPL SUB-TRANS SUBS	TRAYNOR SUB	35210 - Structures, Improvements	Gas or Oil Supply System	\$7,341.39	\$3,610.60	\$3,730.79
JCP&L Jersey Central Pwr & Lht	JCPL SUB-TRANS SUBS	TRAYNOR SUB	35210 - Structures, Improvements	Prefab Building	\$14,538.16	\$11,699.35	\$2,838.81
JCP&L Jersey Central Pwr & Lht	JCPL SUB-TRANS SUBS	TRAYNOR SUB	35210 - Structures, Improvements	Site Improvements	\$17,550.89	\$16,408.05	\$1,142.84
JCP&L Jersey Central Pwr & Lht	JCPL SUB-TRANS SUBS	TRAYNOR SUB	35210 - Structures, Improvements	Site Improvements	\$18,446.58	\$6,771.16	\$11,675.42
JCP&L Jersey Central Pwr & Lht	JCPL SUB-TRANS SUBS	TRAYNOR SUB	35210 - Structures, Improvements	Fence	\$23,106.34	\$8,481.61	\$14,624.73
JCP&L Jersey Central Pwr & Lht	JCPL SUB-TRANS SUBS	TRAYNOR SUB	35210 - Structures, Improvements	Site Improvements	\$38,757.80	\$31,189.71	\$7,568.09
JCP&L Jersey Central Pwr & Lht	JCPL SUB-TRANS SUBS	TRAYNOR SUB	35210 - Structures, Improvements	Building	\$57,099.58	\$45,949.97	\$11,149.61
JCP&L Jersey Central Pwr & Lht	JCPL SUB-TRANS SUBS	TRAYNOR SUB	35210 - Structures, Improvements	Gas or Oil Supply System	\$110,815.52	\$42,665.41	\$68,150.11
TRAYNOR SUB Total					\$346,938.44	\$212,412.87	\$134,525.57
JCP&L Jersey Central Pwr & Lht	JCPL - UNSPECIFIED	Unspecified JCPL	35210 - Structures, Improvements	Office Equipment	\$3,505.61	\$961.71	\$2,543.90
JCP&L Jersey Central Pwr & Lht	JCPL - UNSPECIFIED	Unspecified JCPL	35210 - Structures, Improvements	Unspecified	\$1,493,383.90	\$58,245.41	\$1,435,138.49
Unspecified JCPL Total					\$1,496,889.51	\$59,207.12	\$1,437,682.39
JCP&L Jersey Central Pwr & Lht	JCPL SUB-TRANS SUBS	VERNON SUB	35210 - Structures, Improvements	Sign	\$53.82	\$38.82	\$15.00
JCP&L Jersey Central Pwr & Lht	JCPL SUB-TRANS SUBS	VERNON SUB	35210 - Structures, Improvements	Landscaping	\$100.06	\$72.19	\$27.87
JCP&L Jersey Central Pwr & Lht	JCPL SUB-TRANS SUBS	VERNON SUB	35210 - Structures, Improvements	Yard Surfacing	\$275.47	\$37.99	\$237.48
JCP&L Jersey Central Pwr & Lht	JCPL SUB-TRANS SUBS	VERNON SUB	35210 - Structures, Improvements	Lighting/Power System	\$783.96	\$565.58	\$218.38
JCP&L Jersey Central Pwr & Lht	JCPL SUB-TRANS SUBS	VERNON SUB	35210 - Structures, Improvements	Yard Drainage System	\$1,848.60	\$1,333.66	\$514.94
JCP&L Jersey Central Pwr & Lht	JCPL SUB-TRANS SUBS	VERNON SUB	35210 - Structures, Improvements	Fence	\$2,777.00	\$1,833.09	\$943.91
JCP&L Jersey Central Pwr & Lht	JCPL SUB-TRANS SUBS	VERNON SUB	35210 - Structures, Improvements	Site Improvements	\$5,112.96	\$3,688.70	\$1,424.26
JCP&L Jersey Central Pwr & Lht	JCPL SUB-TRANS SUBS	VERNON SUB	35210 - Structures, Improvements	Yard Drainage System	\$10,159.15	\$6,706.02	\$3,453.13
JCP&L Jersey Central Pwr & Lht	JCPL SUB-TRANS SUBS	VERNON SUB	35210 - Structures, Improvements	Fence	\$13,405.61	\$9,671.36	\$3,734.25
JCP&L Jersey Central Pwr & Lht	JCPL SUB-TRANS SUBS	VERNON SUB	35210 - Structures, Improvements	Prefab Building	\$14,067.43	\$10,148.81	\$3,918.62
JCP&L Jersey Central Pwr & Lht	JCPL SUB-TRANS SUBS	VERNON SUB	35210 - Structures, Improvements	Site Improvements	\$17,829.90	\$11,769.46	\$6,060.44
JCP&L Jersey Central Pwr & Lht	JCPL SUB-TRANS SUBS	VERNON SUB	35210 - Structures, Improvements	Building	\$23,025.97	\$15,199.37	\$7,826.60
JCP&L Jersey Central Pwr & Lht	JCPL SUB-TRANS SUBS	VERNON SUB	35210 - Structures, Improvements	Building	\$60,023.56	\$43,303.44	\$16,720.12
VERNON SUB Total					\$149,463.49	\$104,368.51	\$45,094.98
JCP&L Jersey Central Pwr & Lht	JCPL TRANS SUBS	W WHARTON PUMP HOUSE SUB	35210 - Structures, Improvements	Lighting/Power System	\$37.86	\$37.08	\$0.78
JCP&L Jersey Central Pwr & Lht	JCPL TRANS SUBS	W WHARTON PUMP HOUSE SUB	35210 - Structures, Improvements	Lighting/Power System	\$71.85	\$76.64	(\$4.79)
JCP&L Jersey Central Pwr & Lht	JCPL TRANS SUBS	W WHARTON PUMP HOUSE SUB	35210 - Structures, Improvements	Lighting/Power System	\$88.14	\$85.72	\$2.42
JCP&L Jersey Central Pwr & Lht	JCPL TRANS SUBS	W WHARTON PUMP HOUSE SUB	35210 - Structures, Improvements	Building	\$128.00	\$120.57	\$7.43
JCP&L Jersey Central Pwr & Lht	JCPL TRANS SUBS	W WHARTON PUMP HOUSE SUB	35210 - Structures, Improvements	Lighting/Power System	\$145.06	\$143.95	\$1.11
JCP&L Jersey Central Pwr & Lht	JCPL TRANS SUBS	W WHARTON PUMP HOUSE SUB	35210 - Structures, Improvements	Building	\$1,036.86	\$1,028.97	\$7.89
JCP&L Jersey Central Pwr & Lht	JCPL TRANS SUBS	W WHARTON PUMP HOUSE SUB	35210 - Structures, Improvements	Building	\$1,054.60	\$984.42	\$70.18
JCP&L Jersey Central Pwr & Lht	JCPL TRANS SUBS	W WHARTON PUMP HOUSE SUB	35210 - Structures, Improvements	Building	\$3,415.58	\$3,643.06	(\$227.48)
W WHARTON PUMP HOUSE SUB Total					\$5,977.95	\$6,120.40	(\$142.45)
JCP&L Jersey Central Pwr & Lht	JCPL TRANS SUBS	WEST WHARTON SUB	35210 - Structures, Improvements	Building	\$55.40	\$36.00	\$19.40
JCP&L Jersey Central Pwr & Lht	JCPL TRANS SUBS	WEST WHARTON SUB	35210 - Structures, Improvements	Building	\$88.72	\$86.29	\$2.43
JCP&L Jersey Central Pwr & Lht	JCPL TRANS SUBS	WEST WHARTON SUB	35210 - Structures, Improvements	Yard Drainage System	\$355.44	\$252.52	\$102.92
JCP&L Jersey Central Pwr & Lht	JCPL TRANS SUBS	WEST WHARTON SUB	35210 - Structures, Improvements	Building	\$374.70	\$367.02	\$7.68
JCP&L Jersey Central Pwr & Lht	JCPL TRANS SUBS	WEST WHARTON SUB	35210 - Structures, Improvements	Site Improvements	\$1,328.49	\$842.37	\$486.12
JCP&L Jersey Central Pwr & Lht	JCPL TRANS SUBS	WEST WHARTON SUB	35210 - Structures, Improvements	Building	\$2,801.81	\$2,704.83	\$96.98
JCP&L Jersey Central Pwr & Lht	JCPL TRANS SUBS	WEST WHARTON SUB	35210 - Structures, Improvements	UPS	\$3,778.90	\$904.99	\$2,873.91
JCP&L Jersey Central Pwr & Lht	JCPL TRANS SUBS	WEST WHARTON SUB	35210 - Structures, Improvements	Building	\$4,457.50	\$2,462.52	\$1,994.98
JCP&L Jersey Central Pwr & Lht	JCPL TRANS SUBS	WEST WHARTON SUB	35210 - Structures, Improvements	Building	\$5,077.57	\$3,219.57	\$1,858.00
JCP&L Jersey Central Pwr & Lht	JCPL TRANS SUBS	WEST WHARTON SUB	35210 - Structures, Improvements	Building	\$6,109.23	\$5,702.69	\$406.54
JCP&L Jersey Central Pwr & Lht	JCPL TRANS SUBS	WEST WHARTON SUB	35210 - Structures, Improvements	Office Equipment	\$6,127.75	\$1,681.05	\$4,446.70
JCP&L Jersey Central Pwr & Lht	JCPL TRANS SUBS	WEST WHARTON SUB	35210 - Structures, Improvements	Building	\$6,489.38	\$5,466.47	\$1,022.91

Company	Major Location	Asset Location	Utility Account	Asset Retirement Unit	Book Cost	Allocated Reserve	Net Book Value
JCP&L Jersey Central Pwr & Lht	JCPL TRANS SUBS	WEST WHARTON SUB	35210 - Structures, Improvements	Fence	\$9,200.53	\$6,536.52	\$2,664.01
JCP&L Jersey Central Pwr & Lht	JCPL TRANS SUBS	WEST WHARTON SUB	35210 - Structures, Improvements	Building	\$13,084.91	\$13,956.37	(\$871.46)
JCP&L Jersey Central Pwr & Lht	JCPL TRANS SUBS	WEST WHARTON SUB	35210 - Structures, Improvements	Building	\$15,225.91	\$13,647.29	\$1,578.62
JCP&L Jersey Central Pwr & Lht	JCPL TRANS SUBS	WEST WHARTON SUB	35210 - Structures, Improvements	Driveways, Parking, Roads and Walks	\$17,402.22	\$6,607.98	\$10,794.24
JCP&L Jersey Central Pwr & Lht	JCPL TRANS SUBS	WEST WHARTON SUB	35210 - Structures, Improvements	Fence	\$21,909.15	\$10,989.31	\$10,919.84
JCP&L Jersey Central Pwr & Lht	JCPL TRANS SUBS	WEST WHARTON SUB	35210 - Structures, Improvements	Site Improvements	\$36,829.22	\$18,473.00	\$18,356.22
JCP&L Jersey Central Pwr & Lht	JCPL TRANS SUBS	WEST WHARTON SUB	35210 - Structures, Improvements	Building	\$40,829.41	\$17,651.22	\$23,178.19
JCP&L Jersey Central Pwr & Lht	JCPL TRANS SUBS	WEST WHARTON SUB	35210 - Structures, Improvements	Site Improvements	\$42,220.96	\$29,995.93	\$12,225.03
JCP&L Jersey Central Pwr & Lht	JCPL TRANS SUBS	WEST WHARTON SUB	35210 - Structures, Improvements	Building	\$53,963.26	\$38,338.25	\$15,625.01
JCP&L Jersey Central Pwr & Lht	JCPL TRANS SUBS	WEST WHARTON SUB	35210 - Structures, Improvements	Building	\$42,208.59	\$42,208.59	\$41,941.78
JCP&L Jersey Central Pwr & Lht	JCPL TRANS SUBS	WEST WHARTON SUB	35210 - Structures, Improvements	Building	\$99,696.87	\$37,856.92	\$61,839.95
JCP&L Jersey Central Pwr & Lht	JCPL TRANS SUBS	WEST WHARTON SUB	35210 - Structures, Improvements	Building	\$177,711.30	\$48,752.18	\$128,959.12
		WEST WHARTON SUB Total			\$649,269.00	\$308,739.88	\$340,529.12
JCP&L Jersey Central Pwr & Lht	JCPL TRANS SUBS	WHIPPANY SUB	35210 - Structures, Improvements	Yard Surfacing	(\$9.26)	(\$1.11)	(\$8.15)
JCP&L Jersey Central Pwr & Lht	JCPL TRANS SUBS	WHIPPANY SUB	35210 - Structures, Improvements	Sign	\$4.70	\$3.90	\$0.80
JCP&L Jersey Central Pwr & Lht	JCPL TRANS SUBS	WHIPPANY SUB	35210 - Structures, Improvements	Yard range & protective lighting	\$44.78	\$35.52	\$9.26
JCP&L Jersey Central Pwr & Lht	JCPL TRANS SUBS	WHIPPANY SUB	35210 - Structures, Improvements	Lighting/Power System	\$59.81	\$55.30	\$4.51
JCP&L Jersey Central Pwr & Lht	JCPL TRANS SUBS	WHIPPANY SUB	35210 - Structures, Improvements	Site Improvements	\$72.90	\$43.89	\$29.01
JCP&L Jersey Central Pwr & Lht	JCPL TRANS SUBS	WHIPPANY SUB	35210 - Structures, Improvements	Landscaping	\$247.06	\$192.76	\$54.30
JCP&L Jersey Central Pwr & Lht	JCPL TRANS SUBS	WHIPPANY SUB	35210 - Structures, Improvements	Driveways, Parking, Roads and Walks	\$257.58	\$225.57	\$32.01
JCP&L Jersey Central Pwr & Lht	JCPL TRANS SUBS	WHIPPANY SUB	35210 - Structures, Improvements	Yard range & protective lighting	\$283.94	\$254.51	\$29.43
JCP&L Jersey Central Pwr & Lht	JCPL TRANS SUBS	WHIPPANY SUB	35210 - Structures, Improvements	Site Improvements	\$408.28	\$271.64	\$136.64
JCP&L Jersey Central Pwr & Lht	JCPL TRANS SUBS	WHIPPANY SUB	35210 - Structures, Improvements	Building	\$453.25	\$370.97	\$82.28
JCP&L Jersey Central Pwr & Lht	JCPL TRANS SUBS	WHIPPANY SUB	35210 - Structures, Improvements	Site Improvements	\$465.07	\$474.28	(\$9.21)
JCP&L Jersey Central Pwr & Lht	JCPL TRANS SUBS	WHIPPANY SUB	35210 - Structures, Improvements	Building	\$478.48	\$288.03	\$190.45
JCP&L Jersey Central Pwr & Lht	JCPL TRANS SUBS	WHIPPANY SUB	35210 - Structures, Improvements	Dock, Loading	\$487.43	\$404.85	\$82.58
JCP&L Jersey Central Pwr & Lht	JCPL TRANS SUBS	WHIPPANY SUB	35210 - Structures, Improvements	Landscaping	\$565.50	\$495.23	\$70.27
JCP&L Jersey Central Pwr & Lht	JCPL TRANS SUBS	WHIPPANY SUB	35210 - Structures, Improvements	UPS	\$566.53	\$477.23	\$89.30
JCP&L Jersey Central Pwr & Lht	JCPL TRANS SUBS	WHIPPANY SUB	35210 - Structures, Improvements	Site Improvements	\$585.94	\$486.67	\$99.27
JCP&L Jersey Central Pwr & Lht	JCPL TRANS SUBS	WHIPPANY SUB	35210 - Structures, Improvements	HVAC	\$628.70	\$473.53	\$155.17
JCP&L Jersey Central Pwr & Lht	JCPL TRANS SUBS	WHIPPANY SUB	35210 - Structures, Improvements	Site Improvements	\$643.41	\$493.39	\$150.02
JCP&L Jersey Central Pwr & Lht	JCPL TRANS SUBS	WHIPPANY SUB	35210 - Structures, Improvements	Building	\$686.32	\$544.44	\$141.88
JCP&L Jersey Central Pwr & Lht	JCPL TRANS SUBS	WHIPPANY SUB	35210 - Structures, Improvements	HVAC	\$886.84	\$603.61	\$283.23
JCP&L Jersey Central Pwr & Lht	JCPL TRANS SUBS	WHIPPANY SUB	35210 - Structures, Improvements	HVAC	\$1,100.00	\$607.69	\$492.31
JCP&L Jersey Central Pwr & Lht	JCPL TRANS SUBS	WHIPPANY SUB	35210 - Structures, Improvements	Site Improvements	\$1,333.73	\$1,168.00	\$165.73
JCP&L Jersey Central Pwr & Lht	JCPL TRANS SUBS	WHIPPANY SUB	35210 - Structures, Improvements	Site Improvements	\$1,427.23	\$1,515.85	(\$88.62)
JCP&L Jersey Central Pwr & Lht	JCPL TRANS SUBS	WHIPPANY SUB	35210 - Structures, Improvements	Yard range & protective lighting	\$1,437.46	\$1,121.53	\$315.93
JCP&L Jersey Central Pwr & Lht	JCPL TRANS SUBS	WHIPPANY SUB	35210 - Structures, Improvements	Building	\$1,535.96	\$1,021.93	\$514.03
JCP&L Jersey Central Pwr & Lht	JCPL TRANS SUBS	WHIPPANY SUB	35210 - Structures, Improvements	Yard range & protective lighting	\$1,697.88	\$1,731.48	(\$33.60)
JCP&L Jersey Central Pwr & Lht	JCPL TRANS SUBS	WHIPPANY SUB	35210 - Structures, Improvements	Prefab Building	\$1,975.99	\$1,827.13	\$148.86
JCP&L Jersey Central Pwr & Lht	JCPL TRANS SUBS	WHIPPANY SUB	35210 - Structures, Improvements	Site Improvements	\$2,069.13	\$1,931.43	\$137.70
JCP&L Jersey Central Pwr & Lht	JCPL TRANS SUBS	WHIPPANY SUB	35210 - Structures, Improvements	Yard range & protective lighting	\$2,210.21	\$1,958.66	\$251.55
JCP&L Jersey Central Pwr & Lht	JCPL TRANS SUBS	WHIPPANY SUB	35210 - Structures, Improvements	Site Improvements	\$2,868.40	\$2,275.44	\$592.96
JCP&L Jersey Central Pwr & Lht	JCPL TRANS SUBS	WHIPPANY SUB	35210 - Structures, Improvements	Yard Surfacing	\$3,129.59	\$324.52	\$2,805.07
JCP&L Jersey Central Pwr & Lht	JCPL TRANS SUBS	WHIPPANY SUB	35210 - Structures, Improvements	Yard range & protective lighting	\$3,231.22	\$2,987.81	\$243.41
JCP&L Jersey Central Pwr & Lht	JCPL TRANS SUBS	WHIPPANY SUB	35210 - Structures, Improvements	Site Improvements	\$3,334.98	\$2,369.34	\$965.64
JCP&L Jersey Central Pwr & Lht	JCPL TRANS SUBS	WHIPPANY SUB	35210 - Structures, Improvements	Potable Water Supply System	\$3,470.27	\$3,039.05	\$431.22
JCP&L Jersey Central Pwr & Lht	JCPL TRANS SUBS	WHIPPANY SUB	35210 - Structures, Improvements	Gas or Oil Supply System	\$3,646.84	\$1,703.50	\$1,943.34
JCP&L Jersey Central Pwr & Lht	JCPL TRANS SUBS	WHIPPANY SUB	35210 - Structures, Improvements	Site Improvements	\$4,060.29	\$3,323.23	\$737.06
JCP&L Jersey Central Pwr & Lht	JCPL TRANS SUBS	WHIPPANY SUB	35210 - Structures, Improvements	UPS	\$4,273.44	\$3,742.41	\$531.03
JCP&L Jersey Central Pwr & Lht	JCPL TRANS SUBS	WHIPPANY SUB	35210 - Structures, Improvements	Site Improvements	\$6,304.98	\$4,660.72	\$1,644.26
JCP&L Jersey Central Pwr & Lht	JCPL TRANS SUBS	WHIPPANY SUB	35210 - Structures, Improvements	Site Improvements	\$6,819.96	\$5,744.94	\$1,075.02
JCP&L Jersey Central Pwr & Lht	JCPL TRANS SUBS	WHIPPANY SUB	35210 - Structures, Improvements	Sanitary/Septic Sewer System	\$8,955.31	\$5,390.86	\$3,564.45
JCP&L Jersey Central Pwr & Lht	JCPL TRANS SUBS	WHIPPANY SUB	35210 - Structures, Improvements	Lighting/Power System	\$3,477.33	\$3,477.22	\$5,680.11
JCP&L Jersey Central Pwr & Lht	JCPL TRANS SUBS	WHIPPANY SUB	35210 - Structures, Improvements	Building	\$9,214.56	\$6,811.51	\$2,403.05
JCP&L Jersey Central Pwr & Lht	JCPL TRANS SUBS	WHIPPANY SUB	35210 - Structures, Improvements	Yard range & protective lighting	\$9,360.14	\$7,991.87	\$1,368.27
JCP&L Jersey Central Pwr & Lht	JCPL TRANS SUBS	WHIPPANY SUB	35210 - Structures, Improvements	Building	\$11,345.27	\$9,556.93	\$1,788.34
JCP&L Jersey Central Pwr & Lht	JCPL TRANS SUBS	WHIPPANY SUB	35210 - Structures, Improvements	Site Improvements	\$12,008.20	\$10,641.52	\$1,366.68

Company	Major Location	Asset Location	Utility Account	Asset Retirement Unit	Book Cost	Allocated Reserve	Net Book Value
JCP&L Jersey Central Pwr & Lht	JCPL TRANS SUBS	WHIPPANY SUB	35210 - Structures, Improvements	Building	\$12,086.41	\$10,710.84	\$1,375.57
JCP&L Jersey Central Pwr & Lht	JCPL TRANS SUBS	WHIPPANY SUB	35210 - Structures, Improvements	Building	\$12,377.17	\$11,444.77	\$932.40
JCP&L Jersey Central Pwr & Lht	JCPL TRANS SUBS	WHIPPANY SUB	35210 - Structures, Improvements	Misc Tools & Equipment	\$12,411.02	\$5,148.37	\$7,262.65
JCP&L Jersey Central Pwr & Lht	JCPL TRANS SUBS	WHIPPANY SUB	35210 - Structures, Improvements	Building	\$12,428.38	\$10,884.01	\$1,544.37
JCP&L Jersey Central Pwr & Lht	JCPL TRANS SUBS	WHIPPANY SUB	35210 - Structures, Improvements	Building	\$15,924.89	\$13,596.98	\$2,327.91
JCP&L Jersey Central Pwr & Lht	JCPL TRANS SUBS	WHIPPANY SUB	35210 - Structures, Improvements	HVAC	\$15,962.69	\$13,979.13	\$1,983.56
JCP&L Jersey Central Pwr & Lht	JCPL TRANS SUBS	WHIPPANY SUB	35210 - Structures, Improvements	Lighting/Power System	\$17,752.99	\$15,546.97	\$2,206.02
JCP&L Jersey Central Pwr & Lht	JCPL TRANS SUBS	WHIPPANY SUB	35210 - Structures, Improvements	Site Improvements	\$18,006.65	\$6,204.05	\$11,802.60
JCP&L Jersey Central Pwr & Lht	JCPL TRANS SUBS	WHIPPANY SUB	35210 - Structures, Improvements	Site Improvements	\$19,454.77	\$17,989.20	\$1,465.57
JCP&L Jersey Central Pwr & Lht	JCPL TRANS SUBS	WHIPPANY SUB	35210 - Structures, Improvements	Site Improvements	\$23,506.19	\$20,070.04	\$3,436.15
JCP&L Jersey Central Pwr & Lht	JCPL TRANS SUBS	WHIPPANY SUB	35210 - Structures, Improvements	Building	\$27,920.30	\$21,783.99	\$6,136.31
JCP&L Jersey Central Pwr & Lht	JCPL TRANS SUBS	WHIPPANY SUB	35210 - Structures, Improvements	Apron or Ramp	\$27,966.84	\$2,899.97	\$25,066.87
JCP&L Jersey Central Pwr & Lht	JCPL TRANS SUBS	WHIPPANY SUB	35210 - Structures, Improvements	Site Improvements	\$28,315.57	\$22,092.38	\$6,223.19
JCP&L Jersey Central Pwr & Lht	JCPL TRANS SUBS	WHIPPANY SUB	35210 - Structures, Improvements	Fence	\$29,211.81	\$8,013.78	\$21,198.03
JCP&L Jersey Central Pwr & Lht	JCPL TRANS SUBS	WHIPPANY SUB	35210 - Structures, Improvements	Prefab Building	\$32,606.96	\$28,555.16	\$4,051.80
JCP&L Jersey Central Pwr & Lht	JCPL TRANS SUBS	WHIPPANY SUB	35210 - Structures, Improvements	Building	\$69,721.18	\$26,474.55	\$43,246.63
JCP&L Jersey Central Pwr & Lht	JCPL TRANS SUBS	WHIPPANY SUB	35210 - Structures, Improvements	Fence	\$70,271.05	\$26,683.34	\$43,587.71
		WHIPPANY SUB Total			\$569,710.50	\$355,196.32	\$214,514.18
JCP&L Jersey Central Pwr & Lht	JCPL SUB-TRANS SUBS	WHITINGS SUB	35210 - Structures, Improvements	Sign	\$41.52	\$34.96	\$6.56
JCP&L Jersey Central Pwr & Lht	JCPL SUB-TRANS SUBS	WHITINGS SUB	35210 - Structures, Improvements	Building	\$86.58	\$70.78	\$15.80
JCP&L Jersey Central Pwr & Lht	JCPL SUB-TRANS SUBS	WHITINGS SUB	35210 - Structures, Improvements	Building	\$283.04	\$247.97	\$35.07
JCP&L Jersey Central Pwr & Lht	JCPL SUB-TRANS SUBS	WHITINGS SUB	35210 - Structures, Improvements	Site Improvements	\$630.33	\$406.01	\$224.32
JCP&L Jersey Central Pwr & Lht	JCPL SUB-TRANS SUBS	WHITINGS SUB	35210 - Structures, Improvements	Site Improvements	\$863.74	\$610.24	\$253.50
JCP&L Jersey Central Pwr & Lht	JCPL SUB-TRANS SUBS	WHITINGS SUB	35210 - Structures, Improvements	Site Improvements	\$1,004.38	\$879.96	\$124.42
JCP&L Jersey Central Pwr & Lht	JCPL SUB-TRANS SUBS	WHITINGS SUB	35210 - Structures, Improvements	Building	\$1,570.58	\$1,036.74	\$533.84
JCP&L Jersey Central Pwr & Lht	JCPL SUB-TRANS SUBS	WHITINGS SUB	35210 - Structures, Improvements	Fence	\$1,690.06	\$1,115.61	\$574.45
JCP&L Jersey Central Pwr & Lht	JCPL SUB-TRANS SUBS	WHITINGS SUB	35210 - Structures, Improvements	Site Improvements	\$1,966.81	\$967.30	\$999.51
JCP&L Jersey Central Pwr & Lht	JCPL SUB-TRANS SUBS	WHITINGS SUB	35210 - Structures, Improvements	Site Improvements	\$1,992.79	\$1,315.43	\$677.36
JCP&L Jersey Central Pwr & Lht	JCPL SUB-TRANS SUBS	WHITINGS SUB	35210 - Structures, Improvements	Building	\$2,007.70	\$1,418.44	\$589.26
JCP&L Jersey Central Pwr & Lht	JCPL SUB-TRANS SUBS	WHITINGS SUB	35210 - Structures, Improvements	Building	\$2,221.56	\$1,092.60	\$1,128.96
JCP&L Jersey Central Pwr & Lht	JCPL SUB-TRANS SUBS	WHITINGS SUB	35210 - Structures, Improvements	Fence	\$2,725.94	\$1,925.88	\$800.06
JCP&L Jersey Central Pwr & Lht	JCPL SUB-TRANS SUBS	WHITINGS SUB	35210 - Structures, Improvements	Fence	\$3,426.92	\$3,002.39	\$424.53
JCP&L Jersey Central Pwr & Lht	JCPL SUB-TRANS SUBS	WHITINGS SUB	35210 - Structures, Improvements	Prefab Building	\$24,138.17	\$15,933.53	\$8,204.64
JCP&L Jersey Central Pwr & Lht	JCPL SUB-TRANS SUBS	WHITINGS SUB	35210 - Structures, Improvements	Prefab Building	\$77,274.97	\$32,519.88	\$44,755.09
JCP&L Jersey Central Pwr & Lht	JCPL SUB-TRANS SUBS	WHITINGS SUB	35210 - Structures, Improvements	Fence	\$112,339.37	\$47,276.15	\$65,063.22
JCP&L Jersey Central Pwr & Lht	JCPL SUB-TRANS SUBS	WHITINGS SUB	35210 - Structures, Improvements	Building	\$118,335.21	\$49,799.40	\$68,535.81
JCP&L Jersey Central Pwr & Lht	JCPL SUB-TRANS SUBS	WHITINGS SUB	35210 - Structures, Improvements	Landscaping	\$133,083.07	\$56,005.80	\$77,077.27
JCP&L Jersey Central Pwr & Lht	JCPL SUB-TRANS SUBS	WHITINGS SUB	35210 - Structures, Improvements	Site Improvements	\$305,488.16	\$128,559.61	\$176,928.55
		WHITINGS SUB Total			\$791,170.90	\$344,218.69	\$446,952.21
JCP&L Jersey Central Pwr & Lht	JCPL SUB-TRANS SUBS	WILLIAMS SUB	35210 - Structures, Improvements	Building	\$72,565.00	\$8,782.07	\$63,782.93
		WILLIAMS SUB Total			\$72,565.00	\$8,782.07	\$63,782.93
JCP&L Jersey Central Pwr & Lht	JCPL SUB-TRANS SUBS	WINDSOR SUB	35210 - Structures, Improvements	Sign	\$36.94	\$31.10	\$5.84
JCP&L Jersey Central Pwr & Lht	JCPL SUB-TRANS SUBS	WINDSOR SUB	35210 - Structures, Improvements	HVAC	\$89.20	\$60.28	\$28.92
JCP&L Jersey Central Pwr & Lht	JCPL SUB-TRANS SUBS	WINDSOR SUB	35210 - Structures, Improvements	Building	\$131.80	\$109.38	\$22.42
JCP&L Jersey Central Pwr & Lht	JCPL SUB-TRANS SUBS	WINDSOR SUB	35210 - Structures, Improvements	Yard Surfacing	\$333.71	\$34.80	\$298.91
JCP&L Jersey Central Pwr & Lht	JCPL SUB-TRANS SUBS	WINDSOR SUB	35210 - Structures, Improvements	Sign	\$627.52	\$535.72	\$91.80
JCP&L Jersey Central Pwr & Lht	JCPL SUB-TRANS SUBS	WINDSOR SUB	35210 - Structures, Improvements	Landscaping	\$681.99	\$565.99	\$116.00
JCP&L Jersey Central Pwr & Lht	JCPL SUB-TRANS SUBS	WINDSOR SUB	35210 - Structures, Improvements	Building	\$772.44	\$459.54	\$312.90
JCP&L Jersey Central Pwr & Lht	JCPL SUB-TRANS SUBS	WINDSOR SUB	35210 - Structures, Improvements	Building	\$789.67	\$683.14	\$106.53
JCP&L Jersey Central Pwr & Lht	JCPL SUB-TRANS SUBS	WINDSOR SUB	35210 - Structures, Improvements	Prefab Building	\$1,116.93	\$926.96	\$189.97
JCP&L Jersey Central Pwr & Lht	JCPL SUB-TRANS SUBS	WINDSOR SUB	35210 - Structures, Improvements	Site Improvements	\$1,644.61	\$1,422.73	\$221.88
JCP&L Jersey Central Pwr & Lht	JCPL SUB-TRANS SUBS	WINDSOR SUB	35210 - Structures, Improvements	Yard range & protective lighting	\$2,078.11	\$1,404.43	\$673.68
JCP&L Jersey Central Pwr & Lht	JCPL SUB-TRANS SUBS	WINDSOR SUB	35210 - Structures, Improvements	Fence	\$2,432.82	\$1,487.76	\$945.06
JCP&L Jersey Central Pwr & Lht	JCPL SUB-TRANS SUBS	WINDSOR SUB	35210 - Structures, Improvements	Site Improvements	\$2,646.91	\$1,618.68	\$1,028.23
JCP&L Jersey Central Pwr & Lht	JCPL SUB-TRANS SUBS	WINDSOR SUB	35210 - Structures, Improvements	Fence	\$3,382.95	\$2,926.55	\$456.40
JCP&L Jersey Central Pwr & Lht	JCPL SUB-TRANS SUBS	WINDSOR SUB	35210 - Structures, Improvements	Site Improvements	\$4,374.47	\$2,602.46	\$1,772.01
JCP&L Jersey Central Pwr & Lht	JCPL SUB-TRANS SUBS	WINDSOR SUB	35210 - Structures, Improvements	Landscaping	\$6,877.94	\$4,648.25	\$2,229.69
JCP&L Jersey Central Pwr & Lht	JCPL SUB-TRANS SUBS	WINDSOR SUB	35210 - Structures, Improvements	Building	\$11,665.43	\$7,133.81	\$4,531.62

Company	Major Location	Asset Location	Utility Account	Asset Retirement Unit	Book Cost	Allocated Reserve	Net Book Value
JCP&L Jersey Central Pwr & Lht	JCPL SUB-TRANS SUBS	WINDSOR SUB	35210 - Structures, Improvements	Gas or Oil Supply System	\$13,643.78	\$6,710.22	\$6,933.56
JCP&L Jersey Central Pwr & Lht	JCPL SUB-TRANS SUBS	WINDSOR SUB	35210 - Structures, Improvements	Fence	\$13,646.21	\$9,222.39	\$4,423.82
JCP&L Jersey Central Pwr & Lht	JCPL SUB-TRANS SUBS	WINDSOR SUB	35210 - Structures, Improvements	Site Improvements	\$24,072.54	\$9,699.80	\$14,372.74
JCP&L Jersey Central Pwr & Lht	JCPL SUB-TRANS SUBS	WINDSOR SUB	35210 - Structures, Improvements	Prefab Building	\$36,347.34	\$24,564.28	\$11,783.06
JCP&L Jersey Central Pwr & Lht	JCPL SUB-TRANS SUBS	WINDSOR SUB	35210 - Structures, Improvements	Building	\$43,003.19	\$17,327.72	\$25,675.47
JCP&L Jersey Central Pwr & Lht	JCPL SUB-TRANS SUBS	WINDSOR SUB	35210 - Structures, Improvements	Building	\$80,758.30	\$54,578.12	\$26,180.18
JCP&L Jersey Central Pwr & Lht	JCPL SUB-TRANS SUBS	WINDSOR SUB	35210 - Structures, Improvements	Site Improvements	\$89,944.97	\$60,786.66	\$29,158.31
		WINDSOR SUB Total			\$341,099.77	\$209,540.76	\$131,559.01
			35210 - Structures, Improvements Total		\$27,959,105.37	\$11,319,987.25	\$16,639,118.12
JCP&L Jersey Central Pwr & Lht	JCPL SUB-TRANS SUBS	BERNARDSVILLE TRANS SUB	35220 - Clearing, Grading Of Land	Site Clearing	\$531.07	\$446.98	\$84.09
JCP&L Jersey Central Pwr & Lht	JCPL SUB-TRANS SUBS	BERNARDSVILLE TRANS SUB	35220 - Clearing, Grading Of Land	Site Clearing	\$16,705.42	\$16,024.43	\$680.99
		BERNARDSVILLE TRANS SUB Total			\$17,236.49	\$16,471.41	\$765.08
JCP&L Jersey Central Pwr & Lht	JCPL TRANS SUBS	GLEN GARDNER SUB	35220 - Clearing, Grading Of Land	Site Clearing	\$71,083.30	\$11,011.67	\$60,071.63
		GLEN GARDNER SUB Total			\$71,083.30	\$11,011.67	\$60,071.63
JCP&L Jersey Central Pwr & Lht	JCPL TRANS SUBS	RARITAN RIVER STATION SUB	35220 - Clearing, Grading Of Land	Site Clearing	(\$1,404.17)	(\$168.79)	(\$1,235.38)
		RARITAN RIVER STATION SUB Total			(\$1,404.17)	(\$168.79)	(\$1,235.38)
JCP&L Jersey Central Pwr & Lht	JCPL SUB-TRANS SUBS	ROCKAWAY SUBTRAN SUB	35220 - Clearing, Grading Of Land	Site Clearing	\$1,449.97	\$1,253.88	\$196.09
JCP&L Jersey Central Pwr & Lht	JCPL SUB-TRANS SUBS	ROCKAWAY SUBTRAN SUB	35220 - Clearing, Grading Of Land	Site Clearing	\$3,486.22	\$2,848.88	\$637.34
JCP&L Jersey Central Pwr & Lht	JCPL SUB-TRANS SUBS	ROCKAWAY SUBTRAN SUB	35220 - Clearing, Grading Of Land	Site Clearing	\$3,959.29	\$3,827.88	\$131.41
JCP&L Jersey Central Pwr & Lht	JCPL SUB-TRANS SUBS	ROCKAWAY SUBTRAN SUB	35220 - Clearing, Grading Of Land	Site Clearing	\$5,041.23	\$5,214.70	(\$173.47)
JCP&L Jersey Central Pwr & Lht	JCPL SUB-TRANS SUBS	ROCKAWAY SUBTRAN SUB	35220 - Clearing, Grading Of Land	Site Clearing	\$9,079.83	\$7,748.71	\$1,331.12
JCP&L Jersey Central Pwr & Lht	JCPL SUB-TRANS SUBS	ROCKAWAY SUBTRAN SUB	35220 - Clearing, Grading Of Land	Site Clearing	\$12,265.36	\$7,897.55	\$4,367.81
JCP&L Jersey Central Pwr & Lht	JCPL SUB-TRANS SUBS	ROCKAWAY SUBTRAN SUB	35220 - Clearing, Grading Of Land	Site Clearing	\$18,672.08	\$15,715.65	\$2,956.43
JCP&L Jersey Central Pwr & Lht	JCPL SUB-TRANS SUBS	ROCKAWAY SUBTRAN SUB	35220 - Clearing, Grading Of Land	Site Clearing	\$24,551.76	\$16,200.47	\$8,351.29
		ROCKAWAY SUBTRAN SUB Total			\$78,505.74	\$60,707.72	\$17,798.02
JCP&L Jersey Central Pwr & Lht	JCPL SUB-TRANS SUBS	SPARTA SUBTRAN SUB	35220 - Clearing, Grading Of Land	Site Clearing	\$2,729.65	\$2,550.95	\$178.70
JCP&L Jersey Central Pwr & Lht	JCPL SUB-TRANS SUBS	SPARTA SUBTRAN SUB	35220 - Clearing, Grading Of Land	Site Clearing	\$2,799.91	\$2,060.20	\$739.71
JCP&L Jersey Central Pwr & Lht	JCPL SUB-TRANS SUBS	SPARTA SUBTRAN SUB	35220 - Clearing, Grading Of Land	Site Clearing	\$7,882.11	\$5,684.34	\$2,197.77
JCP&L Jersey Central Pwr & Lht	JCPL SUB-TRANS SUBS	SPARTA SUBTRAN SUB	35220 - Clearing, Grading Of Land	Site Clearing	\$29,932.92	\$22,454.45	\$7,478.47
JCP&L Jersey Central Pwr & Lht	JCPL SUB-TRANS SUBS	SPARTA SUBTRAN SUB	35220 - Clearing, Grading Of Land	Site Clearing	\$56,906.16	\$39,324.47	\$17,581.69
		SPARTA SUBTRAN SUB Total			\$100,250.75	\$72,074.41	\$28,176.34
JCP&L Jersey Central Pwr & Lht	JCPL SUB-TRANS SUBS	THATCHER SUBTRAN SUB	35220 - Clearing, Grading Of Land	Site Clearing	\$335.54	\$246.89	\$88.65
JCP&L Jersey Central Pwr & Lht	JCPL SUB-TRANS SUBS	THATCHER SUBTRAN SUB	35220 - Clearing, Grading Of Land	Site Clearing	\$618.62	\$464.06	\$154.56
		THATCHER SUBTRAN SUB Total			\$954.16	\$710.95	\$243.21
			35220 - Clearing, Grading Of Land Total		\$266,626.27	\$160,807.37	\$105,818.90
JCP&L Jersey Central Pwr & Lht	JCPL SUB-TRANS SUBS	ABERDEEN NJT SUB	35300 - Station Equipment	Arrester, Lightning & Surge Protect	\$11,475.49	\$1,397.39	\$10,078.10
JCP&L Jersey Central Pwr & Lht	JCPL SUB-TRANS SUBS	ABERDEEN NJT SUB	35300 - Station Equipment	Switch	\$13,802.57	\$4,132.98	\$9,669.59
JCP&L Jersey Central Pwr & Lht	JCPL SUB-TRANS SUBS	ABERDEEN NJT SUB	35300 - Station Equipment	Arrester, Lightning & Surge Protect	\$39,613.35	\$11,861.63	\$27,751.72
JCP&L Jersey Central Pwr & Lht	JCPL SUB-TRANS SUBS	ABERDEEN NJT SUB	35300 - Station Equipment	Wiring	\$39,882.26	\$11,942.15	\$27,940.11
JCP&L Jersey Central Pwr & Lht	JCPL SUB-TRANS SUBS	ABERDEEN NJT SUB	35300 - Station Equipment	Transformer, Instrument	\$40,796.73	\$12,215.98	\$28,580.75
		ABERDEEN NJT SUB Total			\$145,570.40	\$41,550.12	\$104,020.28
JCP&L Jersey Central Pwr & Lht	JCPL SUB-TRANS SUBS	ALLENHURST DISPATCH SUB	35300 - Station Equipment	Battery System	\$28.14	\$24.44	\$3.70
JCP&L Jersey Central Pwr & Lht	JCPL SUB-TRANS SUBS	ALLENHURST DISPATCH SUB	35300 - Station Equipment	Minor Station Equipment	\$32.08	\$19.02	\$13.06
JCP&L Jersey Central Pwr & Lht	JCPL SUB-TRANS SUBS	ALLENHURST DISPATCH SUB	35300 - Station Equipment	HVAC	\$37.26	\$25.18	\$12.08
JCP&L Jersey Central Pwr & Lht	JCPL SUB-TRANS SUBS	ALLENHURST DISPATCH SUB	35300 - Station Equipment	Conduit/Duct System	\$45.66	\$28.67	\$16.99
JCP&L Jersey Central Pwr & Lht	JCPL SUB-TRANS SUBS	ALLENHURST DISPATCH SUB	35300 - Station Equipment	Switchgear	\$46.18	\$34.58	\$11.60
JCP&L Jersey Central Pwr & Lht	JCPL SUB-TRANS SUBS	ALLENHURST DISPATCH SUB	35300 - Station Equipment	Fire Protection System for Equipmnt	\$52.90	\$37.67	\$15.23
JCP&L Jersey Central Pwr & Lht	JCPL SUB-TRANS SUBS	ALLENHURST DISPATCH SUB	35300 - Station Equipment	Office Furniture	\$83.02	\$54.09	\$28.93
JCP&L Jersey Central Pwr & Lht	JCPL SUB-TRANS SUBS	ALLENHURST DISPATCH SUB	35300 - Station Equipment	HVAC	\$92.33	\$59.07	\$33.26
JCP&L Jersey Central Pwr & Lht	JCPL SUB-TRANS SUBS	ALLENHURST DISPATCH SUB	35300 - Station Equipment	Misc Tools & Equipment	\$109.92	\$55.54	\$54.38
JCP&L Jersey Central Pwr & Lht	JCPL SUB-TRANS SUBS	ALLENHURST DISPATCH SUB	35300 - Station Equipment	Misc Tools & Equipment	\$110.65	\$69.48	\$41.17
JCP&L Jersey Central Pwr & Lht	JCPL SUB-TRANS SUBS	ALLENHURST DISPATCH SUB	35300 - Station Equipment	Minor Station Equipment	\$112.50	\$88.37	\$24.13
JCP&L Jersey Central Pwr & Lht	JCPL SUB-TRANS SUBS	ALLENHURST DISPATCH SUB	35300 - Station Equipment	Switchgear	\$117.81	\$86.79	\$31.02
JCP&L Jersey Central Pwr & Lht	JCPL SUB-TRANS SUBS	ALLENHURST DISPATCH SUB	35300 - Station Equipment	Minor Station Equipment	\$125.00	\$63.15	\$61.85
JCP&L Jersey Central Pwr & Lht	JCPL SUB-TRANS SUBS	ALLENHURST DISPATCH SUB	35300 - Station Equipment	Misc Tools & Equipment	\$126.11	\$77.72	\$48.39
JCP&L Jersey Central Pwr & Lht	JCPL SUB-TRANS SUBS	ALLENHURST DISPATCH SUB	35300 - Station Equipment	Office Furniture	\$138.60	\$75.98	\$62.62
JCP&L Jersey Central Pwr & Lht	JCPL SUB-TRANS SUBS	ALLENHURST DISPATCH SUB	35300 - Station Equipment	Controls and Instrumentation	\$138.64	\$68.60	\$70.04
JCP&L Jersey Central Pwr & Lht	JCPL SUB-TRANS SUBS	ALLENHURST DISPATCH SUB	35300 - Station Equipment	Office Furniture	\$147.34	\$79.16	\$68.18

Company	Major Location	Asset Location	Utility Account	Asset Retirement Unit	Book Cost	Allocated Reserve	Net Book Value
JCP&L Jersey Central Pwr & Lht	JCPL SUB-TRANS SUBS	ALLENHURST DISPATCH SUB	35300 - Station Equipment	Office Furniture	\$164.96	\$85.08	\$79.88
JCP&L Jersey Central Pwr & Lht	JCPL SUB-TRANS SUBS	ALLENHURST DISPATCH SUB	35300 - Station Equipment	Misc Tools & Equipment	\$179.48	\$83.33	\$96.15
JCP&L Jersey Central Pwr & Lht	JCPL SUB-TRANS SUBS	ALLENHURST DISPATCH SUB	35300 - Station Equipment	Misc Tools & Equipment	\$183.66	\$94.73	\$88.93
JCP&L Jersey Central Pwr & Lht	JCPL SUB-TRANS SUBS	ALLENHURST DISPATCH SUB	35300 - Station Equipment	Minor Station Equipment	\$208.17	\$135.65	\$72.52
JCP&L Jersey Central Pwr & Lht	JCPL SUB-TRANS SUBS	ALLENHURST DISPATCH SUB	35300 - Station Equipment	Conduit/Duct System	\$234.73	\$78.51	\$156.22
JCP&L Jersey Central Pwr & Lht	JCPL SUB-TRANS SUBS	ALLENHURST DISPATCH SUB	35300 - Station Equipment	Microwave System	\$235.04	\$109.13	\$125.91
JCP&L Jersey Central Pwr & Lht	JCPL SUB-TRANS SUBS	ALLENHURST DISPATCH SUB	35300 - Station Equipment	Office Furniture	\$266.42	\$123.70	\$142.72
JCP&L Jersey Central Pwr & Lht	JCPL SUB-TRANS SUBS	ALLENHURST DISPATCH SUB	35300 - Station Equipment	Controls and Instrumentation	\$285.01	\$132.34	\$152.67
JCP&L Jersey Central Pwr & Lht	JCPL SUB-TRANS SUBS	ALLENHURST DISPATCH SUB	35300 - Station Equipment	Conduit/Duct System	\$327.41	\$162.01	\$165.40
JCP&L Jersey Central Pwr & Lht	JCPL SUB-TRANS SUBS	ALLENHURST DISPATCH SUB	35300 - Station Equipment	Switchgear	\$365.96	\$309.41	\$56.55
JCP&L Jersey Central Pwr & Lht	JCPL SUB-TRANS SUBS	ALLENHURST DISPATCH SUB	35300 - Station Equipment	Misc Tools & Equipment	\$374.82	\$197.32	\$177.50
JCP&L Jersey Central Pwr & Lht	JCPL SUB-TRANS SUBS	ALLENHURST DISPATCH SUB	35300 - Station Equipment	Controls and Instrumentation	\$375.80	\$156.29	\$219.51
JCP&L Jersey Central Pwr & Lht	JCPL SUB-TRANS SUBS	ALLENHURST DISPATCH SUB	35300 - Station Equipment	Misc Tools & Equipment	\$390.91	\$185.43	\$205.48
JCP&L Jersey Central Pwr & Lht	JCPL SUB-TRANS SUBS	ALLENHURST DISPATCH SUB	35300 - Station Equipment	Misc Tools & Equipment	\$450.15	\$241.83	\$208.32
JCP&L Jersey Central Pwr & Lht	JCPL SUB-TRANS SUBS	ALLENHURST DISPATCH SUB	35300 - Station Equipment	Controls and Instrumentation	\$453.34	\$253.51	\$199.83
JCP&L Jersey Central Pwr & Lht	JCPL SUB-TRANS SUBS	ALLENHURST DISPATCH SUB	35300 - Station Equipment	Office Furniture	\$455.88	\$239.99	\$215.89
JCP&L Jersey Central Pwr & Lht	JCPL SUB-TRANS SUBS	ALLENHURST DISPATCH SUB	35300 - Station Equipment	Misc Tools & Equipment	\$571.57	\$221.82	\$349.75
JCP&L Jersey Central Pwr & Lht	JCPL SUB-TRANS SUBS	ALLENHURST DISPATCH SUB	35300 - Station Equipment	Controls and Instrumentation	\$604.69	\$331.47	\$273.22
JCP&L Jersey Central Pwr & Lht	JCPL SUB-TRANS SUBS	ALLENHURST DISPATCH SUB	35300 - Station Equipment	Controls and Instrumentation	\$619.72	\$269.53	\$350.19
JCP&L Jersey Central Pwr & Lht	JCPL SUB-TRANS SUBS	ALLENHURST DISPATCH SUB	35300 - Station Equipment	Minor Station Equipment	\$643.10	\$203.83	\$439.27
JCP&L Jersey Central Pwr & Lht	JCPL SUB-TRANS SUBS	ALLENHURST DISPATCH SUB	35300 - Station Equipment	Battery System	\$717.00	\$467.22	\$249.78
JCP&L Jersey Central Pwr & Lht	JCPL SUB-TRANS SUBS	ALLENHURST DISPATCH SUB	35300 - Station Equipment	Battery System	\$774.29	\$359.52	\$414.77
JCP&L Jersey Central Pwr & Lht	JCPL SUB-TRANS SUBS	ALLENHURST DISPATCH SUB	35300 - Station Equipment	Switchgear	\$957.69	\$454.29	\$503.40
JCP&L Jersey Central Pwr & Lht	JCPL SUB-TRANS SUBS	ALLENHURST DISPATCH SUB	35300 - Station Equipment	Controls and Instrumentation	\$994.63	\$423.07	\$571.56
JCP&L Jersey Central Pwr & Lht	JCPL SUB-TRANS SUBS	ALLENHURST DISPATCH SUB	35300 - Station Equipment	Office Furniture	\$1,055.83	\$459.20	\$596.63
JCP&L Jersey Central Pwr & Lht	JCPL SUB-TRANS SUBS	ALLENHURST DISPATCH SUB	35300 - Station Equipment	Office Furniture	\$1,216.90	\$764.12	\$452.78
JCP&L Jersey Central Pwr & Lht	JCPL SUB-TRANS SUBS	ALLENHURST DISPATCH SUB	35300 - Station Equipment	Fire Protection System for Equipmnt	\$1,753.64	\$712.90	\$1,040.74
JCP&L Jersey Central Pwr & Lht	JCPL SUB-TRANS SUBS	ALLENHURST DISPATCH SUB	35300 - Station Equipment	Battery System	\$1,753.99	\$849.84	\$904.15
JCP&L Jersey Central Pwr & Lht	JCPL SUB-TRANS SUBS	ALLENHURST DISPATCH SUB	35300 - Station Equipment	Battery System	\$1,841.38	\$1,156.25	\$685.13
JCP&L Jersey Central Pwr & Lht	JCPL SUB-TRANS SUBS	ALLENHURST DISPATCH SUB	35300 - Station Equipment	Switchgear	\$2,858.34	\$1,083.29	\$1,775.05
JCP&L Jersey Central Pwr & Lht	JCPL SUB-TRANS SUBS	ALLENHURST DISPATCH SUB	35300 - Station Equipment	Controls and Instrumentation	\$3,262.72	\$1,482.61	\$1,780.11
JCP&L Jersey Central Pwr & Lht	JCPL SUB-TRANS SUBS	ALLENHURST DISPATCH SUB	35300 - Station Equipment	Microwave System	\$3,352.11	\$1,331.67	\$2,020.44
JCP&L Jersey Central Pwr & Lht	JCPL SUB-TRANS SUBS	ALLENHURST DISPATCH SUB	35300 - Station Equipment	Switchgear	\$3,592.42	\$2,952.16	\$640.26
JCP&L Jersey Central Pwr & Lht	JCPL SUB-TRANS SUBS	ALLENHURST DISPATCH SUB	35300 - Station Equipment	Minor Station Equipment	\$3,684.43	\$1,567.19	\$2,117.24
JCP&L Jersey Central Pwr & Lht	JCPL SUB-TRANS SUBS	ALLENHURST DISPATCH SUB	35300 - Station Equipment	Minor Station Equipment	\$3,765.54	\$1,566.06	\$2,199.48
JCP&L Jersey Central Pwr & Lht	JCPL SUB-TRANS SUBS	ALLENHURST DISPATCH SUB	35300 - Station Equipment	Misc Tools & Equipment	\$3,912.89	\$1,274.44	\$2,638.45
JCP&L Jersey Central Pwr & Lht	JCPL SUB-TRANS SUBS	ALLENHURST DISPATCH SUB	35300 - Station Equipment	Minor Station Equipment	\$3,923.44	\$1,744.38	\$2,179.06
JCP&L Jersey Central Pwr & Lht	JCPL SUB-TRANS SUBS	ALLENHURST DISPATCH SUB	35300 - Station Equipment	Microwave System	\$4,111.43	\$1,558.19	\$2,553.24
JCP&L Jersey Central Pwr & Lht	JCPL SUB-TRANS SUBS	ALLENHURST DISPATCH SUB	35300 - Station Equipment	Office Furniture	\$4,141.43	\$1,348.88	\$2,792.55
JCP&L Jersey Central Pwr & Lht	JCPL SUB-TRANS SUBS	ALLENHURST DISPATCH SUB	35300 - Station Equipment	Battery System	\$4,861.39	\$2,021.81	\$2,839.58
JCP&L Jersey Central Pwr & Lht	JCPL SUB-TRANS SUBS	ALLENHURST DISPATCH SUB	35300 - Station Equipment	Switchgear	\$4,883.12	\$4,405.74	\$477.38
JCP&L Jersey Central Pwr & Lht	JCPL SUB-TRANS SUBS	ALLENHURST DISPATCH SUB	35300 - Station Equipment	Switchgear	\$4,964.64	\$4,138.89	\$825.75
JCP&L Jersey Central Pwr & Lht	JCPL SUB-TRANS SUBS	ALLENHURST DISPATCH SUB	35300 - Station Equipment	Controls and Instrumentation	\$5,142.06	\$2,491.44	\$2,650.62
JCP&L Jersey Central Pwr & Lht	JCPL SUB-TRANS SUBS	ALLENHURST DISPATCH SUB	35300 - Station Equipment	Transformer, Power	\$6,110.43	\$1,883.20	\$4,227.23
JCP&L Jersey Central Pwr & Lht	JCPL SUB-TRANS SUBS	ALLENHURST DISPATCH SUB	35300 - Station Equipment	Battery System	\$8,193.95	\$2,885.35	\$5,308.60
JCP&L Jersey Central Pwr & Lht	JCPL SUB-TRANS SUBS	ALLENHURST DISPATCH SUB	35300 - Station Equipment	Microwave System	\$8,538.70	\$3,713.71	\$4,824.99
JCP&L Jersey Central Pwr & Lht	JCPL SUB-TRANS SUBS	ALLENHURST DISPATCH SUB	35300 - Station Equipment	Switchgear	\$9,115.35	\$6,380.20	\$2,735.15
JCP&L Jersey Central Pwr & Lht	JCPL SUB-TRANS SUBS	ALLENHURST DISPATCH SUB	35300 - Station Equipment	Minor Station Equipment	\$9,655.93	\$4,777.90	\$4,878.03
JCP&L Jersey Central Pwr & Lht	JCPL SUB-TRANS SUBS	ALLENHURST DISPATCH SUB	35300 - Station Equipment	Controls and Instrumentation	\$11,599.99	\$7,283.95	\$4,316.04
JCP&L Jersey Central Pwr & Lht	JCPL SUB-TRANS SUBS	ALLENHURST DISPATCH SUB	35300 - Station Equipment	Microwave System	\$13,327.59	\$4,693.08	\$8,634.51
JCP&L Jersey Central Pwr & Lht	JCPL SUB-TRANS SUBS	ALLENHURST DISPATCH SUB	35300 - Station Equipment	Controls and Instrumentation	\$14,716.35	\$9,068.48	\$5,647.87
JCP&L Jersey Central Pwr & Lht	JCPL SUB-TRANS SUBS	ALLENHURST DISPATCH SUB	35300 - Station Equipment	Controls and Instrumentation	\$15,077.12	\$7,152.07	\$7,925.05
JCP&L Jersey Central Pwr & Lht	JCPL SUB-TRANS SUBS	ALLENHURST DISPATCH SUB	35300 - Station Equipment	Microwave System	\$15,358.11	\$4,463.93	\$10,894.18
JCP&L Jersey Central Pwr & Lht	JCPL SUB-TRANS SUBS	ALLENHURST DISPATCH SUB	35300 - Station Equipment	Controls and Instrumentation	\$19,782.67	\$10,628.05	\$9,154.62
JCP&L Jersey Central Pwr & Lht	JCPL SUB-TRANS SUBS	ALLENHURST DISPATCH SUB	35300 - Station Equipment	Controls and Instrumentation	\$20,406.95	\$11,870.12	\$8,536.83
JCP&L Jersey Central Pwr & Lht	JCPL SUB-TRANS SUBS	ALLENHURST DISPATCH SUB	35300 - Station Equipment	Controls and Instrumentation	\$30,708.87	\$11,361.55	\$19,347.32
JCP&L Jersey Central Pwr & Lht	JCPL SUB-TRANS SUBS	ALLENHURST DISPATCH SUB	35300 - Station Equipment	Microwave System	\$40,321.41	\$19,951.64	\$20,369.77
JCP&L Jersey Central Pwr & Lht	JCPL SUB-TRANS SUBS	ALLENHURST DISPATCH SUB	35300 - Station Equipment	Controls and Instrumentation	\$45,386.51	\$23,893.34	\$21,493.17

Company	Major Location	Asset Location	Utility Account	Asset Retirement Unit	Book Cost	Allocated Reserve	Net Book Value
JCP&L Jersey Central Pwr & Lht	JCPL SUB-TRANS SUBS	ALLENHURST DISPATCH SUB	35300 - Station Equipment	Microwave System	\$45,996.12	\$14,981.13	\$31,014.99
JCP&L Jersey Central Pwr & Lht	JCPL SUB-TRANS SUBS	ALLENHURST DISPATCH SUB	35300 - Station Equipment	Battery System	\$118,830.86	\$39,746.84	\$79,084.02
JCP&L Jersey Central Pwr & Lht	JCPL SUB-TRANS SUBS	ALLENHURST DISPATCH SUB	35300 - Station Equipment	Demarcation /Telephone Alarm System	\$160,220.93	\$49,379.11	\$110,841.82
JCP&L Jersey Central Pwr & Lht	JCPL SUB-TRANS SUBS	ALLENHURST DISPATCH SUB	35300 - Station Equipment	Microwave System	\$263,859.82	\$74,366.98	\$189,492.84
JCP&L Jersey Central Pwr & Lht	JCPL SUB-TRANS SUBS	ALLENHURST DISPATCH SUB	35300 - Station Equipment	Minor Station Equipment	\$985,078.10	\$320,844.15	\$664,233.95
ALLENHURST DISPATCH SUB Total					\$1,918,742.03	\$668,500.39	\$1,250,241.64
JCP&L Jersey Central Pwr & Lht	JCPL DIST SUBS	ATLANTIC HIGHLANDS SUB	35300 - Station Equipment	Non-Unitized	(\$4,112.81)	(\$230.11)	(\$3,882.70)
JCP&L Jersey Central Pwr & Lht	JCPL DIST SUBS	ATLANTIC HIGHLANDS SUB	35300 - Station Equipment	Non-Unitized	(\$4.53)	(\$0.19)	(\$4.34)
JCP&L Jersey Central Pwr & Lht	JCPL DIST SUBS	ATLANTIC HIGHLANDS SUB	35300 - Station Equipment	Non-Unitized	\$2.29	\$0.02	\$2.27
JCP&L Jersey Central Pwr & Lht	JCPL DIST SUBS	ATLANTIC HIGHLANDS SUB	35300 - Station Equipment	Non-Unitized	\$715.47	\$17.79	\$697.68
JCP&L Jersey Central Pwr & Lht	JCPL DIST SUBS	ATLANTIC HIGHLANDS SUB	35300 - Station Equipment	Minor Station Equipment	\$4,326.92	\$900.90	\$3,426.02
JCP&L Jersey Central Pwr & Lht	JCPL DIST SUBS	ATLANTIC HIGHLANDS SUB	35300 - Station Equipment	RTU - SCADA	\$79,674.04	\$4,402.76	\$75,271.28
ATLANTIC HIGHLANDS SUB Total					\$80,601.38	\$5,091.16	\$75,510.22
JCP&L Jersey Central Pwr & Lht	JCPL TRANS SUBS	ATLANTIC SUB	35300 - Station Equipment	RTU - SCADA	(\$142,811.42)	(\$19,649.36)	(\$123,162.06)
JCP&L Jersey Central Pwr & Lht	JCPL TRANS SUBS	ATLANTIC SUB	35300 - Station Equipment	Wiring	\$13.89	\$7.05	\$6.84
JCP&L Jersey Central Pwr & Lht	JCPL TRANS SUBS	ATLANTIC SUB	35300 - Station Equipment	Grounding System, Station	\$56.25	\$3.98	\$52.27
JCP&L Jersey Central Pwr & Lht	JCPL TRANS SUBS	ATLANTIC SUB	35300 - Station Equipment	Switchgear	\$58.10	\$32.06	\$26.04
JCP&L Jersey Central Pwr & Lht	JCPL TRANS SUBS	ATLANTIC SUB	35300 - Station Equipment	Carrier Equipment System	\$58.86	\$29.87	\$28.99
JCP&L Jersey Central Pwr & Lht	JCPL TRANS SUBS	ATLANTIC SUB	35300 - Station Equipment	Misc Tools & Equipment	\$92.95	\$46.15	\$46.80
JCP&L Jersey Central Pwr & Lht	JCPL TRANS SUBS	ATLANTIC SUB	35300 - Station Equipment	Wiring	\$96.15	\$44.68	\$51.47
JCP&L Jersey Central Pwr & Lht	JCPL TRANS SUBS	ATLANTIC SUB	35300 - Station Equipment	Conduit/Duct System	\$142.33	\$69.15	\$73.18
JCP&L Jersey Central Pwr & Lht	JCPL TRANS SUBS	ATLANTIC SUB	35300 - Station Equipment	Non-Unitized	\$142.45	\$10.07	\$132.38
JCP&L Jersey Central Pwr & Lht	JCPL TRANS SUBS	ATLANTIC SUB	35300 - Station Equipment	Minor Station Equipment	\$153.17	\$88.02	\$65.15
JCP&L Jersey Central Pwr & Lht	JCPL TRANS SUBS	ATLANTIC SUB	35300 - Station Equipment	Switchgear	\$166.82	\$101.68	\$65.14
JCP&L Jersey Central Pwr & Lht	JCPL TRANS SUBS	ATLANTIC SUB	35300 - Station Equipment	Minor Station Equipment	\$170.98	\$92.42	\$78.56
JCP&L Jersey Central Pwr & Lht	JCPL TRANS SUBS	ATLANTIC SUB	35300 - Station Equipment	Battery System	\$177.57	\$104.09	\$73.48
JCP&L Jersey Central Pwr & Lht	JCPL TRANS SUBS	ATLANTIC SUB	35300 - Station Equipment	Structure	\$192.97	\$115.36	\$77.61
JCP&L Jersey Central Pwr & Lht	JCPL TRANS SUBS	ATLANTIC SUB	35300 - Station Equipment	Controls and Instrumentation	\$217.77	\$105.80	\$111.97
JCP&L Jersey Central Pwr & Lht	JCPL TRANS SUBS	ATLANTIC SUB	35300 - Station Equipment	Minor Station Equipment	\$319.64	\$194.83	\$124.81
JCP&L Jersey Central Pwr & Lht	JCPL TRANS SUBS	ATLANTIC SUB	35300 - Station Equipment	Fire Protection System for Equipmnt	\$346.72	\$153.93	\$192.79
JCP&L Jersey Central Pwr & Lht	JCPL TRANS SUBS	ATLANTIC SUB	35300 - Station Equipment	Fire Protection System for Equipmnt	\$356.89	\$234.51	\$122.38
JCP&L Jersey Central Pwr & Lht	JCPL TRANS SUBS	ATLANTIC SUB	35300 - Station Equipment	Controls and Instrumentation	\$378.64	\$179.93	\$198.71
JCP&L Jersey Central Pwr & Lht	JCPL TRANS SUBS	ATLANTIC SUB	35300 - Station Equipment	Grounding System, Station	\$401.79	\$195.20	\$206.59
JCP&L Jersey Central Pwr & Lht	JCPL TRANS SUBS	ATLANTIC SUB	35300 - Station Equipment	Foundation - Equipment	\$421.86	\$178.71	\$243.15
JCP&L Jersey Central Pwr & Lht	JCPL TRANS SUBS	ATLANTIC SUB	35300 - Station Equipment	Wiring	\$460.92	\$259.58	\$201.34
JCP&L Jersey Central Pwr & Lht	JCPL TRANS SUBS	ATLANTIC SUB	35300 - Station Equipment	Conduit	\$482.51	\$54.08	\$428.43
JCP&L Jersey Central Pwr & Lht	JCPL TRANS SUBS	ATLANTIC SUB	35300 - Station Equipment	Controls and Instrumentation	\$494.84	\$214.63	\$280.21
JCP&L Jersey Central Pwr & Lht	JCPL TRANS SUBS	ATLANTIC SUB	35300 - Station Equipment	Fire Protection System for Equipmnt	\$535.50	\$307.71	\$227.79
JCP&L Jersey Central Pwr & Lht	JCPL TRANS SUBS	ATLANTIC SUB	35300 - Station Equipment	Transformer, Power	\$579.94	\$339.94	\$240.00
JCP&L Jersey Central Pwr & Lht	JCPL TRANS SUBS	ATLANTIC SUB	35300 - Station Equipment	Minor Station Equipment	\$689.09	\$403.93	\$285.16
JCP&L Jersey Central Pwr & Lht	JCPL TRANS SUBS	ATLANTIC SUB	35300 - Station Equipment	Grounding System, Station	\$703.09	\$87.90	\$615.19
JCP&L Jersey Central Pwr & Lht	JCPL TRANS SUBS	ATLANTIC SUB	35300 - Station Equipment	Grounding System, Station	\$735.20	\$373.05	\$362.15
JCP&L Jersey Central Pwr & Lht	JCPL TRANS SUBS	ATLANTIC SUB	35300 - Station Equipment	Circuit Breaker	\$760.21	\$419.49	\$340.72
JCP&L Jersey Central Pwr & Lht	JCPL TRANS SUBS	ATLANTIC SUB	35300 - Station Equipment	Conduit/Duct System	\$771.18	\$326.70	\$444.48
JCP&L Jersey Central Pwr & Lht	JCPL TRANS SUBS	ATLANTIC SUB	35300 - Station Equipment	Switchgear	\$787.28	\$382.49	\$404.79
JCP&L Jersey Central Pwr & Lht	JCPL TRANS SUBS	ATLANTIC SUB	35300 - Station Equipment	Non-Unitized	\$960.35	\$53.73	\$906.62
JCP&L Jersey Central Pwr & Lht	JCPL TRANS SUBS	ATLANTIC SUB	35300 - Station Equipment	Switchgear	\$993.57	\$451.36	\$542.21
JCP&L Jersey Central Pwr & Lht	JCPL TRANS SUBS	ATLANTIC SUB	35300 - Station Equipment	Capacitor Bank	\$1,051.32	\$616.26	\$435.06
JCP&L Jersey Central Pwr & Lht	JCPL TRANS SUBS	ATLANTIC SUB	35300 - Station Equipment	Fuse Equipment	\$1,235.60	\$738.66	\$496.94
JCP&L Jersey Central Pwr & Lht	JCPL TRANS SUBS	ATLANTIC SUB	35300 - Station Equipment	Battery System	\$1,258.44	\$349.59	\$908.85
JCP&L Jersey Central Pwr & Lht	JCPL TRANS SUBS	ATLANTIC SUB	35300 - Station Equipment	Wiring	\$1,357.57	\$645.13	\$712.44
JCP&L Jersey Central Pwr & Lht	JCPL TRANS SUBS	ATLANTIC SUB	35300 - Station Equipment	Minor Station Equipment	\$1,404.90	\$623.73	\$781.17
JCP&L Jersey Central Pwr & Lht	JCPL TRANS SUBS	ATLANTIC SUB	35300 - Station Equipment	Minor Station Equipment	\$1,420.81	\$587.64	\$833.17
JCP&L Jersey Central Pwr & Lht	JCPL TRANS SUBS	ATLANTIC SUB	35300 - Station Equipment	Grounding System, Station	\$1,429.97	\$664.50	\$765.47
JCP&L Jersey Central Pwr & Lht	JCPL TRANS SUBS	ATLANTIC SUB	35300 - Station Equipment	Arrester, Lightning & Surge Protect	\$1,475.00	\$466.77	\$1,008.23
JCP&L Jersey Central Pwr & Lht	JCPL TRANS SUBS	ATLANTIC SUB	35300 - Station Equipment	Foundation - Equipment	\$1,489.26	\$805.02	\$684.24
JCP&L Jersey Central Pwr & Lht	JCPL TRANS SUBS	ATLANTIC SUB	35300 - Station Equipment	Switch	\$1,532.94	\$916.41	\$616.53
JCP&L Jersey Central Pwr & Lht	JCPL TRANS SUBS	ATLANTIC SUB	35300 - Station Equipment	Wiring	\$1,614.04	\$241.80	\$1,372.24

Company	Major Location	Asset Location	Utility Account	Asset Retirement Unit	Book Cost	Allocated Reserve	Net Book Value
JCP&L Jersey Central Pwr & Lht	JCPL TRANS SUBS	ATLANTIC SUB	35300 - Station Equipment	Structure	\$1,689.30	\$820.73	\$868.57
JCP&L Jersey Central Pwr & Lht	JCPL TRANS SUBS	ATLANTIC SUB	35300 - Station Equipment	Switchgear	\$1,727.74	\$933.94	\$793.80
JCP&L Jersey Central Pwr & Lht	JCPL TRANS SUBS	ATLANTIC SUB	35300 - Station Equipment	Conduit/Duct System	\$2,041.33	\$1,103.45	\$937.88
JCP&L Jersey Central Pwr & Lht	JCPL TRANS SUBS	ATLANTIC SUB	35300 - Station Equipment	Arrester, Lightning & Surge Protect	\$2,103.36	\$1,067.26	\$1,036.10
JCP&L Jersey Central Pwr & Lht	JCPL TRANS SUBS	ATLANTIC SUB	35300 - Station Equipment	Minor Station Equipment	\$2,199.26	\$1,045.11	\$1,154.15
JCP&L Jersey Central Pwr & Lht	JCPL TRANS SUBS	ATLANTIC SUB	35300 - Station Equipment	Arrester, Lightning & Surge Protect	\$2,247.65	\$91.44	\$2,156.21
JCP&L Jersey Central Pwr & Lht	JCPL TRANS SUBS	ATLANTIC SUB	35300 - Station Equipment	Foundation - Equipment	\$2,287.56	\$1,314.50	\$973.06
JCP&L Jersey Central Pwr & Lht	JCPL TRANS SUBS	ATLANTIC SUB	35300 - Station Equipment	Capacitor Bank	\$2,463.17	\$276.05	\$2,187.12
JCP&L Jersey Central Pwr & Lht	JCPL TRANS SUBS	ATLANTIC SUB	35300 - Station Equipment	Grounding System, Station	\$2,655.92	\$262.20	\$2,393.72
JCP&L Jersey Central Pwr & Lht	JCPL TRANS SUBS	ATLANTIC SUB	35300 - Station Equipment	Conduit/Duct System	\$2,692.12	\$1,222.99	\$1,469.13
JCP&L Jersey Central Pwr & Lht	JCPL TRANS SUBS	ATLANTIC SUB	35300 - Station Equipment	Switchgear	\$2,744.58	\$1,162.68	\$1,581.90
JCP&L Jersey Central Pwr & Lht	JCPL TRANS SUBS	ATLANTIC SUB	35300 - Station Equipment	Fuse Equipment	\$2,907.79	\$1,704.49	\$1,203.30
JCP&L Jersey Central Pwr & Lht	JCPL TRANS SUBS	ATLANTIC SUB	35300 - Station Equipment	Equipment Enclosure	\$2,908.11	\$118.32	\$2,789.79
JCP&L Jersey Central Pwr & Lht	JCPL TRANS SUBS	ATLANTIC SUB	35300 - Station Equipment	Transformer, Instrument	\$2,910.96	\$1,445.47	\$1,465.49
JCP&L Jersey Central Pwr & Lht	JCPL TRANS SUBS	ATLANTIC SUB	35300 - Station Equipment	Conduit/Duct System	\$3,004.52	\$1,590.60	\$1,413.92
JCP&L Jersey Central Pwr & Lht	JCPL TRANS SUBS	ATLANTIC SUB	35300 - Station Equipment	Transformer, Current : Each	\$3,071.28	\$422.57	\$2,648.71
JCP&L Jersey Central Pwr & Lht	JCPL TRANS SUBS	ATLANTIC SUB	35300 - Station Equipment	Transformer, Power	\$3,112.22	\$503.27	\$2,608.95
JCP&L Jersey Central Pwr & Lht	JCPL TRANS SUBS	ATLANTIC SUB	35300 - Station Equipment	Foundation - Equipment	\$3,245.79	\$1,902.61	\$1,343.18
JCP&L Jersey Central Pwr & Lht	JCPL TRANS SUBS	ATLANTIC SUB	35300 - Station Equipment	Arresters and Surge Protectors	\$3,289.09	\$232.51	\$3,056.58
JCP&L Jersey Central Pwr & Lht	JCPL TRANS SUBS	ATLANTIC SUB	35300 - Station Equipment	Foundation - Equipment	\$3,372.52	\$1,497.29	\$1,875.23
JCP&L Jersey Central Pwr & Lht	JCPL TRANS SUBS	ATLANTIC SUB	35300 - Station Equipment	Transformer, Power	\$3,606.08	\$404.14	\$3,201.94
JCP&L Jersey Central Pwr & Lht	JCPL TRANS SUBS	ATLANTIC SUB	35300 - Station Equipment	Switch	\$3,762.80	\$1,909.28	\$1,853.52
JCP&L Jersey Central Pwr & Lht	JCPL TRANS SUBS	ATLANTIC SUB	35300 - Station Equipment	Bus	\$3,827.91	\$377.91	\$3,450.00
JCP&L Jersey Central Pwr & Lht	JCPL TRANS SUBS	ATLANTIC SUB	35300 - Station Equipment	Battery System	\$3,860.45	\$1,834.53	\$2,025.92
JCP&L Jersey Central Pwr & Lht	JCPL TRANS SUBS	ATLANTIC SUB	35300 - Station Equipment	Grounding System, Station	\$3,868.39	\$1,638.77	\$2,229.62
JCP&L Jersey Central Pwr & Lht	JCPL TRANS SUBS	ATLANTIC SUB	35300 - Station Equipment	Conduit/Duct System	\$4,091.94	\$1,816.70	\$2,275.24
JCP&L Jersey Central Pwr & Lht	JCPL TRANS SUBS	ATLANTIC SUB	35300 - Station Equipment	Transformer, Instrument	\$4,094.34	\$2,641.27	\$1,453.07
JCP&L Jersey Central Pwr & Lht	JCPL TRANS SUBS	ATLANTIC SUB	35300 - Station Equipment	Transformer, Instrument	\$4,100.91	\$2,451.57	\$1,649.34
JCP&L Jersey Central Pwr & Lht	JCPL TRANS SUBS	ATLANTIC SUB	35300 - Station Equipment	Foundation - Equipment	\$4,163.81	\$2,204.33	\$1,959.48
JCP&L Jersey Central Pwr & Lht	JCPL TRANS SUBS	ATLANTIC SUB	35300 - Station Equipment	Conduit/Duct System	\$4,227.15	\$2,429.05	\$1,798.10
JCP&L Jersey Central Pwr & Lht	JCPL TRANS SUBS	ATLANTIC SUB	35300 - Station Equipment	Controls and Instrumentation	\$4,323.14	\$2,336.89	\$1,986.25
JCP&L Jersey Central Pwr & Lht	JCPL TRANS SUBS	ATLANTIC SUB	35300 - Station Equipment	Wiring	\$4,340.93	\$1,709.32	\$2,631.61
JCP&L Jersey Central Pwr & Lht	JCPL TRANS SUBS	ATLANTIC SUB	35300 - Station Equipment	Conduit/Duct System	\$4,346.04	\$1,375.35	\$2,970.69
JCP&L Jersey Central Pwr & Lht	JCPL TRANS SUBS	ATLANTIC SUB	35300 - Station Equipment	Grounding System, Station	\$4,421.77	\$2,540.89	\$1,880.88
JCP&L Jersey Central Pwr & Lht	JCPL TRANS SUBS	ATLANTIC SUB	35300 - Station Equipment	Steel Pole Fully Dressed	\$4,608.79	\$690.45	\$3,918.34
JCP&L Jersey Central Pwr & Lht	JCPL TRANS SUBS	ATLANTIC SUB	35300 - Station Equipment	Switchgear	\$4,696.16	\$1,211.97	\$3,484.19
JCP&L Jersey Central Pwr & Lht	JCPL TRANS SUBS	ATLANTIC SUB	35300 - Station Equipment	Foundation - Equipment	\$4,781.95	\$2,374.54	\$2,407.41
JCP&L Jersey Central Pwr & Lht	JCPL TRANS SUBS	ATLANTIC SUB	35300 - Station Equipment	Conduit/Duct System	\$4,965.88	\$2,053.87	\$2,912.01
JCP&L Jersey Central Pwr & Lht	JCPL TRANS SUBS	ATLANTIC SUB	35300 - Station Equipment	Grounding System, Station	\$5,045.41	\$755.86	\$4,289.55
JCP&L Jersey Central Pwr & Lht	JCPL TRANS SUBS	ATLANTIC SUB	35300 - Station Equipment	Minor Station Equipment	\$5,259.17	\$2,611.51	\$2,647.66
JCP&L Jersey Central Pwr & Lht	JCPL TRANS SUBS	ATLANTIC SUB	35300 - Station Equipment	Minor Station Equipment	\$5,502.25	\$2,912.90	\$2,589.35
JCP&L Jersey Central Pwr & Lht	JCPL TRANS SUBS	ATLANTIC SUB	35300 - Station Equipment	Demarcation /Telephone Alarm System	\$5,664.00	\$1,792.43	\$3,871.57
JCP&L Jersey Central Pwr & Lht	JCPL TRANS SUBS	ATLANTIC SUB	35300 - Station Equipment	Arrester, Lightning & Surge Protect	\$5,721.88	\$2,658.94	\$3,062.94
JCP&L Jersey Central Pwr & Lht	JCPL TRANS SUBS	ATLANTIC SUB	35300 - Station Equipment	Minor Station Equipment	\$6,389.76	\$2,706.90	\$3,682.86
JCP&L Jersey Central Pwr & Lht	JCPL TRANS SUBS	ATLANTIC SUB	35300 - Station Equipment	Demarcation /Telephone Alarm System	\$6,411.42	\$2,151.94	\$4,259.48
JCP&L Jersey Central Pwr & Lht	JCPL TRANS SUBS	ATLANTIC SUB	35300 - Station Equipment	Grounding System, Station	\$6,639.91	\$2,947.92	\$3,691.99
JCP&L Jersey Central Pwr & Lht	JCPL TRANS SUBS	ATLANTIC SUB	35300 - Station Equipment	Relays	\$6,810.27	\$481.43	\$6,328.84
JCP&L Jersey Central Pwr & Lht	JCPL TRANS SUBS	ATLANTIC SUB	35300 - Station Equipment	Transformer, Instrument	\$7,209.11	\$4,225.82	\$2,983.29
JCP&L Jersey Central Pwr & Lht	JCPL TRANS SUBS	ATLANTIC SUB	35300 - Station Equipment	Switchgear	\$7,361.44	\$4,925.52	\$2,435.92
JCP&L Jersey Central Pwr & Lht	JCPL TRANS SUBS	ATLANTIC SUB	35300 - Station Equipment	Controls and Instrumentation	\$7,731.39	\$4,442.69	\$3,288.70
JCP&L Jersey Central Pwr & Lht	JCPL TRANS SUBS	ATLANTIC SUB	35300 - Station Equipment	Switch	\$7,812.78	\$4,399.95	\$3,412.83
JCP&L Jersey Central Pwr & Lht	JCPL TRANS SUBS	ATLANTIC SUB	35300 - Station Equipment	Foundation - Equipment	\$8,128.45	\$3,361.91	\$4,766.54
JCP&L Jersey Central Pwr & Lht	JCPL TRANS SUBS	ATLANTIC SUB	35300 - Station Equipment	Wiring	\$8,143.74	\$2,577.16	\$5,566.58
JCP&L Jersey Central Pwr & Lht	JCPL TRANS SUBS	ATLANTIC SUB	35300 - Station Equipment	Conduit/Duct System	\$8,577.32	\$4,259.19	\$4,318.13
JCP&L Jersey Central Pwr & Lht	JCPL TRANS SUBS	ATLANTIC SUB	35300 - Station Equipment	Non-Unitized	\$9,095.20	\$370.03	\$8,725.17
JCP&L Jersey Central Pwr & Lht	JCPL TRANS SUBS	ATLANTIC SUB	35300 - Station Equipment	Line Wave Trap	\$9,108.56	\$1,253.24	\$7,855.32
JCP&L Jersey Central Pwr & Lht	JCPL TRANS SUBS	ATLANTIC SUB	35300 - Station Equipment	Grounding System, Station	\$9,209.73	\$4,573.22	\$4,636.51
JCP&L Jersey Central Pwr & Lht	JCPL TRANS SUBS	ATLANTIC SUB	35300 - Station Equipment	Battery System	\$9,553.40	\$4,241.42	\$5,311.98

Company	Major Location	Asset Location	Utility Account	Asset Retirement Unit	Book Cost	Allocated Reserve	Net Book Value
JCP&L Jersey Central Pwr & Lht	JCPL TRANS SUBS	ATLANTIC SUB	35300 - Station Equipment	Bus	\$9,652.89	\$1,206.82	\$8,446.07
JCP&L Jersey Central Pwr & Lht	JCPL TRANS SUBS	ATLANTIC SUB	35300 - Station Equipment	Battery System	\$9,872.32	\$838.52	\$9,033.80
JCP&L Jersey Central Pwr & Lht	JCPL TRANS SUBS	ATLANTIC SUB	35300 - Station Equipment	Structure	\$10,085.10	\$4,686.53	\$5,398.57
JCP&L Jersey Central Pwr & Lht	JCPL TRANS SUBS	ATLANTIC SUB	35300 - Station Equipment	Grounding System, Station	\$10,493.17	\$5,672.13	\$4,821.04
JCP&L Jersey Central Pwr & Lht	JCPL TRANS SUBS	ATLANTIC SUB	35300 - Station Equipment	Structure	\$10,950.87	\$4,861.86	\$6,089.01
JCP&L Jersey Central Pwr & Lht	JCPL TRANS SUBS	ATLANTIC SUB	35300 - Station Equipment	Grounding System, Station	\$11,099.37	\$3,512.50	\$7,586.87
JCP&L Jersey Central Pwr & Lht	JCPL TRANS SUBS	ATLANTIC SUB	35300 - Station Equipment	Grounding System, Station	\$11,157.01	\$5,906.55	\$5,250.46
JCP&L Jersey Central Pwr & Lht	JCPL TRANS SUBS	ATLANTIC SUB	35300 - Station Equipment	Structure	\$11,449.18	\$4,850.22	\$6,598.96
JCP&L Jersey Central Pwr & Lht	JCPL TRANS SUBS	ATLANTIC SUB	35300 - Station Equipment	Minor Station Equipment	\$11,506.91	\$2,854.47	\$8,652.44
JCP&L Jersey Central Pwr & Lht	JCPL TRANS SUBS	ATLANTIC SUB	35300 - Station Equipment	Bus	\$11,591.12	\$1,299.04	\$10,292.08
JCP&L Jersey Central Pwr & Lht	JCPL TRANS SUBS	ATLANTIC SUB	35300 - Station Equipment	Switchgear	\$11,774.65	\$8,590.00	\$3,184.65
JCP&L Jersey Central Pwr & Lht	JCPL TRANS SUBS	ATLANTIC SUB	35300 - Station Equipment	Switch	\$11,885.26	\$1,485.91	\$10,399.35
JCP&L Jersey Central Pwr & Lht	JCPL TRANS SUBS	ATLANTIC SUB	35300 - Station Equipment	Controls and Instrumentation	\$11,970.14	\$7,016.64	\$4,953.50
JCP&L Jersey Central Pwr & Lht	JCPL TRANS SUBS	ATLANTIC SUB	35300 - Station Equipment	Cable, Wiring	\$12,258.24	\$866.56	\$11,391.68
JCP&L Jersey Central Pwr & Lht	JCPL TRANS SUBS	ATLANTIC SUB	35300 - Station Equipment	Cabinets/Panels/Consoles	\$12,386.82	\$1,548.61	\$10,838.21
JCP&L Jersey Central Pwr & Lht	JCPL TRANS SUBS	ATLANTIC SUB	35300 - Station Equipment	Switchgear	\$12,870.00	\$7,395.49	\$5,474.51
JCP&L Jersey Central Pwr & Lht	JCPL TRANS SUBS	ATLANTIC SUB	35300 - Station Equipment	Controls and Instrumentation	\$12,896.41	\$5,725.62	\$7,170.79
JCP&L Jersey Central Pwr & Lht	JCPL TRANS SUBS	ATLANTIC SUB	35300 - Station Equipment	Transformer, Instrument	\$12,941.97	\$6,851.51	\$6,090.46
JCP&L Jersey Central Pwr & Lht	JCPL TRANS SUBS	ATLANTIC SUB	35300 - Station Equipment	Transformer, Instrument	\$13,200.00	\$7,283.98	\$5,916.02
JCP&L Jersey Central Pwr & Lht	JCPL TRANS SUBS	ATLANTIC SUB	35300 - Station Equipment	Grounding System, Station	\$13,289.82	\$7,790.21	\$5,499.61
JCP&L Jersey Central Pwr & Lht	JCPL TRANS SUBS	ATLANTIC SUB	35300 - Station Equipment	Switchgear	\$13,462.39	\$5,839.37	\$7,623.02
JCP&L Jersey Central Pwr & Lht	JCPL TRANS SUBS	ATLANTIC SUB	35300 - Station Equipment	Controls and Instrumentation	\$13,666.86	\$7,235.27	\$6,431.59
JCP&L Jersey Central Pwr & Lht	JCPL TRANS SUBS	ATLANTIC SUB	35300 - Station Equipment	Wiring	\$13,677.36	\$966.88	\$12,710.48
JCP&L Jersey Central Pwr & Lht	JCPL TRANS SUBS	ATLANTIC SUB	35300 - Station Equipment	Bus	\$14,863.26	\$2,045.03	\$12,818.23
JCP&L Jersey Central Pwr & Lht	JCPL TRANS SUBS	ATLANTIC SUB	35300 - Station Equipment	Conduit	\$15,350.15	\$2,112.02	\$13,238.13
JCP&L Jersey Central Pwr & Lht	JCPL TRANS SUBS	ATLANTIC SUB	35300 - Station Equipment	Carrier Equipment System	\$15,794.69	\$7,843.08	\$7,951.61
JCP&L Jersey Central Pwr & Lht	JCPL TRANS SUBS	ATLANTIC SUB	35300 - Station Equipment	Transformer, Instrument	\$16,072.15	\$7,135.56	\$8,936.59
JCP&L Jersey Central Pwr & Lht	JCPL TRANS SUBS	ATLANTIC SUB	35300 - Station Equipment	Switch	\$16,507.03	\$6,992.89	\$9,514.14
JCP&L Jersey Central Pwr & Lht	JCPL TRANS SUBS	ATLANTIC SUB	35300 - Station Equipment	Switch	\$16,527.67	\$7,337.79	\$9,189.88
JCP&L Jersey Central Pwr & Lht	JCPL TRANS SUBS	ATLANTIC SUB	35300 - Station Equipment	RTU - SCADA	\$16,865.77	\$3,300.67	\$13,565.10
JCP&L Jersey Central Pwr & Lht	JCPL TRANS SUBS	ATLANTIC SUB	35300 - Station Equipment	Arrester, Lightning & Surge Protect	\$16,916.27	\$7,510.32	\$9,405.95
JCP&L Jersey Central Pwr & Lht	JCPL TRANS SUBS	ATLANTIC SUB	35300 - Station Equipment	Reactor	\$17,484.67	\$2,405.71	\$15,078.96
JCP&L Jersey Central Pwr & Lht	JCPL TRANS SUBS	ATLANTIC SUB	35300 - Station Equipment	Controls and Instrumentation	\$17,856.32	\$1,516.65	\$16,339.67
JCP&L Jersey Central Pwr & Lht	JCPL TRANS SUBS	ATLANTIC SUB	35300 - Station Equipment	Controls and Instrumentation	\$17,902.01	\$8,889.49	\$9,012.52
JCP&L Jersey Central Pwr & Lht	JCPL TRANS SUBS	ATLANTIC SUB	35300 - Station Equipment	Carrier Equipment System	\$18,179.72	\$6,803.10	\$11,376.62
JCP&L Jersey Central Pwr & Lht	JCPL TRANS SUBS	ATLANTIC SUB	35300 - Station Equipment	Grounding System, Station	\$18,808.78	\$7,779.27	\$11,029.51
JCP&L Jersey Central Pwr & Lht	JCPL TRANS SUBS	ATLANTIC SUB	35300 - Station Equipment	Switch	\$19,592.04	\$9,728.70	\$9,863.34
JCP&L Jersey Central Pwr & Lht	JCPL TRANS SUBS	ATLANTIC SUB	35300 - Station Equipment	Controls and Instrumentation	\$20,041.30	\$9,104.40	\$10,936.90
JCP&L Jersey Central Pwr & Lht	JCPL TRANS SUBS	ATLANTIC SUB	35300 - Station Equipment	Carrier Equipment System	\$20,371.88	\$11,012.10	\$9,359.78
JCP&L Jersey Central Pwr & Lht	JCPL TRANS SUBS	ATLANTIC SUB	35300 - Station Equipment	Structure	\$20,442.35	\$11,746.80	\$8,695.55
JCP&L Jersey Central Pwr & Lht	JCPL TRANS SUBS	ATLANTIC SUB	35300 - Station Equipment	Switching Equipment	\$20,541.97	\$1,149.30	\$19,392.67
JCP&L Jersey Central Pwr & Lht	JCPL TRANS SUBS	ATLANTIC SUB	35300 - Station Equipment	Battery System	\$20,768.00	\$6,572.22	\$14,195.78
JCP&L Jersey Central Pwr & Lht	JCPL TRANS SUBS	ATLANTIC SUB	35300 - Station Equipment	Carrier Equipment System	\$20,960.60	\$11,096.59	\$9,864.01
JCP&L Jersey Central Pwr & Lht	JCPL TRANS SUBS	ATLANTIC SUB	35300 - Station Equipment	Transformer, Other	\$21,080.43	\$2,900.45	\$18,179.98
JCP&L Jersey Central Pwr & Lht	JCPL TRANS SUBS	ATLANTIC SUB	35300 - Station Equipment	Structural Steel Support	\$21,282.85	\$1,504.52	\$19,778.33
JCP&L Jersey Central Pwr & Lht	JCPL TRANS SUBS	ATLANTIC SUB	35300 - Station Equipment	Structure	\$21,581.30	\$8,925.98	\$12,655.32
JCP&L Jersey Central Pwr & Lht	JCPL TRANS SUBS	ATLANTIC SUB	35300 - Station Equipment	Carrier Equipment System	\$21,647.62	\$12,689.37	\$8,958.25
JCP&L Jersey Central Pwr & Lht	JCPL TRANS SUBS	ATLANTIC SUB	35300 - Station Equipment	Control Wiring	\$21,718.54	\$1,844.70	\$19,873.84
JCP&L Jersey Central Pwr & Lht	JCPL TRANS SUBS	ATLANTIC SUB	35300 - Station Equipment	Carrier Equipment System	\$22,848.50	\$9,679.34	\$13,169.16
JCP&L Jersey Central Pwr & Lht	JCPL TRANS SUBS	ATLANTIC SUB	35300 - Station Equipment	Line Wave Trap	\$23,062.53	\$1,630.33	\$21,432.20
JCP&L Jersey Central Pwr & Lht	JCPL TRANS SUBS	ATLANTIC SUB	35300 - Station Equipment	Switchgear	\$23,600.00	\$7,468.43	\$16,131.57
JCP&L Jersey Central Pwr & Lht	JCPL TRANS SUBS	ATLANTIC SUB	35300 - Station Equipment	Fuse Equipment	\$24,438.99	\$7,733.95	\$16,705.04
JCP&L Jersey Central Pwr & Lht	JCPL TRANS SUBS	ATLANTIC SUB	35300 - Station Equipment	Structure	\$25,184.36	\$13,613.50	\$11,570.86
JCP&L Jersey Central Pwr & Lht	JCPL TRANS SUBS	ATLANTIC SUB	35300 - Station Equipment	Air Conditioner Unit	\$25,184.54	\$1,024.61	\$24,159.93
JCP&L Jersey Central Pwr & Lht	JCPL TRANS SUBS	ATLANTIC SUB	35300 - Station Equipment	Switchgear	\$25,278.58	\$12,552.44	\$12,726.14
JCP&L Jersey Central Pwr & Lht	JCPL TRANS SUBS	ATLANTIC SUB	35300 - Station Equipment	Carrier Equipment System	\$26,121.64	\$15,010.30	\$11,111.34
JCP&L Jersey Central Pwr & Lht	JCPL TRANS SUBS	ATLANTIC SUB	35300 - Station Equipment	Foundation	\$27,067.28	\$4,055.00	\$23,012.28
JCP&L Jersey Central Pwr & Lht	JCPL TRANS SUBS	ATLANTIC SUB	35300 - Station Equipment	Conduit/Duct System	\$27,106.21	\$15,889.08	\$11,217.13

Company	Major Location	Asset Location	Utility Account	Asset Retirement Unit	Book Cost	Allocated Reserve	Net Book Value
JCP&L Jersey Central Pwr & Lht	JCPL TRANS SUBS	ATLANTIC SUB	35300 - Station Equipment	Switchgear	\$27,368.27	\$16,042.70	\$11,325.57
JCP&L Jersey Central Pwr & Lht	JCPL TRANS SUBS	ATLANTIC SUB	35300 - Station Equipment	Switchgear	\$27,747.91	\$14,689.81	\$13,058.10
JCP&L Jersey Central Pwr & Lht	JCPL TRANS SUBS	ATLANTIC SUB	35300 - Station Equipment	Structure	\$27,877.27	\$16,341.06	\$11,536.21
JCP&L Jersey Central Pwr & Lht	JCPL TRANS SUBS	ATLANTIC SUB	35300 - Station Equipment	Relays	\$29,250.13	\$3,656.89	\$25,593.24
JCP&L Jersey Central Pwr & Lht	JCPL TRANS SUBS	ATLANTIC SUB	35300 - Station Equipment	Wiring	\$29,861.74	\$17,159.47	\$12,702.27
JCP&L Jersey Central Pwr & Lht	JCPL TRANS SUBS	ATLANTIC SUB	35300 - Station Equipment	Switchgear	\$29,897.17	\$11,772.59	\$18,124.58
JCP&L Jersey Central Pwr & Lht	JCPL TRANS SUBS	ATLANTIC SUB	35300 - Station Equipment	Controls and Instrumentation	\$30,236.19	\$12,808.99	\$17,427.20
JCP&L Jersey Central Pwr & Lht	JCPL TRANS SUBS	ATLANTIC SUB	35300 - Station Equipment	Arrester, Lightning & Surge Protect	\$30,325.75	\$2,143.79	\$28,181.96
JCP&L Jersey Central Pwr & Lht	JCPL TRANS SUBS	ATLANTIC SUB	35300 - Station Equipment	Carrier Equipment System	\$31,563.47	\$4,342.81	\$27,220.66
JCP&L Jersey Central Pwr & Lht	JCPL TRANS SUBS	ATLANTIC SUB	35300 - Station Equipment	Battery System	\$31,947.34	\$3,153.97	\$28,793.37
JCP&L Jersey Central Pwr & Lht	JCPL TRANS SUBS	ATLANTIC SUB	35300 - Station Equipment	Wiring	\$32,130.55	\$13,611.49	\$18,519.06
JCP&L Jersey Central Pwr & Lht	JCPL TRANS SUBS	ATLANTIC SUB	35300 - Station Equipment	Control Wiring	\$32,673.72	\$4,495.56	\$28,178.16
JCP&L Jersey Central Pwr & Lht	JCPL TRANS SUBS	ATLANTIC SUB	35300 - Station Equipment	Structure	\$33,330.84	\$17,645.43	\$15,685.41
JCP&L Jersey Central Pwr & Lht	JCPL TRANS SUBS	ATLANTIC SUB	35300 - Station Equipment	Controls and Instrumentation	\$33,610.62	\$12,251.54	\$21,359.08
JCP&L Jersey Central Pwr & Lht	JCPL TRANS SUBS	ATLANTIC SUB	35300 - Station Equipment	Interrupter Assembly	\$33,889.29	\$2,395.70	\$31,493.59
JCP&L Jersey Central Pwr & Lht	JCPL TRANS SUBS	ATLANTIC SUB	35300 - Station Equipment	Carrier Equipment System	\$34,263.45	\$11,500.24	\$22,763.21
JCP&L Jersey Central Pwr & Lht	JCPL TRANS SUBS	ATLANTIC SUB	35300 - Station Equipment	Wiring	\$35,226.84	\$4,846.85	\$30,379.99
JCP&L Jersey Central Pwr & Lht	JCPL TRANS SUBS	ATLANTIC SUB	35300 - Station Equipment	Conduit	\$35,577.75	\$4,447.98	\$31,129.77
JCP&L Jersey Central Pwr & Lht	JCPL TRANS SUBS	ATLANTIC SUB	35300 - Station Equipment	Switchgear	\$35,673.56	\$11,973.53	\$23,700.03
JCP&L Jersey Central Pwr & Lht	JCPL TRANS SUBS	ATLANTIC SUB	35300 - Station Equipment	Circuit Breaker	\$36,038.83	\$21,125.20	\$14,913.63
JCP&L Jersey Central Pwr & Lht	JCPL TRANS SUBS	ATLANTIC SUB	35300 - Station Equipment	Cable Trench	\$36,133.49	\$1,470.07	\$34,663.42
JCP&L Jersey Central Pwr & Lht	JCPL TRANS SUBS	ATLANTIC SUB	35300 - Station Equipment	Controls and Instrumentation	\$36,841.51	\$15,237.57	\$21,603.94
JCP&L Jersey Central Pwr & Lht	JCPL TRANS SUBS	ATLANTIC SUB	35300 - Station Equipment	Structural Steel Support	\$37,200.31	\$5,118.37	\$32,081.94
JCP&L Jersey Central Pwr & Lht	JCPL TRANS SUBS	ATLANTIC SUB	35300 - Station Equipment	Switch	\$38,727.44	\$20,934.27	\$17,793.17
JCP&L Jersey Central Pwr & Lht	JCPL TRANS SUBS	ATLANTIC SUB	35300 - Station Equipment	Switchgear	\$39,477.18	\$16,327.68	\$23,149.50
JCP&L Jersey Central Pwr & Lht	JCPL TRANS SUBS	ATLANTIC SUB	35300 - Station Equipment	Switch	\$42,363.81	\$8,290.69	\$34,073.12
JCP&L Jersey Central Pwr & Lht	JCPL TRANS SUBS	ATLANTIC SUB	35300 - Station Equipment	Arrester, Lightning & Surge Protect	\$42,615.99	\$21,161.57	\$21,454.42
JCP&L Jersey Central Pwr & Lht	JCPL TRANS SUBS	ATLANTIC SUB	35300 - Station Equipment	Structure	\$43,087.13	\$21,395.52	\$21,691.61
JCP&L Jersey Central Pwr & Lht	JCPL TRANS SUBS	ATLANTIC SUB	35300 - Station Equipment	Wiring	\$43,779.31	\$19,436.70	\$24,342.61
JCP&L Jersey Central Pwr & Lht	JCPL TRANS SUBS	ATLANTIC SUB	35300 - Station Equipment	Revenue Metering Equipment	\$43,885.39	\$1,785.44	\$42,099.95
JCP&L Jersey Central Pwr & Lht	JCPL TRANS SUBS	ATLANTIC SUB	35300 - Station Equipment	Reactor	\$44,248.41	\$3,128.01	\$41,120.40
JCP&L Jersey Central Pwr & Lht	JCPL TRANS SUBS	ATLANTIC SUB	35300 - Station Equipment	Circuit Breaker	\$45,099.32	\$25,915.45	\$19,183.87
JCP&L Jersey Central Pwr & Lht	JCPL TRANS SUBS	ATLANTIC SUB	35300 - Station Equipment	Transformer, Power	\$46,325.58	\$12,869.03	\$33,456.55
JCP&L Jersey Central Pwr & Lht	JCPL TRANS SUBS	ATLANTIC SUB	35300 - Station Equipment	Wiring	\$46,372.45	\$25,066.82	\$21,305.63
JCP&L Jersey Central Pwr & Lht	JCPL TRANS SUBS	ATLANTIC SUB	35300 - Station Equipment	Grounding System, Station	\$46,977.73	\$6,463.65	\$40,514.08
JCP&L Jersey Central Pwr & Lht	JCPL TRANS SUBS	ATLANTIC SUB	35300 - Station Equipment	Switch	\$47,835.97	\$15,596.95	\$32,239.02
JCP&L Jersey Central Pwr & Lht	JCPL TRANS SUBS	ATLANTIC SUB	35300 - Station Equipment	Wiring	\$49,100.23	\$25,993.78	\$23,106.45
JCP&L Jersey Central Pwr & Lht	JCPL TRANS SUBS	ATLANTIC SUB	35300 - Station Equipment	Reactor	\$49,107.92	\$2,747.54	\$46,360.38
JCP&L Jersey Central Pwr & Lht	JCPL TRANS SUBS	ATLANTIC SUB	35300 - Station Equipment	Switchgear	\$49,160.35	\$21,825.72	\$27,334.63
JCP&L Jersey Central Pwr & Lht	JCPL TRANS SUBS	ATLANTIC SUB	35300 - Station Equipment	CT 34.5KV	\$50,551.46	\$6,955.36	\$43,596.10
JCP&L Jersey Central Pwr & Lht	JCPL TRANS SUBS	ATLANTIC SUB	35300 - Station Equipment	Circuit Breaker	\$51,222.73	\$11,124.72	\$40,098.01
JCP&L Jersey Central Pwr & Lht	JCPL TRANS SUBS	ATLANTIC SUB	35300 - Station Equipment	Switch	\$51,550.23	\$29,622.33	\$21,927.90
JCP&L Jersey Central Pwr & Lht	JCPL TRANS SUBS	ATLANTIC SUB	35300 - Station Equipment	Non-Unitized	\$52,840.84	\$1,313.52	\$51,527.32
JCP&L Jersey Central Pwr & Lht	JCPL TRANS SUBS	ATLANTIC SUB	35300 - Station Equipment	Wiring	\$53,463.03	\$22,112.19	\$31,350.84
JCP&L Jersey Central Pwr & Lht	JCPL TRANS SUBS	ATLANTIC SUB	35300 - Station Equipment	Wiring	\$53,959.38	\$26,794.30	\$27,165.08
JCP&L Jersey Central Pwr & Lht	JCPL TRANS SUBS	ATLANTIC SUB	35300 - Station Equipment	Carrier Equipment System	\$54,237.74	\$22,432.61	\$31,805.13
JCP&L Jersey Central Pwr & Lht	JCPL TRANS SUBS	ATLANTIC SUB	35300 - Station Equipment	Transformer, Instrument	\$54,668.46	\$17,300.34	\$37,368.12
JCP&L Jersey Central Pwr & Lht	JCPL TRANS SUBS	ATLANTIC SUB	35300 - Station Equipment	Relaying Equipment	\$55,339.03	\$2,251.43	\$53,087.60
JCP&L Jersey Central Pwr & Lht	JCPL TRANS SUBS	ATLANTIC SUB	35300 - Station Equipment	Carrier Equipment System	\$58,410.00	\$18,484.39	\$39,925.61
JCP&L Jersey Central Pwr & Lht	JCPL TRANS SUBS	ATLANTIC SUB	35300 - Station Equipment	Switch	\$58,910.94	\$34,532.33	\$24,378.61
JCP&L Jersey Central Pwr & Lht	JCPL TRANS SUBS	ATLANTIC SUB	35300 - Station Equipment	Coupling Capacitor	\$62,801.01	\$2,555.01	\$60,246.00
JCP&L Jersey Central Pwr & Lht	JCPL TRANS SUBS	ATLANTIC SUB	35300 - Station Equipment	Switch	\$67,318.02	\$27,842.58	\$39,475.44
JCP&L Jersey Central Pwr & Lht	JCPL TRANS SUBS	ATLANTIC SUB	35300 - Station Equipment	Wiring	\$69,988.05	\$41,025.50	\$28,962.55
JCP&L Jersey Central Pwr & Lht	JCPL TRANS SUBS	ATLANTIC SUB	35300 - Station Equipment	Wiring	\$70,900.10	\$6,022.01	\$64,878.09
JCP&L Jersey Central Pwr & Lht	JCPL TRANS SUBS	ATLANTIC SUB	35300 - Station Equipment	Relays	\$75,118.45	\$10,335.52	\$64,782.93
JCP&L Jersey Central Pwr & Lht	JCPL TRANS SUBS	ATLANTIC SUB	35300 - Station Equipment	Structural Steel Support	\$78,962.88	\$11,829.56	\$67,133.32
JCP&L Jersey Central Pwr & Lht	JCPL TRANS SUBS	ATLANTIC SUB	35300 - Station Equipment	RTU - SCADA	\$79,674.04	\$4,457.68	\$75,216.36
JCP&L Jersey Central Pwr & Lht	JCPL TRANS SUBS	ATLANTIC SUB	35300 - Station Equipment	Capacitor Bank	\$80,584.91	\$22,386.11	\$58,198.80

Company	Major Location	Asset Location	Utility Account	Asset Retirement Unit	Book Cost	Allocated Reserve	Net Book Value
JCP&L Jersey Central Pwr & Lht	JCPL TRANS SUBS	ATLANTIC SUB	35300 - Station Equipment	Insulator - transmission	\$81,567.48	\$3,318.50	\$78,248.98
JCP&L Jersey Central Pwr & Lht	JCPL TRANS SUBS	ATLANTIC SUB	35300 - Station Equipment	Foundation - Equipment	\$83,308.00	\$26,363.58	\$56,944.42
JCP&L Jersey Central Pwr & Lht	JCPL TRANS SUBS	ATLANTIC SUB	35300 - Station Equipment	Non-Unitized	\$84,456.68	\$712.83	\$83,743.85
JCP&L Jersey Central Pwr & Lht	JCPL TRANS SUBS	ATLANTIC SUB	35300 - Station Equipment	Arrester, Lightning & Surge Protect	\$84,984.26	\$36,001.96	\$48,982.30
JCP&L Jersey Central Pwr & Lht	JCPL TRANS SUBS	ATLANTIC SUB	35300 - Station Equipment	Switch	\$86,471.74	\$27,364.78	\$59,106.96
JCP&L Jersey Central Pwr & Lht	JCPL TRANS SUBS	ATLANTIC SUB	35300 - Station Equipment	Structure	\$86,762.18	\$27,456.69	\$59,305.49
JCP&L Jersey Central Pwr & Lht	JCPL TRANS SUBS	ATLANTIC SUB	35300 - Station Equipment	Panel, A.C. Distribution	\$90,640.99	\$12,471.25	\$78,169.74
JCP&L Jersey Central Pwr & Lht	JCPL TRANS SUBS	ATLANTIC SUB	35300 - Station Equipment	Switch	\$97,000.26	\$51,352.17	\$45,648.09
JCP&L Jersey Central Pwr & Lht	JCPL TRANS SUBS	ATLANTIC SUB	35300 - Station Equipment	CT 600V CATEGORY 5	\$99,020.56	\$13,624.20	\$85,396.36
JCP&L Jersey Central Pwr & Lht	JCPL TRANS SUBS	ATLANTIC SUB	35300 - Station Equipment	Wiring	\$99,314.30	\$26,614.62	\$72,699.68
JCP&L Jersey Central Pwr & Lht	JCPL TRANS SUBS	ATLANTIC SUB	35300 - Station Equipment	Capacitor Bank	\$105,714.41	\$10,436.56	\$95,277.85
JCP&L Jersey Central Pwr & Lht	JCPL TRANS SUBS	ATLANTIC SUB	35300 - Station Equipment	Circuit Breaker	\$108,779.64	\$46,082.43	\$62,697.21
JCP&L Jersey Central Pwr & Lht	JCPL TRANS SUBS	ATLANTIC SUB	35300 - Station Equipment	Circuit Breaker	\$112,276.60	\$30,088.30	\$82,188.30
JCP&L Jersey Central Pwr & Lht	JCPL TRANS SUBS	ATLANTIC SUB	35300 - Station Equipment	Disconnect Switch	\$117,307.81	\$990.11	\$116,317.70
JCP&L Jersey Central Pwr & Lht	JCPL TRANS SUBS	ATLANTIC SUB	35300 - Station Equipment	Structure	\$125,392.32	\$5,101.49	\$120,290.83
JCP&L Jersey Central Pwr & Lht	JCPL TRANS SUBS	ATLANTIC SUB	35300 - Station Equipment	Foundation - Equipment	\$150,536.82	\$10,641.73	\$139,895.09
JCP&L Jersey Central Pwr & Lht	JCPL TRANS SUBS	ATLANTIC SUB	35300 - Station Equipment	VT 34.5KV	\$153,670.75	\$21,143.49	\$132,527.26
JCP&L Jersey Central Pwr & Lht	JCPL TRANS SUBS	ATLANTIC SUB	35300 - Station Equipment	Circuit Breaker	\$153,908.18	\$38,179.34	\$115,728.84
JCP&L Jersey Central Pwr & Lht	JCPL TRANS SUBS	ATLANTIC SUB	35300 - Station Equipment	Cabinets/Panels/Consoles	\$155,352.21	\$6,320.38	\$149,031.83
JCP&L Jersey Central Pwr & Lht	JCPL TRANS SUBS	ATLANTIC SUB	35300 - Station Equipment	Grounding Transformer	\$159,638.83	\$11,285.17	\$148,353.66
JCP&L Jersey Central Pwr & Lht	JCPL TRANS SUBS	ATLANTIC SUB	35300 - Station Equipment	Line Wave Trap	\$161,946.38	\$6,588.66	\$155,357.72
JCP&L Jersey Central Pwr & Lht	JCPL TRANS SUBS	ATLANTIC SUB	35300 - Station Equipment	Circuit Breaker	\$169,286.49	\$75,158.14	\$94,128.35
JCP&L Jersey Central Pwr & Lht	JCPL TRANS SUBS	ATLANTIC SUB	35300 - Station Equipment	Relays	\$179,278.28	\$15,227.27	\$164,051.01
JCP&L Jersey Central Pwr & Lht	JCPL TRANS SUBS	ATLANTIC SUB	35300 - Station Equipment	Foundation - Equipment	\$179,590.23	\$24,709.74	\$154,880.49
JCP&L Jersey Central Pwr & Lht	JCPL TRANS SUBS	ATLANTIC SUB	35300 - Station Equipment	Circuit Breaker	\$181,310.48	\$4,507.02	\$176,803.46
JCP&L Jersey Central Pwr & Lht	JCPL TRANS SUBS	ATLANTIC SUB	35300 - Station Equipment	Circuit Breaker	\$194,608.22	\$24,330.16	\$170,278.06
JCP&L Jersey Central Pwr & Lht	JCPL TRANS SUBS	ATLANTIC SUB	35300 - Station Equipment	Relays	\$195,599.97	\$7,957.83	\$187,642.14
JCP&L Jersey Central Pwr & Lht	JCPL TRANS SUBS	ATLANTIC SUB	35300 - Station Equipment	Carrier Equipment System	\$199,154.40	\$51,397.04	\$147,757.36
JCP&L Jersey Central Pwr & Lht	JCPL TRANS SUBS	ATLANTIC SUB	35300 - Station Equipment	Circuit Breaker	\$211,561.17	\$112,001.01	\$99,560.16
JCP&L Jersey Central Pwr & Lht	JCPL TRANS SUBS	ATLANTIC SUB	35300 - Station Equipment	Bus	\$212,286.09	\$8,636.69	\$203,649.40
JCP&L Jersey Central Pwr & Lht	JCPL TRANS SUBS	ATLANTIC SUB	35300 - Station Equipment	Circuit Breaker	\$233,555.79	\$26,175.07	\$207,380.72
JCP&L Jersey Central Pwr & Lht	JCPL TRANS SUBS	ATLANTIC SUB	35300 - Station Equipment	Disconnect Switch	\$248,736.57	\$34,223.56	\$214,513.01
JCP&L Jersey Central Pwr & Lht	JCPL TRANS SUBS	ATLANTIC SUB	35300 - Station Equipment	Relaying Equipment	\$261,860.31	\$36,029.25	\$225,831.06
JCP&L Jersey Central Pwr & Lht	JCPL TRANS SUBS	ATLANTIC SUB	35300 - Station Equipment	Circuit Breaker	\$305,388.90	\$25,938.67	\$279,450.23
JCP&L Jersey Central Pwr & Lht	JCPL TRANS SUBS	ATLANTIC SUB	35300 - Station Equipment	Circuit Breaker	\$315,905.73	\$87,757.11	\$228,148.62
JCP&L Jersey Central Pwr & Lht	JCPL TRANS SUBS	ATLANTIC SUB	35300 - Station Equipment	Controls and Instrumentation	\$348,121.86	\$110,166.37	\$237,955.49
JCP&L Jersey Central Pwr & Lht	JCPL TRANS SUBS	ATLANTIC SUB	35300 - Station Equipment	Circuit Breaker	\$379,960.00	\$120,241.83	\$259,718.17
JCP&L Jersey Central Pwr & Lht	JCPL TRANS SUBS	ATLANTIC SUB	35300 - Station Equipment	Circuit Breaker	\$436,224.06	\$60,019.88	\$376,204.18
JCP&L Jersey Central Pwr & Lht	JCPL TRANS SUBS	ATLANTIC SUB	35300 - Station Equipment	Conduit	\$541,660.66	\$22,037.03	\$519,623.63
JCP&L Jersey Central Pwr & Lht	JCPL TRANS SUBS	ATLANTIC SUB	35300 - Station Equipment	Equipment Cooling Water System	\$619,236.72	\$61,133.56	\$558,103.16
JCP&L Jersey Central Pwr & Lht	JCPL TRANS SUBS	ATLANTIC SUB	35300 - Station Equipment	Capacitor Bank	\$952,662.90	\$131,076.49	\$821,586.41
JCP&L Jersey Central Pwr & Lht	JCPL TRANS SUBS	ATLANTIC SUB	35300 - Station Equipment	Cable, Wiring	\$1,066,392.40	\$43,385.32	\$1,023,007.08
JCP&L Jersey Central Pwr & Lht	JCPL TRANS SUBS	ATLANTIC SUB	35300 - Station Equipment	Transformer, Power	\$1,187,500.00	\$375,795.30	\$811,704.70
JCP&L Jersey Central Pwr & Lht	JCPL TRANS SUBS	ATLANTIC SUB	35300 - Station Equipment	Capacitor Bank	\$1,254,360.70	\$396,953.98	\$857,406.72
JCP&L Jersey Central Pwr & Lht	JCPL TRANS SUBS	ATLANTIC SUB	35300 - Station Equipment	Transformer, Power	\$1,307,285.77	\$179,868.89	\$1,127,416.88
JCP&L Jersey Central Pwr & Lht	JCPL TRANS SUBS	ATLANTIC SUB	35300 - Station Equipment	Wiring	\$1,403,433.54	\$57,097.57	\$1,346,335.97
JCP&L Jersey Central Pwr & Lht	JCPL TRANS SUBS	ATLANTIC SUB	35300 - Station Equipment	Transformer, Power	\$1,857,131.04	\$342,882.13	\$1,514,248.91
JCP&L Jersey Central Pwr & Lht	JCPL TRANS SUBS	ATLANTIC SUB	35300 - Station Equipment	Controls and Instrumentation	\$2,992,977.52	\$295,478.88	\$2,697,498.64
		ATLANTIC SUB Total			\$23,633,155.38	\$4,392,796.90	\$19,240,358.48
JCP&L Jersey Central Pwr & Lht	JCPL DIST SUBS	BERNARDSVILLE SUB	35300 - Station Equipment	Non-Unitized	\$10,114.25	\$85.36	\$10,028.89
		BERNARDSVILLE SUB Total			\$10,114.25	\$85.36	\$10,028.89
JCP&L Jersey Central Pwr & Lht	JCPL SUB-TRANS SUBS	BERNARDSVILLE TRANS SUB	35300 - Station Equipment	Switch	\$1,341.24	\$163.32	\$1,177.92
JCP&L Jersey Central Pwr & Lht	JCPL SUB-TRANS SUBS	BERNARDSVILLE TRANS SUB	35300 - Station Equipment	Control Wiring	\$4,609.44	\$669.51	\$3,939.93
JCP&L Jersey Central Pwr & Lht	JCPL SUB-TRANS SUBS	BERNARDSVILLE TRANS SUB	35300 - Station Equipment	Switch	\$41,485.02	\$6,025.65	\$35,459.37
JCP&L Jersey Central Pwr & Lht	JCPL SUB-TRANS SUBS	BERNARDSVILLE TRANS SUB	35300 - Station Equipment	RTU - SCADA	\$45,245.36	\$6,571.84	\$38,673.52
JCP&L Jersey Central Pwr & Lht	JCPL SUB-TRANS SUBS	BERNARDSVILLE TRANS SUB	35300 - Station Equipment	Relaying Equipment	\$53,934.54	\$3,017.58	\$50,916.96
JCP&L Jersey Central Pwr & Lht	JCPL SUB-TRANS SUBS	BERNARDSVILLE TRANS SUB	35300 - Station Equipment	Foundation - Equipment	\$54,731.12	\$7,949.64	\$46,781.48
JCP&L Jersey Central Pwr & Lht	JCPL SUB-TRANS SUBS	BERNARDSVILLE TRANS SUB	35300 - Station Equipment	Capacitor Bank	\$189,998.98	\$27,597.15	\$162,401.83

Company	Major Location	Asset Location	Utility Account	Asset Retirement Unit	Book Cost	Allocated Reserve	Net Book Value
		BERNARDSVILLE TRANS SUB Total			\$391,345.70	\$51,994.71	\$339,350.99
JCP&L Jersey Central Pwr & Lht	JCPL DIST SUBS	BOONTON SUB	35300 - Station Equipment	Transformer, Potential : Each	\$43,677.68	\$1,776.99	\$41,900.69
		BOONTON SUB Total			\$43,677.68	\$1,776.99	\$41,900.69
JCP&L Jersey Central Pwr & Lht	JCPL TRANS SUBS	BOSTON ROAD SUB	35300 - Station Equipment	Cable	\$2,387.73	\$97.14	\$2,290.59
JCP&L Jersey Central Pwr & Lht	JCPL TRANS SUBS	BOSTON ROAD SUB	35300 - Station Equipment	Cable Tray	\$5,969.11	\$242.84	\$5,726.27
JCP&L Jersey Central Pwr & Lht	JCPL TRANS SUBS	BOSTON ROAD SUB	35300 - Station Equipment	Wiring	\$10,338.12	\$420.60	\$9,917.52
JCP&L Jersey Central Pwr & Lht	JCPL TRANS SUBS	BOSTON ROAD SUB	35300 - Station Equipment	Bus-Insulators	\$11,941.14	\$485.82	\$11,455.32
JCP&L Jersey Central Pwr & Lht	JCPL TRANS SUBS	BOSTON ROAD SUB	35300 - Station Equipment	Bus	\$18,173.70	\$739.39	\$17,434.31
JCP&L Jersey Central Pwr & Lht	JCPL TRANS SUBS	BOSTON ROAD SUB	35300 - Station Equipment	VT 34.5KV	\$34,438.89	\$1,401.12	\$33,037.77
JCP&L Jersey Central Pwr & Lht	JCPL TRANS SUBS	BOSTON ROAD SUB	35300 - Station Equipment	Transformer, Current : Each	\$71,137.63	\$2,894.17	\$68,243.46
JCP&L Jersey Central Pwr & Lht	JCPL TRANS SUBS	BOSTON ROAD SUB	35300 - Station Equipment	Control Wiring	\$71,276.57	\$2,899.83	\$68,376.74
JCP&L Jersey Central Pwr & Lht	JCPL TRANS SUBS	BOSTON ROAD SUB	35300 - Station Equipment	Cable, Wiring	\$73,484.07	\$2,989.64	\$70,494.43
JCP&L Jersey Central Pwr & Lht	JCPL TRANS SUBS	BOSTON ROAD SUB	35300 - Station Equipment	RTU - SCADA	\$90,609.01	\$3,686.35	\$86,922.66
JCP&L Jersey Central Pwr & Lht	JCPL TRANS SUBS	BOSTON ROAD SUB	35300 - Station Equipment	Disconnect Switch	\$211,510.71	\$8,605.14	\$202,905.57
JCP&L Jersey Central Pwr & Lht	JCPL TRANS SUBS	BOSTON ROAD SUB	35300 - Station Equipment	Building	\$406,490.33	\$16,537.73	\$389,952.60
JCP&L Jersey Central Pwr & Lht	JCPL TRANS SUBS	BOSTON ROAD SUB	35300 - Station Equipment	Capacitor Bank	\$508,105.08	\$20,671.84	\$487,433.24
JCP&L Jersey Central Pwr & Lht	JCPL TRANS SUBS	BOSTON ROAD SUB	35300 - Station Equipment	Circuit Breaker	\$547,179.55	\$22,261.56	\$524,917.99
JCP&L Jersey Central Pwr & Lht	JCPL TRANS SUBS	BOSTON ROAD SUB	35300 - Station Equipment	Relays	\$579,615.82	\$23,581.21	\$556,034.61
JCP&L Jersey Central Pwr & Lht	JCPL TRANS SUBS	BOSTON ROAD SUB	35300 - Station Equipment	Transformer, Power	\$1,587,071.89	\$64,568.75	\$1,522,503.14
		BOSTON ROAD SUB Total			\$4,229,729.35	\$172,083.14	\$4,057,646.21
JCP&L Jersey Central Pwr & Lht	JCPL DIST SUBS	BRANCHVILLE SUB	35300 - Station Equipment	Control Wiring	\$5,824.97	\$778.78	\$5,046.19
JCP&L Jersey Central Pwr & Lht	JCPL DIST SUBS	BRANCHVILLE SUB	35300 - Station Equipment	Conduit	\$8,903.37	\$619.71	\$8,283.66
JCP&L Jersey Central Pwr & Lht	JCPL DIST SUBS	BRANCHVILLE SUB	35300 - Station Equipment	Grounding System, Station	\$12,525.49	\$1,674.63	\$10,850.86
JCP&L Jersey Central Pwr & Lht	JCPL DIST SUBS	BRANCHVILLE SUB	35300 - Station Equipment	Structural Steel Support	\$14,526.07	\$1,942.11	\$12,583.96
JCP&L Jersey Central Pwr & Lht	JCPL DIST SUBS	BRANCHVILLE SUB	35300 - Station Equipment	Reactor	\$48,002.36	\$3,341.15	\$44,661.21
JCP&L Jersey Central Pwr & Lht	JCPL DIST SUBS	BRANCHVILLE SUB	35300 - Station Equipment	Bus	\$51,987.88	\$6,950.65	\$45,037.23
JCP&L Jersey Central Pwr & Lht	JCPL DIST SUBS	BRANCHVILLE SUB	35300 - Station Equipment	Panel, A.C. Distribution	\$57,129.85	\$7,638.12	\$49,491.73
JCP&L Jersey Central Pwr & Lht	JCPL DIST SUBS	BRANCHVILLE SUB	35300 - Station Equipment	Switch	\$69,471.89	\$9,288.23	\$60,183.66
JCP&L Jersey Central Pwr & Lht	JCPL DIST SUBS	BRANCHVILLE SUB	35300 - Station Equipment	Foundation - Equipment	\$141,983.70	\$18,982.88	\$123,000.82
JCP&L Jersey Central Pwr & Lht	JCPL DIST SUBS	BRANCHVILLE SUB	35300 - Station Equipment	Capacitor Bank	\$209,334.93	\$27,987.57	\$181,347.36
		BRANCHVILLE SUB Total			\$619,690.51	\$79,203.84	\$540,486.67
JCP&L Jersey Central Pwr & Lht	JCPL CUST SUBS	CARTER-WALLACE SUB	35300 - Station Equipment	Microwave System	\$28,550.72	\$8,485.70	\$20,065.02
		CARTER-WALLACE SUB Total			\$28,550.72	\$8,485.70	\$20,065.02
JCP&L Jersey Central Pwr & Lht	JCPL DIST SUBS	CHESTER SUB	35300 - Station Equipment	Structural Steel Support	\$2,138.41	\$310.60	\$1,827.81
JCP&L Jersey Central Pwr & Lht	JCPL DIST SUBS	CHESTER SUB	35300 - Station Equipment	Non-Unitized	\$11,840.52	\$294.33	\$11,546.19
JCP&L Jersey Central Pwr & Lht	JCPL DIST SUBS	CHESTER SUB	35300 - Station Equipment	Non-Unitized	\$18,217.41	\$153.76	\$18,063.65
		CHESTER SUB Total			\$32,196.34	\$758.69	\$31,437.65
JCP&L Jersey Central Pwr & Lht	JCPL SUB-TRANS SUBS	CHESTER SUBTRAN SUB	35300 - Station Equipment	Conduit/Duct System	\$303.80	\$93.63	\$210.17
JCP&L Jersey Central Pwr & Lht	JCPL SUB-TRANS SUBS	CHESTER SUBTRAN SUB	35300 - Station Equipment	Minor Station Equipment	\$319.85	\$98.57	\$221.28
JCP&L Jersey Central Pwr & Lht	JCPL SUB-TRANS SUBS	CHESTER SUBTRAN SUB	35300 - Station Equipment	Transformer, Instrument	\$1,425.05	\$439.19	\$985.86
JCP&L Jersey Central Pwr & Lht	JCPL SUB-TRANS SUBS	CHESTER SUBTRAN SUB	35300 - Station Equipment	Controls and Instrumentation	\$1,732.08	\$533.81	\$1,198.27
JCP&L Jersey Central Pwr & Lht	JCPL SUB-TRANS SUBS	CHESTER SUBTRAN SUB	35300 - Station Equipment	Steel Pole Fully Dressed	\$2,304.41	\$334.71	\$1,969.70
JCP&L Jersey Central Pwr & Lht	JCPL SUB-TRANS SUBS	CHESTER SUBTRAN SUB	35300 - Station Equipment	Wood Pole	\$3,466.77	\$1,068.44	\$2,398.33
JCP&L Jersey Central Pwr & Lht	JCPL SUB-TRANS SUBS	CHESTER SUBTRAN SUB	35300 - Station Equipment	Grounding System, Station	\$10,994.94	\$3,388.57	\$7,606.37
JCP&L Jersey Central Pwr & Lht	JCPL SUB-TRANS SUBS	CHESTER SUBTRAN SUB	35300 - Station Equipment	Microwave System	\$43,479.11	\$12,254.27	\$31,224.84
JCP&L Jersey Central Pwr & Lht	JCPL SUB-TRANS SUBS	CHESTER SUBTRAN SUB	35300 - Station Equipment	Carrier Equipment System	\$54,485.47	\$12,898.72	\$41,586.75
JCP&L Jersey Central Pwr & Lht	JCPL SUB-TRANS SUBS	CHESTER SUBTRAN SUB	35300 - Station Equipment	Carrier Equipment System	\$57,945.33	\$17,858.40	\$40,086.93
JCP&L Jersey Central Pwr & Lht	JCPL SUB-TRANS SUBS	CHESTER SUBTRAN SUB	35300 - Station Equipment	Wiring	\$96,214.82	\$29,652.82	\$66,562.00
JCP&L Jersey Central Pwr & Lht	JCPL SUB-TRANS SUBS	CHESTER SUBTRAN SUB	35300 - Station Equipment	Switchgear	\$98,544.53	\$30,370.82	\$68,173.71
JCP&L Jersey Central Pwr & Lht	JCPL SUB-TRANS SUBS	CHESTER SUBTRAN SUB	35300 - Station Equipment	Arrester, Lightning & Surge Protect	\$103,343.97	\$31,849.98	\$71,493.99
JCP&L Jersey Central Pwr & Lht	JCPL SUB-TRANS SUBS	CHESTER SUBTRAN SUB	35300 - Station Equipment	Foundation - Equipment	\$147,096.26	\$45,334.17	\$101,762.09
JCP&L Jersey Central Pwr & Lht	JCPL SUB-TRANS SUBS	CHESTER SUBTRAN SUB	35300 - Station Equipment	Switch	\$147,749.82	\$45,535.59	\$102,214.23
JCP&L Jersey Central Pwr & Lht	JCPL SUB-TRANS SUBS	CHESTER SUBTRAN SUB	35300 - Station Equipment	RTU - SCADA	\$194,326.02	\$36,582.44	\$157,743.58
JCP&L Jersey Central Pwr & Lht	JCPL SUB-TRANS SUBS	CHESTER SUBTRAN SUB	35300 - Station Equipment	Structure	\$235,571.37	\$72,601.65	\$162,969.72
JCP&L Jersey Central Pwr & Lht	JCPL SUB-TRANS SUBS	CHESTER SUBTRAN SUB	35300 - Station Equipment	Capacitor Bank	\$328,494.95	\$61,840.13	\$266,654.82
JCP&L Jersey Central Pwr & Lht	JCPL SUB-TRANS SUBS	CHESTER SUBTRAN SUB	35300 - Station Equipment	Transformer, Power	\$833,931.89	\$257,012.71	\$576,919.18
		CHESTER SUBTRAN SUB Total			\$2,361,730.44	\$659,748.61	\$1,701,981.83
JCP&L Jersey Central Pwr & Lht	JCPL SUB-TRANS SUBS	COOKSTOWN SUB	35300 - Station Equipment	Wiring	(\$147,887.13)	(\$21,480.45)	(\$126,406.68)

Company	Major Location	Asset Location	Utility Account	Asset Retirement Unit	Book Cost	Allocated Reserve	Net Book Value
JCP&L Jersey Central Pwr & Lht	JCPL SUB-TRANS SUBS	COOKSTOWN SUB	35300 - Station Equipment	Transformer, Instrument	\$80.82	\$45.19	\$35.63
JCP&L Jersey Central Pwr & Lht	JCPL SUB-TRANS SUBS	COOKSTOWN SUB	35300 - Station Equipment	Conduit/Duct System	\$89.52	\$32.32	\$57.20
JCP&L Jersey Central Pwr & Lht	JCPL SUB-TRANS SUBS	COOKSTOWN SUB	35300 - Station Equipment	Controls and Instrumentation	\$90.55	\$32.69	\$57.86
JCP&L Jersey Central Pwr & Lht	JCPL SUB-TRANS SUBS	COOKSTOWN SUB	35300 - Station Equipment	Transformer, Instrument	\$95.80	\$54.64	\$41.16
JCP&L Jersey Central Pwr & Lht	JCPL SUB-TRANS SUBS	COOKSTOWN SUB	35300 - Station Equipment	Transformer, Instrument	\$97.18	\$52.21	\$44.97
JCP&L Jersey Central Pwr & Lht	JCPL SUB-TRANS SUBS	COOKSTOWN SUB	35300 - Station Equipment	Conduit/Duct System	\$190.97	\$77.64	\$113.33
JCP&L Jersey Central Pwr & Lht	JCPL SUB-TRANS SUBS	COOKSTOWN SUB	35300 - Station Equipment	Transformer, Instrument	\$203.60	\$107.18	\$96.42
JCP&L Jersey Central Pwr & Lht	JCPL SUB-TRANS SUBS	COOKSTOWN SUB	35300 - Station Equipment	Capacitor Bank	\$347.12	\$164.66	\$182.46
JCP&L Jersey Central Pwr & Lht	JCPL SUB-TRANS SUBS	COOKSTOWN SUB	35300 - Station Equipment	Minor Station Equipment	\$438.23	\$182.26	\$255.97
JCP&L Jersey Central Pwr & Lht	JCPL SUB-TRANS SUBS	COOKSTOWN SUB	35300 - Station Equipment	Fire Protection System for Equipmnt	\$445.47	\$185.27	\$260.20
JCP&L Jersey Central Pwr & Lht	JCPL SUB-TRANS SUBS	COOKSTOWN SUB	35300 - Station Equipment	Wiring	\$505.59	\$205.54	\$300.05
JCP&L Jersey Central Pwr & Lht	JCPL SUB-TRANS SUBS	COOKSTOWN SUB	35300 - Station Equipment	Wiring	\$555.24	\$74.23	\$481.01
JCP&L Jersey Central Pwr & Lht	JCPL SUB-TRANS SUBS	COOKSTOWN SUB	35300 - Station Equipment	Transformer, Power	\$611.23	\$108.76	\$502.47
JCP&L Jersey Central Pwr & Lht	JCPL SUB-TRANS SUBS	COOKSTOWN SUB	35300 - Station Equipment	Circuit Breaker	\$855.32	\$347.71	\$507.61
JCP&L Jersey Central Pwr & Lht	JCPL SUB-TRANS SUBS	COOKSTOWN SUB	35300 - Station Equipment	Arrester, Lightning & Surge Protect	\$1,239.84	\$193.98	\$1,045.86
JCP&L Jersey Central Pwr & Lht	JCPL SUB-TRANS SUBS	COOKSTOWN SUB	35300 - Station Equipment	Minor Station Equipment	\$1,414.19	\$251.62	\$1,162.57
JCP&L Jersey Central Pwr & Lht	JCPL SUB-TRANS SUBS	COOKSTOWN SUB	35300 - Station Equipment	Grounding System, Station	\$1,417.66	\$576.32	\$841.34
JCP&L Jersey Central Pwr & Lht	JCPL SUB-TRANS SUBS	COOKSTOWN SUB	35300 - Station Equipment	Windings	\$1,640.64	\$219.35	\$1,421.29
JCP&L Jersey Central Pwr & Lht	JCPL SUB-TRANS SUBS	COOKSTOWN SUB	35300 - Station Equipment	Grounding System, Station	\$1,805.36	\$219.84	\$1,585.52
JCP&L Jersey Central Pwr & Lht	JCPL SUB-TRANS SUBS	COOKSTOWN SUB	35300 - Station Equipment	Controls and Instrumentation	\$2,244.83	\$531.43	\$1,713.40
JCP&L Jersey Central Pwr & Lht	JCPL SUB-TRANS SUBS	COOKSTOWN SUB	35300 - Station Equipment	Structural Steel Support	\$2,399.68	\$292.21	\$2,107.47
JCP&L Jersey Central Pwr & Lht	JCPL SUB-TRANS SUBS	COOKSTOWN SUB	35300 - Station Equipment	Grounding System, Station	\$2,423.02	\$1,030.64	\$1,392.38
JCP&L Jersey Central Pwr & Lht	JCPL SUB-TRANS SUBS	COOKSTOWN SUB	35300 - Station Equipment	Switch	\$2,713.04	\$716.39	\$1,996.65
JCP&L Jersey Central Pwr & Lht	JCPL SUB-TRANS SUBS	COOKSTOWN SUB	35300 - Station Equipment	Bus	\$2,715.81	\$330.71	\$2,385.10
JCP&L Jersey Central Pwr & Lht	JCPL SUB-TRANS SUBS	COOKSTOWN SUB	35300 - Station Equipment	Cooling Fans	\$2,787.24	\$194.00	\$2,593.24
JCP&L Jersey Central Pwr & Lht	JCPL SUB-TRANS SUBS	COOKSTOWN SUB	35300 - Station Equipment	Conduit	\$3,022.72	\$368.09	\$2,654.63
JCP&L Jersey Central Pwr & Lht	JCPL SUB-TRANS SUBS	COOKSTOWN SUB	35300 - Station Equipment	Battery System	\$3,508.10	\$1,664.12	\$1,843.98
JCP&L Jersey Central Pwr & Lht	JCPL SUB-TRANS SUBS	COOKSTOWN SUB	35300 - Station Equipment	Conduit/Duct System	\$3,638.29	\$1,185.01	\$2,453.28
JCP&L Jersey Central Pwr & Lht	JCPL SUB-TRANS SUBS	COOKSTOWN SUB	35300 - Station Equipment	Transformer, Current : Each	\$4,138.27	\$503.93	\$3,634.34
JCP&L Jersey Central Pwr & Lht	JCPL SUB-TRANS SUBS	COOKSTOWN SUB	35300 - Station Equipment	Transformer, Current : Each	\$4,138.30	\$452.86	\$3,685.44
JCP&L Jersey Central Pwr & Lht	JCPL SUB-TRANS SUBS	COOKSTOWN SUB	35300 - Station Equipment	Fuse Equipment	\$4,221.48	\$1,524.04	\$2,697.44
JCP&L Jersey Central Pwr & Lht	JCPL SUB-TRANS SUBS	COOKSTOWN SUB	35300 - Station Equipment	Air Conditioner Unit	\$4,513.91	\$376.39	\$4,137.52
JCP&L Jersey Central Pwr & Lht	JCPL SUB-TRANS SUBS	COOKSTOWN SUB	35300 - Station Equipment	Bus-Insulators	\$4,514.51	\$494.02	\$4,020.49
JCP&L Jersey Central Pwr & Lht	JCPL SUB-TRANS SUBS	COOKSTOWN SUB	35300 - Station Equipment	Transformer, Power	\$4,703.97	\$514.76	\$4,189.21
JCP&L Jersey Central Pwr & Lht	JCPL SUB-TRANS SUBS	COOKSTOWN SUB	35300 - Station Equipment	Fuse Equipment	\$5,536.85	\$2,626.49	\$2,910.36
JCP&L Jersey Central Pwr & Lht	JCPL SUB-TRANS SUBS	COOKSTOWN SUB	35300 - Station Equipment	Controls and Instrumentation	\$6,580.15	\$2,675.02	\$3,905.13
JCP&L Jersey Central Pwr & Lht	JCPL SUB-TRANS SUBS	COOKSTOWN SUB	35300 - Station Equipment	Transformer, Instrument	\$6,628.17	\$2,158.82	\$4,469.35
JCP&L Jersey Central Pwr & Lht	JCPL SUB-TRANS SUBS	COOKSTOWN SUB	35300 - Station Equipment	Relaying Equipment	\$8,063.11	\$882.36	\$7,180.75
JCP&L Jersey Central Pwr & Lht	JCPL SUB-TRANS SUBS	COOKSTOWN SUB	35300 - Station Equipment	Conduit/Duct System	\$8,377.31	\$3,973.91	\$4,403.40
JCP&L Jersey Central Pwr & Lht	JCPL SUB-TRANS SUBS	COOKSTOWN SUB	35300 - Station Equipment	Controls and Instrumentation	\$8,763.35	\$2,235.12	\$6,528.23
JCP&L Jersey Central Pwr & Lht	JCPL SUB-TRANS SUBS	COOKSTOWN SUB	35300 - Station Equipment	Switchgear	\$9,142.36	\$3,888.75	\$5,253.61
JCP&L Jersey Central Pwr & Lht	JCPL SUB-TRANS SUBS	COOKSTOWN SUB	35300 - Station Equipment	Minor Station Equipment	\$10,688.27	\$5,070.14	\$5,618.13
JCP&L Jersey Central Pwr & Lht	JCPL SUB-TRANS SUBS	COOKSTOWN SUB	35300 - Station Equipment	Foundation - Equipment	\$10,690.06	\$5,071.00	\$5,619.06
JCP&L Jersey Central Pwr & Lht	JCPL SUB-TRANS SUBS	COOKSTOWN SUB	35300 - Station Equipment	Non-Unitized	\$11,073.31	\$782.79	\$10,290.52
JCP&L Jersey Central Pwr & Lht	JCPL SUB-TRANS SUBS	COOKSTOWN SUB	35300 - Station Equipment	Controls and Instrumentation	\$11,174.59	\$4,753.16	\$6,421.43
JCP&L Jersey Central Pwr & Lht	JCPL SUB-TRANS SUBS	COOKSTOWN SUB	35300 - Station Equipment	Transformer, Instrument	\$11,468.05	\$5,098.77	\$6,369.28
JCP&L Jersey Central Pwr & Lht	JCPL SUB-TRANS SUBS	COOKSTOWN SUB	35300 - Station Equipment	Switchgear	\$11,947.84	\$3,154.90	\$8,792.94
JCP&L Jersey Central Pwr & Lht	JCPL SUB-TRANS SUBS	COOKSTOWN SUB	35300 - Station Equipment	Arrester, Lightning & Surge Protect	\$12,620.41	\$5,986.69	\$6,633.72
JCP&L Jersey Central Pwr & Lht	JCPL SUB-TRANS SUBS	COOKSTOWN SUB	35300 - Station Equipment	Wiring	\$13,187.57	\$917.91	\$12,269.66
JCP&L Jersey Central Pwr & Lht	JCPL SUB-TRANS SUBS	COOKSTOWN SUB	35300 - Station Equipment	Transformer, Potential : Each	\$13,280.14	\$1,453.26	\$11,826.88
JCP&L Jersey Central Pwr & Lht	JCPL SUB-TRANS SUBS	COOKSTOWN SUB	35300 - Station Equipment	Controls and Instrumentation	\$6,126.71	\$6,126.71	\$7,653.34
JCP&L Jersey Central Pwr & Lht	JCPL SUB-TRANS SUBS	COOKSTOWN SUB	35300 - Station Equipment	Controls and Instrumentation	\$13,927.94	\$6,606.93	\$7,321.01
JCP&L Jersey Central Pwr & Lht	JCPL SUB-TRANS SUBS	COOKSTOWN SUB	35300 - Station Equipment	Grounding System, Station	\$13,973.19	\$1,529.09	\$12,444.10
JCP&L Jersey Central Pwr & Lht	JCPL SUB-TRANS SUBS	COOKSTOWN SUB	35300 - Station Equipment	Transformer, Instrument	\$13,982.92	\$6,633.01	\$7,349.91
JCP&L Jersey Central Pwr & Lht	JCPL SUB-TRANS SUBS	COOKSTOWN SUB	35300 - Station Equipment	Non-Unitized	\$14,640.78	\$819.14	\$13,821.64
JCP&L Jersey Central Pwr & Lht	JCPL SUB-TRANS SUBS	COOKSTOWN SUB	35300 - Station Equipment	Switchgear	\$14,660.58	\$8,694.91	\$5,965.67
JCP&L Jersey Central Pwr & Lht	JCPL SUB-TRANS SUBS	COOKSTOWN SUB	35300 - Station Equipment	Arrester, Lightning & Surge Protect	\$14,693.63	\$6,532.89	\$8,160.74
JCP&L Jersey Central Pwr & Lht	JCPL SUB-TRANS SUBS	COOKSTOWN SUB	35300 - Station Equipment	Foundation - Equipment	\$14,709.62	\$6,540.00	\$8,169.62

Company	Major Location	Asset Location	Utility Account	Asset Retirement Unit	Book Cost	Allocated Reserve	Net Book Value
JCP&L Jersey Central Pwr & Lht	JCPL SUB-TRANS SUBS	COOKSTOWN SUB	35300 - Station Equipment	Transformer, Power	\$14,951.62	\$7,092.53	\$7,859.09
JCP&L Jersey Central Pwr & Lht	JCPL SUB-TRANS SUBS	COOKSTOWN SUB	35300 - Station Equipment	Minor Station Equipment	\$16,232.15	\$7,216.93	\$9,015.22
JCP&L Jersey Central Pwr & Lht	JCPL SUB-TRANS SUBS	COOKSTOWN SUB	35300 - Station Equipment	Conduit/Duct System	\$16,823.38	\$7,479.80	\$9,343.58
JCP&L Jersey Central Pwr & Lht	JCPL SUB-TRANS SUBS	COOKSTOWN SUB	35300 - Station Equipment	Control Wiring	\$17,580.62	\$437.02	\$17,143.60
JCP&L Jersey Central Pwr & Lht	JCPL SUB-TRANS SUBS	COOKSTOWN SUB	35300 - Station Equipment	Transrupter	\$19,664.39	\$2,629.08	\$17,035.31
JCP&L Jersey Central Pwr & Lht	JCPL SUB-TRANS SUBS	COOKSTOWN SUB	35300 - Station Equipment	Switchgear	\$20,228.19	\$8,223.36	\$12,004.83
JCP&L Jersey Central Pwr & Lht	JCPL SUB-TRANS SUBS	COOKSTOWN SUB	35300 - Station Equipment	Grounding System, Station	\$20,707.56	\$9,822.95	\$10,884.61
JCP&L Jersey Central Pwr & Lht	JCPL SUB-TRANS SUBS	COOKSTOWN SUB	35300 - Station Equipment	Cable, Wiring	\$21,312.80	\$1,192.43	\$20,120.37
JCP&L Jersey Central Pwr & Lht	JCPL SUB-TRANS SUBS	COOKSTOWN SUB	35300 - Station Equipment	Control Wiring	\$21,333.90	\$2,597.86	\$18,736.04
JCP&L Jersey Central Pwr & Lht	JCPL SUB-TRANS SUBS	COOKSTOWN SUB	35300 - Station Equipment	Non-Unitized	\$21,337.72	\$530.41	\$20,807.31
JCP&L Jersey Central Pwr & Lht	JCPL SUB-TRANS SUBS	COOKSTOWN SUB	35300 - Station Equipment	Carrier Equipment System	\$25,561.86	\$6,519.65	\$19,042.21
JCP&L Jersey Central Pwr & Lht	JCPL SUB-TRANS SUBS	COOKSTOWN SUB	35300 - Station Equipment	Carrier Equipment System	\$29,147.43	\$13,826.54	\$15,320.89
JCP&L Jersey Central Pwr & Lht	JCPL SUB-TRANS SUBS	COOKSTOWN SUB	35300 - Station Equipment	Bushings	\$29,466.96	\$2,051.02	\$27,415.94
JCP&L Jersey Central Pwr & Lht	JCPL SUB-TRANS SUBS	COOKSTOWN SUB	35300 - Station Equipment	Switchgear	\$29,922.34	\$13,303.68	\$16,618.66
JCP&L Jersey Central Pwr & Lht	JCPL SUB-TRANS SUBS	COOKSTOWN SUB	35300 - Station Equipment	Cable	\$30,266.42	\$4,396.17	\$25,870.25
JCP&L Jersey Central Pwr & Lht	JCPL SUB-TRANS SUBS	COOKSTOWN SUB	35300 - Station Equipment	Controls and Instrumentation	\$31,493.71	\$3,446.38	\$28,047.33
JCP&L Jersey Central Pwr & Lht	JCPL SUB-TRANS SUBS	COOKSTOWN SUB	35300 - Station Equipment	Relays	\$31,555.61	\$3,453.16	\$28,102.45
JCP&L Jersey Central Pwr & Lht	JCPL SUB-TRANS SUBS	COOKSTOWN SUB	35300 - Station Equipment	Capacitor Bank	\$31,630.21	\$3,057.09	\$28,573.12
JCP&L Jersey Central Pwr & Lht	JCPL SUB-TRANS SUBS	COOKSTOWN SUB	35300 - Station Equipment	Structural Steel Support	\$35,865.25	\$3,924.76	\$31,940.49
JCP&L Jersey Central Pwr & Lht	JCPL SUB-TRANS SUBS	COOKSTOWN SUB	35300 - Station Equipment	Carrier Equipment System	\$38,807.00	\$17,253.87	\$21,553.13
JCP&L Jersey Central Pwr & Lht	JCPL SUB-TRANS SUBS	COOKSTOWN SUB	35300 - Station Equipment	Switchgear	\$39,678.55	\$13,621.03	\$26,057.52
JCP&L Jersey Central Pwr & Lht	JCPL SUB-TRANS SUBS	COOKSTOWN SUB	35300 - Station Equipment	Bus	\$40,016.17	\$4,379.00	\$35,637.17
JCP&L Jersey Central Pwr & Lht	JCPL SUB-TRANS SUBS	COOKSTOWN SUB	35300 - Station Equipment	Carrier Equipment System	\$42,135.38	\$4,610.91	\$37,524.47
JCP&L Jersey Central Pwr & Lht	JCPL SUB-TRANS SUBS	COOKSTOWN SUB	35300 - Station Equipment	Circuit Breaker	\$42,599.28	\$2,965.08	\$39,634.20
JCP&L Jersey Central Pwr & Lht	JCPL SUB-TRANS SUBS	COOKSTOWN SUB	35300 - Station Equipment	Misc Tools & Equipment	\$45,590.46	\$10,366.57	\$35,223.89
JCP&L Jersey Central Pwr & Lht	JCPL SUB-TRANS SUBS	COOKSTOWN SUB	35300 - Station Equipment	Switchgear	\$49,642.92	\$23,548.89	\$26,094.03
JCP&L Jersey Central Pwr & Lht	JCPL SUB-TRANS SUBS	COOKSTOWN SUB	35300 - Station Equipment	Non-Unitized	\$52,457.07	\$442.75	\$52,014.32
JCP&L Jersey Central Pwr & Lht	JCPL SUB-TRANS SUBS	COOKSTOWN SUB	35300 - Station Equipment	Foundation	\$55,764.19	\$6,102.32	\$49,661.87
JCP&L Jersey Central Pwr & Lht	JCPL SUB-TRANS SUBS	COOKSTOWN SUB	35300 - Station Equipment	Wiring	\$56,461.60	\$25,103.22	\$31,358.38
JCP&L Jersey Central Pwr & Lht	JCPL SUB-TRANS SUBS	COOKSTOWN SUB	35300 - Station Equipment	Non-Unitized	\$56,807.38	\$2,311.16	\$54,496.22
JCP&L Jersey Central Pwr & Lht	JCPL SUB-TRANS SUBS	COOKSTOWN SUB	35300 - Station Equipment	Control Wiring	\$60,010.40	\$8,023.25	\$51,987.15
JCP&L Jersey Central Pwr & Lht	JCPL SUB-TRANS SUBS	COOKSTOWN SUB	35300 - Station Equipment	Arrester, Lightning & Surge Protect	\$60,680.03	\$6,640.26	\$54,039.77
JCP&L Jersey Central Pwr & Lht	JCPL SUB-TRANS SUBS	COOKSTOWN SUB	35300 - Station Equipment	Wiring	\$64,125.59	\$30,418.96	\$33,706.63
JCP&L Jersey Central Pwr & Lht	JCPL SUB-TRANS SUBS	COOKSTOWN SUB	35300 - Station Equipment	Cabinets/Panels/Consoles	\$65,209.53	\$7,135.93	\$58,073.60
JCP&L Jersey Central Pwr & Lht	JCPL SUB-TRANS SUBS	COOKSTOWN SUB	35300 - Station Equipment	Carrier Equipment System	\$65,541.01	\$17,306.51	\$48,234.50
JCP&L Jersey Central Pwr & Lht	JCPL SUB-TRANS SUBS	COOKSTOWN SUB	35300 - Station Equipment	Grounding System, Station	\$67,629.19	\$30,068.42	\$37,560.77
JCP&L Jersey Central Pwr & Lht	JCPL SUB-TRANS SUBS	COOKSTOWN SUB	35300 - Station Equipment	Carrier Equipment System	\$70,527.13	\$595.27	\$69,931.86
JCP&L Jersey Central Pwr & Lht	JCPL SUB-TRANS SUBS	COOKSTOWN SUB	35300 - Station Equipment	Structure	\$71,114.10	\$31,617.83	\$39,496.27
JCP&L Jersey Central Pwr & Lht	JCPL SUB-TRANS SUBS	COOKSTOWN SUB	35300 - Station Equipment	Structure	\$75,344.89	\$35,741.02	\$39,603.87
JCP&L Jersey Central Pwr & Lht	JCPL SUB-TRANS SUBS	COOKSTOWN SUB	35300 - Station Equipment	Circuit Breaker	\$78,361.73	\$37,172.10	\$41,189.63
JCP&L Jersey Central Pwr & Lht	JCPL SUB-TRANS SUBS	COOKSTOWN SUB	35300 - Station Equipment	Switch	\$84,730.00	\$37,671.56	\$47,058.44
JCP&L Jersey Central Pwr & Lht	JCPL SUB-TRANS SUBS	COOKSTOWN SUB	35300 - Station Equipment	Switch	\$97,026.25	\$46,025.90	\$51,000.35
JCP&L Jersey Central Pwr & Lht	JCPL SUB-TRANS SUBS	COOKSTOWN SUB	35300 - Station Equipment	Circuit Switcher	\$102,200.69	\$12,445.12	\$89,755.57
JCP&L Jersey Central Pwr & Lht	JCPL SUB-TRANS SUBS	COOKSTOWN SUB	35300 - Station Equipment	Capacitor Bank	\$104,121.35	\$21,678.91	\$82,442.44
JCP&L Jersey Central Pwr & Lht	JCPL SUB-TRANS SUBS	COOKSTOWN SUB	35300 - Station Equipment	Arrester, Lightning & Surge Protect	\$110,964.32	\$14,835.67	\$96,128.65
JCP&L Jersey Central Pwr & Lht	JCPL SUB-TRANS SUBS	COOKSTOWN SUB	35300 - Station Equipment	Wood Pole	\$111,910.29	\$16,254.85	\$95,655.44
JCP&L Jersey Central Pwr & Lht	JCPL SUB-TRANS SUBS	COOKSTOWN SUB	35300 - Station Equipment	Carrier Equipment System	\$126,605.99	\$16,926.92	\$109,679.07
JCP&L Jersey Central Pwr & Lht	JCPL SUB-TRANS SUBS	COOKSTOWN SUB	35300 - Station Equipment	Capacitor Bank	\$136,059.14	\$18,190.78	\$117,868.36
JCP&L Jersey Central Pwr & Lht	JCPL SUB-TRANS SUBS	COOKSTOWN SUB	35300 - Station Equipment	Conduit	\$139,888.36	\$15,308.09	\$124,580.27
JCP&L Jersey Central Pwr & Lht	JCPL SUB-TRANS SUBS	COOKSTOWN SUB	35300 - Station Equipment	Carrier Equipment System	\$154,266.99	\$32,119.65	\$122,147.34
JCP&L Jersey Central Pwr & Lht	JCPL SUB-TRANS SUBS	COOKSTOWN SUB	35300 - Station Equipment	Circuit Breaker	\$154,813.43	\$8,554.92	\$146,258.51
JCP&L Jersey Central Pwr & Lht	JCPL SUB-TRANS SUBS	COOKSTOWN SUB	35300 - Station Equipment	Circuit Breaker	\$164,822.52	\$73,281.25	\$91,541.27
JCP&L Jersey Central Pwr & Lht	JCPL SUB-TRANS SUBS	COOKSTOWN SUB	35300 - Station Equipment	Transformer, Power	\$169,432.72	\$75,330.98	\$94,101.74
JCP&L Jersey Central Pwr & Lht	JCPL SUB-TRANS SUBS	COOKSTOWN SUB	35300 - Station Equipment	Switch	\$191,889.10	\$20,998.56	\$170,890.54
JCP&L Jersey Central Pwr & Lht	JCPL SUB-TRANS SUBS	COOKSTOWN SUB	35300 - Station Equipment	Non-Unitized	\$230,665.74	\$2,790.91	\$327,874.83
JCP&L Jersey Central Pwr & Lht	JCPL SUB-TRANS SUBS	COOKSTOWN SUB	35300 - Station Equipment	Transformer, Station Service : Each	\$395,118.45	\$74,382.20	\$320,736.25
JCP&L Jersey Central Pwr & Lht	JCPL SUB-TRANS SUBS	COOKSTOWN SUB	35300 - Station Equipment	Capacitor Bank	\$426,415.46	\$46,662.96	\$379,752.50
JCP&L Jersey Central Pwr & Lht	JCPL SUB-TRANS SUBS	COOKSTOWN SUB	35300 - Station Equipment	Circuit Breaker	\$481,819.95	\$52,725.91	\$429,094.04

Company	Major Location	Asset Location	Utility Account	Asset Retirement Unit	Book Cost	Allocated Reserve	Net Book Value
JCP&L Jersey Central Pwr & Lht	JCPL SUB-TRANS SUBS	COOKSTOWN SUB	35300 - Station Equipment	Disconnect Switch	\$559,636.33	\$4,723.48	\$554,912.85
JCP&L Jersey Central Pwr & Lht	JCPL SUB-TRANS SUBS	COOKSTOWN SUB	35300 - Station Equipment	Circuit Switcher	\$617,759.27	\$5,214.05	\$612,545.22
JCP&L Jersey Central Pwr & Lht	JCPL SUB-TRANS SUBS	COOKSTOWN SUB	35300 - Station Equipment	Transformer, Power	\$783,571.88	\$104,761.67	\$678,810.21
JCP&L Jersey Central Pwr & Lht	JCPL SUB-TRANS SUBS	COOKSTOWN SUB	35300 - Station Equipment	Transformer, Power	\$1,120,319.02	\$254,743.35	\$865,575.67
JCP&L Jersey Central Pwr & Lht	JCPL SUB-TRANS SUBS	COOKSTOWN SUB	35300 - Station Equipment	Cabinets/Panels/Consoles	\$1,543,962.39	\$13,031.46	\$1,530,930.93
JCP&L Jersey Central Pwr & Lht	JCPL SUB-TRANS SUBS	COOKSTOWN SUB	35300 - Station Equipment	Circuit Breaker	\$1,585,854.60	\$13,385.04	\$1,572,469.56
		COOKSTOWN SUB Total			\$11,546,950.58	\$1,484,710.72	\$10,062,239.86
JCP&L Jersey Central Pwr & Lht	JCPL DIST SUBS	Costco Sub	35300 - Station Equipment	Crossarm	\$2,376.88	\$317.78	\$2,059.10
JCP&L Jersey Central Pwr & Lht	JCPL DIST SUBS	Costco Sub	35300 - Station Equipment	Grounding (Towers & Static Wire)	\$2,461.97	\$329.16	\$2,132.81
JCP&L Jersey Central Pwr & Lht	JCPL DIST SUBS	Costco Sub	35300 - Station Equipment	Wire Fully Dressed	\$3,647.41	\$487.65	\$3,159.76
JCP&L Jersey Central Pwr & Lht	JCPL DIST SUBS	Costco Sub	35300 - Station Equipment	Insulator - transmission	\$5,494.89	\$734.65	\$4,760.24
JCP&L Jersey Central Pwr & Lht	JCPL DIST SUBS	Costco Sub	35300 - Station Equipment	Wood Pole	\$23,388.69	\$3,127.01	\$20,261.68
		Costco Sub Total			\$37,369.84	\$4,996.25	\$32,373.59
JCP&L Jersey Central Pwr & Lht	JCPL - UNSPECIFIED	CR NJ - Unspecified (JCPL)	35300 - Station Equipment	Non-Unitized	\$25,337.30	\$2,501.40	\$22,835.90
		CR NJ - Unspecified (JCPL) Total			\$25,337.30	\$2,501.40	\$22,835.90
JCP&L Jersey Central Pwr & Lht	JCPL SUB-TRANS SUBS	DEEP RUN SUB	35300 - Station Equipment	Non-Unitized	(\$4,112.81)	(\$230.11)	(\$3,882.70)
JCP&L Jersey Central Pwr & Lht	JCPL SUB-TRANS SUBS	DEEP RUN SUB	35300 - Station Equipment	Non-Unitized	(\$4.53)	(\$0.19)	(\$4.34)
JCP&L Jersey Central Pwr & Lht	JCPL SUB-TRANS SUBS	DEEP RUN SUB	35300 - Station Equipment	Battery System	\$87.18	\$37.08	\$50.10
JCP&L Jersey Central Pwr & Lht	JCPL SUB-TRANS SUBS	DEEP RUN SUB	35300 - Station Equipment	Conduit/Duct System	\$283.67	\$89.91	\$193.76
JCP&L Jersey Central Pwr & Lht	JCPL SUB-TRANS SUBS	DEEP RUN SUB	35300 - Station Equipment	Fire Protection System for Equipmnt	\$371.46	\$130.80	\$240.66
JCP&L Jersey Central Pwr & Lht	JCPL SUB-TRANS SUBS	DEEP RUN SUB	35300 - Station Equipment	Conduit/Duct System	\$515.23	\$214.28	\$300.95
JCP&L Jersey Central Pwr & Lht	JCPL SUB-TRANS SUBS	DEEP RUN SUB	35300 - Station Equipment	Grounding System, Station	\$594.23	\$146.16	\$448.07
JCP&L Jersey Central Pwr & Lht	JCPL SUB-TRANS SUBS	DEEP RUN SUB	35300 - Station Equipment	Non-Unitized	\$715.47	\$17.79	\$697.68
JCP&L Jersey Central Pwr & Lht	JCPL SUB-TRANS SUBS	DEEP RUN SUB	35300 - Station Equipment	Fire Protection System for Equipmnt	\$969.38	\$403.16	\$566.22
JCP&L Jersey Central Pwr & Lht	JCPL SUB-TRANS SUBS	DEEP RUN SUB	35300 - Station Equipment	Battery System	\$1,150.14	\$605.48	\$544.66
JCP&L Jersey Central Pwr & Lht	JCPL SUB-TRANS SUBS	DEEP RUN SUB	35300 - Station Equipment	Capacitor Bank	\$1,188.70	\$505.62	\$683.08
JCP&L Jersey Central Pwr & Lht	JCPL SUB-TRANS SUBS	DEEP RUN SUB	35300 - Station Equipment	Bus-Insulators	\$1,478.38	\$142.89	\$1,335.49
JCP&L Jersey Central Pwr & Lht	JCPL SUB-TRANS SUBS	DEEP RUN SUB	35300 - Station Equipment	Conduit/Duct System	\$1,572.26	\$386.70	\$1,185.56
JCP&L Jersey Central Pwr & Lht	JCPL SUB-TRANS SUBS	DEEP RUN SUB	35300 - Station Equipment	Wiring	\$1,634.47	\$518.05	\$1,116.42
JCP&L Jersey Central Pwr & Lht	JCPL SUB-TRANS SUBS	DEEP RUN SUB	35300 - Station Equipment	Cable, Wiring	\$1,748.30	\$71.13	\$1,677.17
JCP&L Jersey Central Pwr & Lht	JCPL SUB-TRANS SUBS	DEEP RUN SUB	35300 - Station Equipment	Grounding System, Station	\$1,805.36	\$219.84	\$1,585.52
JCP&L Jersey Central Pwr & Lht	JCPL SUB-TRANS SUBS	DEEP RUN SUB	35300 - Station Equipment	Switchgear	\$1,861.92	\$622.78	\$1,239.14
JCP&L Jersey Central Pwr & Lht	JCPL SUB-TRANS SUBS	DEEP RUN SUB	35300 - Station Equipment	Capacitor Bank	\$2,375.67	\$259.97	\$2,115.70
JCP&L Jersey Central Pwr & Lht	JCPL SUB-TRANS SUBS	DEEP RUN SUB	35300 - Station Equipment	Structural Steel Support	\$2,399.68	\$292.21	\$2,107.47
JCP&L Jersey Central Pwr & Lht	JCPL SUB-TRANS SUBS	DEEP RUN SUB	35300 - Station Equipment	CT 2.5KV - 15KV	\$2,442.34	\$326.53	\$2,115.81
JCP&L Jersey Central Pwr & Lht	JCPL SUB-TRANS SUBS	DEEP RUN SUB	35300 - Station Equipment	Bus	\$2,715.81	\$330.71	\$2,385.10
JCP&L Jersey Central Pwr & Lht	JCPL SUB-TRANS SUBS	DEEP RUN SUB	35300 - Station Equipment	Non-Unitized	\$2,830.31	\$200.08	\$2,630.23
JCP&L Jersey Central Pwr & Lht	JCPL SUB-TRANS SUBS	DEEP RUN SUB	35300 - Station Equipment	Conduit	\$3,022.72	\$368.09	\$2,654.63
JCP&L Jersey Central Pwr & Lht	JCPL SUB-TRANS SUBS	DEEP RUN SUB	35300 - Station Equipment	Cable, Wiring	\$3,103.92	\$414.98	\$2,688.94
JCP&L Jersey Central Pwr & Lht	JCPL SUB-TRANS SUBS	DEEP RUN SUB	35300 - Station Equipment	Relays	\$3,404.30	\$494.47	\$2,909.83
JCP&L Jersey Central Pwr & Lht	JCPL SUB-TRANS SUBS	DEEP RUN SUB	35300 - Station Equipment	Arrester, Lightning & Surge Protect	\$3,547.48	\$1,508.93	\$2,038.55
JCP&L Jersey Central Pwr & Lht	JCPL SUB-TRANS SUBS	DEEP RUN SUB	35300 - Station Equipment	Arrester, Lightning & Surge Protect	\$3,853.71	\$1,051.99	\$2,801.72
JCP&L Jersey Central Pwr & Lht	JCPL SUB-TRANS SUBS	DEEP RUN SUB	35300 - Station Equipment	Transformer, Current : Each	\$4,138.27	\$503.93	\$3,634.34
JCP&L Jersey Central Pwr & Lht	JCPL SUB-TRANS SUBS	DEEP RUN SUB	35300 - Station Equipment	Arrester, Lightning & Surge Protect	\$4,254.06	\$411.16	\$3,842.90
JCP&L Jersey Central Pwr & Lht	JCPL SUB-TRANS SUBS	DEEP RUN SUB	35300 - Station Equipment	Wiring	\$4,297.48	\$574.56	\$3,722.92
JCP&L Jersey Central Pwr & Lht	JCPL SUB-TRANS SUBS	DEEP RUN SUB	35300 - Station Equipment	Fuse Equipment	\$4,344.16	\$1,806.70	\$2,537.46
JCP&L Jersey Central Pwr & Lht	JCPL SUB-TRANS SUBS	DEEP RUN SUB	35300 - Station Equipment	Controls and Instrumentation	\$5,122.57	\$1,713.41	\$3,409.16
JCP&L Jersey Central Pwr & Lht	JCPL SUB-TRANS SUBS	DEEP RUN SUB	35300 - Station Equipment	Arrester, Lightning & Surge Protect	\$5,325.07	\$1,687.77	\$3,637.30
JCP&L Jersey Central Pwr & Lht	JCPL SUB-TRANS SUBS	DEEP RUN SUB	35300 - Station Equipment	Grounding System, Station	\$5,326.01	\$2,215.04	\$3,110.97
JCP&L Jersey Central Pwr & Lht	JCPL SUB-TRANS SUBS	DEEP RUN SUB	35300 - Station Equipment	Structure	\$6,554.91	\$2,726.13	\$3,828.78
JCP&L Jersey Central Pwr & Lht	JCPL SUB-TRANS SUBS	DEEP RUN SUB	35300 - Station Equipment	Switching Equipment	\$6,590.71	\$881.16	\$5,709.55
JCP&L Jersey Central Pwr & Lht	JCPL SUB-TRANS SUBS	DEEP RUN SUB	35300 - Station Equipment	Controls and Instrumentation	\$6,773.76	\$2,506.13	\$4,267.63
JCP&L Jersey Central Pwr & Lht	JCPL SUB-TRANS SUBS	DEEP RUN SUB	35300 - Station Equipment	Relays	\$6,810.27	\$474.02	\$6,336.25
JCP&L Jersey Central Pwr & Lht	JCPL SUB-TRANS SUBS	DEEP RUN SUB	35300 - Station Equipment	Bus-Insulators	\$6,826.34	\$912.66	\$5,913.68
JCP&L Jersey Central Pwr & Lht	JCPL SUB-TRANS SUBS	DEEP RUN SUB	35300 - Station Equipment	Fuse Equipment	\$6,982.86	\$2,970.19	\$4,012.67
JCP&L Jersey Central Pwr & Lht	JCPL SUB-TRANS SUBS	DEEP RUN SUB	35300 - Station Equipment	Controls and Instrumentation	\$7,216.88	\$3,001.44	\$4,215.44
JCP&L Jersey Central Pwr & Lht	JCPL SUB-TRANS SUBS	DEEP RUN SUB	35300 - Station Equipment	Wiring	\$7,320.31	\$1,800.43	\$5,519.88
JCP&L Jersey Central Pwr & Lht	JCPL SUB-TRANS SUBS	DEEP RUN SUB	35300 - Station Equipment	Controls and Instrumentation	\$7,512.19	\$2,446.76	\$5,065.43

Company	Major Location	Asset Location	Utility Account	Asset Retirement Unit	Book Cost	Allocated Reserve	Net Book Value
JCP&L Jersey Central Pwr & Lht	JCPL SUB-TRANS SUBS	DEEP RUN SUB	35300 - Station Equipment	Switch	\$7,559.63	\$1,789.64	\$5,769.99
JCP&L Jersey Central Pwr & Lht	JCPL SUB-TRANS SUBS	DEEP RUN SUB	35300 - Station Equipment	Controls and Instrumentation	\$7,649.64	\$2,424.54	\$5,225.10
JCP&L Jersey Central Pwr & Lht	JCPL SUB-TRANS SUBS	DEEP RUN SUB	35300 - Station Equipment	Battery System	\$7,958.24	\$1,957.33	\$6,000.91
JCP&L Jersey Central Pwr & Lht	JCPL SUB-TRANS SUBS	DEEP RUN SUB	35300 - Station Equipment	Conduit/Duct System	\$8,206.03	\$3,490.47	\$4,715.56
JCP&L Jersey Central Pwr & Lht	JCPL SUB-TRANS SUBS	DEEP RUN SUB	35300 - Station Equipment	Foundation - Equipment	\$8,643.37	\$3,594.70	\$5,048.67
JCP&L Jersey Central Pwr & Lht	JCPL SUB-TRANS SUBS	DEEP RUN SUB	35300 - Station Equipment	Structure	\$8,748.74	\$2,151.75	\$6,596.99
JCP&L Jersey Central Pwr & Lht	JCPL SUB-TRANS SUBS	DEEP RUN SUB	35300 - Station Equipment	Minor Station Equipment	\$9,043.21	\$3,846.57	\$5,196.64
JCP&L Jersey Central Pwr & Lht	JCPL SUB-TRANS SUBS	DEEP RUN SUB	35300 - Station Equipment	Wiring	\$9,520.54	\$3,959.51	\$5,561.03
JCP&L Jersey Central Pwr & Lht	JCPL SUB-TRANS SUBS	DEEP RUN SUB	35300 - Station Equipment	Arrester, Lightning & Surge Protect	\$9,681.17	\$4,026.32	\$5,654.85
JCP&L Jersey Central Pwr & Lht	JCPL SUB-TRANS SUBS	DEEP RUN SUB	35300 - Station Equipment	Switchgear	\$9,877.77	\$4,108.08	\$5,769.69
JCP&L Jersey Central Pwr & Lht	JCPL SUB-TRANS SUBS	DEEP RUN SUB	35300 - Station Equipment	Switch	\$10,172.41	\$3,492.03	\$6,680.38
JCP&L Jersey Central Pwr & Lht	JCPL SUB-TRANS SUBS	DEEP RUN SUB	35300 - Station Equipment	Switch	\$10,550.23	\$3,998.45	\$6,551.78
JCP&L Jersey Central Pwr & Lht	JCPL SUB-TRANS SUBS	DEEP RUN SUB	35300 - Station Equipment	Grounding System, Station	\$10,945.81	\$1,057.93	\$9,887.88
JCP&L Jersey Central Pwr & Lht	JCPL SUB-TRANS SUBS	DEEP RUN SUB	35300 - Station Equipment	Arrester, Lightning Mass	\$11,203.39	\$934.19	\$10,269.20
JCP&L Jersey Central Pwr & Lht	JCPL SUB-TRANS SUBS	DEEP RUN SUB	35300 - Station Equipment	Circuit Breaker	\$11,347.67	\$5,852.82	\$5,494.85
JCP&L Jersey Central Pwr & Lht	JCPL SUB-TRANS SUBS	DEEP RUN SUB	35300 - Station Equipment	Foundation - Equipment	\$12,609.16	\$5,363.37	\$7,245.79
JCP&L Jersey Central Pwr & Lht	JCPL SUB-TRANS SUBS	DEEP RUN SUB	35300 - Station Equipment	Switch	\$12,809.30	\$4,059.88	\$8,749.42
JCP&L Jersey Central Pwr & Lht	JCPL SUB-TRANS SUBS	DEEP RUN SUB	35300 - Station Equipment	Switch	\$13,443.71	\$5,591.13	\$7,852.58
JCP&L Jersey Central Pwr & Lht	JCPL SUB-TRANS SUBS	DEEP RUN SUB	35300 - Station Equipment	Recloser	\$13,985.57	\$1,703.05	\$12,282.52
JCP&L Jersey Central Pwr & Lht	JCPL SUB-TRANS SUBS	DEEP RUN SUB	35300 - Station Equipment	Transformer, Instrument	\$15,509.58	\$6,450.31	\$9,059.27
JCP&L Jersey Central Pwr & Lht	JCPL SUB-TRANS SUBS	DEEP RUN SUB	35300 - Station Equipment	Control Wiring	\$21,333.90	\$2,597.86	\$18,736.04
JCP&L Jersey Central Pwr & Lht	JCPL SUB-TRANS SUBS	DEEP RUN SUB	35300 - Station Equipment	Switch	\$21,777.65	\$2,104.83	\$19,672.82
JCP&L Jersey Central Pwr & Lht	JCPL SUB-TRANS SUBS	DEEP RUN SUB	35300 - Station Equipment	Line Wave Trap	\$22,147.69	\$2,961.10	\$19,186.59
JCP&L Jersey Central Pwr & Lht	JCPL SUB-TRANS SUBS	DEEP RUN SUB	35300 - Station Equipment	Arrester, Lightning Mass	\$22,246.03	\$1,548.41	\$20,697.62
JCP&L Jersey Central Pwr & Lht	JCPL SUB-TRANS SUBS	DEEP RUN SUB	35300 - Station Equipment	Circuit Breaker	\$23,414.17	\$3,917.99	\$19,496.18
JCP&L Jersey Central Pwr & Lht	JCPL SUB-TRANS SUBS	DEEP RUN SUB	35300 - Station Equipment	Transformer, Instrument	\$26,149.75	\$11,122.92	\$15,026.83
JCP&L Jersey Central Pwr & Lht	JCPL SUB-TRANS SUBS	DEEP RUN SUB	35300 - Station Equipment	Structural Steel Support	\$28,035.02	\$2,709.61	\$25,325.41
JCP&L Jersey Central Pwr & Lht	JCPL SUB-TRANS SUBS	DEEP RUN SUB	35300 - Station Equipment	Structural Steel Support	\$29,125.71	\$3,894.04	\$25,231.67
JCP&L Jersey Central Pwr & Lht	JCPL SUB-TRANS SUBS	DEEP RUN SUB	35300 - Station Equipment	Switch	\$29,643.37	\$9,135.91	\$20,507.46
JCP&L Jersey Central Pwr & Lht	JCPL SUB-TRANS SUBS	DEEP RUN SUB	35300 - Station Equipment	Controls and Instrumentation	\$32,200.61	\$13,696.68	\$18,503.93
JCP&L Jersey Central Pwr & Lht	JCPL SUB-TRANS SUBS	DEEP RUN SUB	35300 - Station Equipment	Circuit Breaker	\$33,238.75	\$13,823.73	\$19,415.02
JCP&L Jersey Central Pwr & Lht	JCPL SUB-TRANS SUBS	DEEP RUN SUB	35300 - Station Equipment	Foundation	\$34,994.98	\$3,382.29	\$31,612.69
JCP&L Jersey Central Pwr & Lht	JCPL SUB-TRANS SUBS	DEEP RUN SUB	35300 - Station Equipment	Capacitor Bank	\$43,146.24	\$17,944.16	\$25,202.08
JCP&L Jersey Central Pwr & Lht	JCPL SUB-TRANS SUBS	DEEP RUN SUB	35300 - Station Equipment	Circuit Breaker	\$44,878.64	\$14,224.18	\$30,654.46
JCP&L Jersey Central Pwr & Lht	JCPL SUB-TRANS SUBS	DEEP RUN SUB	35300 - Station Equipment	Non-Unitized	\$44,990.68	\$379.73	\$44,610.95
JCP&L Jersey Central Pwr & Lht	JCPL SUB-TRANS SUBS	DEEP RUN SUB	35300 - Station Equipment	Carrier Equipment System	\$45,360.80	\$10,738.58	\$34,622.22
JCP&L Jersey Central Pwr & Lht	JCPL SUB-TRANS SUBS	DEEP RUN SUB	35300 - Station Equipment	Transformer, Power	\$45,525.62	\$6,086.66	\$39,438.96
JCP&L Jersey Central Pwr & Lht	JCPL SUB-TRANS SUBS	DEEP RUN SUB	35300 - Station Equipment	Control Wiring	\$46,115.73	\$6,165.56	\$39,950.17
JCP&L Jersey Central Pwr & Lht	JCPL SUB-TRANS SUBS	DEEP RUN SUB	35300 - Station Equipment	Transformer, Power	\$48,029.97	\$16,065.18	\$31,964.79
JCP&L Jersey Central Pwr & Lht	JCPL SUB-TRANS SUBS	DEEP RUN SUB	35300 - Station Equipment	Bus	\$48,057.28	\$4,644.78	\$43,412.50
JCP&L Jersey Central Pwr & Lht	JCPL SUB-TRANS SUBS	DEEP RUN SUB	35300 - Station Equipment	Circuit Switcher	\$51,100.34	\$6,222.56	\$44,877.78
JCP&L Jersey Central Pwr & Lht	JCPL SUB-TRANS SUBS	DEEP RUN SUB	35300 - Station Equipment	Bushings	\$51,308.13	\$4,958.97	\$46,349.16
JCP&L Jersey Central Pwr & Lht	JCPL SUB-TRANS SUBS	DEEP RUN SUB	35300 - Station Equipment	Structure	\$53,775.03	\$22,873.47	\$30,901.56
JCP&L Jersey Central Pwr & Lht	JCPL SUB-TRANS SUBS	DEEP RUN SUB	35300 - Station Equipment	Circuit Breaker	\$54,867.87	\$5,303.02	\$49,564.85
JCP&L Jersey Central Pwr & Lht	JCPL SUB-TRANS SUBS	DEEP RUN SUB	35300 - Station Equipment	Wiring	\$68,084.23	\$28,959.96	\$39,124.27
JCP&L Jersey Central Pwr & Lht	JCPL SUB-TRANS SUBS	DEEP RUN SUB	35300 - Station Equipment	RTU - SCADA	\$79,674.04	\$4,402.76	\$75,271.28
JCP&L Jersey Central Pwr & Lht	JCPL SUB-TRANS SUBS	DEEP RUN SUB	35300 - Station Equipment	Cabinets/Panels/Consoles	\$80,868.45	\$7,816.01	\$73,052.44
JCP&L Jersey Central Pwr & Lht	JCPL SUB-TRANS SUBS	DEEP RUN SUB	35300 - Station Equipment	Grounding System, Station	\$81,515.54	\$34,673.02	\$46,842.52
JCP&L Jersey Central Pwr & Lht	JCPL SUB-TRANS SUBS	DEEP RUN SUB	35300 - Station Equipment	Capacitor Bank	\$86,216.54	\$19,604.32	\$66,612.22
JCP&L Jersey Central Pwr & Lht	JCPL SUB-TRANS SUBS	DEEP RUN SUB	35300 - Station Equipment	Interrupter Assembly	\$89,811.70	\$2,232.54	\$87,579.16
JCP&L Jersey Central Pwr & Lht	JCPL SUB-TRANS SUBS	DEEP RUN SUB	35300 - Station Equipment	Control Wiring	\$116,524.11	\$11,262.16	\$105,261.95
JCP&L Jersey Central Pwr & Lht	JCPL SUB-TRANS SUBS	DEEP RUN SUB	35300 - Station Equipment	Switch	\$117,788.46	\$50,101.89	\$67,686.57
JCP&L Jersey Central Pwr & Lht	JCPL SUB-TRANS SUBS	DEEP RUN SUB	35300 - Station Equipment	Circuit Breaker	\$119,510.53	\$50,834.38	\$68,676.15
JCP&L Jersey Central Pwr & Lht	JCPL SUB-TRANS SUBS	DEEP RUN SUB	35300 - Station Equipment	Conduit	\$124,933.76	\$12,074.96	\$112,858.80
JCP&L Jersey Central Pwr & Lht	JCPL SUB-TRANS SUBS	DEEP RUN SUB	35300 - Station Equipment	Switchgear	\$143,541.99	\$61,056.28	\$82,485.71
JCP&L Jersey Central Pwr & Lht	JCPL SUB-TRANS SUBS	DEEP RUN SUB	35300 - Station Equipment	Carrier Equipment System	\$150,189.59	\$36,939.11	\$113,250.48
JCP&L Jersey Central Pwr & Lht	JCPL SUB-TRANS SUBS	DEEP RUN SUB	35300 - Station Equipment	Transformer, Power	\$247,377.49	\$105,223.20	\$142,154.29
JCP&L Jersey Central Pwr & Lht	JCPL SUB-TRANS SUBS	DEEP RUN SUB	35300 - Station Equipment	Circuit Breaker	\$309,407.21	\$17,097.70	\$292,309.51

Company	Major Location	Asset Location	Utility Account	Asset Retirement Unit	Book Cost	Allocated Reserve	Net Book Value
JCP&L Jersey Central Pwr & Lht	JCPL SUB-TRANS SUBS	DEEP RUN SUB	35300 - Station Equipment	Transformer, Power	\$319,494.60	\$132,875.15	\$186,619.45
JCP&L Jersey Central Pwr & Lht	JCPL SUB-TRANS SUBS	DEEP RUN SUB	35300 - Station Equipment	Capacitor Bank	\$347,795.37	\$46,499.40	\$301,295.97
		DEEP RUN SUB Total			\$3,730,613.34	\$913,767.97	\$2,816,845.37
JCP&L Jersey Central Pwr & Lht	JCPL DIST SUBS	DRAKESTOWN ROAD SUB	35300 - Station Equipment	Non-Unitized	\$9,292.20	\$656.89	\$8,635.31
		DRAKESTOWN ROAD SUB Total			\$9,292.20	\$656.89	\$8,635.31
JCP&L Jersey Central Pwr & Lht	JCPL TRANS SUBS	E H WERNER SUB	35300 - Station Equipment	Fuse Equipment	(\$6,587.56)	(\$268.01)	(\$6,319.55)
JCP&L Jersey Central Pwr & Lht	JCPL TRANS SUBS	E H WERNER SUB	35300 - Station Equipment	Conduit/Duct System	\$30.87	\$20.66	\$10.21
JCP&L Jersey Central Pwr & Lht	JCPL TRANS SUBS	E H WERNER SUB	35300 - Station Equipment	Wiring	\$53.72	\$39.84	\$13.88
JCP&L Jersey Central Pwr & Lht	JCPL TRANS SUBS	E H WERNER SUB	35300 - Station Equipment	Grounding System, Station	\$65.22	\$25.68	\$39.54
JCP&L Jersey Central Pwr & Lht	JCPL TRANS SUBS	E H WERNER SUB	35300 - Station Equipment	Wiring	\$66.19	\$58.30	\$7.89
JCP&L Jersey Central Pwr & Lht	JCPL TRANS SUBS	E H WERNER SUB	35300 - Station Equipment	Foundation - Equipment	\$124.90	\$83.57	\$41.33
JCP&L Jersey Central Pwr & Lht	JCPL TRANS SUBS	E H WERNER SUB	35300 - Station Equipment	Transformer, Power	\$136.62	\$109.47	\$27.15
JCP&L Jersey Central Pwr & Lht	JCPL TRANS SUBS	E H WERNER SUB	35300 - Station Equipment	Conduit/Duct System	\$147.60	\$130.01	\$17.59
JCP&L Jersey Central Pwr & Lht	JCPL TRANS SUBS	E H WERNER SUB	35300 - Station Equipment	Controls and Instrumentation	\$163.99	\$101.90	\$62.09
JCP&L Jersey Central Pwr & Lht	JCPL TRANS SUBS	E H WERNER SUB	35300 - Station Equipment	Grounding System, Station	\$164.31	\$127.77	\$36.54
JCP&L Jersey Central Pwr & Lht	JCPL TRANS SUBS	E H WERNER SUB	35300 - Station Equipment	Conduit/Duct System	\$176.75	\$74.87	\$101.88
JCP&L Jersey Central Pwr & Lht	JCPL TRANS SUBS	E H WERNER SUB	35300 - Station Equipment	Fuse Equipment	\$212.83	\$187.45	\$25.38
JCP&L Jersey Central Pwr & Lht	JCPL TRANS SUBS	E H WERNER SUB	35300 - Station Equipment	Foundation - Equipment	\$283.21	\$249.44	\$33.77
JCP&L Jersey Central Pwr & Lht	JCPL TRANS SUBS	E H WERNER SUB	35300 - Station Equipment	Switch	\$299.81	\$285.26	\$14.55
JCP&L Jersey Central Pwr & Lht	JCPL TRANS SUBS	E H WERNER SUB	35300 - Station Equipment	Wood Pole	\$301.88	\$223.88	\$78.00
JCP&L Jersey Central Pwr & Lht	JCPL TRANS SUBS	E H WERNER SUB	35300 - Station Equipment	Foundation - Equipment	\$304.40	\$171.43	\$132.97
JCP&L Jersey Central Pwr & Lht	JCPL TRANS SUBS	E H WERNER SUB	35300 - Station Equipment	Switch	\$305.26	\$171.91	\$133.35
JCP&L Jersey Central Pwr & Lht	JCPL TRANS SUBS	E H WERNER SUB	35300 - Station Equipment	Transformer, Instrument	\$343.26	\$193.32	\$149.94
JCP&L Jersey Central Pwr & Lht	JCPL TRANS SUBS	E H WERNER SUB	35300 - Station Equipment	Switchgear	\$355.39	\$229.26	\$126.13
JCP&L Jersey Central Pwr & Lht	JCPL TRANS SUBS	E H WERNER SUB	35300 - Station Equipment	Mobile Substation	\$442.41	\$174.21	\$268.20
JCP&L Jersey Central Pwr & Lht	JCPL TRANS SUBS	E H WERNER SUB	35300 - Station Equipment	Grounding System, Station	\$448.95	\$289.61	\$159.34
JCP&L Jersey Central Pwr & Lht	JCPL TRANS SUBS	E H WERNER SUB	35300 - Station Equipment	Equipment Spill and Leakage System	\$452.96	\$430.99	\$21.97
JCP&L Jersey Central Pwr & Lht	JCPL TRANS SUBS	E H WERNER SUB	35300 - Station Equipment	Grounding System, Station	\$453.57	\$192.14	\$261.43
JCP&L Jersey Central Pwr & Lht	JCPL TRANS SUBS	E H WERNER SUB	35300 - Station Equipment	Switch	\$468.21	\$364.09	\$104.12
JCP&L Jersey Central Pwr & Lht	JCPL TRANS SUBS	E H WERNER SUB	35300 - Station Equipment	Grounding System, Station	\$474.89	\$352.18	\$122.71
JCP&L Jersey Central Pwr & Lht	JCPL TRANS SUBS	E H WERNER SUB	35300 - Station Equipment	Equipment Spill and Leakage System	\$500.47	\$340.91	\$159.56
JCP&L Jersey Central Pwr & Lht	JCPL TRANS SUBS	E H WERNER SUB	35300 - Station Equipment	Arrester, Lightning & Surge Protect	\$508.86	\$286.57	\$222.29
JCP&L Jersey Central Pwr & Lht	JCPL TRANS SUBS	E H WERNER SUB	35300 - Station Equipment	Transformer, Power	\$514.31	\$350.33	\$163.98
JCP&L Jersey Central Pwr & Lht	JCPL TRANS SUBS	E H WERNER SUB	35300 - Station Equipment	Conduit/Duct System	\$550.23	\$309.87	\$240.36
JCP&L Jersey Central Pwr & Lht	JCPL TRANS SUBS	E H WERNER SUB	35300 - Station Equipment	Transformer, Power	\$572.64	\$369.41	\$203.23
JCP&L Jersey Central Pwr & Lht	JCPL TRANS SUBS	E H WERNER SUB	35300 - Station Equipment	Foundation - Equipment	\$575.54	\$243.81	\$331.73
JCP&L Jersey Central Pwr & Lht	JCPL TRANS SUBS	E H WERNER SUB	35300 - Station Equipment	Switch	\$629.91	\$512.16	\$117.75
JCP&L Jersey Central Pwr & Lht	JCPL TRANS SUBS	E H WERNER SUB	35300 - Station Equipment	Controls and Instrumentation	\$633.25	\$557.76	\$75.49
JCP&L Jersey Central Pwr & Lht	JCPL TRANS SUBS	E H WERNER SUB	35300 - Station Equipment	Wiring	\$640.03	\$390.12	\$249.91
JCP&L Jersey Central Pwr & Lht	JCPL TRANS SUBS	E H WERNER SUB	35300 - Station Equipment	Carrier Equipment System	\$680.68	\$323.47	\$357.21
JCP&L Jersey Central Pwr & Lht	JCPL TRANS SUBS	E H WERNER SUB	35300 - Station Equipment	Fire Protection System for Equipmnt	\$731.95	\$498.57	\$233.38
JCP&L Jersey Central Pwr & Lht	JCPL TRANS SUBS	E H WERNER SUB	35300 - Station Equipment	Controls and Instrumentation	\$742.60	\$496.88	\$245.72
JCP&L Jersey Central Pwr & Lht	JCPL TRANS SUBS	E H WERNER SUB	35300 - Station Equipment	Wiring	\$794.47	\$352.72	\$441.75
JCP&L Jersey Central Pwr & Lht	JCPL TRANS SUBS	E H WERNER SUB	35300 - Station Equipment	Grounding System, Station	\$795.71	\$221.05	\$574.66
JCP&L Jersey Central Pwr & Lht	JCPL TRANS SUBS	E H WERNER SUB	35300 - Station Equipment	Wiring	\$803.94	\$625.17	\$178.77
JCP&L Jersey Central Pwr & Lht	JCPL TRANS SUBS	E H WERNER SUB	35300 - Station Equipment	Structure	\$834.14	\$469.76	\$364.38
JCP&L Jersey Central Pwr & Lht	JCPL TRANS SUBS	E H WERNER SUB	35300 - Station Equipment	Conduit/Duct System	\$918.50	\$570.68	\$347.82
JCP&L Jersey Central Pwr & Lht	JCPL TRANS SUBS	E H WERNER SUB	35300 - Station Equipment	Conduit/Duct System	\$966.85	\$268.58	\$698.27
JCP&L Jersey Central Pwr & Lht	JCPL TRANS SUBS	E H WERNER SUB	35300 - Station Equipment	Arrester, Lightning & Surge Protect	\$1,103.13	\$922.44	\$180.69
JCP&L Jersey Central Pwr & Lht	JCPL TRANS SUBS	E H WERNER SUB	35300 - Station Equipment	Conduit/Duct System	\$1,321.18	\$1,191.78	\$129.40
JCP&L Jersey Central Pwr & Lht	JCPL TRANS SUBS	E H WERNER SUB	35300 - Station Equipment	Switchgear	\$1,327.37	\$904.15	\$423.22
JCP&L Jersey Central Pwr & Lht	JCPL TRANS SUBS	E H WERNER SUB	35300 - Station Equipment	Switch	\$1,327.43	\$522.70	\$804.73
JCP&L Jersey Central Pwr & Lht	JCPL TRANS SUBS	E H WERNER SUB	35300 - Station Equipment	Grounding System, Station	\$1,340.50	\$595.14	\$745.36
JCP&L Jersey Central Pwr & Lht	JCPL TRANS SUBS	E H WERNER SUB	35300 - Station Equipment	Conduit/Duct System	\$1,454.46	\$938.27	\$516.19
JCP&L Jersey Central Pwr & Lht	JCPL TRANS SUBS	E H WERNER SUB	35300 - Station Equipment	Grounding System, Station	\$1,599.15	\$1,089.28	\$509.87
JCP&L Jersey Central Pwr & Lht	JCPL TRANS SUBS	E H WERNER SUB	35300 - Station Equipment	Foundation - Equipment	\$1,622.48	\$1,046.67	\$575.81
JCP&L Jersey Central Pwr & Lht	JCPL TRANS SUBS	E H WERNER SUB	35300 - Station Equipment	Transformer, Power	\$1,712.36	\$887.59	\$824.77
JCP&L Jersey Central Pwr & Lht	JCPL TRANS SUBS	E H WERNER SUB	35300 - Station Equipment	Fuse Equipment	\$1,763.45	\$1,677.88	\$85.57

Company	Major Location	Asset Location	Utility Account	Asset Retirement Unit	Book Cost	Allocated Reserve	Net Book Value
JCP&L Jersey Central Pwr & Lht	JCPL TRANS SUBS	E H WERNER SUB	35300 - Station Equipment	Minor Station Equipment	\$1,812.73	\$1,234.76	\$577.97
JCP&L Jersey Central Pwr & Lht	JCPL TRANS SUBS	E H WERNER SUB	35300 - Station Equipment	Grounding Conductor	\$1,833.29	\$74.59	\$1,758.70
JCP&L Jersey Central Pwr & Lht	JCPL TRANS SUBS	E H WERNER SUB	35300 - Station Equipment	Foundation - Equipment	\$1,860.53	\$1,155.99	\$704.54
JCP&L Jersey Central Pwr & Lht	JCPL TRANS SUBS	E H WERNER SUB	35300 - Station Equipment	Switchgear	\$2,017.63	\$1,349.99	\$667.64
JCP&L Jersey Central Pwr & Lht	JCPL TRANS SUBS	E H WERNER SUB	35300 - Station Equipment	Switch	\$2,192.12	\$1,493.19	\$698.93
JCP&L Jersey Central Pwr & Lht	JCPL TRANS SUBS	E H WERNER SUB	35300 - Station Equipment	Wood Pole	\$2,196.74	\$610.24	\$1,586.50
JCP&L Jersey Central Pwr & Lht	JCPL TRANS SUBS	E H WERNER SUB	35300 - Station Equipment	Structure	\$2,278.58	\$1,469.92	\$808.66
JCP&L Jersey Central Pwr & Lht	JCPL TRANS SUBS	E H WERNER SUB	35300 - Station Equipment	Wiring	\$2,323.05	\$2,188.43	\$134.62
JCP&L Jersey Central Pwr & Lht	JCPL TRANS SUBS	E H WERNER SUB	35300 - Station Equipment	Fuse Equipment	\$2,353.07	\$1,118.21	\$1,234.86
JCP&L Jersey Central Pwr & Lht	JCPL TRANS SUBS	E H WERNER SUB	35300 - Station Equipment	Foundation - Equipment	\$2,905.63	\$2,764.64	\$140.99
JCP&L Jersey Central Pwr & Lht	JCPL TRANS SUBS	E H WERNER SUB	35300 - Station Equipment	Structure	\$2,919.48	\$2,165.12	\$754.36
JCP&L Jersey Central Pwr & Lht	JCPL TRANS SUBS	E H WERNER SUB	35300 - Station Equipment	Foundation - Equipment	\$2,959.90	\$2,016.16	\$943.74
JCP&L Jersey Central Pwr & Lht	JCPL TRANS SUBS	E H WERNER SUB	35300 - Station Equipment	Equipment Protective Lighting & Pow	\$2,979.90	\$2,065.77	\$914.13
JCP&L Jersey Central Pwr & Lht	JCPL TRANS SUBS	E H WERNER SUB	35300 - Station Equipment	Switch	\$3,293.91	\$1,395.40	\$1,898.51
JCP&L Jersey Central Pwr & Lht	JCPL TRANS SUBS	E H WERNER SUB	35300 - Station Equipment	Battery System	\$3,337.31	\$1,152.17	\$2,185.14
JCP&L Jersey Central Pwr & Lht	JCPL TRANS SUBS	E H WERNER SUB	35300 - Station Equipment	Structure	\$3,378.04	\$1,750.99	\$1,627.05
JCP&L Jersey Central Pwr & Lht	JCPL TRANS SUBS	E H WERNER SUB	35300 - Station Equipment	Minor Station Equipment	\$3,398.55	\$2,355.99	\$1,042.56
JCP&L Jersey Central Pwr & Lht	JCPL TRANS SUBS	E H WERNER SUB	35300 - Station Equipment	Wiring	\$3,400.16	\$2,112.59	\$1,287.57
JCP&L Jersey Central Pwr & Lht	JCPL TRANS SUBS	E H WERNER SUB	35300 - Station Equipment	Controls and Instrumentation	\$3,420.87	\$2,536.96	\$883.91
JCP&L Jersey Central Pwr & Lht	JCPL TRANS SUBS	E H WERNER SUB	35300 - Station Equipment	Wood Pole	\$3,647.55	\$1,733.36	\$1,914.19
JCP&L Jersey Central Pwr & Lht	JCPL TRANS SUBS	E H WERNER SUB	35300 - Station Equipment	Controls and Instrumentation	\$3,757.89	\$2,116.34	\$1,641.55
JCP&L Jersey Central Pwr & Lht	JCPL TRANS SUBS	E H WERNER SUB	35300 - Station Equipment	Wiring	\$3,778.86	\$2,619.63	\$1,159.23
JCP&L Jersey Central Pwr & Lht	JCPL TRANS SUBS	E H WERNER SUB	35300 - Station Equipment	Switch	\$4,157.34	\$3,083.14	\$1,074.20
JCP&L Jersey Central Pwr & Lht	JCPL TRANS SUBS	E H WERNER SUB	35300 - Station Equipment	Wiring	\$4,329.82	\$1,834.25	\$2,495.57
JCP&L Jersey Central Pwr & Lht	JCPL TRANS SUBS	E H WERNER SUB	35300 - Station Equipment	Switchgear	\$4,454.34	\$2,116.75	\$2,337.59
JCP&L Jersey Central Pwr & Lht	JCPL TRANS SUBS	E H WERNER SUB	35300 - Station Equipment	Switchgear	\$4,552.13	\$3,155.69	\$1,396.44
JCP&L Jersey Central Pwr & Lht	JCPL TRANS SUBS	E H WERNER SUB	35300 - Station Equipment	Conduit/Duct System	\$4,624.88	\$3,429.88	\$1,195.00
JCP&L Jersey Central Pwr & Lht	JCPL TRANS SUBS	E H WERNER SUB	35300 - Station Equipment	Switch	\$4,704.50	\$2,923.00	\$1,781.50
JCP&L Jersey Central Pwr & Lht	JCPL TRANS SUBS	E H WERNER SUB	35300 - Station Equipment	Wiring	\$4,861.43	\$2,737.83	\$2,123.60
JCP&L Jersey Central Pwr & Lht	JCPL TRANS SUBS	E H WERNER SUB	35300 - Station Equipment	Transformer, Power	\$5,107.30	\$942.96	\$4,164.34
JCP&L Jersey Central Pwr & Lht	JCPL TRANS SUBS	E H WERNER SUB	35300 - Station Equipment	Transformer, Instrument	\$5,208.14	\$4,955.42	\$252.72
JCP&L Jersey Central Pwr & Lht	JCPL TRANS SUBS	E H WERNER SUB	35300 - Station Equipment	Controls and Instrumentation	\$5,352.57	\$2,267.52	\$3,085.05
JCP&L Jersey Central Pwr & Lht	JCPL TRANS SUBS	E H WERNER SUB	35300 - Station Equipment	Minor Station Equipment	\$5,714.00	\$2,715.36	\$2,998.64
JCP&L Jersey Central Pwr & Lht	JCPL TRANS SUBS	E H WERNER SUB	35300 - Station Equipment	Controls and Instrumentation	\$5,890.37	\$2,675.89	\$3,214.48
JCP&L Jersey Central Pwr & Lht	JCPL TRANS SUBS	E H WERNER SUB	35300 - Station Equipment	Cable, Wiring	\$5,936.36	\$147.57	\$5,788.79
JCP&L Jersey Central Pwr & Lht	JCPL TRANS SUBS	E H WERNER SUB	35300 - Station Equipment	Wood Pole	\$6,221.16	\$2,826.17	\$3,394.99
JCP&L Jersey Central Pwr & Lht	JCPL TRANS SUBS	E H WERNER SUB	35300 - Station Equipment	Wiring	\$6,313.15	\$4,300.27	\$2,012.88
JCP&L Jersey Central Pwr & Lht	JCPL TRANS SUBS	E H WERNER SUB	35300 - Station Equipment	Equipment Spill and Leakage System	\$6,401.09	\$1,651.97	\$4,749.12
JCP&L Jersey Central Pwr & Lht	JCPL TRANS SUBS	E H WERNER SUB	35300 - Station Equipment	Wiring	\$6,503.14	\$6,187.59	\$315.55
JCP&L Jersey Central Pwr & Lht	JCPL TRANS SUBS	E H WERNER SUB	35300 - Station Equipment	Grounding System, Station	\$6,611.15	\$6,290.35	\$320.80
JCP&L Jersey Central Pwr & Lht	JCPL TRANS SUBS	E H WERNER SUB	35300 - Station Equipment	Structure	\$6,985.16	\$4,340.02	\$2,645.14
JCP&L Jersey Central Pwr & Lht	JCPL TRANS SUBS	E H WERNER SUB	35300 - Station Equipment	Minor Station Equipment	\$7,053.83	\$6,711.55	\$342.28
JCP&L Jersey Central Pwr & Lht	JCPL TRANS SUBS	E H WERNER SUB	35300 - Station Equipment	Switchgear	\$7,310.94	\$2,524.02	\$4,786.92
JCP&L Jersey Central Pwr & Lht	JCPL TRANS SUBS	E H WERNER SUB	35300 - Station Equipment	Switchgear	\$8,352.93	\$6,194.65	\$2,158.28
JCP&L Jersey Central Pwr & Lht	JCPL TRANS SUBS	E H WERNER SUB	35300 - Station Equipment	Circuit Breaker	\$8,365.60	\$4,711.28	\$3,654.32
JCP&L Jersey Central Pwr & Lht	JCPL TRANS SUBS	E H WERNER SUB	35300 - Station Equipment	Wiring	\$9,045.09	\$5,727.24	\$3,317.85
JCP&L Jersey Central Pwr & Lht	JCPL TRANS SUBS	E H WERNER SUB	35300 - Station Equipment	Grounding System, Station	\$9,170.71	\$6,357.45	\$2,813.26
JCP&L Jersey Central Pwr & Lht	JCPL TRANS SUBS	E H WERNER SUB	35300 - Station Equipment	Transformer, Power	\$9,236.09	\$6,738.04	\$2,498.05
JCP&L Jersey Central Pwr & Lht	JCPL TRANS SUBS	E H WERNER SUB	35300 - Station Equipment	Conduit/Duct System	\$9,612.08	\$6,547.38	\$3,064.70
JCP&L Jersey Central Pwr & Lht	JCPL TRANS SUBS	E H WERNER SUB	35300 - Station Equipment	Circuit Breaker	\$10,488.60	\$7,778.49	\$2,710.11
JCP&L Jersey Central Pwr & Lht	JCPL TRANS SUBS	E H WERNER SUB	35300 - Station Equipment	Foundation - Equipment	\$11,377.70	\$7,887.41	\$3,490.29
JCP&L Jersey Central Pwr & Lht	JCPL TRANS SUBS	E H WERNER SUB	35300 - Station Equipment	Arrester, Lightning & Surge Protect	\$11,571.06	\$2,986.22	\$8,584.84
JCP&L Jersey Central Pwr & Lht	JCPL TRANS SUBS	E H WERNER SUB	35300 - Station Equipment	Arrester, Lightning & Surge Protect	\$12,101.82	\$11,514.59	\$587.23
JCP&L Jersey Central Pwr & Lht	JCPL TRANS SUBS	E H WERNER SUB	35300 - Station Equipment	Foundation - Equipment	\$12,605.52	\$5,990.30	\$6,615.22
JCP&L Jersey Central Pwr & Lht	JCPL TRANS SUBS	E H WERNER SUB	35300 - Station Equipment	Conduit/Duct System	\$13,189.10	\$9,143.13	\$4,045.97
JCP&L Jersey Central Pwr & Lht	JCPL TRANS SUBS	E H WERNER SUB	35300 - Station Equipment	Structure	\$13,688.36	\$9,489.23	\$4,199.13
JCP&L Jersey Central Pwr & Lht	JCPL TRANS SUBS	E H WERNER SUB	35300 - Station Equipment	Controls and Instrumentation	\$14,360.53	\$9,781.83	\$4,578.70
JCP&L Jersey Central Pwr & Lht	JCPL TRANS SUBS	E H WERNER SUB	35300 - Station Equipment	Controls and Instrumentation	\$14,396.82	\$9,287.42	\$5,109.40

Company	Major Location	Asset Location	Utility Account	Asset Retirement Unit	Book Cost	Allocated Reserve	Net Book Value
JCP&L Jersey Central Pwr & Lht	JCPL TRANS SUBS	E H WERNER SUB	35300 - Station Equipment	Wiring	\$14,618.06	\$9,430.15	\$5,187.91
JCP&L Jersey Central Pwr & Lht	JCPL TRANS SUBS	E H WERNER SUB	35300 - Station Equipment	Battery System	\$15,566.63	\$5,524.02	\$10,042.61
JCP&L Jersey Central Pwr & Lht	JCPL TRANS SUBS	E H WERNER SUB	35300 - Station Equipment	Transformer, Power	\$16,394.06	\$7,790.66	\$8,603.40
JCP&L Jersey Central Pwr & Lht	JCPL TRANS SUBS	E H WERNER SUB	35300 - Station Equipment	Circuit Breaker	\$16,464.61	\$6,974.92	\$9,489.69
JCP&L Jersey Central Pwr & Lht	JCPL TRANS SUBS	E H WERNER SUB	35300 - Station Equipment	Controls and Instrumentation	\$16,587.25	\$11,498.85	\$5,088.40
JCP&L Jersey Central Pwr & Lht	JCPL TRANS SUBS	E H WERNER SUB	35300 - Station Equipment	Circuit Breaker	\$16,912.29	\$10,507.96	\$6,404.33
JCP&L Jersey Central Pwr & Lht	JCPL TRANS SUBS	E H WERNER SUB	35300 - Station Equipment	Structure	\$16,920.40	\$11,525.52	\$5,394.88
JCP&L Jersey Central Pwr & Lht	JCPL TRANS SUBS	E H WERNER SUB	35300 - Station Equipment	Cable, Wiring	\$16,957.15	\$948.74	\$16,008.41
JCP&L Jersey Central Pwr & Lht	JCPL TRANS SUBS	E H WERNER SUB	35300 - Station Equipment	Foundation - Equipment	\$17,167.57	\$4,430.54	\$12,737.03
JCP&L Jersey Central Pwr & Lht	JCPL TRANS SUBS	E H WERNER SUB	35300 - Station Equipment	Structure	\$19,076.25	\$17,970.75	\$1,105.50
JCP&L Jersey Central Pwr & Lht	JCPL TRANS SUBS	E H WERNER SUB	35300 - Station Equipment	Controls and Instrumentation	\$19,869.12	\$5,519.55	\$14,349.57
JCP&L Jersey Central Pwr & Lht	JCPL TRANS SUBS	E H WERNER SUB	35300 - Station Equipment	Controls and Instrumentation	\$23,167.94	\$11,009.69	\$12,158.25
JCP&L Jersey Central Pwr & Lht	JCPL TRANS SUBS	E H WERNER SUB	35300 - Station Equipment	Grounding System, Station	\$25,091.94	\$6,475.63	\$18,616.31
JCP&L Jersey Central Pwr & Lht	JCPL TRANS SUBS	E H WERNER SUB	35300 - Station Equipment	Bushings	\$25,603.42	\$1,809.95	\$23,793.47
JCP&L Jersey Central Pwr & Lht	JCPL TRANS SUBS	E H WERNER SUB	35300 - Station Equipment	Grounding System, Station	\$27,247.80	\$12,948.49	\$14,299.31
JCP&L Jersey Central Pwr & Lht	JCPL TRANS SUBS	E H WERNER SUB	35300 - Station Equipment	VT 34.5KV	\$27,653.54	\$1,954.88	\$25,698.66
JCP&L Jersey Central Pwr & Lht	JCPL TRANS SUBS	E H WERNER SUB	35300 - Station Equipment	Controls and Instrumentation	\$28,046.10	\$26,685.20	\$1,360.90
JCP&L Jersey Central Pwr & Lht	JCPL TRANS SUBS	E H WERNER SUB	35300 - Station Equipment	Structure	\$29,863.98	\$28,414.87	\$1,449.11
JCP&L Jersey Central Pwr & Lht	JCPL TRANS SUBS	E H WERNER SUB	35300 - Station Equipment	Structure	\$37,227.08	\$17,690.77	\$19,536.31
JCP&L Jersey Central Pwr & Lht	JCPL TRANS SUBS	E H WERNER SUB	35300 - Station Equipment	Circuit Breaker	\$39,770.45	\$27,090.08	\$12,680.37
JCP&L Jersey Central Pwr & Lht	JCPL TRANS SUBS	E H WERNER SUB	35300 - Station Equipment	Wiring	\$40,303.61	\$10,401.41	\$29,902.20
JCP&L Jersey Central Pwr & Lht	JCPL TRANS SUBS	E H WERNER SUB	35300 - Station Equipment	Battery Charger	\$40,958.78	\$1,666.37	\$39,292.41
JCP&L Jersey Central Pwr & Lht	JCPL TRANS SUBS	E H WERNER SUB	35300 - Station Equipment	Circuit Breaker	\$41,216.64	\$26,588.97	\$14,627.67
JCP&L Jersey Central Pwr & Lht	JCPL TRANS SUBS	E H WERNER SUB	35300 - Station Equipment	Microwave System	\$43,122.27	\$12,816.57	\$30,305.70
JCP&L Jersey Central Pwr & Lht	JCPL TRANS SUBS	E H WERNER SUB	35300 - Station Equipment	Switch	\$48,984.26	\$31,599.88	\$17,384.38
JCP&L Jersey Central Pwr & Lht	JCPL TRANS SUBS	E H WERNER SUB	35300 - Station Equipment	Minor Station Equipment	\$51,956.85	\$11,284.16	\$40,672.69
JCP&L Jersey Central Pwr & Lht	JCPL TRANS SUBS	E H WERNER SUB	35300 - Station Equipment	Bushings	\$52,475.27	\$1,304.44	\$51,170.83
JCP&L Jersey Central Pwr & Lht	JCPL TRANS SUBS	E H WERNER SUB	35300 - Station Equipment	Conduit/Duct System	\$53,207.22	\$25,284.72	\$27,922.50
JCP&L Jersey Central Pwr & Lht	JCPL TRANS SUBS	E H WERNER SUB	35300 - Station Equipment	Disconnect Switch	\$64,475.74	\$14,003.06	\$50,472.68
JCP&L Jersey Central Pwr & Lht	JCPL TRANS SUBS	E H WERNER SUB	35300 - Station Equipment	Mobile Substation	\$69,763.41	\$30,972.87	\$38,790.54
JCP&L Jersey Central Pwr & Lht	JCPL TRANS SUBS	E H WERNER SUB	35300 - Station Equipment	Wiring	\$73,180.33	\$34,776.18	\$38,404.15
JCP&L Jersey Central Pwr & Lht	JCPL TRANS SUBS	E H WERNER SUB	35300 - Station Equipment	Carrier Equipment System	\$84,902.75	\$21,911.39	\$62,991.36
JCP&L Jersey Central Pwr & Lht	JCPL TRANS SUBS	E H WERNER SUB	35300 - Station Equipment	Conduit/Duct System	\$86,689.15	\$82,482.67	\$4,206.48
JCP&L Jersey Central Pwr & Lht	JCPL TRANS SUBS	E H WERNER SUB	35300 - Station Equipment	Capacitor Bank	\$87,476.74	\$18,998.50	\$68,478.24
JCP&L Jersey Central Pwr & Lht	JCPL TRANS SUBS	E H WERNER SUB	35300 - Station Equipment	Transformer, Power	\$102,624.62	\$26,484.98	\$76,139.64
JCP&L Jersey Central Pwr & Lht	JCPL TRANS SUBS	E H WERNER SUB	35300 - Station Equipment	Arrester, Lightning & Surge Protect	\$119,469.23	\$8,445.51	\$111,023.72
JCP&L Jersey Central Pwr & Lht	JCPL TRANS SUBS	E H WERNER SUB	35300 - Station Equipment	Controls and Instrumentation	\$125,441.26	\$32,373.42	\$93,067.84
JCP&L Jersey Central Pwr & Lht	JCPL TRANS SUBS	E H WERNER SUB	35300 - Station Equipment	Circuit Breaker	\$127,703.07	\$32,957.14	\$94,745.93
JCP&L Jersey Central Pwr & Lht	JCPL TRANS SUBS	E H WERNER SUB	35300 - Station Equipment	Transformer, Instrument	\$146,538.06	\$37,818.00	\$108,720.06
JCP&L Jersey Central Pwr & Lht	JCPL TRANS SUBS	E H WERNER SUB	35300 - Station Equipment	Conduit/Duct System	\$159,477.37	\$41,157.33	\$118,320.04
JCP&L Jersey Central Pwr & Lht	JCPL TRANS SUBS	E H WERNER SUB	35300 - Station Equipment	Bushings	\$171,560.13	\$14,571.72	\$156,988.41
JCP&L Jersey Central Pwr & Lht	JCPL TRANS SUBS	E H WERNER SUB	35300 - Station Equipment	Circuit Breaker	\$199,387.35	\$43,303.62	\$156,083.73
JCP&L Jersey Central Pwr & Lht	JCPL TRANS SUBS	E H WERNER SUB	35300 - Station Equipment	Non-Unitized	\$268,060.55	\$2,262.51	\$265,798.04
JCP&L Jersey Central Pwr & Lht	JCPL TRANS SUBS	E H WERNER SUB	35300 - Station Equipment	Switch	\$312,278.63	\$80,591.73	\$231,686.90
JCP&L Jersey Central Pwr & Lht	JCPL TRANS SUBS	E H WERNER SUB	35300 - Station Equipment	Structure	\$337,206.37	\$87,024.99	\$250,181.38
		E H WERNER SUB Total			\$3,733,221.13	\$1,193,698.66	\$2,539,522.47
JCP&L Jersey Central Pwr & Lht	JCPL SUB-TRANS SUBS	E. FLEMINGTON SUB	35300 - Station Equipment	Cable, Wiring	\$300.51	\$47.02	\$253.49
JCP&L Jersey Central Pwr & Lht	JCPL SUB-TRANS SUBS	E. FLEMINGTON SUB	35300 - Station Equipment	Arrester, Lightning & Surge Protect	\$3,008.09	\$470.62	\$2,537.47
JCP&L Jersey Central Pwr & Lht	JCPL SUB-TRANS SUBS	E. FLEMINGTON SUB	35300 - Station Equipment	Under-load Tap Changer (LTC)	\$5,238.45	\$637.89	\$4,600.56
JCP&L Jersey Central Pwr & Lht	JCPL SUB-TRANS SUBS	E. FLEMINGTON SUB	35300 - Station Equipment	Foundation - Equipment	\$7,260.27	\$2,556.57	\$4,703.70
JCP&L Jersey Central Pwr & Lht	JCPL SUB-TRANS SUBS	E. FLEMINGTON SUB	35300 - Station Equipment	Non-Unitized	\$7,366.72	\$62.17	\$7,304.55
JCP&L Jersey Central Pwr & Lht	JCPL SUB-TRANS SUBS	E. FLEMINGTON SUB	35300 - Station Equipment	Conduit/Duct System	\$9,522.37	\$3,353.13	\$6,169.24
JCP&L Jersey Central Pwr & Lht	JCPL SUB-TRANS SUBS	E. FLEMINGTON SUB	35300 - Station Equipment	Controls and Instrumentation	\$13,077.93	\$3,453.31	\$9,624.62
JCP&L Jersey Central Pwr & Lht	JCPL SUB-TRANS SUBS	E. FLEMINGTON SUB	35300 - Station Equipment	Transformer, Instrument	\$15,744.33	\$5,544.08	\$10,200.25
JCP&L Jersey Central Pwr & Lht	JCPL SUB-TRANS SUBS	E. FLEMINGTON SUB	35300 - Station Equipment	Switchgear	\$18,180.13	\$4,800.58	\$13,379.55
JCP&L Jersey Central Pwr & Lht	JCPL SUB-TRANS SUBS	E. FLEMINGTON SUB	35300 - Station Equipment	Wiring	\$20,040.80	\$5,291.90	\$14,748.90
JCP&L Jersey Central Pwr & Lht	JCPL SUB-TRANS SUBS	E. FLEMINGTON SUB	35300 - Station Equipment	Transformer, Station Service : Each	\$21,647.16	\$3,386.71	\$18,260.45
JCP&L Jersey Central Pwr & Lht	JCPL SUB-TRANS SUBS	E. FLEMINGTON SUB	35300 - Station Equipment	Arrester, Lightning & Surge Protect	\$24,741.65	\$6,533.19	\$18,208.46

Company	Major Location	Asset Location	Utility Account	Asset Retirement Unit	Book Cost	Allocated Reserve	Net Book Value
JCP&L Jersey Central Pwr & Lht	JCPL SUB-TRANS SUBS	E. FLEMINGTON SUB	35300 - Station Equipment	Non-Unitized	\$28,498.21	\$1,594.44	\$26,903.77
JCP&L Jersey Central Pwr & Lht	JCPL SUB-TRANS SUBS	E. FLEMINGTON SUB	35300 - Station Equipment	Reactor	\$30,400.44	\$1,700.88	\$28,699.56
JCP&L Jersey Central Pwr & Lht	JCPL SUB-TRANS SUBS	E. FLEMINGTON SUB	35300 - Station Equipment	Grounding System, Station	\$33,723.17	\$11,875.01	\$21,848.16
JCP&L Jersey Central Pwr & Lht	JCPL SUB-TRANS SUBS	E. FLEMINGTON SUB	35300 - Station Equipment	Arrester, Lightning & Surge Protect	\$36,226.19	\$11,799.02	\$24,427.17
JCP&L Jersey Central Pwr & Lht	JCPL SUB-TRANS SUBS	E. FLEMINGTON SUB	35300 - Station Equipment	Transformer, Power	\$36,513.68	\$6,496.75	\$30,016.93
JCP&L Jersey Central Pwr & Lht	JCPL SUB-TRANS SUBS	E. FLEMINGTON SUB	35300 - Station Equipment	Structure	\$41,453.90	\$10,946.16	\$30,507.74
JCP&L Jersey Central Pwr & Lht	JCPL SUB-TRANS SUBS	E. FLEMINGTON SUB	35300 - Station Equipment	Controls and Instrumentation	\$43,426.51	\$15,291.87	\$28,134.64
JCP&L Jersey Central Pwr & Lht	JCPL SUB-TRANS SUBS	E. FLEMINGTON SUB	35300 - Station Equipment	Battery System	\$44,410.80	\$9,246.69	\$35,164.11
JCP&L Jersey Central Pwr & Lht	JCPL SUB-TRANS SUBS	E. FLEMINGTON SUB	35300 - Station Equipment	Minor Station Equipment	\$51,183.82	\$18,023.47	\$33,160.35
JCP&L Jersey Central Pwr & Lht	JCPL SUB-TRANS SUBS	E. FLEMINGTON SUB	35300 - Station Equipment	Carrier Equipment System	\$52,597.55	\$18,521.29	\$34,076.26
JCP&L Jersey Central Pwr & Lht	JCPL SUB-TRANS SUBS	E. FLEMINGTON SUB	35300 - Station Equipment	Switch	\$68,410.80	\$24,089.64	\$44,321.16
JCP&L Jersey Central Pwr & Lht	JCPL SUB-TRANS SUBS	E. FLEMINGTON SUB	35300 - Station Equipment	Grounding System, Station	\$70,310.38	\$3,933.79	\$66,376.59
JCP&L Jersey Central Pwr & Lht	JCPL SUB-TRANS SUBS	E. FLEMINGTON SUB	35300 - Station Equipment	Foundation - Equipment	\$72,749.91	\$19,210.07	\$53,539.84
JCP&L Jersey Central Pwr & Lht	JCPL SUB-TRANS SUBS	E. FLEMINGTON SUB	35300 - Station Equipment	Arrester, Lightning & Surge Protect	\$75,259.23	\$26,501.20	\$48,758.03
JCP&L Jersey Central Pwr & Lht	JCPL SUB-TRANS SUBS	E. FLEMINGTON SUB	35300 - Station Equipment	Wiring	\$85,747.30	\$30,194.39	\$55,552.91
JCP&L Jersey Central Pwr & Lht	JCPL SUB-TRANS SUBS	E. FLEMINGTON SUB	35300 - Station Equipment	Transformer, Power	\$107,237.32	\$28,316.69	\$78,920.63
JCP&L Jersey Central Pwr & Lht	JCPL SUB-TRANS SUBS	E. FLEMINGTON SUB	35300 - Station Equipment	Conduit/Duct System	\$108,806.99	\$6,087.65	\$102,719.34
JCP&L Jersey Central Pwr & Lht	JCPL SUB-TRANS SUBS	E. FLEMINGTON SUB	35300 - Station Equipment	Controls and Instrumentation	\$130,279.55	\$33,228.26	\$97,051.29
JCP&L Jersey Central Pwr & Lht	JCPL SUB-TRANS SUBS	E. FLEMINGTON SUB	35300 - Station Equipment	Switchgear	\$162,742.98	\$57,307.04	\$105,435.94
JCP&L Jersey Central Pwr & Lht	JCPL SUB-TRANS SUBS	E. FLEMINGTON SUB	35300 - Station Equipment	Structure	\$167,506.74	\$58,984.51	\$108,522.23
JCP&L Jersey Central Pwr & Lht	JCPL SUB-TRANS SUBS	E. FLEMINGTON SUB	35300 - Station Equipment	Carrier Equipment System	\$197,131.24	\$52,053.74	\$145,077.50
JCP&L Jersey Central Pwr & Lht	JCPL SUB-TRANS SUBS	E. FLEMINGTON SUB	35300 - Station Equipment	Switch	\$230,473.10	\$60,857.87	\$169,615.23
JCP&L Jersey Central Pwr & Lht	JCPL SUB-TRANS SUBS	E. FLEMINGTON SUB	35300 - Station Equipment	Circuit Breaker	\$282,952.31	\$74,715.34	\$208,236.97
JCP&L Jersey Central Pwr & Lht	JCPL SUB-TRANS SUBS	E. FLEMINGTON SUB	35300 - Station Equipment	Transformer, Power	\$374,520.27	\$128,566.99	\$245,953.28
JCP&L Jersey Central Pwr & Lht	JCPL SUB-TRANS SUBS	E. FLEMINGTON SUB	35300 - Station Equipment	Transformer, Power	\$803,769.34	\$283,033.05	\$520,736.29
E. FLEMINGTON SUB Total					\$3,482,460.14	\$1,028,713.00	\$2,453,747.14
JCP&L Jersey Central Pwr & Lht	JCPL DIST SUBS	EAST FLEMINGTON SUB	35300 - Station Equipment	Steel Pole Fully Dressed	\$4,608.79	\$669.42	\$3,939.37
JCP&L Jersey Central Pwr & Lht	JCPL DIST SUBS	EAST FLEMINGTON SUB	35300 - Station Equipment	Non-Unitized	\$22,608.99	\$562.01	\$22,046.98
JCP&L Jersey Central Pwr & Lht	JCPL DIST SUBS	EAST FLEMINGTON SUB	35300 - Station Equipment	Transformer, Power	\$81,195.06	\$15,285.20	\$65,909.86
EAST FLEMINGTON SUB Total					\$108,412.84	\$16,516.63	\$91,896.21
JCP&L Jersey Central Pwr & Lht	JCPL TRANS SUBS	EAST WINDSOR SUB	35300 - Station Equipment	Line Tuning Assembly	(\$11,163.66)	(\$789.18)	(\$10,374.48)
JCP&L Jersey Central Pwr & Lht	JCPL TRANS SUBS	EAST WINDSOR SUB	35300 - Station Equipment	Non-Unitized	(\$4,112.81)	(\$230.11)	(\$3,882.70)
JCP&L Jersey Central Pwr & Lht	JCPL TRANS SUBS	EAST WINDSOR SUB	35300 - Station Equipment	Non-Unitized	\$715.47	\$17.79	\$697.68
JCP&L Jersey Central Pwr & Lht	JCPL TRANS SUBS	EAST WINDSOR SUB	35300 - Station Equipment	Minor Station Equipment	\$932.33	\$212.23	\$720.10
JCP&L Jersey Central Pwr & Lht	JCPL TRANS SUBS	EAST WINDSOR SUB	35300 - Station Equipment	Bus-Insulators	\$1,382.61	\$190.23	\$1,192.38
JCP&L Jersey Central Pwr & Lht	JCPL TRANS SUBS	EAST WINDSOR SUB	35300 - Station Equipment	Grounding System, Station	\$1,858.01	\$479.51	\$1,378.50
JCP&L Jersey Central Pwr & Lht	JCPL TRANS SUBS	EAST WINDSOR SUB	35300 - Station Equipment	Controls and Instrumentation	\$1,920.52	\$476.41	\$1,444.11
JCP&L Jersey Central Pwr & Lht	JCPL TRANS SUBS	EAST WINDSOR SUB	35300 - Station Equipment	Bus-Insulators	\$3,870.48	\$382.11	\$3,488.37
JCP&L Jersey Central Pwr & Lht	JCPL TRANS SUBS	EAST WINDSOR SUB	35300 - Station Equipment	Conduit/Duct System	\$4,859.02	\$1,254.00	\$3,605.02
JCP&L Jersey Central Pwr & Lht	JCPL TRANS SUBS	EAST WINDSOR SUB	35300 - Station Equipment	Cable, Wiring	\$4,957.42	\$682.09	\$4,275.33
JCP&L Jersey Central Pwr & Lht	JCPL TRANS SUBS	EAST WINDSOR SUB	35300 - Station Equipment	Wiring	\$5,116.62	\$766.53	\$4,350.09
JCP&L Jersey Central Pwr & Lht	JCPL TRANS SUBS	EAST WINDSOR SUB	35300 - Station Equipment	Manhole	\$5,141.93	\$707.48	\$4,434.45
JCP&L Jersey Central Pwr & Lht	JCPL TRANS SUBS	EAST WINDSOR SUB	35300 - Station Equipment	Non-Unitized	\$5,294.51	\$215.40	\$5,079.11
JCP&L Jersey Central Pwr & Lht	JCPL TRANS SUBS	EAST WINDSOR SUB	35300 - Station Equipment	Arresters and Surge Protectors	\$6,324.87	\$790.75	\$5,534.12
JCP&L Jersey Central Pwr & Lht	JCPL TRANS SUBS	EAST WINDSOR SUB	35300 - Station Equipment	Controls and Instrumentation	\$6,978.47	\$1,800.98	\$5,177.49
JCP&L Jersey Central Pwr & Lht	JCPL TRANS SUBS	EAST WINDSOR SUB	35300 - Station Equipment	Transformer, Power	\$8,189.52	\$917.82	\$7,271.70
JCP&L Jersey Central Pwr & Lht	JCPL TRANS SUBS	EAST WINDSOR SUB	35300 - Station Equipment	Fuse Equipment	\$8,514.81	\$2,365.37	\$6,149.44
JCP&L Jersey Central Pwr & Lht	JCPL TRANS SUBS	EAST WINDSOR SUB	35300 - Station Equipment	Structural Steel Support	\$8,974.98	\$886.04	\$8,088.94
JCP&L Jersey Central Pwr & Lht	JCPL TRANS SUBS	EAST WINDSOR SUB	35300 - Station Equipment	Line Wave Trap	\$9,108.56	\$1,253.24	\$7,855.32
JCP&L Jersey Central Pwr & Lht	JCPL TRANS SUBS	EAST WINDSOR SUB	35300 - Station Equipment	Foundation - Equipment	\$9,534.23	\$941.25	\$8,592.98
JCP&L Jersey Central Pwr & Lht	JCPL TRANS SUBS	EAST WINDSOR SUB	35300 - Station Equipment	Arrester, Lightning & Surge Protect	\$10,385.37	\$1,555.85	\$8,829.52
JCP&L Jersey Central Pwr & Lht	JCPL TRANS SUBS	EAST WINDSOR SUB	35300 - Station Equipment	Conduit	\$11,242.02	\$1,109.85	\$10,132.17
JCP&L Jersey Central Pwr & Lht	JCPL TRANS SUBS	EAST WINDSOR SUB	35300 - Station Equipment	Cable, Wiring	\$13,669.88	\$2,523.87	\$11,146.01
JCP&L Jersey Central Pwr & Lht	JCPL TRANS SUBS	EAST WINDSOR SUB	35300 - Station Equipment	Grounding System, Station	\$15,081.44	\$1,488.90	\$13,592.54
JCP&L Jersey Central Pwr & Lht	JCPL TRANS SUBS	EAST WINDSOR SUB	35300 - Station Equipment	Minor Station Equipment	\$17,981.33	\$3,905.24	\$14,076.09
JCP&L Jersey Central Pwr & Lht	JCPL TRANS SUBS	EAST WINDSOR SUB	35300 - Station Equipment	Transformer, Current : Each	\$18,430.61	\$4,002.82	\$14,427.79
JCP&L Jersey Central Pwr & Lht	JCPL TRANS SUBS	EAST WINDSOR SUB	35300 - Station Equipment	Transformer, Current : Each	\$19,848.39	\$3,664.60	\$16,183.79
JCP&L Jersey Central Pwr & Lht	JCPL TRANS SUBS	EAST WINDSOR SUB	35300 - Station Equipment	Conduit/Duct System	\$21,042.32	\$5,845.46	\$15,196.86

Company	Major Location	Asset Location	Utility Account	Asset Retirement Unit	Book Cost	Allocated Reserve	Net Book Value
JCP&L Jersey Central Pwr & Lht	JCPL TRANS SUBS	EAST WINDSOR SUB	35300 - Station Equipment	Carrier Equipment System	\$21,208.81	\$5,261.18	\$15,947.63
JCP&L Jersey Central Pwr & Lht	JCPL TRANS SUBS	EAST WINDSOR SUB	35300 - Station Equipment	Relaying Equipment	\$21,923.29	\$2,456.98	\$19,466.31
JCP&L Jersey Central Pwr & Lht	JCPL TRANS SUBS	EAST WINDSOR SUB	35300 - Station Equipment	Arrester, Lightning & Surge Protect	\$22,720.80	\$2,243.09	\$20,477.71
JCP&L Jersey Central Pwr & Lht	JCPL TRANS SUBS	EAST WINDSOR SUB	35300 - Station Equipment	Foundation - Equipment	\$26,220.01	\$3,607.60	\$22,612.41
JCP&L Jersey Central Pwr & Lht	JCPL TRANS SUBS	EAST WINDSOR SUB	35300 - Station Equipment	Conduit	\$31,779.63	\$4,372.55	\$27,407.08
JCP&L Jersey Central Pwr & Lht	JCPL TRANS SUBS	EAST WINDSOR SUB	35300 - Station Equipment	Carrier Equipment System	\$33,756.44	\$6,232.45	\$27,523.99
JCP&L Jersey Central Pwr & Lht	JCPL TRANS SUBS	EAST WINDSOR SUB	35300 - Station Equipment	Transformer, Other	\$34,039.56	\$4,683.49	\$29,356.07
JCP&L Jersey Central Pwr & Lht	JCPL TRANS SUBS	EAST WINDSOR SUB	35300 - Station Equipment	Transformer, Potential : Each	\$45,583.57	\$8,416.10	\$37,167.47
JCP&L Jersey Central Pwr & Lht	JCPL TRANS SUBS	EAST WINDSOR SUB	35300 - Station Equipment	Transformer, Power	\$46,028.33	\$11,878.83	\$34,149.50
JCP&L Jersey Central Pwr & Lht	JCPL TRANS SUBS	EAST WINDSOR SUB	35300 - Station Equipment	Wiring	\$47,819.11	\$12,340.98	\$35,478.13
JCP&L Jersey Central Pwr & Lht	JCPL TRANS SUBS	EAST WINDSOR SUB	35300 - Station Equipment	Line Wave Trap	\$49,939.37	\$4,930.21	\$45,009.16
JCP&L Jersey Central Pwr & Lht	JCPL TRANS SUBS	EAST WINDSOR SUB	35300 - Station Equipment	Line Tuning Assembly	\$52,449.26	\$5,178.00	\$47,271.26
JCP&L Jersey Central Pwr & Lht	JCPL TRANS SUBS	EAST WINDSOR SUB	35300 - Station Equipment	Arrester, Lightning & Surge Protect	\$56,215.08	\$10,378.99	\$45,836.09
JCP&L Jersey Central Pwr & Lht	JCPL TRANS SUBS	EAST WINDSOR SUB	35300 - Station Equipment	Disconnect Switch	\$57,891.14	\$10,688.44	\$47,202.70
JCP&L Jersey Central Pwr & Lht	JCPL TRANS SUBS	EAST WINDSOR SUB	35300 - Station Equipment	Wiring	\$65,100.63	\$18,084.65	\$47,015.98
JCP&L Jersey Central Pwr & Lht	JCPL TRANS SUBS	EAST WINDSOR SUB	35300 - Station Equipment	Bus	\$70,485.93	\$6,958.65	\$63,527.28
JCP&L Jersey Central Pwr & Lht	JCPL TRANS SUBS	EAST WINDSOR SUB	35300 - Station Equipment	Transformer Equipment	\$70,638.64	\$6,973.73	\$63,664.91
JCP&L Jersey Central Pwr & Lht	JCPL TRANS SUBS	EAST WINDSOR SUB	35300 - Station Equipment	Foundation - Equipment	\$76,152.83	\$14,060.10	\$62,092.73
JCP&L Jersey Central Pwr & Lht	JCPL TRANS SUBS	EAST WINDSOR SUB	35300 - Station Equipment	Carrier Transmitter/Receiver Assemb	\$7,701.37	\$7,701.37	\$0,000.00
JCP&L Jersey Central Pwr & Lht	JCPL TRANS SUBS	EAST WINDSOR SUB	35300 - Station Equipment	RTU - SCADA	\$79,674.04	\$4,457.68	\$75,216.36
JCP&L Jersey Central Pwr & Lht	JCPL TRANS SUBS	EAST WINDSOR SUB	35300 - Station Equipment	Switchgear	\$83,843.66	\$23,291.37	\$60,552.29
JCP&L Jersey Central Pwr & Lht	JCPL TRANS SUBS	EAST WINDSOR SUB	35300 - Station Equipment	Coupling Capacitor	\$90,035.11	\$16,623.18	\$73,411.93
JCP&L Jersey Central Pwr & Lht	JCPL TRANS SUBS	EAST WINDSOR SUB	35300 - Station Equipment	Relaying Equipment	\$93,066.66	\$17,182.90	\$75,883.76
JCP&L Jersey Central Pwr & Lht	JCPL TRANS SUBS	EAST WINDSOR SUB	35300 - Station Equipment	Foundation - Equipment	\$105,782.87	\$29,385.98	\$76,396.89
JCP&L Jersey Central Pwr & Lht	JCPL TRANS SUBS	EAST WINDSOR SUB	35300 - Station Equipment	Transformer, Instrument	\$107,416.04	\$29,839.67	\$77,576.37
JCP&L Jersey Central Pwr & Lht	JCPL TRANS SUBS	EAST WINDSOR SUB	35300 - Station Equipment	Control Wiring	\$108,597.55	\$14,941.89	\$93,655.66
JCP&L Jersey Central Pwr & Lht	JCPL TRANS SUBS	EAST WINDSOR SUB	35300 - Station Equipment	Air Break	\$112,410.54	\$20,754.36	\$91,656.18
JCP&L Jersey Central Pwr & Lht	JCPL TRANS SUBS	EAST WINDSOR SUB	35300 - Station Equipment	Control Wiring	\$122,589.46	\$12,102.53	\$110,486.93
JCP&L Jersey Central Pwr & Lht	JCPL TRANS SUBS	EAST WINDSOR SUB	35300 - Station Equipment	Line Tuning Assembly	\$123,257.55	\$10,469.07	\$112,788.48
JCP&L Jersey Central Pwr & Lht	JCPL TRANS SUBS	EAST WINDSOR SUB	35300 - Station Equipment	Structure	\$129,508.09	\$33,422.98	\$96,085.11
JCP&L Jersey Central Pwr & Lht	JCPL TRANS SUBS	EAST WINDSOR SUB	35300 - Station Equipment	Panel, A.C. Distribution	\$132,221.04	\$18,192.24	\$114,028.80
JCP&L Jersey Central Pwr & Lht	JCPL TRANS SUBS	EAST WINDSOR SUB	35300 - Station Equipment	Controls and Instrumentation	\$150,461.04	\$41,797.36	\$108,663.68
JCP&L Jersey Central Pwr & Lht	JCPL TRANS SUBS	EAST WINDSOR SUB	35300 - Station Equipment	Transformer, Power	\$154,614.00	\$42,951.04	\$111,662.96
JCP&L Jersey Central Pwr & Lht	JCPL TRANS SUBS	EAST WINDSOR SUB	35300 - Station Equipment	Bus-Insulators	\$158,214.94	\$29,211.22	\$129,003.72
JCP&L Jersey Central Pwr & Lht	JCPL TRANS SUBS	EAST WINDSOR SUB	35300 - Station Equipment	Switch	\$179,056.67	\$24,636.33	\$154,420.34
JCP&L Jersey Central Pwr & Lht	JCPL TRANS SUBS	EAST WINDSOR SUB	35300 - Station Equipment	Relays	\$189,915.42	\$18,749.22	\$171,166.20
JCP&L Jersey Central Pwr & Lht	JCPL TRANS SUBS	EAST WINDSOR SUB	35300 - Station Equipment	Carrier Equipment System	\$223,783.43	\$62,165.98	\$161,617.45
JCP&L Jersey Central Pwr & Lht	JCPL TRANS SUBS	EAST WINDSOR SUB	35300 - Station Equipment	Arrester, Lightning & Surge Protect	\$269,135.12	\$74,764.46	\$194,370.66
JCP&L Jersey Central Pwr & Lht	JCPL TRANS SUBS	EAST WINDSOR SUB	35300 - Station Equipment	Switch	\$301,778.36	\$77,881.86	\$223,896.50
JCP&L Jersey Central Pwr & Lht	JCPL TRANS SUBS	EAST WINDSOR SUB	35300 - Station Equipment	Non-Unitized	\$306,943.21	\$2,590.69	\$304,352.52
JCP&L Jersey Central Pwr & Lht	JCPL TRANS SUBS	EAST WINDSOR SUB	35300 - Station Equipment	Bus	\$323,532.17	\$59,733.75	\$263,798.42
JCP&L Jersey Central Pwr & Lht	JCPL TRANS SUBS	EAST WINDSOR SUB	35300 - Station Equipment	Structure	\$370,920.99	\$51,034.86	\$319,886.13
JCP&L Jersey Central Pwr & Lht	JCPL TRANS SUBS	EAST WINDSOR SUB	35300 - Station Equipment	Switch	\$373,213.94	\$103,677.07	\$269,536.87
JCP&L Jersey Central Pwr & Lht	JCPL TRANS SUBS	EAST WINDSOR SUB	35300 - Station Equipment	Circuit Breaker	\$526,553.04	\$72,448.21	\$454,104.83
JCP&L Jersey Central Pwr & Lht	JCPL TRANS SUBS	EAST WINDSOR SUB	35300 - Station Equipment	Misc Tools & Equipment	\$818,738.83	\$151,163.76	\$667,575.07
JCP&L Jersey Central Pwr & Lht	JCPL TRANS SUBS	EAST WINDSOR SUB	35300 - Station Equipment	Circuit Breaker	\$836,719.75	\$154,483.58	\$682,236.17
JCP&L Jersey Central Pwr & Lht	JCPL TRANS SUBS	EAST WINDSOR SUB	35300 - Station Equipment	Minor Station Equipment	\$901,922.80	\$166,522.02	\$735,400.78
JCP&L Jersey Central Pwr & Lht	JCPL TRANS SUBS	EAST WINDSOR SUB	35300 - Station Equipment	Structure	\$1,365,648.57	\$379,370.71	\$986,277.86
JCP&L Jersey Central Pwr & Lht	JCPL TRANS SUBS	EAST WINDSOR SUB	35300 - Station Equipment	Circuit Breaker	\$1,728,981.91	\$480,302.98	\$1,248,678.93
JCP&L Jersey Central Pwr & Lht	JCPL TRANS SUBS	EAST WINDSOR SUB	35300 - Station Equipment	Minor Station Equipment	\$2,527,786.35	\$652,361.85	\$1,875,424.50
JCP&L Jersey Central Pwr & Lht	JCPL TRANS SUBS	EAST WINDSOR SUB	35300 - Station Equipment	Structure	\$4,367,633.47	\$806,396.24	\$3,561,237.23
JCP&L Jersey Central Pwr & Lht	JCPL TRANS SUBS	EAST WINDSOR SUB	35300 - Station Equipment	Transformer, Power	\$4,440,355.74	\$610,946.66	\$3,829,409.08
JCP&L Jersey Central Pwr & Lht	JCPL TRANS SUBS	EAST WINDSOR SUB	35300 - Station Equipment	Transformer, Power	\$4,833,754.91	\$477,207.90	\$4,356,547.01
		EAST WINDSOR SUB Total			\$27,752,108.01	\$4,954,925.55	\$22,797,182.46
JCP&L Jersey Central Pwr & Lht	JCPL DIST SUBS	EATON CREST SUB	35300 - Station Equipment	Non-Unitized	\$249,242.48	\$2,103.67	\$247,138.81
		EATON CREST SUB Total			\$249,242.48	\$2,103.67	\$247,138.81
JCP&L Jersey Central Pwr & Lht	JCPL TRANS SUBS	ENGLISHTOWN SUB	35300 - Station Equipment	Circuit Breaker	(\$17,905.73)	(\$728.48)	(\$17,177.25)
JCP&L Jersey Central Pwr & Lht	JCPL TRANS SUBS	ENGLISHTOWN SUB	35300 - Station Equipment	Wiring	(\$997.06)	(\$149.37)	(\$847.69)

Company	Major Location	Asset Location	Utility Account	Asset Retirement Unit	Book Cost	Allocated Reserve	Net Book Value
JCP&L Jersey Central Pwr & Lht	JCPL TRANS SUBS	ENGLISHTOWN SUB	35300 - Station Equipment	Non-Unitized	(\$4.53)	(\$0.19)	(\$4.34)
JCP&L Jersey Central Pwr & Lht	JCPL TRANS SUBS	ENGLISHTOWN SUB	35300 - Station Equipment	Arrester, Lightning & Surge Protect	\$99.58	\$63.06	\$36.52
JCP&L Jersey Central Pwr & Lht	JCPL TRANS SUBS	ENGLISHTOWN SUB	35300 - Station Equipment	Fire Protection System for Equipmnt	\$121.63	\$54.00	\$67.63
JCP&L Jersey Central Pwr & Lht	JCPL TRANS SUBS	ENGLISHTOWN SUB	35300 - Station Equipment	Foundation - Equipment	\$149.25	\$85.77	\$63.48
JCP&L Jersey Central Pwr & Lht	JCPL TRANS SUBS	ENGLISHTOWN SUB	35300 - Station Equipment	Battery System	\$183.17	\$115.99	\$67.18
JCP&L Jersey Central Pwr & Lht	JCPL TRANS SUBS	ENGLISHTOWN SUB	35300 - Station Equipment	Grounding System, Station	\$204.12	\$117.29	\$86.83
JCP&L Jersey Central Pwr & Lht	JCPL TRANS SUBS	ENGLISHTOWN SUB	35300 - Station Equipment	Grounding System, Station	\$205.48	\$93.34	\$112.14
JCP&L Jersey Central Pwr & Lht	JCPL TRANS SUBS	ENGLISHTOWN SUB	35300 - Station Equipment	Wiring	\$233.16	\$123.44	\$109.72
JCP&L Jersey Central Pwr & Lht	JCPL TRANS SUBS	ENGLISHTOWN SUB	35300 - Station Equipment	Conduit/Duct System	\$244.32	\$67.87	\$176.45
JCP&L Jersey Central Pwr & Lht	JCPL TRANS SUBS	ENGLISHTOWN SUB	35300 - Station Equipment	Conduit/Duct System	\$256.87	\$147.61	\$109.26
JCP&L Jersey Central Pwr & Lht	JCPL TRANS SUBS	ENGLISHTOWN SUB	35300 - Station Equipment	Capacitor Bank	\$311.92	\$132.13	\$179.79
JCP&L Jersey Central Pwr & Lht	JCPL TRANS SUBS	ENGLISHTOWN SUB	35300 - Station Equipment	Capacitor Bank	\$364.08	\$184.74	\$179.34
JCP&L Jersey Central Pwr & Lht	JCPL TRANS SUBS	ENGLISHTOWN SUB	35300 - Station Equipment	Grounding System, Station	\$400.01	\$225.27	\$174.74
JCP&L Jersey Central Pwr & Lht	JCPL TRANS SUBS	ENGLISHTOWN SUB	35300 - Station Equipment	Controls and Instrumentation	\$412.54	\$218.40	\$194.14
JCP&L Jersey Central Pwr & Lht	JCPL TRANS SUBS	ENGLISHTOWN SUB	35300 - Station Equipment	Controls and Instrumentation	\$474.32	\$256.39	\$217.93
JCP&L Jersey Central Pwr & Lht	JCPL TRANS SUBS	ENGLISHTOWN SUB	35300 - Station Equipment	Controls and Instrumentation	\$532.29	\$343.39	\$188.90
JCP&L Jersey Central Pwr & Lht	JCPL TRANS SUBS	ENGLISHTOWN SUB	35300 - Station Equipment	Foundation - Equipment	\$540.75	\$304.54	\$236.21
JCP&L Jersey Central Pwr & Lht	JCPL TRANS SUBS	ENGLISHTOWN SUB	35300 - Station Equipment	Wiring	\$569.59	\$169.29	\$400.30
JCP&L Jersey Central Pwr & Lht	JCPL TRANS SUBS	ENGLISHTOWN SUB	35300 - Station Equipment	Fire Protection System for Equipmnt	\$585.43	\$370.68	\$214.75
JCP&L Jersey Central Pwr & Lht	JCPL TRANS SUBS	ENGLISHTOWN SUB	35300 - Station Equipment	Conduit/Duct System	\$599.40	\$304.14	\$295.26
JCP&L Jersey Central Pwr & Lht	JCPL TRANS SUBS	ENGLISHTOWN SUB	35300 - Station Equipment	Switchgear	\$600.15	\$304.52	\$295.63
JCP&L Jersey Central Pwr & Lht	JCPL TRANS SUBS	ENGLISHTOWN SUB	35300 - Station Equipment	Conduit/Duct System	\$635.39	\$357.84	\$277.55
JCP&L Jersey Central Pwr & Lht	JCPL TRANS SUBS	ENGLISHTOWN SUB	35300 - Station Equipment	Minor Station Equipment	\$990.42	\$627.12	\$363.30
JCP&L Jersey Central Pwr & Lht	JCPL TRANS SUBS	ENGLISHTOWN SUB	35300 - Station Equipment	Arrester, Lightning & Surge Protect	\$1,045.02	\$711.82	\$333.20
JCP&L Jersey Central Pwr & Lht	JCPL TRANS SUBS	ENGLISHTOWN SUB	35300 - Station Equipment	Controls and Instrumentation	\$1,048.93	\$602.75	\$446.18
JCP&L Jersey Central Pwr & Lht	JCPL TRANS SUBS	ENGLISHTOWN SUB	35300 - Station Equipment	Grounding System, Station	\$1,068.63	\$542.23	\$526.40
JCP&L Jersey Central Pwr & Lht	JCPL TRANS SUBS	ENGLISHTOWN SUB	35300 - Station Equipment	Foundation - Equipment	\$1,292.64	\$818.48	\$474.16
JCP&L Jersey Central Pwr & Lht	JCPL TRANS SUBS	ENGLISHTOWN SUB	35300 - Station Equipment	Controls and Instrumentation	\$1,327.69	\$630.93	\$696.76
JCP&L Jersey Central Pwr & Lht	JCPL TRANS SUBS	ENGLISHTOWN SUB	35300 - Station Equipment	Non-Unitized	\$1,412.33	\$35.11	\$1,377.22
JCP&L Jersey Central Pwr & Lht	JCPL TRANS SUBS	ENGLISHTOWN SUB	35300 - Station Equipment	Circuit Breaker	\$1,450.78	\$850.42	\$600.36
JCP&L Jersey Central Pwr & Lht	JCPL TRANS SUBS	ENGLISHTOWN SUB	35300 - Station Equipment	Switchgear	\$1,485.84	\$629.45	\$856.39
JCP&L Jersey Central Pwr & Lht	JCPL TRANS SUBS	ENGLISHTOWN SUB	35300 - Station Equipment	Foundation - Equipment	\$1,520.63	\$644.19	\$876.44
JCP&L Jersey Central Pwr & Lht	JCPL TRANS SUBS	ENGLISHTOWN SUB	35300 - Station Equipment	Wiring	\$1,578.08	\$888.73	\$689.35
JCP&L Jersey Central Pwr & Lht	JCPL TRANS SUBS	ENGLISHTOWN SUB	35300 - Station Equipment	Structure	\$1,780.66	\$1,023.23	\$757.43
JCP&L Jersey Central Pwr & Lht	JCPL TRANS SUBS	ENGLISHTOWN SUB	35300 - Station Equipment	Switch	\$1,806.08	\$1,037.83	\$768.25
JCP&L Jersey Central Pwr & Lht	JCPL TRANS SUBS	ENGLISHTOWN SUB	35300 - Station Equipment	Switch	\$1,894.13	\$860.47	\$1,033.66
JCP&L Jersey Central Pwr & Lht	JCPL TRANS SUBS	ENGLISHTOWN SUB	35300 - Station Equipment	Switch	\$1,904.60	\$1,072.62	\$831.98
JCP&L Jersey Central Pwr & Lht	JCPL TRANS SUBS	ENGLISHTOWN SUB	35300 - Station Equipment	Wiring	\$1,992.52	\$1,144.97	\$847.55
JCP&L Jersey Central Pwr & Lht	JCPL TRANS SUBS	ENGLISHTOWN SUB	35300 - Station Equipment	Carrier Equipment System	\$2,090.02	\$1,398.43	\$691.59
JCP&L Jersey Central Pwr & Lht	JCPL TRANS SUBS	ENGLISHTOWN SUB	35300 - Station Equipment	Structure	\$2,104.08	\$1,184.96	\$919.12
JCP&L Jersey Central Pwr & Lht	JCPL TRANS SUBS	ENGLISHTOWN SUB	35300 - Station Equipment	Transformer, Power	\$2,140.50	\$1,062.90	\$1,077.60
JCP&L Jersey Central Pwr & Lht	JCPL TRANS SUBS	ENGLISHTOWN SUB	35300 - Station Equipment	Arrester, Lightning & Surge Protect	\$2,152.10	\$639.64	\$1,512.46
JCP&L Jersey Central Pwr & Lht	JCPL TRANS SUBS	ENGLISHTOWN SUB	35300 - Station Equipment	Steel Pole Fully Dressed	\$2,304.41	\$345.23	\$1,959.18
JCP&L Jersey Central Pwr & Lht	JCPL TRANS SUBS	ENGLISHTOWN SUB	35300 - Station Equipment	Structural Steel Support	\$2,399.68	\$300.01	\$2,099.67
JCP&L Jersey Central Pwr & Lht	JCPL TRANS SUBS	ENGLISHTOWN SUB	35300 - Station Equipment	Arrester, Lightning & Surge Protect	\$2,415.03	\$1,225.41	\$1,189.62
JCP&L Jersey Central Pwr & Lht	JCPL TRANS SUBS	ENGLISHTOWN SUB	35300 - Station Equipment	Switchgear	\$2,525.74	\$969.78	\$1,555.96
JCP&L Jersey Central Pwr & Lht	JCPL TRANS SUBS	ENGLISHTOWN SUB	35300 - Station Equipment	Controls and Instrumentation	\$2,528.21	\$872.83	\$1,655.38
JCP&L Jersey Central Pwr & Lht	JCPL TRANS SUBS	ENGLISHTOWN SUB	35300 - Station Equipment	CT 2.5KV - 15KV	\$2,604.56	\$358.36	\$2,246.20
JCP&L Jersey Central Pwr & Lht	JCPL TRANS SUBS	ENGLISHTOWN SUB	35300 - Station Equipment	Fuse Equipment	\$2,691.71	\$1,365.80	\$1,325.91
JCP&L Jersey Central Pwr & Lht	JCPL TRANS SUBS	ENGLISHTOWN SUB	35300 - Station Equipment	Carrier Equipment System	\$2,722.07	\$1,208.51	\$1,513.56
JCP&L Jersey Central Pwr & Lht	JCPL TRANS SUBS	ENGLISHTOWN SUB	35300 - Station Equipment	Conduit	\$3,022.72	\$377.90	\$2,644.82
JCP&L Jersey Central Pwr & Lht	JCPL TRANS SUBS	ENGLISHTOWN SUB	35300 - Station Equipment	Transformer, Instrument	\$3,032.73	\$1,134.89	\$1,897.84
JCP&L Jersey Central Pwr & Lht	JCPL TRANS SUBS	ENGLISHTOWN SUB	35300 - Station Equipment	Bus	\$3,052.67	\$381.65	\$2,671.02
JCP&L Jersey Central Pwr & Lht	JCPL TRANS SUBS	ENGLISHTOWN SUB	35300 - Station Equipment	Controls and Instrumentation	\$3,061.07	\$1,553.21	\$1,507.86
JCP&L Jersey Central Pwr & Lht	JCPL TRANS SUBS	ENGLISHTOWN SUB	35300 - Station Equipment	Arrester, Lightning & Surge Protect	\$3,083.52	\$1,306.27	\$1,777.25
JCP&L Jersey Central Pwr & Lht	JCPL TRANS SUBS	ENGLISHTOWN SUB	35300 - Station Equipment	Fuse Equipment	\$3,133.49	\$1,327.44	\$1,806.05
JCP&L Jersey Central Pwr & Lht	JCPL TRANS SUBS	ENGLISHTOWN SUB	35300 - Station Equipment	Wood Pole	\$3,182.87	\$2,015.36	\$1,167.51
JCP&L Jersey Central Pwr & Lht	JCPL TRANS SUBS	ENGLISHTOWN SUB	35300 - Station Equipment	Cable, Wiring	\$3,203.12	\$440.71	\$2,762.41

Company	Major Location	Asset Location	Utility Account	Asset Retirement Unit	Book Cost	Allocated Reserve	Net Book Value
JCP&L Jersey Central Pwr & Lht	JCPL TRANS SUBS	ENGLISHTOWN SUB	35300 - Station Equipment	Capacitor Bank	\$3,211.02	\$1,525.92	\$1,685.10
JCP&L Jersey Central Pwr & Lht	JCPL TRANS SUBS	ENGLISHTOWN SUB	35300 - Station Equipment	Grounding System, Station	\$3,269.82	\$1,385.19	\$1,884.63
JCP&L Jersey Central Pwr & Lht	JCPL TRANS SUBS	ENGLISHTOWN SUB	35300 - Station Equipment	Battery System	\$3,353.86	\$1,093.53	\$2,260.33
JCP&L Jersey Central Pwr & Lht	JCPL TRANS SUBS	ENGLISHTOWN SUB	35300 - Station Equipment	Controls and Instrumentation	\$3,359.79	\$799.36	\$2,560.43
JCP&L Jersey Central Pwr & Lht	JCPL TRANS SUBS	ENGLISHTOWN SUB	35300 - Station Equipment	Relays	\$3,404.30	\$510.00	\$2,894.30
JCP&L Jersey Central Pwr & Lht	JCPL TRANS SUBS	ENGLISHTOWN SUB	35300 - Station Equipment	Controls and Instrumentation	\$3,408.20	\$1,078.56	\$2,329.64
JCP&L Jersey Central Pwr & Lht	JCPL TRANS SUBS	ENGLISHTOWN SUB	35300 - Station Equipment	Structure	\$3,475.79	\$1,763.64	\$1,712.15
JCP&L Jersey Central Pwr & Lht	JCPL TRANS SUBS	ENGLISHTOWN SUB	35300 - Station Equipment	Wiring	\$3,533.02	\$1,792.68	\$1,740.34
JCP&L Jersey Central Pwr & Lht	JCPL TRANS SUBS	ENGLISHTOWN SUB	35300 - Station Equipment	Foundation - Equipment	\$3,573.23	\$2,390.84	\$1,182.39
JCP&L Jersey Central Pwr & Lht	JCPL TRANS SUBS	ENGLISHTOWN SUB	35300 - Station Equipment	Battery System	\$3,930.12	\$1,625.49	\$2,304.63
JCP&L Jersey Central Pwr & Lht	JCPL TRANS SUBS	ENGLISHTOWN SUB	35300 - Station Equipment	Controls and Instrumentation	\$4,022.58	\$2,265.41	\$1,757.17
JCP&L Jersey Central Pwr & Lht	JCPL TRANS SUBS	ENGLISHTOWN SUB	35300 - Station Equipment	Transformer, Current : Each	\$4,138.27	\$517.37	\$3,620.90
JCP&L Jersey Central Pwr & Lht	JCPL TRANS SUBS	ENGLISHTOWN SUB	35300 - Station Equipment	Switchgear	\$4,769.40	\$2,686.00	\$2,083.40
JCP&L Jersey Central Pwr & Lht	JCPL TRANS SUBS	ENGLISHTOWN SUB	35300 - Station Equipment	Conduit/Duct System	\$5,230.43	\$2,215.78	\$3,014.65
JCP&L Jersey Central Pwr & Lht	JCPL TRANS SUBS	ENGLISHTOWN SUB	35300 - Station Equipment	Transformer, Instrument	\$5,248.29	\$2,663.03	\$2,585.26
JCP&L Jersey Central Pwr & Lht	JCPL TRANS SUBS	ENGLISHTOWN SUB	35300 - Station Equipment	Minor Station Equipment	\$5,565.31	\$1,761.19	\$3,804.12
JCP&L Jersey Central Pwr & Lht	JCPL TRANS SUBS	ENGLISHTOWN SUB	35300 - Station Equipment	Transformer, Power	\$6,087.28	\$1,191.30	\$4,895.98
JCP&L Jersey Central Pwr & Lht	JCPL TRANS SUBS	ENGLISHTOWN SUB	35300 - Station Equipment	Relays	\$6,810.27	\$481.43	\$6,328.84
JCP&L Jersey Central Pwr & Lht	JCPL TRANS SUBS	ENGLISHTOWN SUB	35300 - Station Equipment	Bus-Insulators	\$7,279.83	\$1,001.63	\$6,278.20
JCP&L Jersey Central Pwr & Lht	JCPL TRANS SUBS	ENGLISHTOWN SUB	35300 - Station Equipment	Controls and Instrumentation	\$7,459.94	\$3,388.91	\$4,071.03
JCP&L Jersey Central Pwr & Lht	JCPL TRANS SUBS	ENGLISHTOWN SUB	35300 - Station Equipment	Battery System	\$7,460.76	\$2,504.15	\$4,956.61
JCP&L Jersey Central Pwr & Lht	JCPL TRANS SUBS	ENGLISHTOWN SUB	35300 - Station Equipment	Switch	\$7,473.74	\$3,166.11	\$4,307.63
JCP&L Jersey Central Pwr & Lht	JCPL TRANS SUBS	ENGLISHTOWN SUB	35300 - Station Equipment	Wiring	\$7,655.82	\$1,899.15	\$5,756.67
JCP&L Jersey Central Pwr & Lht	JCPL TRANS SUBS	ENGLISHTOWN SUB	35300 - Station Equipment	Switchgear	\$7,950.53	\$4,568.62	\$3,381.91
JCP&L Jersey Central Pwr & Lht	JCPL TRANS SUBS	ENGLISHTOWN SUB	35300 - Station Equipment	Demarcation /Telephone Alarm System	\$8,200.44	\$2,357.92	\$5,842.52
JCP&L Jersey Central Pwr & Lht	JCPL TRANS SUBS	ENGLISHTOWN SUB	35300 - Station Equipment	Minor Station Equipment	\$8,697.58	\$1,888.97	\$6,808.61
JCP&L Jersey Central Pwr & Lht	JCPL TRANS SUBS	ENGLISHTOWN SUB	35300 - Station Equipment	Grounding System, Station	\$8,972.52	\$2,492.53	\$6,479.99
JCP&L Jersey Central Pwr & Lht	JCPL TRANS SUBS	ENGLISHTOWN SUB	35300 - Station Equipment	Bushings	\$9,461.49	\$79.85	\$9,381.64
JCP&L Jersey Central Pwr & Lht	JCPL TRANS SUBS	ENGLISHTOWN SUB	35300 - Station Equipment	Transformer, Instrument	\$9,487.09	\$4,019.02	\$5,468.07
JCP&L Jersey Central Pwr & Lht	JCPL TRANS SUBS	ENGLISHTOWN SUB	35300 - Station Equipment	Carrier Equipment System	\$9,886.27	\$3,128.60	\$6,757.67
JCP&L Jersey Central Pwr & Lht	JCPL TRANS SUBS	ENGLISHTOWN SUB	35300 - Station Equipment	Controls and Instrumentation	\$10,076.57	\$2,994.90	\$7,081.67
JCP&L Jersey Central Pwr & Lht	JCPL TRANS SUBS	ENGLISHTOWN SUB	35300 - Station Equipment	Controls and Instrumentation	\$10,288.17	\$4,358.39	\$5,929.78
JCP&L Jersey Central Pwr & Lht	JCPL TRANS SUBS	ENGLISHTOWN SUB	35300 - Station Equipment	Circuit Breaker	\$10,984.30	\$4,989.98	\$5,994.32
JCP&L Jersey Central Pwr & Lht	JCPL TRANS SUBS	ENGLISHTOWN SUB	35300 - Station Equipment	Switch	\$11,137.67	\$5,651.34	\$5,486.33
JCP&L Jersey Central Pwr & Lht	JCPL TRANS SUBS	ENGLISHTOWN SUB	35300 - Station Equipment	Bushings	\$12,636.57	\$893.31	\$11,743.26
JCP&L Jersey Central Pwr & Lht	JCPL TRANS SUBS	ENGLISHTOWN SUB	35300 - Station Equipment	Wiring	\$12,720.55	\$5,388.82	\$7,331.73
JCP&L Jersey Central Pwr & Lht	JCPL TRANS SUBS	ENGLISHTOWN SUB	35300 - Station Equipment	Structure	\$12,801.18	\$5,422.98	\$7,378.20
JCP&L Jersey Central Pwr & Lht	JCPL TRANS SUBS	ENGLISHTOWN SUB	35300 - Station Equipment	RTU - SCADA	\$13,045.46	\$1,794.92	\$11,250.54
JCP&L Jersey Central Pwr & Lht	JCPL TRANS SUBS	ENGLISHTOWN SUB	35300 - Station Equipment	Transformer, Other	\$13,523.61	\$2,343.72	\$11,179.89
JCP&L Jersey Central Pwr & Lht	JCPL TRANS SUBS	ENGLISHTOWN SUB	35300 - Station Equipment	Conduit/Duct System	\$13,595.85	\$8,608.73	\$4,987.12
JCP&L Jersey Central Pwr & Lht	JCPL TRANS SUBS	ENGLISHTOWN SUB	35300 - Station Equipment	Grounding System, Station	\$13,810.48	\$8,744.63	\$5,065.85
JCP&L Jersey Central Pwr & Lht	JCPL TRANS SUBS	ENGLISHTOWN SUB	35300 - Station Equipment	Transformer, Potential : Each	\$14,212.90	\$353.31	\$13,859.59
JCP&L Jersey Central Pwr & Lht	JCPL TRANS SUBS	ENGLISHTOWN SUB	35300 - Station Equipment	Switch	\$14,529.79	\$4,318.47	\$10,211.32
JCP&L Jersey Central Pwr & Lht	JCPL TRANS SUBS	ENGLISHTOWN SUB	35300 - Station Equipment	Interrupter Assembly	\$14,614.13	\$1,033.10	\$13,581.03
JCP&L Jersey Central Pwr & Lht	JCPL TRANS SUBS	ENGLISHTOWN SUB	35300 - Station Equipment	Minor Station Equipment	\$14,836.88	\$4,121.61	\$10,715.27
JCP&L Jersey Central Pwr & Lht	JCPL TRANS SUBS	ENGLISHTOWN SUB	35300 - Station Equipment	Transformer, Instrument	\$15,365.11	\$4,268.36	\$11,096.75
JCP&L Jersey Central Pwr & Lht	JCPL TRANS SUBS	ENGLISHTOWN SUB	35300 - Station Equipment	Transformer, Instrument	\$16,750.60	\$10,606.28	\$6,144.32
JCP&L Jersey Central Pwr & Lht	JCPL TRANS SUBS	ENGLISHTOWN SUB	35300 - Station Equipment	Circuit Breaker	\$17,370.44	\$1,946.74	\$15,423.70
JCP&L Jersey Central Pwr & Lht	JCPL TRANS SUBS	ENGLISHTOWN SUB	35300 - Station Equipment	Wiring	\$19,326.54	\$2,659.13	\$16,667.41
JCP&L Jersey Central Pwr & Lht	JCPL TRANS SUBS	ENGLISHTOWN SUB	35300 - Station Equipment	Controls and Instrumentation	\$19,393.31	\$12,279.62	\$7,113.69
JCP&L Jersey Central Pwr & Lht	JCPL TRANS SUBS	ENGLISHTOWN SUB	35300 - Station Equipment	Control Wiring	\$21,333.90	\$2,667.20	\$18,666.70
JCP&L Jersey Central Pwr & Lht	JCPL TRANS SUBS	ENGLISHTOWN SUB	35300 - Station Equipment	Battery System	\$22,170.74	\$6,158.93	\$16,011.81
JCP&L Jersey Central Pwr & Lht	JCPL TRANS SUBS	ENGLISHTOWN SUB	35300 - Station Equipment	Carrier Equipment System	\$23,108.01	\$5,963.63	\$17,144.38
JCP&L Jersey Central Pwr & Lht	JCPL TRANS SUBS	ENGLISHTOWN SUB	35300 - Station Equipment	Arrester, Lightning & Surge Protect	\$24,333.03	\$3,645.38	\$20,687.65
JCP&L Jersey Central Pwr & Lht	JCPL TRANS SUBS	ENGLISHTOWN SUB	35300 - Station Equipment	Wiring	\$25,753.01	\$16,306.51	\$9,446.50
JCP&L Jersey Central Pwr & Lht	JCPL TRANS SUBS	ENGLISHTOWN SUB	35300 - Station Equipment	Disconnect Switch	\$26,419.79	\$3,635.09	\$22,784.70
JCP&L Jersey Central Pwr & Lht	JCPL TRANS SUBS	ENGLISHTOWN SUB	35300 - Station Equipment	Switch	\$26,901.88	\$6,400.53	\$20,501.35
JCP&L Jersey Central Pwr & Lht	JCPL TRANS SUBS	ENGLISHTOWN SUB	35300 - Station Equipment	Non-Unitized	\$29,348.43	\$247.71	\$29,100.72

Company	Major Location	Asset Location	Utility Account	Asset Retirement Unit	Book Cost	Allocated Reserve	Net Book Value
JCP&L Jersey Central Pwr & Lht	JCPL TRANS SUBS	ENGLISHTOWN SUB	35300 - Station Equipment	Circuit Breaker	\$30,780.24	\$5,334.41	\$25,445.83
JCP&L Jersey Central Pwr & Lht	JCPL TRANS SUBS	ENGLISHTOWN SUB	35300 - Station Equipment	Carrier Equipment System	\$31,055.27	\$19,663.84	\$11,391.43
JCP&L Jersey Central Pwr & Lht	JCPL TRANS SUBS	ENGLISHTOWN SUB	35300 - Station Equipment	Structural Steel Support	\$4,273.61	\$0.00	\$26,786.99
JCP&L Jersey Central Pwr & Lht	JCPL TRANS SUBS	ENGLISHTOWN SUB	35300 - Station Equipment	Structure	\$31,633.26	\$20,029.81	\$11,603.45
JCP&L Jersey Central Pwr & Lht	JCPL TRANS SUBS	ENGLISHTOWN SUB	35300 - Station Equipment	Minor Station Equipment	\$32,481.50	\$7,394.00	\$25,087.50
JCP&L Jersey Central Pwr & Lht	JCPL TRANS SUBS	ENGLISHTOWN SUB	35300 - Station Equipment	Circuit Breaker	\$33,757.08	\$19,011.10	\$14,745.98
JCP&L Jersey Central Pwr & Lht	JCPL TRANS SUBS	ENGLISHTOWN SUB	35300 - Station Equipment	Bushings	\$35,194.63	\$32,989.30	\$32,205.33
JCP&L Jersey Central Pwr & Lht	JCPL TRANS SUBS	ENGLISHTOWN SUB	35300 - Station Equipment	Structure	\$35,228.64	\$8,739.01	\$26,489.63
JCP&L Jersey Central Pwr & Lht	JCPL TRANS SUBS	ENGLISHTOWN SUB	35300 - Station Equipment	Arrester, Lightning & Surge Protect	\$35,451.82	\$3,011.15	\$32,440.67
JCP&L Jersey Central Pwr & Lht	JCPL TRANS SUBS	ENGLISHTOWN SUB	35300 - Station Equipment	Circuit Breaker	\$40,213.08	\$25,462.45	\$14,750.63
JCP&L Jersey Central Pwr & Lht	JCPL TRANS SUBS	ENGLISHTOWN SUB	35300 - Station Equipment	Foundation - Equipment	\$44,108.50	\$12,253.13	\$31,855.37
JCP&L Jersey Central Pwr & Lht	JCPL TRANS SUBS	ENGLISHTOWN SUB	35300 - Station Equipment	Non-Unitized	\$44,558.42	\$2,493.00	\$42,065.42
JCP&L Jersey Central Pwr & Lht	JCPL TRANS SUBS	ENGLISHTOWN SUB	35300 - Station Equipment	Grounding System, Station	\$6,030.28	\$6,030.28	\$42,203.76
JCP&L Jersey Central Pwr & Lht	JCPL TRANS SUBS	ENGLISHTOWN SUB	35300 - Station Equipment	VT 115KV	\$48,749.37	\$4,140.61	\$44,608.76
JCP&L Jersey Central Pwr & Lht	JCPL TRANS SUBS	ENGLISHTOWN SUB	35300 - Station Equipment	Control Wiring	\$49,179.28	\$6,766.56	\$42,412.72
JCP&L Jersey Central Pwr & Lht	JCPL TRANS SUBS	ENGLISHTOWN SUB	35300 - Station Equipment	Switchgear	\$49,485.03	\$14,707.68	\$34,777.35
JCP&L Jersey Central Pwr & Lht	JCPL TRANS SUBS	ENGLISHTOWN SUB	35300 - Station Equipment	Circuit Switcher	\$53,822.07	\$3,804.79	\$50,017.28
JCP&L Jersey Central Pwr & Lht	JCPL TRANS SUBS	ENGLISHTOWN SUB	35300 - Station Equipment	Circuit Breaker	\$57,081.55	\$13,580.93	\$43,500.62
JCP&L Jersey Central Pwr & Lht	JCPL TRANS SUBS	ENGLISHTOWN SUB	35300 - Station Equipment	Controls and Instrumentation	\$58,036.83	\$16,122.36	\$41,914.47
JCP&L Jersey Central Pwr & Lht	JCPL TRANS SUBS	ENGLISHTOWN SUB	35300 - Station Equipment	Switchgear	\$61,772.41	\$39,113.57	\$22,658.84
JCP&L Jersey Central Pwr & Lht	JCPL TRANS SUBS	ENGLISHTOWN SUB	35300 - Station Equipment	Battery System	\$66,260.06	\$14,390.58	\$51,869.48
JCP&L Jersey Central Pwr & Lht	JCPL TRANS SUBS	ENGLISHTOWN SUB	35300 - Station Equipment	Carrier Equipment System	\$69,176.67	\$19,216.95	\$49,959.72
JCP&L Jersey Central Pwr & Lht	JCPL TRANS SUBS	ENGLISHTOWN SUB	35300 - Station Equipment	Circuit Breaker	\$73,144.57	\$21,739.64	\$51,404.93
JCP&L Jersey Central Pwr & Lht	JCPL TRANS SUBS	ENGLISHTOWN SUB	35300 - Station Equipment	Circuit Switcher	\$74,926.72	\$9,367.43	\$65,559.29
JCP&L Jersey Central Pwr & Lht	JCPL TRANS SUBS	ENGLISHTOWN SUB	35300 - Station Equipment	RTU - SCADA	\$79,674.04	\$4,457.68	\$75,216.36
JCP&L Jersey Central Pwr & Lht	JCPL TRANS SUBS	ENGLISHTOWN SUB	35300 - Station Equipment	Wiring	\$83,807.85	\$23,281.43	\$60,526.42
JCP&L Jersey Central Pwr & Lht	JCPL TRANS SUBS	ENGLISHTOWN SUB	35300 - Station Equipment	Switch	\$84,943.64	\$53,785.32	\$31,158.32
JCP&L Jersey Central Pwr & Lht	JCPL TRANS SUBS	ENGLISHTOWN SUB	35300 - Station Equipment	Equipment Spill and Leakage System	\$107,414.16	\$25,556.15	\$81,858.01
JCP&L Jersey Central Pwr & Lht	JCPL TRANS SUBS	ENGLISHTOWN SUB	35300 - Station Equipment	Arrester, Lightning & Surge Protect	\$114,424.85	\$31,786.68	\$82,638.17
JCP&L Jersey Central Pwr & Lht	JCPL TRANS SUBS	ENGLISHTOWN SUB	35300 - Station Equipment	Transformer, Potential : Each	\$115,155.46	\$9,780.91	\$105,374.55
JCP&L Jersey Central Pwr & Lht	JCPL TRANS SUBS	ENGLISHTOWN SUB	35300 - Station Equipment	Transformer, Power	\$148,520.82	\$99,374.88	\$49,145.94
JCP&L Jersey Central Pwr & Lht	JCPL TRANS SUBS	ENGLISHTOWN SUB	35300 - Station Equipment	Switch	\$166,595.31	\$46,279.38	\$120,315.93
JCP&L Jersey Central Pwr & Lht	JCPL TRANS SUBS	ENGLISHTOWN SUB	35300 - Station Equipment	Control Wiring	\$187,774.28	\$15,948.89	\$171,825.39
JCP&L Jersey Central Pwr & Lht	JCPL TRANS SUBS	ENGLISHTOWN SUB	35300 - Station Equipment	Capacitor Bank	\$199,592.26	\$49,511.99	\$150,080.27
JCP&L Jersey Central Pwr & Lht	JCPL TRANS SUBS	ENGLISHTOWN SUB	35300 - Station Equipment	Carrier Equipment System	\$206,267.29	\$51,167.84	\$155,099.45
JCP&L Jersey Central Pwr & Lht	JCPL TRANS SUBS	ENGLISHTOWN SUB	35300 - Station Equipment	Circuit Switcher	\$214,599.94	\$18,227.37	\$196,372.57
JCP&L Jersey Central Pwr & Lht	JCPL TRANS SUBS	ENGLISHTOWN SUB	35300 - Station Equipment	Capacitor Bank	\$214,710.52	\$29,541.93	\$185,168.59
JCP&L Jersey Central Pwr & Lht	JCPL TRANS SUBS	ENGLISHTOWN SUB	35300 - Station Equipment	Bus	\$219,889.79	\$18,676.67	\$201,213.12
JCP&L Jersey Central Pwr & Lht	JCPL TRANS SUBS	ENGLISHTOWN SUB	35300 - Station Equipment	Structure	\$243,939.28	\$67,765.17	\$176,174.11
JCP&L Jersey Central Pwr & Lht	JCPL TRANS SUBS	ENGLISHTOWN SUB	35300 - Station Equipment	Switchgear	\$340,343.01	\$94,545.67	\$245,797.34
JCP&L Jersey Central Pwr & Lht	JCPL TRANS SUBS	ENGLISHTOWN SUB	35300 - Station Equipment	Circuit Breaker	\$354,246.11	\$98,407.89	\$255,838.22
JCP&L Jersey Central Pwr & Lht	JCPL TRANS SUBS	ENGLISHTOWN SUB	35300 - Station Equipment	Transformer, Station Service : Each	\$444,767.27	\$96,596.07	\$348,171.20
JCP&L Jersey Central Pwr & Lht	JCPL TRANS SUBS	ENGLISHTOWN SUB	35300 - Station Equipment	Switchgear	\$486,625.12	\$41,332.24	\$445,292.88
JCP&L Jersey Central Pwr & Lht	JCPL TRANS SUBS	ENGLISHTOWN SUB	35300 - Station Equipment	Grounding System, Station	\$556,035.81	\$47,227.75	\$508,808.06
JCP&L Jersey Central Pwr & Lht	JCPL TRANS SUBS	ENGLISHTOWN SUB	35300 - Station Equipment	Switch	\$1,383,165.76	\$117,481.28	\$1,265,684.48
JCP&L Jersey Central Pwr & Lht	JCPL TRANS SUBS	ENGLISHTOWN SUB	35300 - Station Equipment	Circuit Breaker	\$1,394,517.69	\$118,445.47	\$1,276,072.22
JCP&L Jersey Central Pwr & Lht	JCPL TRANS SUBS	ENGLISHTOWN SUB	35300 - Station Equipment	Transformer, Power	\$4,089,402.14	\$1,136,016.54	\$2,953,385.60
JCP&L Jersey Central Pwr & Lht	JCPL TRANS SUBS	ENGLISHTOWN SUB	35300 - Station Equipment	Transformer, Power	\$7,443,345.73	\$632,211.83	\$6,811,133.90
		ENGLISHTOWN SUB Total			\$20,737,781.07	\$3,457,840.02	\$17,279,941.05
JCP&L Jersey Central Pwr & Lht	JCPL DIST SUBS	FARMINGDALE SUB	35300 - Station Equipment	Non-Unitized	\$21,280.12	\$179.61	\$21,100.51
		FARMINGDALE SUB Total			\$21,280.12	\$179.61	\$21,100.51
JCP&L Jersey Central Pwr & Lht	JCPL DIST SUBS	FELTUS STREET SUB	35300 - Station Equipment	Minor Station Equipment	\$29.28	\$20.14	\$9.14
JCP&L Jersey Central Pwr & Lht	JCPL DIST SUBS	FELTUS STREET SUB	35300 - Station Equipment	Minor Station Equipment	\$32.77	\$31.88	\$0.89
JCP&L Jersey Central Pwr & Lht	JCPL DIST SUBS	FELTUS STREET SUB	35300 - Station Equipment	Minor Station Equipment	\$41.29	\$30.93	\$10.36
JCP&L Jersey Central Pwr & Lht	JCPL DIST SUBS	FELTUS STREET SUB	35300 - Station Equipment	Minor Station Equipment	\$57.50	\$43.76	\$13.74
JCP&L Jersey Central Pwr & Lht	JCPL DIST SUBS	FELTUS STREET SUB	35300 - Station Equipment	Minor Station Equipment	\$89.00	\$52.78	\$36.22
JCP&L Jersey Central Pwr & Lht	JCPL DIST SUBS	FELTUS STREET SUB	35300 - Station Equipment	Minor Station Equipment	\$93.74	\$50.36	\$43.38
JCP&L Jersey Central Pwr & Lht	JCPL DIST SUBS	FELTUS STREET SUB	35300 - Station Equipment	Minor Station Equipment	\$102.06	\$81.41	\$20.65

Company	Major Location	Asset Location	Utility Account	Asset Retirement Unit	Book Cost	Allocated Reserve	Net Book Value
JCP&L Jersey Central Pwr & Lht	JCPL DIST SUBS	FELTUS STREET SUB	35300 - Station Equipment	Minor Station Equipment	\$103.49	\$31.90	\$71.59
JCP&L Jersey Central Pwr & Lht	JCPL DIST SUBS	FELTUS STREET SUB	35300 - Station Equipment	Minor Station Equipment	\$134.82	\$86.25	\$48.57
JCP&L Jersey Central Pwr & Lht	JCPL DIST SUBS	FELTUS STREET SUB	35300 - Station Equipment	Switchgear	\$144.34	\$82.33	\$62.01
JCP&L Jersey Central Pwr & Lht	JCPL DIST SUBS	FELTUS STREET SUB	35300 - Station Equipment	Minor Station Equipment	\$165.73	\$116.00	\$49.73
JCP&L Jersey Central Pwr & Lht	JCPL DIST SUBS	FELTUS STREET SUB	35300 - Station Equipment	Minor Station Equipment	\$197.00	\$133.10	\$63.90
JCP&L Jersey Central Pwr & Lht	JCPL DIST SUBS	FELTUS STREET SUB	35300 - Station Equipment	Fire Protection System for Equipmnt	\$198.37	\$94.10	\$104.27
JCP&L Jersey Central Pwr & Lht	JCPL DIST SUBS	FELTUS STREET SUB	35300 - Station Equipment	Minor Station Equipment	\$220.16	\$108.94	\$111.22
JCP&L Jersey Central Pwr & Lht	JCPL DIST SUBS	FELTUS STREET SUB	35300 - Station Equipment	Fire Protection System for Equipmnt	\$223.44	\$103.75	\$119.69
JCP&L Jersey Central Pwr & Lht	JCPL DIST SUBS	FELTUS STREET SUB	35300 - Station Equipment	Minor Station Equipment	\$244.33	\$162.15	\$82.18
JCP&L Jersey Central Pwr & Lht	JCPL DIST SUBS	FELTUS STREET SUB	35300 - Station Equipment	Minor Station Equipment	\$261.99	\$137.92	\$124.07
JCP&L Jersey Central Pwr & Lht	JCPL DIST SUBS	FELTUS STREET SUB	35300 - Station Equipment	Minor Station Equipment	\$268.10	\$146.96	\$121.14
JCP&L Jersey Central Pwr & Lht	JCPL DIST SUBS	FELTUS STREET SUB	35300 - Station Equipment	Fire Protection System for Equipmnt	\$268.60	\$92.21	\$176.39
JCP&L Jersey Central Pwr & Lht	JCPL DIST SUBS	FELTUS STREET SUB	35300 - Station Equipment	Minor Station Equipment	\$327.60	\$183.20	\$144.40
JCP&L Jersey Central Pwr & Lht	JCPL DIST SUBS	FELTUS STREET SUB	35300 - Station Equipment	Minor Station Equipment	\$333.01	\$132.29	\$200.72
JCP&L Jersey Central Pwr & Lht	JCPL DIST SUBS	FELTUS STREET SUB	35300 - Station Equipment	Minor Station Equipment	\$377.51	\$175.29	\$202.22
JCP&L Jersey Central Pwr & Lht	JCPL DIST SUBS	FELTUS STREET SUB	35300 - Station Equipment	Minor Station Equipment	\$380.13	\$221.11	\$159.02
JCP&L Jersey Central Pwr & Lht	JCPL DIST SUBS	FELTUS STREET SUB	35300 - Station Equipment	Minor Station Equipment	\$398.66	\$181.15	\$217.51
JCP&L Jersey Central Pwr & Lht	JCPL DIST SUBS	FELTUS STREET SUB	35300 - Station Equipment	Minor Station Equipment	\$447.70	\$149.74	\$297.96
JCP&L Jersey Central Pwr & Lht	JCPL DIST SUBS	FELTUS STREET SUB	35300 - Station Equipment	Controls and Instrumentation	\$540.40	\$214.68	\$325.72
JCP&L Jersey Central Pwr & Lht	JCPL DIST SUBS	FELTUS STREET SUB	35300 - Station Equipment	Minor Station Equipment	\$595.00	\$366.65	\$228.35
JCP&L Jersey Central Pwr & Lht	JCPL DIST SUBS	FELTUS STREET SUB	35300 - Station Equipment	Minor Station Equipment	\$633.83	\$269.60	\$364.23
JCP&L Jersey Central Pwr & Lht	JCPL DIST SUBS	FELTUS STREET SUB	35300 - Station Equipment	Switchgear	\$836.35	\$515.38	\$320.97
JCP&L Jersey Central Pwr & Lht	JCPL DIST SUBS	FELTUS STREET SUB	35300 - Station Equipment	Microwave System	\$883.41	\$375.76	\$507.65
JCP&L Jersey Central Pwr & Lht	JCPL DIST SUBS	FELTUS STREET SUB	35300 - Station Equipment	Partitions	\$1,040.04	\$394.17	\$645.87
JCP&L Jersey Central Pwr & Lht	JCPL DIST SUBS	FELTUS STREET SUB	35300 - Station Equipment	Microwave System	\$1,539.39	\$777.74	\$761.65
JCP&L Jersey Central Pwr & Lht	JCPL DIST SUBS	FELTUS STREET SUB	35300 - Station Equipment	Switchgear	\$1,592.86	\$788.17	\$804.69
JCP&L Jersey Central Pwr & Lht	JCPL DIST SUBS	FELTUS STREET SUB	35300 - Station Equipment	Minor Station Equipment	\$1,848.09	\$1,054.12	\$793.97
JCP&L Jersey Central Pwr & Lht	JCPL DIST SUBS	FELTUS STREET SUB	35300 - Station Equipment	HVAC	\$2,024.80	\$606.30	\$1,418.50
JCP&L Jersey Central Pwr & Lht	JCPL DIST SUBS	FELTUS STREET SUB	35300 - Station Equipment	Minor Station Equipment	\$2,033.75	\$826.78	\$1,206.97
JCP&L Jersey Central Pwr & Lht	JCPL DIST SUBS	FELTUS STREET SUB	35300 - Station Equipment	Minor Station Equipment	\$2,035.39	\$904.95	\$1,130.44
JCP&L Jersey Central Pwr & Lht	JCPL DIST SUBS	FELTUS STREET SUB	35300 - Station Equipment	Minor Station Equipment	\$2,078.28	\$676.91	\$1,401.37
JCP&L Jersey Central Pwr & Lht	JCPL DIST SUBS	FELTUS STREET SUB	35300 - Station Equipment	Controls and Instrumentation	\$2,252.93	\$1,023.76	\$1,229.17
JCP&L Jersey Central Pwr & Lht	JCPL DIST SUBS	FELTUS STREET SUB	35300 - Station Equipment	Microwave System	\$2,470.87	\$981.58	\$1,489.29
JCP&L Jersey Central Pwr & Lht	JCPL DIST SUBS	FELTUS STREET SUB	35300 - Station Equipment	Controls and Instrumentation	\$3,135.91	\$1,519.42	\$1,616.49
JCP&L Jersey Central Pwr & Lht	JCPL DIST SUBS	FELTUS STREET SUB	35300 - Station Equipment	Switchgear	\$3,317.34	\$1,138.79	\$2,178.55
JCP&L Jersey Central Pwr & Lht	JCPL DIST SUBS	FELTUS STREET SUB	35300 - Station Equipment	Controls and Instrumentation	\$3,318.42	\$993.65	\$2,324.77
JCP&L Jersey Central Pwr & Lht	JCPL DIST SUBS	FELTUS STREET SUB	35300 - Station Equipment	Microwave System	\$3,737.26	\$1,625.44	\$2,111.82
JCP&L Jersey Central Pwr & Lht	JCPL DIST SUBS	FELTUS STREET SUB	35300 - Station Equipment	Battery System	\$4,031.15	\$1,912.24	\$2,118.91
JCP&L Jersey Central Pwr & Lht	JCPL DIST SUBS	FELTUS STREET SUB	35300 - Station Equipment	Controls and Instrumentation	\$4,143.43	\$1,842.20	\$2,301.23
JCP&L Jersey Central Pwr & Lht	JCPL DIST SUBS	FELTUS STREET SUB	35300 - Station Equipment	Switchgear	\$4,232.80	\$1,840.96	\$2,391.84
JCP&L Jersey Central Pwr & Lht	JCPL DIST SUBS	FELTUS STREET SUB	35300 - Station Equipment	Minor Station Equipment	\$6,043.31	\$2,235.88	\$3,807.43
JCP&L Jersey Central Pwr & Lht	JCPL DIST SUBS	FELTUS STREET SUB	35300 - Station Equipment	Controls and Instrumentation	\$6,923.84	\$2,561.65	\$4,362.19
JCP&L Jersey Central Pwr & Lht	JCPL DIST SUBS	FELTUS STREET SUB	35300 - Station Equipment	Controls and Instrumentation	\$7,164.89	\$4,415.13	\$2,749.76
JCP&L Jersey Central Pwr & Lht	JCPL DIST SUBS	FELTUS STREET SUB	35300 - Station Equipment	Partitions	\$8,487.77	\$3,450.53	\$5,037.24
JCP&L Jersey Central Pwr & Lht	JCPL DIST SUBS	FELTUS STREET SUB	35300 - Station Equipment	Controls and Instrumentation	\$9,025.93	\$5,148.26	\$3,877.67
JCP&L Jersey Central Pwr & Lht	JCPL DIST SUBS	FELTUS STREET SUB	35300 - Station Equipment	Minor Station Equipment	\$10,532.07	\$3,338.11	\$7,193.96
JCP&L Jersey Central Pwr & Lht	JCPL DIST SUBS	FELTUS STREET SUB	35300 - Station Equipment	Switchgear	\$11,374.45	\$3,704.71	\$7,669.74
JCP&L Jersey Central Pwr & Lht	JCPL DIST SUBS	FELTUS STREET SUB	35300 - Station Equipment	Controls and Instrumentation	\$12,641.78	\$7,353.35	\$5,288.43
JCP&L Jersey Central Pwr & Lht	JCPL DIST SUBS	FELTUS STREET SUB	35300 - Station Equipment	Carrier Equipment System	\$13,621.52	\$4,917.66	\$8,703.86
JCP&L Jersey Central Pwr & Lht	JCPL DIST SUBS	FELTUS STREET SUB	35300 - Station Equipment	Minor Station Equipment	\$13,890.54	\$4,037.37	\$9,853.17
JCP&L Jersey Central Pwr & Lht	JCPL DIST SUBS	FELTUS STREET SUB	35300 - Station Equipment	Controls and Instrumentation	\$15,360.00	\$8,252.02	\$7,107.98
JCP&L Jersey Central Pwr & Lht	JCPL DIST SUBS	FELTUS STREET SUB	35300 - Station Equipment	Minor Station Equipment	\$16,153.44	\$7,662.63	\$8,490.81
JCP&L Jersey Central Pwr & Lht	JCPL DIST SUBS	FELTUS STREET SUB	35300 - Station Equipment	Controls and Instrumentation	\$20,159.07	\$11,050.50	\$9,108.57
JCP&L Jersey Central Pwr & Lht	JCPL DIST SUBS	FELTUS STREET SUB	35300 - Station Equipment	Minor Station Equipment	\$22,428.80	\$8,500.34	\$13,928.46
JCP&L Jersey Central Pwr & Lht	JCPL DIST SUBS	FELTUS STREET SUB	35300 - Station Equipment	HVAC	\$30,555.97	\$12,421.90	\$18,134.07
JCP&L Jersey Central Pwr & Lht	JCPL DIST SUBS	FELTUS STREET SUB	35300 - Station Equipment	Lighting/Power System	\$39,427.27	\$16,028.34	\$23,398.93
JCP&L Jersey Central Pwr & Lht	JCPL DIST SUBS	FELTUS STREET SUB	35300 - Station Equipment	Battery System	\$39,977.80	\$9,090.34	\$30,887.46
JCP&L Jersey Central Pwr & Lht	JCPL DIST SUBS	FELTUS STREET SUB	35300 - Station Equipment	Microwave System	\$43,729.58	\$20,743.80	\$22,985.78

Company	Major Location	Asset Location	Utility Account	Asset Retirement Unit	Book Cost	Allocated Reserve	Net Book Value
JCP&L Jersey Central Pwr & Lht	JCPL DIST SUBS	FELTUS STREET SUB	35300 - Station Equipment	Controls and Instrumentation	\$48,391.37	\$13,638.75	\$34,752.62
JCP&L Jersey Central Pwr & Lht	JCPL DIST SUBS	FELTUS STREET SUB	35300 - Station Equipment	Battery System	\$54,712.62	\$21,735.28	\$32,977.34
JCP&L Jersey Central Pwr & Lht	JCPL DIST SUBS	FELTUS STREET SUB	35300 - Station Equipment	Switchgear	\$55,703.67	\$26,423.90	\$29,279.77
JCP&L Jersey Central Pwr & Lht	JCPL DIST SUBS	FELTUS STREET SUB	35300 - Station Equipment	Controls and Instrumentation	\$103,064.28	\$27,214.77	\$75,849.51
JCP&L Jersey Central Pwr & Lht	JCPL DIST SUBS	FELTUS STREET SUB	35300 - Station Equipment	Controls and Instrumentation	\$280,301.82	\$106,232.09	\$174,069.73
FELTUS STREET SUB Total					\$923,134.11	\$353,456.20	\$569,677.91
JCP&L Jersey Central Pwr & Lht	JCPL SUB-TRANS SUBS	FLANDERS SUB	35300 - Station Equipment	Relays	(\$170.60)	(\$20.78)	(\$149.82)
JCP&L Jersey Central Pwr & Lht	JCPL SUB-TRANS SUBS	FLANDERS SUB	35300 - Station Equipment	Relays	\$170.60	\$18.67	\$151.93
JCP&L Jersey Central Pwr & Lht	JCPL SUB-TRANS SUBS	FLANDERS SUB	35300 - Station Equipment	Minor Station Equipment	\$372.39	\$147.94	\$224.45
JCP&L Jersey Central Pwr & Lht	JCPL SUB-TRANS SUBS	FLANDERS SUB	35300 - Station Equipment	Arrester, Lightning & Surge Protect	\$2,140.61	\$445.69	\$1,694.92
JCP&L Jersey Central Pwr & Lht	JCPL SUB-TRANS SUBS	FLANDERS SUB	35300 - Station Equipment	Battery System	\$3,440.00	\$1,366.58	\$2,073.42
JCP&L Jersey Central Pwr & Lht	JCPL SUB-TRANS SUBS	FLANDERS SUB	35300 - Station Equipment	Non-Unitized	\$3,921.22	\$159.53	\$3,761.69
JCP&L Jersey Central Pwr & Lht	JCPL SUB-TRANS SUBS	FLANDERS SUB	35300 - Station Equipment	Air Break	\$4,000.00	\$832.83	\$3,167.17
JCP&L Jersey Central Pwr & Lht	JCPL SUB-TRANS SUBS	FLANDERS SUB	35300 - Station Equipment	Minor Station Equipment	\$5,357.91	\$1,317.78	\$4,040.13
JCP&L Jersey Central Pwr & Lht	JCPL SUB-TRANS SUBS	FLANDERS SUB	35300 - Station Equipment	Fuse Equipment	\$6,276.29	\$2,493.34	\$3,782.95
JCP&L Jersey Central Pwr & Lht	JCPL SUB-TRANS SUBS	FLANDERS SUB	35300 - Station Equipment	Grounding System, Station	\$6,976.25	\$1,715.81	\$5,260.44
JCP&L Jersey Central Pwr & Lht	JCPL SUB-TRANS SUBS	FLANDERS SUB	35300 - Station Equipment	Battery System	\$7,294.57	\$1,926.18	\$5,368.39
JCP&L Jersey Central Pwr & Lht	JCPL SUB-TRANS SUBS	FLANDERS SUB	35300 - Station Equipment	Switch	\$7,440.11	\$517.86	\$6,922.25
JCP&L Jersey Central Pwr & Lht	JCPL SUB-TRANS SUBS	FLANDERS SUB	35300 - Station Equipment	Transformer, Instrument	\$7,528.81	\$2,990.91	\$4,537.90
JCP&L Jersey Central Pwr & Lht	JCPL SUB-TRANS SUBS	FLANDERS SUB	35300 - Station Equipment	Cooling Fans	\$9,527.25	\$80.41	\$9,446.84
JCP&L Jersey Central Pwr & Lht	JCPL SUB-TRANS SUBS	FLANDERS SUB	35300 - Station Equipment	Switchgear	\$10,195.00	\$4,939.70	\$5,255.30
JCP&L Jersey Central Pwr & Lht	JCPL SUB-TRANS SUBS	FLANDERS SUB	35300 - Station Equipment	Non-Unitized	\$10,234.86	\$572.63	\$9,662.23
JCP&L Jersey Central Pwr & Lht	JCPL SUB-TRANS SUBS	FLANDERS SUB	35300 - Station Equipment	Circuit Testers	\$12,897.51	\$2,685.36	\$10,212.15
JCP&L Jersey Central Pwr & Lht	JCPL SUB-TRANS SUBS	FLANDERS SUB	35300 - Station Equipment	Arrester, Lightning & Surge Protect	\$14,336.49	\$5,695.35	\$8,641.14
JCP&L Jersey Central Pwr & Lht	JCPL SUB-TRANS SUBS	FLANDERS SUB	35300 - Station Equipment	Circuit Breaker	\$17,038.25	\$6,768.66	\$10,269.59
JCP&L Jersey Central Pwr & Lht	JCPL SUB-TRANS SUBS	FLANDERS SUB	35300 - Station Equipment	Foundation - Equipment	\$21,054.92	\$8,364.34	\$12,690.58
JCP&L Jersey Central Pwr & Lht	JCPL SUB-TRANS SUBS	FLANDERS SUB	35300 - Station Equipment	Controls and Instrumentation	\$21,292.32	\$4,433.23	\$16,859.09
JCP&L Jersey Central Pwr & Lht	JCPL SUB-TRANS SUBS	FLANDERS SUB	35300 - Station Equipment	Equipment Spill and Leakage System	\$21,911.07	\$5,389.03	\$16,522.04
JCP&L Jersey Central Pwr & Lht	JCPL SUB-TRANS SUBS	FLANDERS SUB	35300 - Station Equipment	Controls and Instrumentation	\$24,908.28	\$9,895.13	\$15,013.15
JCP&L Jersey Central Pwr & Lht	JCPL SUB-TRANS SUBS	FLANDERS SUB	35300 - Station Equipment	Conduit/Duct System	\$28,539.32	\$11,337.61	\$17,201.71
JCP&L Jersey Central Pwr & Lht	JCPL SUB-TRANS SUBS	FLANDERS SUB	35300 - Station Equipment	Switchgear	\$37,935.82	\$19,166.17	\$18,769.65
JCP&L Jersey Central Pwr & Lht	JCPL SUB-TRANS SUBS	FLANDERS SUB	35300 - Station Equipment	Circuit Breaker	\$39,984.98	\$9,465.92	\$30,519.06
JCP&L Jersey Central Pwr & Lht	JCPL SUB-TRANS SUBS	FLANDERS SUB	35300 - Station Equipment	Grounding System, Station	\$51,011.95	\$20,265.15	\$30,746.80
JCP&L Jersey Central Pwr & Lht	JCPL SUB-TRANS SUBS	FLANDERS SUB	35300 - Station Equipment	Control Wiring	\$54,312.25	\$3,780.35	\$50,531.90
JCP&L Jersey Central Pwr & Lht	JCPL SUB-TRANS SUBS	FLANDERS SUB	35300 - Station Equipment	Capacitor Bank	\$60,000.00	\$12,492.49	\$47,507.51
JCP&L Jersey Central Pwr & Lht	JCPL SUB-TRANS SUBS	FLANDERS SUB	35300 - Station Equipment	Controls and Instrumentation	\$64,030.20	\$15,748.22	\$48,281.98
JCP&L Jersey Central Pwr & Lht	JCPL SUB-TRANS SUBS	FLANDERS SUB	35300 - Station Equipment	Non-Unitized	\$69,574.94	\$1,729.50	\$67,845.44
JCP&L Jersey Central Pwr & Lht	JCPL SUB-TRANS SUBS	FLANDERS SUB	35300 - Station Equipment	Wiring	\$72,248.61	\$17,769.54	\$54,479.07
JCP&L Jersey Central Pwr & Lht	JCPL SUB-TRANS SUBS	FLANDERS SUB	35300 - Station Equipment	Switch	\$77,200.44	\$16,073.76	\$61,126.68
JCP&L Jersey Central Pwr & Lht	JCPL SUB-TRANS SUBS	FLANDERS SUB	35300 - Station Equipment	Wiring	\$103,867.33	\$41,262.61	\$62,604.72
JCP&L Jersey Central Pwr & Lht	JCPL SUB-TRANS SUBS	FLANDERS SUB	35300 - Station Equipment	Transformer, Instrument	\$104,394.96	\$25,675.93	\$78,719.03
JCP&L Jersey Central Pwr & Lht	JCPL SUB-TRANS SUBS	FLANDERS SUB	35300 - Station Equipment	Carrier Equipment System	\$108,209.03	\$26,614.00	\$81,595.03
JCP&L Jersey Central Pwr & Lht	JCPL SUB-TRANS SUBS	FLANDERS SUB	35300 - Station Equipment	Circuit Breaker	\$116,287.20	\$4,731.05	\$111,556.15
JCP&L Jersey Central Pwr & Lht	JCPL SUB-TRANS SUBS	FLANDERS SUB	35300 - Station Equipment	Capacitor Bank	\$116,492.50	\$28,651.32	\$87,841.18
JCP&L Jersey Central Pwr & Lht	JCPL SUB-TRANS SUBS	FLANDERS SUB	35300 - Station Equipment	Transformer, Power	\$121,582.18	\$29,903.12	\$91,679.06
JCP&L Jersey Central Pwr & Lht	JCPL SUB-TRANS SUBS	FLANDERS SUB	35300 - Station Equipment	Switch	\$121,668.38	\$48,334.31	\$73,334.07
JCP&L Jersey Central Pwr & Lht	JCPL SUB-TRANS SUBS	FLANDERS SUB	35300 - Station Equipment	Structure	\$127,495.15	\$26,545.53	\$100,949.62
JCP&L Jersey Central Pwr & Lht	JCPL SUB-TRANS SUBS	FLANDERS SUB	35300 - Station Equipment	Arrester, Lightning & Surge Protect	\$128,304.76	\$31,556.54	\$96,748.22
JCP&L Jersey Central Pwr & Lht	JCPL SUB-TRANS SUBS	FLANDERS SUB	35300 - Station Equipment	Switchgear	\$143,979.61	\$57,197.73	\$86,781.88
JCP&L Jersey Central Pwr & Lht	JCPL SUB-TRANS SUBS	FLANDERS SUB	35300 - Station Equipment	RTU - SCADA	\$148,136.42	\$26,357.39	\$121,779.03
JCP&L Jersey Central Pwr & Lht	JCPL SUB-TRANS SUBS	FLANDERS SUB	35300 - Station Equipment	Minor Station Equipment	\$148,929.86	\$31,008.41	\$117,921.45
JCP&L Jersey Central Pwr & Lht	JCPL SUB-TRANS SUBS	FLANDERS SUB	35300 - Station Equipment	Structure	\$219,768.18	\$87,305.69	\$132,462.49
JCP&L Jersey Central Pwr & Lht	JCPL SUB-TRANS SUBS	FLANDERS SUB	35300 - Station Equipment	Wiring	\$247,988.62	\$51,633.25	\$196,355.37
JCP&L Jersey Central Pwr & Lht	JCPL SUB-TRANS SUBS	FLANDERS SUB	35300 - Station Equipment	Relays	\$258,633.81	\$18,001.95	\$240,631.86
JCP&L Jersey Central Pwr & Lht	JCPL SUB-TRANS SUBS	FLANDERS SUB	35300 - Station Equipment	Switch	\$320,629.71	\$78,858.84	\$241,770.87
JCP&L Jersey Central Pwr & Lht	JCPL SUB-TRANS SUBS	FLANDERS SUB	35300 - Station Equipment	Circuit Breaker	\$334,629.14	\$69,672.52	\$264,956.62
JCP&L Jersey Central Pwr & Lht	JCPL SUB-TRANS SUBS	FLANDERS SUB	35300 - Station Equipment	Switchgear	\$351,769.86	\$73,241.36	\$278,528.50
JCP&L Jersey Central Pwr & Lht	JCPL SUB-TRANS SUBS	FLANDERS SUB	35300 - Station Equipment	Transformer, Power	\$357,605.86	\$142,063.46	\$215,542.40

Company	Major Location	Asset Location	Utility Account	Asset Retirement Unit	Book Cost	Allocated Reserve	Net Book Value
JCP&L Jersey Central Pwr & Lht	JCPL SUB-TRANS SUBS	FLANDERS SUB	35300 - Station Equipment	Structure	\$520,992.57	\$128,138.06	\$392,854.51
JCP&L Jersey Central Pwr & Lht	JCPL SUB-TRANS SUBS	FLANDERS SUB	35300 - Station Equipment	Non-Unitized	\$563,615.98	\$4,757.07	\$558,858.91
JCP&L Jersey Central Pwr & Lht	JCPL SUB-TRANS SUBS	FLANDERS SUB	35300 - Station Equipment	Transformer, Station Service : Each	\$631,149.29	\$131,410.43	\$499,738.86
JCP&L Jersey Central Pwr & Lht	JCPL SUB-TRANS SUBS	FLANDERS SUB	35300 - Station Equipment	Circuit Breaker	\$887,355.18	\$218,244.91	\$669,110.27
		FLANDERS SUB Total			\$6,956,468.20	\$1,571,730.38	\$5,384,737.82
JCP&L Jersey Central Pwr & Lht	JCPL TRANS SUBS	FORKED RIVER CT UNIT #1 SUB	35300 - Station Equipment	Circuit Switcher	\$18,895.36	\$61,921.36	(\$43,026.00)
		FORKED RIVER CT UNIT #1 SUB Total			\$18,895.36	\$61,921.36	(\$43,026.00)
JCP&L Jersey Central Pwr & Lht	JCPL SUB-TRANS SUBS	FRANKLIN SUB	35300 - Station Equipment	Equipment Spill and Leakage System	\$8.37	\$5.35	\$3.02
JCP&L Jersey Central Pwr & Lht	JCPL SUB-TRANS SUBS	FRANKLIN SUB	35300 - Station Equipment	Minor Station Equipment	\$19.55	\$9.68	\$9.87
JCP&L Jersey Central Pwr & Lht	JCPL SUB-TRANS SUBS	FRANKLIN SUB	35300 - Station Equipment	Minor Station Equipment	\$25.11	\$16.06	\$9.05
JCP&L Jersey Central Pwr & Lht	JCPL SUB-TRANS SUBS	FRANKLIN SUB	35300 - Station Equipment	Non-Unitized	\$44.40	\$2.48	\$41.92
JCP&L Jersey Central Pwr & Lht	JCPL SUB-TRANS SUBS	FRANKLIN SUB	35300 - Station Equipment	Controls and Instrumentation	\$46.59	\$20.72	\$25.87
JCP&L Jersey Central Pwr & Lht	JCPL SUB-TRANS SUBS	FRANKLIN SUB	35300 - Station Equipment	Minor Station Equipment	\$52.71	\$42.68	\$10.03
JCP&L Jersey Central Pwr & Lht	JCPL SUB-TRANS SUBS	FRANKLIN SUB	35300 - Station Equipment	Grounding System, Station	\$65.37	\$28.43	\$36.94
JCP&L Jersey Central Pwr & Lht	JCPL SUB-TRANS SUBS	FRANKLIN SUB	35300 - Station Equipment	Fire Protection System for Equipmnt	\$75.50	\$47.41	\$28.09
JCP&L Jersey Central Pwr & Lht	JCPL SUB-TRANS SUBS	FRANKLIN SUB	35300 - Station Equipment	Minor Station Equipment	\$76.25	\$57.11	\$19.14
JCP&L Jersey Central Pwr & Lht	JCPL SUB-TRANS SUBS	FRANKLIN SUB	35300 - Station Equipment	Fire Protection System for Equipmnt	\$80.67	\$54.51	\$26.16
JCP&L Jersey Central Pwr & Lht	JCPL SUB-TRANS SUBS	FRANKLIN SUB	35300 - Station Equipment	Minor Station Equipment	\$115.74	\$71.32	\$44.42
JCP&L Jersey Central Pwr & Lht	JCPL SUB-TRANS SUBS	FRANKLIN SUB	35300 - Station Equipment	Grounding System, Station	\$183.33	\$132.80	\$50.53
JCP&L Jersey Central Pwr & Lht	JCPL SUB-TRANS SUBS	FRANKLIN SUB	35300 - Station Equipment	Controls and Instrumentation	\$192.16	\$120.66	\$71.50
JCP&L Jersey Central Pwr & Lht	JCPL SUB-TRANS SUBS	FRANKLIN SUB	35300 - Station Equipment	Switchgear	\$207.21	\$135.03	\$72.18
JCP&L Jersey Central Pwr & Lht	JCPL SUB-TRANS SUBS	FRANKLIN SUB	35300 - Station Equipment	Wiring	\$230.16	\$81.05	\$149.11
JCP&L Jersey Central Pwr & Lht	JCPL SUB-TRANS SUBS	FRANKLIN SUB	35300 - Station Equipment	Controls and Instrumentation	\$254.52	\$184.37	\$70.15
JCP&L Jersey Central Pwr & Lht	JCPL SUB-TRANS SUBS	FRANKLIN SUB	35300 - Station Equipment	Wood Pole	\$256.04	\$113.84	\$142.20
JCP&L Jersey Central Pwr & Lht	JCPL SUB-TRANS SUBS	FRANKLIN SUB	35300 - Station Equipment	Transformer, Power	\$320.83	\$152.20	\$168.63
JCP&L Jersey Central Pwr & Lht	JCPL SUB-TRANS SUBS	FRANKLIN SUB	35300 - Station Equipment	Conduit/Duct System	\$347.54	\$182.96	\$164.58
JCP&L Jersey Central Pwr & Lht	JCPL SUB-TRANS SUBS	FRANKLIN SUB	35300 - Station Equipment	Minor Station Equipment	\$397.61	\$180.68	\$216.93
JCP&L Jersey Central Pwr & Lht	JCPL SUB-TRANS SUBS	FRANKLIN SUB	35300 - Station Equipment	Capacitor Bank	\$399.66	\$181.61	\$218.05
JCP&L Jersey Central Pwr & Lht	JCPL SUB-TRANS SUBS	FRANKLIN SUB	35300 - Station Equipment	Grounding System, Station	\$451.19	\$223.25	\$227.94
JCP&L Jersey Central Pwr & Lht	JCPL SUB-TRANS SUBS	FRANKLIN SUB	35300 - Station Equipment	Wood Pole	\$456.02	\$281.01	\$175.01
JCP&L Jersey Central Pwr & Lht	JCPL SUB-TRANS SUBS	FRANKLIN SUB	35300 - Station Equipment	Minor Station Equipment	\$461.45	\$289.76	\$171.69
JCP&L Jersey Central Pwr & Lht	JCPL SUB-TRANS SUBS	FRANKLIN SUB	35300 - Station Equipment	Grounding System, Station	\$488.29	\$312.38	\$175.91
JCP&L Jersey Central Pwr & Lht	JCPL SUB-TRANS SUBS	FRANKLIN SUB	35300 - Station Equipment	Controls and Instrumentation	\$533.12	\$263.80	\$269.32
JCP&L Jersey Central Pwr & Lht	JCPL SUB-TRANS SUBS	FRANKLIN SUB	35300 - Station Equipment	Switch	\$564.31	\$279.23	\$285.08
JCP&L Jersey Central Pwr & Lht	JCPL SUB-TRANS SUBS	FRANKLIN SUB	35300 - Station Equipment	Switchgear	\$587.19	\$475.49	\$111.70
JCP&L Jersey Central Pwr & Lht	JCPL SUB-TRANS SUBS	FRANKLIN SUB	35300 - Station Equipment	Wiring	\$765.00	\$215.61	\$549.39
JCP&L Jersey Central Pwr & Lht	JCPL SUB-TRANS SUBS	FRANKLIN SUB	35300 - Station Equipment	Fire Protection System for Equipmnt	\$795.50	\$490.20	\$305.30
JCP&L Jersey Central Pwr & Lht	JCPL SUB-TRANS SUBS	FRANKLIN SUB	35300 - Station Equipment	Conduit/Duct System	\$859.86	\$219.31	\$640.55
JCP&L Jersey Central Pwr & Lht	JCPL SUB-TRANS SUBS	FRANKLIN SUB	35300 - Station Equipment	Arrester, Lightning & Surge Protect	\$884.46	\$437.64	\$446.82
JCP&L Jersey Central Pwr & Lht	JCPL SUB-TRANS SUBS	FRANKLIN SUB	35300 - Station Equipment	Wiring	\$925.38	\$411.43	\$513.95
JCP&L Jersey Central Pwr & Lht	JCPL SUB-TRANS SUBS	FRANKLIN SUB	35300 - Station Equipment	Controls and Instrumentation	\$1,011.90	\$819.41	\$192.49
JCP&L Jersey Central Pwr & Lht	JCPL SUB-TRANS SUBS	FRANKLIN SUB	35300 - Station Equipment	Battery System	\$1,123.13	\$603.39	\$519.74
JCP&L Jersey Central Pwr & Lht	JCPL SUB-TRANS SUBS	FRANKLIN SUB	35300 - Station Equipment	Wiring	\$1,156.48	\$240.78	\$915.70
JCP&L Jersey Central Pwr & Lht	JCPL SUB-TRANS SUBS	FRANKLIN SUB	35300 - Station Equipment	Wood Pole	\$1,243.30	\$1,006.78	\$236.52
JCP&L Jersey Central Pwr & Lht	JCPL SUB-TRANS SUBS	FRANKLIN SUB	35300 - Station Equipment	Controls and Instrumentation	\$1,340.21	\$401.30	\$938.91
JCP&L Jersey Central Pwr & Lht	JCPL SUB-TRANS SUBS	FRANKLIN SUB	35300 - Station Equipment	Minor Station Equipment	\$1,347.52	\$753.55	\$593.97
JCP&L Jersey Central Pwr & Lht	JCPL SUB-TRANS SUBS	FRANKLIN SUB	35300 - Station Equipment	Switchgear	\$1,490.19	\$833.33	\$656.86
JCP&L Jersey Central Pwr & Lht	JCPL SUB-TRANS SUBS	FRANKLIN SUB	35300 - Station Equipment	Minor Station Equipment	\$1,510.93	\$600.23	\$910.70
JCP&L Jersey Central Pwr & Lht	JCPL SUB-TRANS SUBS	FRANKLIN SUB	35300 - Station Equipment	Grounding System, Station	\$1,518.15	\$1,229.35	\$288.80
JCP&L Jersey Central Pwr & Lht	JCPL SUB-TRANS SUBS	FRANKLIN SUB	35300 - Station Equipment	Grounding System, Station	\$1,530.00	\$431.22	\$1,098.78
JCP&L Jersey Central Pwr & Lht	JCPL SUB-TRANS SUBS	FRANKLIN SUB	35300 - Station Equipment	Arrester, Lightning & Surge Protect	\$1,674.93	\$1,032.12	\$642.81
JCP&L Jersey Central Pwr & Lht	JCPL SUB-TRANS SUBS	FRANKLIN SUB	35300 - Station Equipment	Arrester, Lightning & Surge Protect	\$1,729.82	\$752.35	\$977.47
JCP&L Jersey Central Pwr & Lht	JCPL SUB-TRANS SUBS	FRANKLIN SUB	35300 - Station Equipment	Battery System	\$1,783.14	\$810.28	\$972.86
JCP&L Jersey Central Pwr & Lht	JCPL SUB-TRANS SUBS	FRANKLIN SUB	35300 - Station Equipment	Arrester, Lightning & Surge Protect	\$1,805.56	\$1,155.10	\$650.46
JCP&L Jersey Central Pwr & Lht	JCPL SUB-TRANS SUBS	FRANKLIN SUB	35300 - Station Equipment	Switch	\$1,817.00	\$1,316.19	\$500.81
JCP&L Jersey Central Pwr & Lht	JCPL SUB-TRANS SUBS	FRANKLIN SUB	35300 - Station Equipment	Wood Pole	\$1,913.25	\$869.39	\$1,043.86
JCP&L Jersey Central Pwr & Lht	JCPL SUB-TRANS SUBS	FRANKLIN SUB	35300 - Station Equipment	Bus-Insulators	\$1,933.97	\$161.27	\$1,772.70
JCP&L Jersey Central Pwr & Lht	JCPL SUB-TRANS SUBS	FRANKLIN SUB	35300 - Station Equipment	Arrester, Lightning & Surge Protect	\$2,189.02	\$994.71	\$1,194.31

Company	Major Location	Asset Location	Utility Account	Asset Retirement Unit	Book Cost	Allocated Reserve	Net Book Value
JCP&L Jersey Central Pwr & Lht	JCPL SUB-TRANS SUBS	FRANKLIN SUB	35300 - Station Equipment	Switchgear	\$2,527.69	\$1,441.76	\$1,085.93
JCP&L Jersey Central Pwr & Lht	JCPL SUB-TRANS SUBS	FRANKLIN SUB	35300 - Station Equipment	Foundation - Equipment	\$2,534.35	\$758.87	\$1,775.48
JCP&L Jersey Central Pwr & Lht	JCPL SUB-TRANS SUBS	FRANKLIN SUB	35300 - Station Equipment	Grounding System, Station	\$2,591.60	\$1,596.99	\$994.61
JCP&L Jersey Central Pwr & Lht	JCPL SUB-TRANS SUBS	FRANKLIN SUB	35300 - Station Equipment	Transformer, Power	\$2,710.82	\$1,231.82	\$1,479.00
JCP&L Jersey Central Pwr & Lht	JCPL SUB-TRANS SUBS	FRANKLIN SUB	35300 - Station Equipment	Structural Steel Support	\$2,724.57	\$364.27	\$2,360.30
JCP&L Jersey Central Pwr & Lht	JCPL SUB-TRANS SUBS	FRANKLIN SUB	35300 - Station Equipment	Transformer, Instrument	\$2,777.46	\$1,103.38	\$1,674.08
JCP&L Jersey Central Pwr & Lht	JCPL SUB-TRANS SUBS	FRANKLIN SUB	35300 - Station Equipment	Conduit/Duct System	\$2,932.58	\$1,451.08	\$1,481.50
JCP&L Jersey Central Pwr & Lht	JCPL SUB-TRANS SUBS	FRANKLIN SUB	35300 - Station Equipment	Arrester, Lightning & Surge Protect	\$3,051.00	\$1,074.36	\$1,976.64
JCP&L Jersey Central Pwr & Lht	JCPL SUB-TRANS SUBS	FRANKLIN SUB	35300 - Station Equipment	Wiring	\$3,099.28	\$1,982.76	\$1,116.52
JCP&L Jersey Central Pwr & Lht	JCPL SUB-TRANS SUBS	FRANKLIN SUB	35300 - Station Equipment	Conduit/Duct System	\$3,223.08	\$1,464.59	\$1,758.49
JCP&L Jersey Central Pwr & Lht	JCPL SUB-TRANS SUBS	FRANKLIN SUB	35300 - Station Equipment	Switchgear	\$3,243.59	\$1,288.55	\$1,955.04
JCP&L Jersey Central Pwr & Lht	JCPL SUB-TRANS SUBS	FRANKLIN SUB	35300 - Station Equipment	Switch	\$3,316.12	\$1,317.37	\$1,998.75
JCP&L Jersey Central Pwr & Lht	JCPL SUB-TRANS SUBS	FRANKLIN SUB	35300 - Station Equipment	Foundation - Equipment	\$3,474.45	\$1,578.82	\$1,895.63
JCP&L Jersey Central Pwr & Lht	JCPL SUB-TRANS SUBS	FRANKLIN SUB	35300 - Station Equipment	Switchgear	\$3,664.55	\$1,257.98	\$2,406.57
JCP&L Jersey Central Pwr & Lht	JCPL SUB-TRANS SUBS	FRANKLIN SUB	35300 - Station Equipment	Controls and Instrumentation	\$3,887.12	\$1,334.39	\$2,552.73
JCP&L Jersey Central Pwr & Lht	JCPL SUB-TRANS SUBS	FRANKLIN SUB	35300 - Station Equipment	Wiring	\$4,098.99	\$1,045.46	\$3,053.53
JCP&L Jersey Central Pwr & Lht	JCPL SUB-TRANS SUBS	FRANKLIN SUB	35300 - Station Equipment	Controls and Instrumentation	\$4,881.50	\$2,729.79	\$2,151.71
JCP&L Jersey Central Pwr & Lht	JCPL SUB-TRANS SUBS	FRANKLIN SUB	35300 - Station Equipment	Switch	\$5,326.49	\$4,313.21	\$1,013.28
JCP&L Jersey Central Pwr & Lht	JCPL SUB-TRANS SUBS	FRANKLIN SUB	35300 - Station Equipment	Controls and Instrumentation	\$5,486.55	\$3,510.01	\$1,976.54
JCP&L Jersey Central Pwr & Lht	JCPL SUB-TRANS SUBS	FRANKLIN SUB	35300 - Station Equipment	Fuse Equipment	\$5,562.02	\$2,752.17	\$2,809.85
JCP&L Jersey Central Pwr & Lht	JCPL SUB-TRANS SUBS	FRANKLIN SUB	35300 - Station Equipment	Fuse Equipment	\$5,772.63	\$1,472.33	\$4,300.30
JCP&L Jersey Central Pwr & Lht	JCPL SUB-TRANS SUBS	FRANKLIN SUB	35300 - Station Equipment	Wiring	\$5,876.21	\$2,907.64	\$2,968.57
JCP&L Jersey Central Pwr & Lht	JCPL SUB-TRANS SUBS	FRANKLIN SUB	35300 - Station Equipment	Conduit	\$5,968.10	\$797.92	\$5,170.18
JCP&L Jersey Central Pwr & Lht	JCPL SUB-TRANS SUBS	FRANKLIN SUB	35300 - Station Equipment	Control Wiring	\$6,185.75	\$827.01	\$5,358.74
JCP&L Jersey Central Pwr & Lht	JCPL SUB-TRANS SUBS	FRANKLIN SUB	35300 - Station Equipment	Bus	\$6,354.92	\$529.90	\$5,825.02
JCP&L Jersey Central Pwr & Lht	JCPL SUB-TRANS SUBS	FRANKLIN SUB	35300 - Station Equipment	Conduit	\$6,519.24	\$543.60	\$5,975.64
JCP&L Jersey Central Pwr & Lht	JCPL SUB-TRANS SUBS	FRANKLIN SUB	35300 - Station Equipment	Switch	\$6,573.10	\$2,314.60	\$4,258.50
JCP&L Jersey Central Pwr & Lht	JCPL SUB-TRANS SUBS	FRANKLIN SUB	35300 - Station Equipment	Grounding System, Station	\$6,715.01	\$2,667.63	\$4,047.38
JCP&L Jersey Central Pwr & Lht	JCPL SUB-TRANS SUBS	FRANKLIN SUB	35300 - Station Equipment	Structure	\$6,725.86	\$1,715.46	\$5,010.40
JCP&L Jersey Central Pwr & Lht	JCPL SUB-TRANS SUBS	FRANKLIN SUB	35300 - Station Equipment	Arrester, Lightning & Surge Protect	\$6,937.16	\$2,259.46	\$4,677.70
JCP&L Jersey Central Pwr & Lht	JCPL SUB-TRANS SUBS	FRANKLIN SUB	35300 - Station Equipment	CT 34.5KV	\$7,427.00	\$299.42	\$7,127.58
JCP&L Jersey Central Pwr & Lht	JCPL SUB-TRANS SUBS	FRANKLIN SUB	35300 - Station Equipment	Conduit/Duct System	\$8,079.07	\$5,168.57	\$2,910.50
JCP&L Jersey Central Pwr & Lht	JCPL SUB-TRANS SUBS	FRANKLIN SUB	35300 - Station Equipment	Cable, Wiring	\$8,303.44	\$1,110.15	\$7,193.29
JCP&L Jersey Central Pwr & Lht	JCPL SUB-TRANS SUBS	FRANKLIN SUB	35300 - Station Equipment	Arrester, Lightning & Surge Protect	\$8,885.16	\$2,971.93	\$5,913.23
JCP&L Jersey Central Pwr & Lht	JCPL SUB-TRANS SUBS	FRANKLIN SUB	35300 - Station Equipment	Controls and Instrumentation	\$9,023.66	\$3,177.52	\$5,846.14
JCP&L Jersey Central Pwr & Lht	JCPL SUB-TRANS SUBS	FRANKLIN SUB	35300 - Station Equipment	Arrester, Lightning & Surge Protect	\$9,032.98	\$2,303.90	\$6,729.08
JCP&L Jersey Central Pwr & Lht	JCPL SUB-TRANS SUBS	FRANKLIN SUB	35300 - Station Equipment	Grounding System, Station	\$9,114.11	\$2,324.58	\$6,789.53
JCP&L Jersey Central Pwr & Lht	JCPL SUB-TRANS SUBS	FRANKLIN SUB	35300 - Station Equipment	Foundation - Equipment	\$9,203.72	\$3,656.29	\$5,547.43
JCP&L Jersey Central Pwr & Lht	JCPL SUB-TRANS SUBS	FRANKLIN SUB	35300 - Station Equipment	Switch	\$10,900.00	\$4,533.22	\$6,366.78
JCP&L Jersey Central Pwr & Lht	JCPL SUB-TRANS SUBS	FRANKLIN SUB	35300 - Station Equipment	Transformer, Instrument	\$11,031.29	\$5,012.71	\$6,018.58
JCP&L Jersey Central Pwr & Lht	JCPL SUB-TRANS SUBS	FRANKLIN SUB	35300 - Station Equipment	Transformer, Power	\$11,932.00	\$5,904.13	\$6,027.87
JCP&L Jersey Central Pwr & Lht	JCPL SUB-TRANS SUBS	FRANKLIN SUB	35300 - Station Equipment	Controls and Instrumentation	\$13,196.67	\$5,242.55	\$7,954.12
JCP&L Jersey Central Pwr & Lht	JCPL SUB-TRANS SUBS	FRANKLIN SUB	35300 - Station Equipment	Arrester, Lightning & Surge Protect	\$13,370.72	\$5,311.69	\$8,059.03
JCP&L Jersey Central Pwr & Lht	JCPL SUB-TRANS SUBS	FRANKLIN SUB	35300 - Station Equipment	Arrester, Lightning & Surge Protect	\$13,812.46	\$1,151.74	\$12,660.72
JCP&L Jersey Central Pwr & Lht	JCPL SUB-TRANS SUBS	FRANKLIN SUB	35300 - Station Equipment	Battery System	\$14,194.24	\$3,748.08	\$10,446.16
JCP&L Jersey Central Pwr & Lht	JCPL SUB-TRANS SUBS	FRANKLIN SUB	35300 - Station Equipment	Grounding System, Station	\$14,308.56	\$6,501.93	\$7,806.63
JCP&L Jersey Central Pwr & Lht	JCPL SUB-TRANS SUBS	FRANKLIN SUB	35300 - Station Equipment	Switchgear	\$14,791.89	\$9,115.03	\$5,676.86
JCP&L Jersey Central Pwr & Lht	JCPL SUB-TRANS SUBS	FRANKLIN SUB	35300 - Station Equipment	Fuse Equipment	\$14,960.32	\$2,172.97	\$12,787.35
JCP&L Jersey Central Pwr & Lht	JCPL SUB-TRANS SUBS	FRANKLIN SUB	35300 - Station Equipment	Grounding System, Station	\$16,059.45	\$1,339.11	\$14,720.34
JCP&L Jersey Central Pwr & Lht	JCPL SUB-TRANS SUBS	FRANKLIN SUB	35300 - Station Equipment	Switch	\$17,595.00	\$4,959.02	\$12,635.98
JCP&L Jersey Central Pwr & Lht	JCPL SUB-TRANS SUBS	FRANKLIN SUB	35300 - Station Equipment	Switch	\$17,798.17	\$2,379.57	\$15,418.60
JCP&L Jersey Central Pwr & Lht	JCPL SUB-TRANS SUBS	FRANKLIN SUB	35300 - Station Equipment	Switchgear	\$22,070.38	\$7,771.70	\$14,298.68
JCP&L Jersey Central Pwr & Lht	JCPL SUB-TRANS SUBS	FRANKLIN SUB	35300 - Station Equipment	Switchgear	\$23,018.48	\$5,661.31	\$17,357.09
JCP&L Jersey Central Pwr & Lht	JCPL SUB-TRANS SUBS	FRANKLIN SUB	35300 - Station Equipment	Non-Unitized	\$25,663.00	\$216.61	\$25,446.39
JCP&L Jersey Central Pwr & Lht	JCPL SUB-TRANS SUBS	FRANKLIN SUB	35300 - Station Equipment	Non-Unitized	\$26,256.40	\$652.68	\$25,603.72
JCP&L Jersey Central Pwr & Lht	JCPL SUB-TRANS SUBS	FRANKLIN SUB	35300 - Station Equipment	Structure	\$26,298.01	\$10,447.22	\$15,850.79
JCP&L Jersey Central Pwr & Lht	JCPL SUB-TRANS SUBS	FRANKLIN SUB	35300 - Station Equipment	Transformer, Power	\$28,529.10	\$8,542.62	\$19,986.48
JCP&L Jersey Central Pwr & Lht	JCPL SUB-TRANS SUBS	FRANKLIN SUB	35300 - Station Equipment	Transformer, Power	\$30,314.30	\$5,393.71	\$24,920.59

Company	Major Location	Asset Location	Utility Account	Asset Retirement Unit	Book Cost	Allocated Reserve	Net Book Value
JCP&L Jersey Central Pwr & Lht	JCPL SUB-TRANS SUBS	FRANKLIN SUB	35300 - Station Equipment	Structure	\$31,508.60	\$6,560.35	\$24,948.25
JCP&L Jersey Central Pwr & Lht	JCPL SUB-TRANS SUBS	FRANKLIN SUB	35300 - Station Equipment	Wiring	\$34,668.61	\$13,772.54	\$20,896.07
JCP&L Jersey Central Pwr & Lht	JCPL SUB-TRANS SUBS	FRANKLIN SUB	35300 - Station Equipment	Foundation - Equipment	\$35,238.72	\$4,711.33	\$30,527.39
JCP&L Jersey Central Pwr & Lht	JCPL SUB-TRANS SUBS	FRANKLIN SUB	35300 - Station Equipment	Switch	\$36,943.73	\$7,691.99	\$29,251.74
JCP&L Jersey Central Pwr & Lht	JCPL SUB-TRANS SUBS	FRANKLIN SUB	35300 - Station Equipment	Controls and Instrumentation	\$37,162.49	\$3,098.76	\$34,063.73
JCP&L Jersey Central Pwr & Lht	JCPL SUB-TRANS SUBS	FRANKLIN SUB	35300 - Station Equipment	Non-Unitized	\$37,482.48	\$2,097.10	\$35,385.38
JCP&L Jersey Central Pwr & Lht	JCPL SUB-TRANS SUBS	FRANKLIN SUB	35300 - Station Equipment	Structure	\$40,350.30	\$18,335.52	\$22,014.78
JCP&L Jersey Central Pwr & Lht	JCPL SUB-TRANS SUBS	FRANKLIN SUB	35300 - Station Equipment	Bus	\$40,543.45	\$5,420.56	\$35,122.89
JCP&L Jersey Central Pwr & Lht	JCPL SUB-TRANS SUBS	FRANKLIN SUB	35300 - Station Equipment	Under-load Tap Changer (LTC)	\$42,580.69	\$1,716.66	\$40,864.03
JCP&L Jersey Central Pwr & Lht	JCPL SUB-TRANS SUBS	FRANKLIN SUB	35300 - Station Equipment	Bus	\$43,125.43	\$1,754.52	\$41,370.91
JCP&L Jersey Central Pwr & Lht	JCPL SUB-TRANS SUBS	FRANKLIN SUB	35300 - Station Equipment	Circuit Breaker	\$43,200.94	\$15,212.44	\$27,988.50
JCP&L Jersey Central Pwr & Lht	JCPL SUB-TRANS SUBS	FRANKLIN SUB	35300 - Station Equipment	Controls and Instrumentation	\$46,973.09	\$21,344.98	\$25,628.11
JCP&L Jersey Central Pwr & Lht	JCPL SUB-TRANS SUBS	FRANKLIN SUB	35300 - Station Equipment	Switchgear	\$49,584.54	\$24,535.18	\$25,049.36
JCP&L Jersey Central Pwr & Lht	JCPL SUB-TRANS SUBS	FRANKLIN SUB	35300 - Station Equipment	Disconnect Switch	\$51,251.81	\$10,671.05	\$40,580.76
JCP&L Jersey Central Pwr & Lht	JCPL SUB-TRANS SUBS	FRANKLIN SUB	35300 - Station Equipment	Capacitor Bank	\$53,303.42	\$15,023.18	\$38,280.24
JCP&L Jersey Central Pwr & Lht	JCPL SUB-TRANS SUBS	FRANKLIN SUB	35300 - Station Equipment	Switch	\$57,898.93	\$4,827.86	\$53,071.07
JCP&L Jersey Central Pwr & Lht	JCPL SUB-TRANS SUBS	FRANKLIN SUB	35300 - Station Equipment	RTU - SCADA	\$58,879.90	\$7,872.10	\$51,007.80
JCP&L Jersey Central Pwr & Lht	JCPL SUB-TRANS SUBS	FRANKLIN SUB	35300 - Station Equipment	Controls and Instrumentation	\$61,136.95	\$15,593.19	\$45,543.76
JCP&L Jersey Central Pwr & Lht	JCPL SUB-TRANS SUBS	FRANKLIN SUB	35300 - Station Equipment	Non-Unitized	\$61,351.57	\$2,496.04	\$58,855.53
JCP&L Jersey Central Pwr & Lht	JCPL SUB-TRANS SUBS	FRANKLIN SUB	35300 - Station Equipment	Relays	\$65,275.80	\$8,727.22	\$56,548.58
JCP&L Jersey Central Pwr & Lht	JCPL SUB-TRANS SUBS	FRANKLIN SUB	35300 - Station Equipment	Structural Steel Support	\$66,172.01	\$5,517.70	\$60,654.31
JCP&L Jersey Central Pwr & Lht	JCPL SUB-TRANS SUBS	FRANKLIN SUB	35300 - Station Equipment	Switch	\$66,579.19	\$16,981.26	\$49,597.93
JCP&L Jersey Central Pwr & Lht	JCPL SUB-TRANS SUBS	FRANKLIN SUB	35300 - Station Equipment	Capacitor Bank	\$72,734.13	\$15,143.84	\$57,590.29
JCP&L Jersey Central Pwr & Lht	JCPL SUB-TRANS SUBS	FRANKLIN SUB	35300 - Station Equipment	Wiring	\$76,727.57	\$34,865.67	\$41,861.90
JCP&L Jersey Central Pwr & Lht	JCPL SUB-TRANS SUBS	FRANKLIN SUB	35300 - Station Equipment	Switchgear	\$77,042.59	\$19,649.98	\$57,392.61
JCP&L Jersey Central Pwr & Lht	JCPL SUB-TRANS SUBS	FRANKLIN SUB	35300 - Station Equipment	Relaying Equipment	\$77,048.72	\$10,301.23	\$66,747.49
JCP&L Jersey Central Pwr & Lht	JCPL SUB-TRANS SUBS	FRANKLIN SUB	35300 - Station Equipment	Transformer, Instrument	\$84,657.78	\$29,061.70	\$55,596.08
JCP&L Jersey Central Pwr & Lht	JCPL SUB-TRANS SUBS	FRANKLIN SUB	35300 - Station Equipment	Switch	\$85,747.24	\$38,964.28	\$46,782.96
JCP&L Jersey Central Pwr & Lht	JCPL SUB-TRANS SUBS	FRANKLIN SUB	35300 - Station Equipment	Switchgear	\$85,915.07	\$39,040.54	\$46,874.53
JCP&L Jersey Central Pwr & Lht	JCPL SUB-TRANS SUBS	FRANKLIN SUB	35300 - Station Equipment	Circuit Breaker	\$99,896.44	\$45,393.79	\$54,502.65
JCP&L Jersey Central Pwr & Lht	JCPL SUB-TRANS SUBS	FRANKLIN SUB	35300 - Station Equipment	Circuit Breaker	\$119,254.62	\$6,672.19	\$112,582.43
JCP&L Jersey Central Pwr & Lht	JCPL SUB-TRANS SUBS	FRANKLIN SUB	35300 - Station Equipment	Transrupter	\$121,436.46	\$16,235.76	\$105,200.70
JCP&L Jersey Central Pwr & Lht	JCPL SUB-TRANS SUBS	FRANKLIN SUB	35300 - Station Equipment	Minor Station Equipment	\$128,672.24	\$26,790.61	\$101,881.63
JCP&L Jersey Central Pwr & Lht	JCPL SUB-TRANS SUBS	FRANKLIN SUB	35300 - Station Equipment	Foundation - Equipment	\$142,277.88	\$11,863.73	\$130,414.15
JCP&L Jersey Central Pwr & Lht	JCPL SUB-TRANS SUBS	FRANKLIN SUB	35300 - Station Equipment	Transformer, Power	\$146,477.34	\$65,124.85	\$81,352.49
JCP&L Jersey Central Pwr & Lht	JCPL SUB-TRANS SUBS	FRANKLIN SUB	35300 - Station Equipment	Capacitor Bank	\$164,352.72	\$21,973.57	\$142,379.15
JCP&L Jersey Central Pwr & Lht	JCPL SUB-TRANS SUBS	FRANKLIN SUB	35300 - Station Equipment	RTU - SCADA	\$216,047.09	\$38,440.49	\$177,606.60
JCP&L Jersey Central Pwr & Lht	JCPL SUB-TRANS SUBS	FRANKLIN SUB	35300 - Station Equipment	Transformer, Power	\$337,504.79	\$86,081.78	\$251,423.01
JCP&L Jersey Central Pwr & Lht	JCPL SUB-TRANS SUBS	FRANKLIN SUB	35300 - Station Equipment	Circuit Breaker	\$356,096.00	\$29,692.77	\$326,403.23
JCP&L Jersey Central Pwr & Lht	JCPL SUB-TRANS SUBS	FRANKLIN SUB	35300 - Station Equipment	Transformer, Power	\$412,317.88	\$163,798.50	\$248,519.38
		FRANKLIN SUB Total			\$4,474,620.17	\$1,099,490.84	\$3,375,129.33
JCP&L Jersey Central Pwr & Lht	JCPL TL - 230KV	FRANKLIN SUB to HAMBURG SUB	35300 - Station Equipment	Bus-Insulators	\$212.92	\$8.66	\$204.26
JCP&L Jersey Central Pwr & Lht	JCPL TL - 230KV	FRANKLIN SUB to HAMBURG SUB	35300 - Station Equipment	Foundation - Equipment	\$522.94	\$21.28	\$501.66
JCP&L Jersey Central Pwr & Lht	JCPL TL - 230KV	FRANKLIN SUB to HAMBURG SUB	35300 - Station Equipment	Bus	\$1,172.18	\$47.69	\$1,124.49
JCP&L Jersey Central Pwr & Lht	JCPL TL - 230KV	FRANKLIN SUB to HAMBURG SUB	35300 - Station Equipment	Conduit/Duct System	\$1,244.21	\$50.62	\$1,193.59
JCP&L Jersey Central Pwr & Lht	JCPL TL - 230KV	FRANKLIN SUB to HAMBURG SUB	35300 - Station Equipment	Grounding System, Station	\$1,261.96	\$51.34	\$1,210.62
JCP&L Jersey Central Pwr & Lht	JCPL TL - 230KV	FRANKLIN SUB to HAMBURG SUB	35300 - Station Equipment	Transformer, Potential : Each	\$4,640.72	\$188.81	\$4,451.91
JCP&L Jersey Central Pwr & Lht	JCPL TL - 230KV	FRANKLIN SUB to HAMBURG SUB	35300 - Station Equipment	Switch	\$4,905.83	\$199.59	\$4,706.24
JCP&L Jersey Central Pwr & Lht	JCPL TL - 230KV	FRANKLIN SUB to HAMBURG SUB	35300 - Station Equipment	Control Wiring	\$4,970.54	\$202.22	\$4,768.32
JCP&L Jersey Central Pwr & Lht	JCPL TL - 230KV	FRANKLIN SUB to HAMBURG SUB	35300 - Station Equipment	Wiring	\$6,740.83	\$274.25	\$6,466.58
JCP&L Jersey Central Pwr & Lht	JCPL TL - 230KV	FRANKLIN SUB to HAMBURG SUB	35300 - Station Equipment	Fuse Equipment	\$7,095.73	\$288.68	\$6,807.05
JCP&L Jersey Central Pwr & Lht	JCPL TL - 230KV	FRANKLIN SUB to HAMBURG SUB	35300 - Station Equipment	Relays	\$10,840.87	\$441.06	\$10,399.81
JCP&L Jersey Central Pwr & Lht	JCPL TL - 230KV	FRANKLIN SUB to HAMBURG SUB	35300 - Station Equipment	Capacitor Bank	\$177,445.19	\$7,219.21	\$170,225.98
		FRANKLIN SUB to HAMBURG SUB Total			\$221,053.92	\$8,993.42	\$212,060.50
JCP&L Jersey Central Pwr & Lht	JCPL DIST SUBS	FREEHOLD SUB	35300 - Station Equipment	Transformer, Power	\$407,057.33	\$72,426.27	\$334,631.06
		FREEHOLD SUB Total			\$407,057.33	\$72,426.27	\$334,631.06
JCP&L Jersey Central Pwr & Lht	JCPL DIST SUBS	FRENCHTOWN SUB	35300 - Station Equipment	Non-Unitized	(\$24,039.28)	(\$2,041.81)	(\$21,997.47)
JCP&L Jersey Central Pwr & Lht	JCPL DIST SUBS	FRENCHTOWN SUB	35300 - Station Equipment	Non-Unitized	\$24,039.28	\$2,373.26	\$21,666.02

Company	Major Location	Asset Location	Utility Account	Asset Retirement Unit	Book Cost	Allocated Reserve	Net Book Value
		FRECHTOWN SUB Total			\$0.00	\$331.44	(\$331.44)
JCP&L Jersey Central Pwr & Lht	JCPL SUB-TRANS SUBS	FRENEAU SUB	35300 - Station Equipment	Switch	(\$17,723.12)	(\$1,233.60)	(\$16,489.52)
JCP&L Jersey Central Pwr & Lht	JCPL SUB-TRANS SUBS	FRENEAU SUB	35300 - Station Equipment	Non-Unitized	(\$4,112.81)	(\$230.11)	(\$3,882.70)
JCP&L Jersey Central Pwr & Lht	JCPL SUB-TRANS SUBS	FRENEAU SUB	35300 - Station Equipment	Non-Unitized	(\$4.53)	(\$0.19)	(\$4.34)
JCP&L Jersey Central Pwr & Lht	JCPL SUB-TRANS SUBS	FRENEAU SUB	35300 - Station Equipment	Office Furniture	\$8.98	\$5.43	\$3.55
JCP&L Jersey Central Pwr & Lht	JCPL SUB-TRANS SUBS	FRENEAU SUB	35300 - Station Equipment	Controls and Instrumentation	\$13.54	\$6.84	\$6.70
JCP&L Jersey Central Pwr & Lht	JCPL SUB-TRANS SUBS	FRENEAU SUB	35300 - Station Equipment	Misc Tools & Equipment	\$14.00	\$12.33	\$1.67
JCP&L Jersey Central Pwr & Lht	JCPL SUB-TRANS SUBS	FRENEAU SUB	35300 - Station Equipment	Line Wave Trap	\$21.36	\$3.58	\$17.78
JCP&L Jersey Central Pwr & Lht	JCPL SUB-TRANS SUBS	FRENEAU SUB	35300 - Station Equipment	Office Furniture	\$33.17	\$28.43	\$4.74
JCP&L Jersey Central Pwr & Lht	JCPL SUB-TRANS SUBS	FRENEAU SUB	35300 - Station Equipment	Minor Station Equipment	\$44.91	\$28.20	\$16.71
JCP&L Jersey Central Pwr & Lht	JCPL SUB-TRANS SUBS	FRENEAU SUB	35300 - Station Equipment	Minor Station Equipment	\$45.00	\$25.67	\$19.33
JCP&L Jersey Central Pwr & Lht	JCPL SUB-TRANS SUBS	FRENEAU SUB	35300 - Station Equipment	Minor Station Equipment	\$49.18	\$31.46	\$17.72
JCP&L Jersey Central Pwr & Lht	JCPL SUB-TRANS SUBS	FRENEAU SUB	35300 - Station Equipment	Battery System	\$50.00	\$24.74	\$25.26
JCP&L Jersey Central Pwr & Lht	JCPL SUB-TRANS SUBS	FRENEAU SUB	35300 - Station Equipment	Structure	\$50.15	\$25.87	\$24.28
JCP&L Jersey Central Pwr & Lht	JCPL SUB-TRANS SUBS	FRENEAU SUB	35300 - Station Equipment	Misc Tools & Equipment	\$70.07	\$44.00	\$26.07
JCP&L Jersey Central Pwr & Lht	JCPL SUB-TRANS SUBS	FRENEAU SUB	35300 - Station Equipment	Conduit/Duct System	\$77.55	\$38.38	\$39.17
JCP&L Jersey Central Pwr & Lht	JCPL SUB-TRANS SUBS	FRENEAU SUB	35300 - Station Equipment	Minor Station Equipment	\$82.72	\$35.98	\$46.74
JCP&L Jersey Central Pwr & Lht	JCPL SUB-TRANS SUBS	FRENEAU SUB	35300 - Station Equipment	Office Furniture	\$83.62	\$43.13	\$40.49
JCP&L Jersey Central Pwr & Lht	JCPL SUB-TRANS SUBS	FRENEAU SUB	35300 - Station Equipment	Office Furniture	\$84.77	\$67.62	\$17.15
JCP&L Jersey Central Pwr & Lht	JCPL SUB-TRANS SUBS	FRENEAU SUB	35300 - Station Equipment	Misc Tools & Equipment	\$86.70	\$51.42	\$35.28
JCP&L Jersey Central Pwr & Lht	JCPL SUB-TRANS SUBS	FRENEAU SUB	35300 - Station Equipment	Minor Station Equipment	\$97.20	\$83.31	\$13.89
JCP&L Jersey Central Pwr & Lht	JCPL SUB-TRANS SUBS	FRENEAU SUB	35300 - Station Equipment	Office Furniture	\$145.12	\$117.51	\$27.61
JCP&L Jersey Central Pwr & Lht	JCPL SUB-TRANS SUBS	FRENEAU SUB	35300 - Station Equipment	Grounding System, Station	\$145.32	\$70.41	\$74.91
JCP&L Jersey Central Pwr & Lht	JCPL SUB-TRANS SUBS	FRENEAU SUB	35300 - Station Equipment	Office Furniture	\$146.60	\$68.07	\$78.53
JCP&L Jersey Central Pwr & Lht	JCPL SUB-TRANS SUBS	FRENEAU SUB	35300 - Station Equipment	Conduit/Duct System	\$164.19	\$79.55	\$84.64
JCP&L Jersey Central Pwr & Lht	JCPL SUB-TRANS SUBS	FRENEAU SUB	35300 - Station Equipment	Misc Tools & Equipment	\$194.86	\$92.43	\$102.43
JCP&L Jersey Central Pwr & Lht	JCPL SUB-TRANS SUBS	FRENEAU SUB	35300 - Station Equipment	Conduit/Duct System	\$202.50	\$71.30	\$131.20
JCP&L Jersey Central Pwr & Lht	JCPL SUB-TRANS SUBS	FRENEAU SUB	35300 - Station Equipment	Minor Station Equipment	\$224.79	\$104.38	\$120.41
JCP&L Jersey Central Pwr & Lht	JCPL SUB-TRANS SUBS	FRENEAU SUB	35300 - Station Equipment	Fire Protection System for Equipmnt	\$226.11	\$107.26	\$118.85
JCP&L Jersey Central Pwr & Lht	JCPL SUB-TRANS SUBS	FRENEAU SUB	35300 - Station Equipment	Misc Tools & Equipment	\$256.33	\$109.03	\$147.30
JCP&L Jersey Central Pwr & Lht	JCPL SUB-TRANS SUBS	FRENEAU SUB	35300 - Station Equipment	Misc Tools & Equipment	\$279.71	\$147.25	\$132.46
JCP&L Jersey Central Pwr & Lht	JCPL SUB-TRANS SUBS	FRENEAU SUB	35300 - Station Equipment	Capacitor Bank	\$285.06	\$118.55	\$166.51
JCP&L Jersey Central Pwr & Lht	JCPL SUB-TRANS SUBS	FRENEAU SUB	35300 - Station Equipment	Capacitor Bank	\$302.49	\$146.57	\$155.92
JCP&L Jersey Central Pwr & Lht	JCPL SUB-TRANS SUBS	FRENEAU SUB	35300 - Station Equipment	Minor Station Equipment	\$316.15	\$134.48	\$181.67
JCP&L Jersey Central Pwr & Lht	JCPL SUB-TRANS SUBS	FRENEAU SUB	35300 - Station Equipment	Minor Station Equipment	\$376.31	\$182.33	\$193.98
JCP&L Jersey Central Pwr & Lht	JCPL SUB-TRANS SUBS	FRENEAU SUB	35300 - Station Equipment	Minor Station Equipment	\$423.42	\$200.86	\$222.56
JCP&L Jersey Central Pwr & Lht	JCPL SUB-TRANS SUBS	FRENEAU SUB	35300 - Station Equipment	Conduit/Duct System	\$431.37	\$204.62	\$226.75
JCP&L Jersey Central Pwr & Lht	JCPL SUB-TRANS SUBS	FRENEAU SUB	35300 - Station Equipment	Conduit	\$449.12	\$49.14	\$399.98
JCP&L Jersey Central Pwr & Lht	JCPL SUB-TRANS SUBS	FRENEAU SUB	35300 - Station Equipment	Fire Protection System for Equipmnt	\$539.13	\$283.82	\$255.31
JCP&L Jersey Central Pwr & Lht	JCPL SUB-TRANS SUBS	FRENEAU SUB	35300 - Station Equipment	Battery System	\$644.73	\$227.03	\$417.70
JCP&L Jersey Central Pwr & Lht	JCPL SUB-TRANS SUBS	FRENEAU SUB	35300 - Station Equipment	Minor Station Equipment	\$657.51	\$397.52	\$259.99
JCP&L Jersey Central Pwr & Lht	JCPL SUB-TRANS SUBS	FRENEAU SUB	35300 - Station Equipment	Structure	\$697.26	\$337.84	\$359.42
JCP&L Jersey Central Pwr & Lht	JCPL SUB-TRANS SUBS	FRENEAU SUB	35300 - Station Equipment	Grounding System, Station	\$707.31	\$294.16	\$413.15
JCP&L Jersey Central Pwr & Lht	JCPL SUB-TRANS SUBS	FRENEAU SUB	35300 - Station Equipment	Non-Unitized	\$715.47	\$17.79	\$697.68
JCP&L Jersey Central Pwr & Lht	JCPL SUB-TRANS SUBS	FRENEAU SUB	35300 - Station Equipment	Controls and Instrumentation	\$787.20	\$381.42	\$405.78
JCP&L Jersey Central Pwr & Lht	JCPL SUB-TRANS SUBS	FRENEAU SUB	35300 - Station Equipment	Conduit/Duct System	\$806.87	\$335.57	\$471.30
JCP&L Jersey Central Pwr & Lht	JCPL SUB-TRANS SUBS	FRENEAU SUB	35300 - Station Equipment	Fire Protection System for Equipmnt	\$1,122.10	\$466.68	\$655.42
JCP&L Jersey Central Pwr & Lht	JCPL SUB-TRANS SUBS	FRENEAU SUB	35300 - Station Equipment	Grounding System, Station	\$1,306.98	\$568.44	\$738.54
JCP&L Jersey Central Pwr & Lht	JCPL SUB-TRANS SUBS	FRENEAU SUB	35300 - Station Equipment	Office Furniture	\$1,387.00	\$730.17	\$656.83
JCP&L Jersey Central Pwr & Lht	JCPL SUB-TRANS SUBS	FRENEAU SUB	35300 - Station Equipment	Transformer, Power	\$1,408.68	\$612.67	\$796.01
JCP&L Jersey Central Pwr & Lht	JCPL SUB-TRANS SUBS	FRENEAU SUB	35300 - Station Equipment	Capacitor Bank	\$1,489.36	\$662.18	\$827.18
JCP&L Jersey Central Pwr & Lht	JCPL SUB-TRANS SUBS	FRENEAU SUB	35300 - Station Equipment	Fuse Equipment	\$1,576.99	\$830.19	\$746.80
JCP&L Jersey Central Pwr & Lht	JCPL SUB-TRANS SUBS	FRENEAU SUB	35300 - Station Equipment	Wood Pole	\$1,595.82	\$840.10	\$755.72
JCP&L Jersey Central Pwr & Lht	JCPL SUB-TRANS SUBS	FRENEAU SUB	35300 - Station Equipment	Foundation - Equipment	\$1,719.52	\$683.10	\$1,036.42
JCP&L Jersey Central Pwr & Lht	JCPL SUB-TRANS SUBS	FRENEAU SUB	35300 - Station Equipment	Fire Protection System for Equipmnt	\$1,753.62	\$712.90	\$1,040.72
JCP&L Jersey Central Pwr & Lht	JCPL SUB-TRANS SUBS	FRENEAU SUB	35300 - Station Equipment	Conduit/Duct System	\$1,762.09	\$465.29	\$1,296.80
JCP&L Jersey Central Pwr & Lht	JCPL SUB-TRANS SUBS	FRENEAU SUB	35300 - Station Equipment	Grounding System, Station	\$1,869.95	\$271.61	\$1,598.34
JCP&L Jersey Central Pwr & Lht	JCPL SUB-TRANS SUBS	FRENEAU SUB	35300 - Station Equipment	Switchgear	\$1,920.20	\$950.15	\$970.05

Company	Major Location	Asset Location	Utility Account	Asset Retirement Unit	Book Cost	Allocated Reserve	Net Book Value
JCP&L Jersey Central Pwr & Lht	JCPL SUB-TRANS SUBS	FRENEAU SUB	35300 - Station Equipment	Structure	\$1,935.70	\$977.97	\$957.73
JCP&L Jersey Central Pwr & Lht	JCPL SUB-TRANS SUBS	FRENEAU SUB	35300 - Station Equipment	Controls and Instrumentation	\$2,204.26	\$501.22	\$1,703.04
JCP&L Jersey Central Pwr & Lht	JCPL SUB-TRANS SUBS	FRENEAU SUB	35300 - Station Equipment	Controls and Instrumentation	\$2,236.62	\$827.50	\$1,409.12
JCP&L Jersey Central Pwr & Lht	JCPL SUB-TRANS SUBS	FRENEAU SUB	35300 - Station Equipment	Controls and Instrumentation	\$2,237.64	\$909.66	\$1,327.98
JCP&L Jersey Central Pwr & Lht	JCPL SUB-TRANS SUBS	FRENEAU SUB	35300 - Station Equipment	Controls and Instrumentation	\$2,316.22	\$963.30	\$1,352.92
JCP&L Jersey Central Pwr & Lht	JCPL SUB-TRANS SUBS	FRENEAU SUB	35300 - Station Equipment	Grounding System, Station	\$2,398.65	\$1,211.86	\$1,186.79
JCP&L Jersey Central Pwr & Lht	JCPL SUB-TRANS SUBS	FRENEAU SUB	35300 - Station Equipment	Grounding System, Station	\$2,476.00	\$1,330.21	\$1,145.79
JCP&L Jersey Central Pwr & Lht	JCPL SUB-TRANS SUBS	FRENEAU SUB	35300 - Station Equipment	Battery Cell Assembly	\$2,507.05	\$209.05	\$2,298.00
JCP&L Jersey Central Pwr & Lht	JCPL SUB-TRANS SUBS	FRENEAU SUB	35300 - Station Equipment	Wood Pole	\$2,559.25	\$675.79	\$1,883.46
JCP&L Jersey Central Pwr & Lht	JCPL SUB-TRANS SUBS	FRENEAU SUB	35300 - Station Equipment	Capacitor Bank	\$2,596.12	\$1,311.62	\$1,284.50
JCP&L Jersey Central Pwr & Lht	JCPL SUB-TRANS SUBS	FRENEAU SUB	35300 - Station Equipment	Wiring	\$2,639.99	\$1,097.95	\$1,542.04
JCP&L Jersey Central Pwr & Lht	JCPL SUB-TRANS SUBS	FRENEAU SUB	35300 - Station Equipment	Wiring	\$2,676.00	\$942.30	\$1,733.70
JCP&L Jersey Central Pwr & Lht	JCPL SUB-TRANS SUBS	FRENEAU SUB	35300 - Station Equipment	Fuse Equipment	\$2,677.61	\$1,438.52	\$1,239.09
JCP&L Jersey Central Pwr & Lht	JCPL SUB-TRANS SUBS	FRENEAU SUB	35300 - Station Equipment	Cable, Wiring	\$2,693.37	\$109.58	\$2,583.79
JCP&L Jersey Central Pwr & Lht	JCPL SUB-TRANS SUBS	FRENEAU SUB	35300 - Station Equipment	Arrester, Lightning & Surge Protect	\$2,786.85	\$1,321.99	\$1,464.86
JCP&L Jersey Central Pwr & Lht	JCPL SUB-TRANS SUBS	FRENEAU SUB	35300 - Station Equipment	Arrester, Lightning & Surge Protect	\$2,911.48	\$1,156.62	\$1,754.86
JCP&L Jersey Central Pwr & Lht	JCPL SUB-TRANS SUBS	FRENEAU SUB	35300 - Station Equipment	Switchgear	\$2,931.68	\$1,191.82	\$1,739.86
JCP&L Jersey Central Pwr & Lht	JCPL SUB-TRANS SUBS	FRENEAU SUB	35300 - Station Equipment	Controls and Instrumentation	\$2,934.47	\$1,112.14	\$1,822.33
JCP&L Jersey Central Pwr & Lht	JCPL SUB-TRANS SUBS	FRENEAU SUB	35300 - Station Equipment	Transformer, Power	\$3,193.69	\$349.48	\$2,844.21
JCP&L Jersey Central Pwr & Lht	JCPL SUB-TRANS SUBS	FRENEAU SUB	35300 - Station Equipment	Conduit/Duct System	\$3,290.44	\$1,767.76	\$1,522.68
JCP&L Jersey Central Pwr & Lht	JCPL SUB-TRANS SUBS	FRENEAU SUB	35300 - Station Equipment	Switch	\$3,349.88	\$1,692.45	\$1,657.43
JCP&L Jersey Central Pwr & Lht	JCPL SUB-TRANS SUBS	FRENEAU SUB	35300 - Station Equipment	Reactor	\$3,621.75	\$1,610.26	\$2,011.49
JCP&L Jersey Central Pwr & Lht	JCPL SUB-TRANS SUBS	FRENEAU SUB	35300 - Station Equipment	Grounding System, Station	\$3,774.70	\$1,163.34	\$2,611.36
JCP&L Jersey Central Pwr & Lht	JCPL SUB-TRANS SUBS	FRENEAU SUB	35300 - Station Equipment	Arrester, Lightning & Surge Protect	\$3,799.40	\$2,000.16	\$1,799.24
JCP&L Jersey Central Pwr & Lht	JCPL SUB-TRANS SUBS	FRENEAU SUB	35300 - Station Equipment	Controls and Instrumentation	\$3,971.54	\$2,133.67	\$1,837.87
JCP&L Jersey Central Pwr & Lht	JCPL SUB-TRANS SUBS	FRENEAU SUB	35300 - Station Equipment	Conduit/Duct System	\$4,011.96	\$1,744.91	\$2,267.05
JCP&L Jersey Central Pwr & Lht	JCPL SUB-TRANS SUBS	FRENEAU SUB	35300 - Station Equipment	Grounding System, Station	\$4,112.00	\$1,048.78	\$3,063.22
JCP&L Jersey Central Pwr & Lht	JCPL SUB-TRANS SUBS	FRENEAU SUB	35300 - Station Equipment	Microwave System	\$4,210.05	\$1,672.49	\$2,537.56
JCP&L Jersey Central Pwr & Lht	JCPL SUB-TRANS SUBS	FRENEAU SUB	35300 - Station Equipment	Fuse Equipment	\$4,210.64	\$1,751.17	\$2,459.47
JCP&L Jersey Central Pwr & Lht	JCPL SUB-TRANS SUBS	FRENEAU SUB	35300 - Station Equipment	Minor Station Equipment	\$4,276.54	\$2,251.35	\$2,025.19
JCP&L Jersey Central Pwr & Lht	JCPL SUB-TRANS SUBS	FRENEAU SUB	35300 - Station Equipment	Foundation	\$4,279.14	\$572.11	\$3,707.03
JCP&L Jersey Central Pwr & Lht	JCPL SUB-TRANS SUBS	FRENEAU SUB	35300 - Station Equipment	Foundation - Equipment	\$4,466.83	\$1,942.74	\$2,524.09
JCP&L Jersey Central Pwr & Lht	JCPL SUB-TRANS SUBS	FRENEAU SUB	35300 - Station Equipment	Structure	\$4,504.28	\$2,419.88	\$2,084.40
JCP&L Jersey Central Pwr & Lht	JCPL SUB-TRANS SUBS	FRENEAU SUB	35300 - Station Equipment	Steel Pole Fully Dressed	\$4,608.79	\$669.42	\$3,939.37
JCP&L Jersey Central Pwr & Lht	JCPL SUB-TRANS SUBS	FRENEAU SUB	35300 - Station Equipment	Structure	\$4,672.56	\$1,943.28	\$2,729.28
JCP&L Jersey Central Pwr & Lht	JCPL SUB-TRANS SUBS	FRENEAU SUB	35300 - Station Equipment	Fuse Equipment	\$4,970.81	\$2,210.06	\$2,760.75
JCP&L Jersey Central Pwr & Lht	JCPL SUB-TRANS SUBS	FRENEAU SUB	35300 - Station Equipment	Controls and Instrumentation	\$5,253.48	\$2,599.50	\$2,653.98
JCP&L Jersey Central Pwr & Lht	JCPL SUB-TRANS SUBS	FRENEAU SUB	35300 - Station Equipment	Wiring	\$5,285.34	\$2,560.86	\$2,724.48
JCP&L Jersey Central Pwr & Lht	JCPL SUB-TRANS SUBS	FRENEAU SUB	35300 - Station Equipment	Foundation - Equipment	\$5,352.52	\$2,539.05	\$2,813.47
JCP&L Jersey Central Pwr & Lht	JCPL SUB-TRANS SUBS	FRENEAU SUB	35300 - Station Equipment	Transformer, Power	\$5,355.59	\$2,819.40	\$2,536.19
JCP&L Jersey Central Pwr & Lht	JCPL SUB-TRANS SUBS	FRENEAU SUB	35300 - Station Equipment	Arresters and Surge Protectors	\$5,367.82	\$300.32	\$5,067.50
JCP&L Jersey Central Pwr & Lht	JCPL SUB-TRANS SUBS	FRENEAU SUB	35300 - Station Equipment	Grounding System, Station	\$5,371.31	\$718.13	\$4,653.18
JCP&L Jersey Central Pwr & Lht	JCPL SUB-TRANS SUBS	FRENEAU SUB	35300 - Station Equipment	Relays	\$5,420.55	\$724.72	\$4,695.83
JCP&L Jersey Central Pwr & Lht	JCPL SUB-TRANS SUBS	FRENEAU SUB	35300 - Station Equipment	Battery System	\$5,522.48	\$2,455.34	\$3,067.14
JCP&L Jersey Central Pwr & Lht	JCPL SUB-TRANS SUBS	FRENEAU SUB	35300 - Station Equipment	Foundation - Equipment	\$5,787.13	\$3,046.59	\$2,740.54
JCP&L Jersey Central Pwr & Lht	JCPL SUB-TRANS SUBS	FRENEAU SUB	35300 - Station Equipment	Structure	\$5,820.00	\$1,588.76	\$4,231.24
JCP&L Jersey Central Pwr & Lht	JCPL SUB-TRANS SUBS	FRENEAU SUB	35300 - Station Equipment	Relays	\$5,870.32	\$567.37	\$5,302.95
JCP&L Jersey Central Pwr & Lht	JCPL SUB-TRANS SUBS	FRENEAU SUB	35300 - Station Equipment	Microwave System	\$5,914.99	\$2,188.40	\$3,726.59
JCP&L Jersey Central Pwr & Lht	JCPL SUB-TRANS SUBS	FRENEAU SUB	35300 - Station Equipment	Bus	\$6,179.28	\$826.15	\$5,353.13
JCP&L Jersey Central Pwr & Lht	JCPL SUB-TRANS SUBS	FRENEAU SUB	35300 - Station Equipment	Structure	\$6,282.08	\$2,732.24	\$3,549.84
JCP&L Jersey Central Pwr & Lht	JCPL SUB-TRANS SUBS	FRENEAU SUB	35300 - Station Equipment	Controls and Instrumentation	\$6,485.13	\$2,283.62	\$4,201.51
JCP&L Jersey Central Pwr & Lht	JCPL SUB-TRANS SUBS	FRENEAU SUB	35300 - Station Equipment	Transformer, Power	\$7,101.01	\$1,811.14	\$5,289.87
JCP&L Jersey Central Pwr & Lht	JCPL SUB-TRANS SUBS	FRENEAU SUB	35300 - Station Equipment	Transformer, Instrument	\$7,137.54	\$2,968.44	\$4,169.10
JCP&L Jersey Central Pwr & Lht	JCPL SUB-TRANS SUBS	FRENEAU SUB	35300 - Station Equipment	Transformer, Instrument	\$7,373.07	\$3,278.12	\$4,094.95
JCP&L Jersey Central Pwr & Lht	JCPL SUB-TRANS SUBS	FRENEAU SUB	35300 - Station Equipment	Wiring	\$7,717.39	\$4,146.10	\$3,571.29
JCP&L Jersey Central Pwr & Lht	JCPL SUB-TRANS SUBS	FRENEAU SUB	35300 - Station Equipment	Bus-Insulators	\$7,758.51	\$434.08	\$7,324.43
JCP&L Jersey Central Pwr & Lht	JCPL SUB-TRANS SUBS	FRENEAU SUB	35300 - Station Equipment	Switch	\$7,769.80	\$4,174.26	\$3,595.54
JCP&L Jersey Central Pwr & Lht	JCPL SUB-TRANS SUBS	FRENEAU SUB	35300 - Station Equipment	Wiring	\$7,829.76	\$3,405.38	\$4,424.38

Company	Major Location	Asset Location	Utility Account	Asset Retirement Unit	Book Cost	Allocated Reserve	Net Book Value
JCP&L Jersey Central Pwr & Lht	JCPL SUB-TRANS SUBS	FRENEAU SUB	35300 - Station Equipment	Wiring	\$8,195.39	\$1,095.71	\$7,099.68
JCP&L Jersey Central Pwr & Lht	JCPL SUB-TRANS SUBS	FRENEAU SUB	35300 - Station Equipment	Microwave System	\$8,424.71	\$3,664.13	\$4,760.58
JCP&L Jersey Central Pwr & Lht	JCPL SUB-TRANS SUBS	FRENEAU SUB	35300 - Station Equipment	Foundation - Equipment	\$8,536.97	\$3,795.60	\$4,741.37
JCP&L Jersey Central Pwr & Lht	JCPL SUB-TRANS SUBS	FRENEAU SUB	35300 - Station Equipment	Capacitor Bank	\$8,718.80	\$5,271.28	\$3,447.52
JCP&L Jersey Central Pwr & Lht	JCPL SUB-TRANS SUBS	FRENEAU SUB	35300 - Station Equipment	Transformer, Power	\$9,195.26	\$1,636.08	\$7,559.18
JCP&L Jersey Central Pwr & Lht	JCPL SUB-TRANS SUBS	FRENEAU SUB	35300 - Station Equipment	Grounding System, Station	\$9,458.13	\$4,979.15	\$4,478.98
JCP&L Jersey Central Pwr & Lht	JCPL SUB-TRANS SUBS	FRENEAU SUB	35300 - Station Equipment	Controls and Instrumentation	\$9,635.72	\$3,138.39	\$6,497.33
JCP&L Jersey Central Pwr & Lht	JCPL SUB-TRANS SUBS	FRENEAU SUB	35300 - Station Equipment	Controls and Instrumentation	\$9,932.64	\$4,319.97	\$5,612.67
JCP&L Jersey Central Pwr & Lht	JCPL SUB-TRANS SUBS	FRENEAU SUB	35300 - Station Equipment	Relays	\$10,809.95	\$752.42	\$10,057.53
JCP&L Jersey Central Pwr & Lht	JCPL SUB-TRANS SUBS	FRENEAU SUB	35300 - Station Equipment	Circuit Breaker	\$10,954.38	\$5,534.44	\$5,419.94
JCP&L Jersey Central Pwr & Lht	JCPL SUB-TRANS SUBS	FRENEAU SUB	35300 - Station Equipment	Microwave System	\$12,288.93	\$4,218.60	\$8,070.33
JCP&L Jersey Central Pwr & Lht	JCPL SUB-TRANS SUBS	FRENEAU SUB	35300 - Station Equipment	Structure	\$12,481.14	\$5,920.62	\$6,560.52
JCP&L Jersey Central Pwr & Lht	JCPL SUB-TRANS SUBS	FRENEAU SUB	35300 - Station Equipment	Battery Charger	\$12,744.11	\$1,062.65	\$11,681.46
JCP&L Jersey Central Pwr & Lht	JCPL SUB-TRANS SUBS	FRENEAU SUB	35300 - Station Equipment	Switching Equipment	\$12,898.47	\$712.77	\$12,185.70
JCP&L Jersey Central Pwr & Lht	JCPL SUB-TRANS SUBS	FRENEAU SUB	35300 - Station Equipment	Foundation	\$12,929.59	\$1,878.01	\$11,051.58
JCP&L Jersey Central Pwr & Lht	JCPL SUB-TRANS SUBS	FRENEAU SUB	35300 - Station Equipment	Relays	\$13,146.57	\$1,909.52	\$11,237.05
JCP&L Jersey Central Pwr & Lht	JCPL SUB-TRANS SUBS	FRENEAU SUB	35300 - Station Equipment	Conduit/Duct System	\$13,384.87	\$5,951.01	\$7,433.86
JCP&L Jersey Central Pwr & Lht	JCPL SUB-TRANS SUBS	FRENEAU SUB	35300 - Station Equipment	Conduit/Duct System	\$13,758.53	\$6,951.17	\$6,807.36
JCP&L Jersey Central Pwr & Lht	JCPL SUB-TRANS SUBS	FRENEAU SUB	35300 - Station Equipment	Transformer, Instrument	\$13,809.32	\$3,646.44	\$10,162.88
JCP&L Jersey Central Pwr & Lht	JCPL SUB-TRANS SUBS	FRENEAU SUB	35300 - Station Equipment	Switch	\$13,897.01	\$5,779.65	\$8,117.36
JCP&L Jersey Central Pwr & Lht	JCPL SUB-TRANS SUBS	FRENEAU SUB	35300 - Station Equipment	Non-Unitized	\$13,956.40	\$117.80	\$13,838.60
JCP&L Jersey Central Pwr & Lht	JCPL SUB-TRANS SUBS	FRENEAU SUB	35300 - Station Equipment	Switch	\$14,001.23	\$6,641.70	\$7,359.53
JCP&L Jersey Central Pwr & Lht	JCPL SUB-TRANS SUBS	FRENEAU SUB	35300 - Station Equipment	Switchgear	\$14,184.78	\$6,169.35	\$8,015.43
JCP&L Jersey Central Pwr & Lht	JCPL SUB-TRANS SUBS	FRENEAU SUB	35300 - Station Equipment	Structure	\$14,923.34	\$3,940.60	\$10,982.74
JCP&L Jersey Central Pwr & Lht	JCPL SUB-TRANS SUBS	FRENEAU SUB	35300 - Station Equipment	Circuit Breaker	\$15,089.15	\$6,275.45	\$8,813.70
JCP&L Jersey Central Pwr & Lht	JCPL SUB-TRANS SUBS	FRENEAU SUB	35300 - Station Equipment	Switchgear	\$15,528.73	\$5,885.26	\$9,643.47
JCP&L Jersey Central Pwr & Lht	JCPL SUB-TRANS SUBS	FRENEAU SUB	35300 - Station Equipment	Control Wiring	\$15,912.48	\$2,127.46	\$13,785.02
JCP&L Jersey Central Pwr & Lht	JCPL SUB-TRANS SUBS	FRENEAU SUB	35300 - Station Equipment	Wiring	\$16,153.79	\$4,265.51	\$11,888.28
JCP&L Jersey Central Pwr & Lht	JCPL SUB-TRANS SUBS	FRENEAU SUB	35300 - Station Equipment	Controls and Instrumentation	\$16,381.77	\$7,770.95	\$8,610.82
JCP&L Jersey Central Pwr & Lht	JCPL SUB-TRANS SUBS	FRENEAU SUB	35300 - Station Equipment	Circuit Breaker	\$18,068.18	\$7,177.82	\$10,890.36
JCP&L Jersey Central Pwr & Lht	JCPL SUB-TRANS SUBS	FRENEAU SUB	35300 - Station Equipment	Wiring	\$18,456.52	\$9,324.71	\$9,131.81
JCP&L Jersey Central Pwr & Lht	JCPL SUB-TRANS SUBS	FRENEAU SUB	35300 - Station Equipment	Grounding System, Station	\$18,471.86	\$7,338.18	\$11,133.68
JCP&L Jersey Central Pwr & Lht	JCPL SUB-TRANS SUBS	FRENEAU SUB	35300 - Station Equipment	Grounding System, Station	\$18,630.93	\$8,283.45	\$10,347.48
JCP&L Jersey Central Pwr & Lht	JCPL SUB-TRANS SUBS	FRENEAU SUB	35300 - Station Equipment	Conduit	\$18,647.38	\$2,493.11	\$16,154.27
JCP&L Jersey Central Pwr & Lht	JCPL SUB-TRANS SUBS	FRENEAU SUB	35300 - Station Equipment	Microwave System	\$20,182.81	\$5,688.38	\$14,494.43
JCP&L Jersey Central Pwr & Lht	JCPL SUB-TRANS SUBS	FRENEAU SUB	35300 - Station Equipment	Conduit/Duct System	\$20,270.72	\$2,710.14	\$17,560.58
JCP&L Jersey Central Pwr & Lht	JCPL SUB-TRANS SUBS	FRENEAU SUB	35300 - Station Equipment	Controls and Instrumentation	\$20,955.96	\$9,730.29	\$11,225.67
JCP&L Jersey Central Pwr & Lht	JCPL SUB-TRANS SUBS	FRENEAU SUB	35300 - Station Equipment	Battery System	\$21,253.77	\$528.33	\$20,725.44
JCP&L Jersey Central Pwr & Lht	JCPL SUB-TRANS SUBS	FRENEAU SUB	35300 - Station Equipment	Bushings	\$22,239.58	\$1,244.28	\$20,995.30
JCP&L Jersey Central Pwr & Lht	JCPL SUB-TRANS SUBS	FRENEAU SUB	35300 - Station Equipment	Structure	\$22,837.38	\$10,153.66	\$12,683.72
JCP&L Jersey Central Pwr & Lht	JCPL SUB-TRANS SUBS	FRENEAU SUB	35300 - Station Equipment	Structure	\$26,476.29	\$10,518.04	\$15,958.25
JCP&L Jersey Central Pwr & Lht	JCPL SUB-TRANS SUBS	FRENEAU SUB	35300 - Station Equipment	Wiring	\$26,478.53	\$11,772.54	\$14,705.99
JCP&L Jersey Central Pwr & Lht	JCPL SUB-TRANS SUBS	FRENEAU SUB	35300 - Station Equipment	Circuit Breaker	\$27,587.52	\$2,300.37	\$25,287.15
JCP&L Jersey Central Pwr & Lht	JCPL SUB-TRANS SUBS	FRENEAU SUB	35300 - Station Equipment	Conduit/Duct System	\$27,862.70	\$11,068.81	\$16,793.89
JCP&L Jersey Central Pwr & Lht	JCPL SUB-TRANS SUBS	FRENEAU SUB	35300 - Station Equipment	Transformer Equipment	\$28,145.91	\$2,346.92	\$25,798.99
JCP&L Jersey Central Pwr & Lht	JCPL SUB-TRANS SUBS	FRENEAU SUB	35300 - Station Equipment	Reactor	\$28,770.11	\$3,148.33	\$25,621.78
JCP&L Jersey Central Pwr & Lht	JCPL SUB-TRANS SUBS	FRENEAU SUB	35300 - Station Equipment	Controls and Instrumentation	\$29,096.21	\$7,683.04	\$21,413.17
JCP&L Jersey Central Pwr & Lht	JCPL SUB-TRANS SUBS	FRENEAU SUB	35300 - Station Equipment	Microwave System	\$29,349.96	\$9,302.40	\$20,047.56
JCP&L Jersey Central Pwr & Lht	JCPL SUB-TRANS SUBS	FRENEAU SUB	35300 - Station Equipment	Carrier Equipment System	\$30,652.53	\$16,136.76	\$14,515.77
JCP&L Jersey Central Pwr & Lht	JCPL SUB-TRANS SUBS	FRENEAU SUB	35300 - Station Equipment	Capacitor Bank	\$31,428.08	\$19,734.53	\$11,693.55
JCP&L Jersey Central Pwr & Lht	JCPL SUB-TRANS SUBS	FRENEAU SUB	35300 - Station Equipment	Controls and Instrumentation	\$31,660.76	\$16,667.53	\$14,993.23
JCP&L Jersey Central Pwr & Lht	JCPL SUB-TRANS SUBS	FRENEAU SUB	35300 - Station Equipment	Wiring	\$31,985.79	\$12,706.76	\$19,279.03
JCP&L Jersey Central Pwr & Lht	JCPL SUB-TRANS SUBS	FRENEAU SUB	35300 - Station Equipment	Conduit	\$33,243.08	\$1,859.92	\$31,383.16
JCP&L Jersey Central Pwr & Lht	JCPL SUB-TRANS SUBS	FRENEAU SUB	35300 - Station Equipment	Structural Steel Support	\$33,640.80	\$4,886.29	\$28,754.51
JCP&L Jersey Central Pwr & Lht	JCPL SUB-TRANS SUBS	FRENEAU SUB	35300 - Station Equipment	Carrier Equipment System	\$34,476.83	\$3,863.88	\$30,612.95
JCP&L Jersey Central Pwr & Lht	JCPL SUB-TRANS SUBS	FRENEAU SUB	35300 - Station Equipment	Switch	\$34,919.82	\$12,296.39	\$22,623.43
JCP&L Jersey Central Pwr & Lht	JCPL SUB-TRANS SUBS	FRENEAU SUB	35300 - Station Equipment	Switchgear	\$35,032.52	\$13,917.11	\$21,115.41
JCP&L Jersey Central Pwr & Lht	JCPL SUB-TRANS SUBS	FRENEAU SUB	35300 - Station Equipment	Circuit Breaker	\$36,316.00	\$6,836.59	\$29,479.41

Company	Major Location	Asset Location	Utility Account	Asset Retirement Unit	Book Cost	Allocated Reserve	Net Book Value
JCP&L Jersey Central Pwr & Lht	JCPL SUB-TRANS SUBS	FRENEAU SUB	35300 - Station Equipment	Controls and Instrumentation	\$37,151.23	\$12,426.43	\$24,724.80
JCP&L Jersey Central Pwr & Lht	JCPL SUB-TRANS SUBS	FRENEAU SUB	35300 - Station Equipment	Switch	\$38,139.84	\$15,151.54	\$22,988.30
JCP&L Jersey Central Pwr & Lht	JCPL SUB-TRANS SUBS	FRENEAU SUB	35300 - Station Equipment	Transformer, Instrument	\$38,157.05	\$20,087.45	\$18,069.60
JCP&L Jersey Central Pwr & Lht	JCPL SUB-TRANS SUBS	FRENEAU SUB	35300 - Station Equipment	Controls and Instrumentation	\$39,691.89	\$15,768.11	\$23,923.78
JCP&L Jersey Central Pwr & Lht	JCPL SUB-TRANS SUBS	FRENEAU SUB	35300 - Station Equipment	Wiring	\$40,582.83	\$19,251.10	\$21,331.73
JCP&L Jersey Central Pwr & Lht	JCPL SUB-TRANS SUBS	FRENEAU SUB	35300 - Station Equipment	Circuit Breaker	\$41,578.26	\$18,083.52	\$23,494.74
JCP&L Jersey Central Pwr & Lht	JCPL SUB-TRANS SUBS	FRENEAU SUB	35300 - Station Equipment	Bushings	\$42,331.23	\$357.29	\$41,973.94
JCP&L Jersey Central Pwr & Lht	JCPL SUB-TRANS SUBS	FRENEAU SUB	35300 - Station Equipment	Arrester, Lightning & Surge Protect	\$43,670.65	\$13,459.02	\$30,211.63
JCP&L Jersey Central Pwr & Lht	JCPL SUB-TRANS SUBS	FRENEAU SUB	35300 - Station Equipment	Circuit Breaker	\$47,596.29	\$25,056.66	\$22,539.63
JCP&L Jersey Central Pwr & Lht	JCPL SUB-TRANS SUBS	FRENEAU SUB	35300 - Station Equipment	Grounding System, Station	\$48,888.66	\$23,191.09	\$25,697.57
JCP&L Jersey Central Pwr & Lht	JCPL SUB-TRANS SUBS	FRENEAU SUB	35300 - Station Equipment	Switch	\$49,991.28	\$6,683.72	\$43,307.56
JCP&L Jersey Central Pwr & Lht	JCPL SUB-TRANS SUBS	FRENEAU SUB	35300 - Station Equipment	Controls and Instrumentation	\$50,430.86	\$15,542.48	\$34,888.38
JCP&L Jersey Central Pwr & Lht	JCPL SUB-TRANS SUBS	FRENEAU SUB	35300 - Station Equipment	Conduit/Duct System	\$50,810.41	\$26,748.70	\$24,061.71
JCP&L Jersey Central Pwr & Lht	JCPL SUB-TRANS SUBS	FRENEAU SUB	35300 - Station Equipment	Switch	\$51,772.67	\$22,517.34	\$29,255.33
JCP&L Jersey Central Pwr & Lht	JCPL SUB-TRANS SUBS	FRENEAU SUB	35300 - Station Equipment	Controls and Instrumentation	\$52,550.48	\$23,364.32	\$29,186.16
JCP&L Jersey Central Pwr & Lht	JCPL SUB-TRANS SUBS	FRENEAU SUB	35300 - Station Equipment	Switch	\$52,793.18	\$27,792.51	\$25,000.67
JCP&L Jersey Central Pwr & Lht	JCPL SUB-TRANS SUBS	FRENEAU SUB	35300 - Station Equipment	Switchgear	\$53,165.03	\$14,038.56	\$39,126.47
JCP&L Jersey Central Pwr & Lht	JCPL SUB-TRANS SUBS	FRENEAU SUB	35300 - Station Equipment	Foundation - Equipment	\$55,602.68	\$3,110.92	\$52,491.76
JCP&L Jersey Central Pwr & Lht	JCPL SUB-TRANS SUBS	FRENEAU SUB	35300 - Station Equipment	Capacitor Bank	\$55,690.00	\$13,183.87	\$42,506.13
JCP&L Jersey Central Pwr & Lht	JCPL SUB-TRANS SUBS	FRENEAU SUB	35300 - Station Equipment	Switchgear	\$62,515.93	\$32,910.97	\$29,604.96
JCP&L Jersey Central Pwr & Lht	JCPL SUB-TRANS SUBS	FRENEAU SUB	35300 - Station Equipment	Structure	\$62,978.54	\$33,154.50	\$29,824.04
JCP&L Jersey Central Pwr & Lht	JCPL SUB-TRANS SUBS	FRENEAU SUB	35300 - Station Equipment	Conduit/Duct System	\$65,921.75	\$16,813.58	\$49,108.17
JCP&L Jersey Central Pwr & Lht	JCPL SUB-TRANS SUBS	FRENEAU SUB	35300 - Station Equipment	Microwave System	\$73,263.70	\$36,251.99	\$37,011.71
JCP&L Jersey Central Pwr & Lht	JCPL SUB-TRANS SUBS	FRENEAU SUB	35300 - Station Equipment	RTU - SCADA	\$79,674.04	\$4,402.76	\$75,271.28
JCP&L Jersey Central Pwr & Lht	JCPL SUB-TRANS SUBS	FRENEAU SUB	35300 - Station Equipment	Switch	\$79,694.06	\$672.64	\$79,021.42
JCP&L Jersey Central Pwr & Lht	JCPL SUB-TRANS SUBS	FRENEAU SUB	35300 - Station Equipment	Wiring	\$84,036.48	\$44,240.28	\$39,796.20
JCP&L Jersey Central Pwr & Lht	JCPL SUB-TRANS SUBS	FRENEAU SUB	35300 - Station Equipment	Structure	\$84,269.88	\$41,698.01	\$42,571.87
JCP&L Jersey Central Pwr & Lht	JCPL SUB-TRANS SUBS	FRENEAU SUB	35300 - Station Equipment	Switchgear	\$85,301.75	\$21,756.51	\$63,545.24
JCP&L Jersey Central Pwr & Lht	JCPL SUB-TRANS SUBS	FRENEAU SUB	35300 - Station Equipment	Wiring	\$94,699.78	\$29,185.89	\$65,513.89
JCP&L Jersey Central Pwr & Lht	JCPL SUB-TRANS SUBS	FRENEAU SUB	35300 - Station Equipment	Capacitor Bank	\$100,721.11	\$27,495.11	\$73,226.00
JCP&L Jersey Central Pwr & Lht	JCPL SUB-TRANS SUBS	FRENEAU SUB	35300 - Station Equipment	Carrier Equipment System	\$101,211.05	\$26,725.41	\$74,485.64
JCP&L Jersey Central Pwr & Lht	JCPL SUB-TRANS SUBS	FRENEAU SUB	35300 - Station Equipment	Structure	\$105,365.27	\$32,472.94	\$72,892.33
JCP&L Jersey Central Pwr & Lht	JCPL SUB-TRANS SUBS	FRENEAU SUB	35300 - Station Equipment	Circuit Breaker	\$106,242.23	\$28,053.93	\$78,188.30
JCP&L Jersey Central Pwr & Lht	JCPL SUB-TRANS SUBS	FRENEAU SUB	35300 - Station Equipment	Foundation - Equipment	\$108,129.80	\$28,552.36	\$79,577.44
JCP&L Jersey Central Pwr & Lht	JCPL SUB-TRANS SUBS	FRENEAU SUB	35300 - Station Equipment	Control Wiring	\$112,067.42	\$6,270.07	\$105,797.35
JCP&L Jersey Central Pwr & Lht	JCPL SUB-TRANS SUBS	FRENEAU SUB	35300 - Station Equipment	Switch	\$115,335.61	\$12,621.26	\$102,714.35
JCP&L Jersey Central Pwr & Lht	JCPL SUB-TRANS SUBS	FRENEAU SUB	35300 - Station Equipment	Switchgear	\$123,518.50	\$54,917.20	\$68,601.30
JCP&L Jersey Central Pwr & Lht	JCPL SUB-TRANS SUBS	FRENEAU SUB	35300 - Station Equipment	Switch	\$125,719.62	\$55,895.83	\$69,823.79
JCP&L Jersey Central Pwr & Lht	JCPL SUB-TRANS SUBS	FRENEAU SUB	35300 - Station Equipment	Circuit Breaker	\$126,500.67	\$28,764.31	\$97,736.36
JCP&L Jersey Central Pwr & Lht	JCPL SUB-TRANS SUBS	FRENEAU SUB	35300 - Station Equipment	Grounding System, Station	\$137,213.67	\$36,232.13	\$100,981.54
JCP&L Jersey Central Pwr & Lht	JCPL SUB-TRANS SUBS	FRENEAU SUB	35300 - Station Equipment	RTU - SCADA	\$181,789.03	\$32,345.08	\$149,443.95
JCP&L Jersey Central Pwr & Lht	JCPL SUB-TRANS SUBS	FRENEAU SUB	35300 - Station Equipment	Switch	\$210,083.22	\$64,746.37	\$145,336.85
JCP&L Jersey Central Pwr & Lht	JCPL SUB-TRANS SUBS	FRENEAU SUB	35300 - Station Equipment	Circuit Breaker	\$216,589.98	\$23,701.61	\$192,888.37
JCP&L Jersey Central Pwr & Lht	JCPL SUB-TRANS SUBS	FRENEAU SUB	35300 - Station Equipment	Bus	\$217,721.34	\$18,154.51	\$199,566.83
JCP&L Jersey Central Pwr & Lht	JCPL SUB-TRANS SUBS	FRENEAU SUB	35300 - Station Equipment	Bus	\$224,416.55	\$25,122.32	\$199,294.23
JCP&L Jersey Central Pwr & Lht	JCPL SUB-TRANS SUBS	FRENEAU SUB	35300 - Station Equipment	Carrier Equipment System	\$230,330.90	\$12,886.79	\$217,444.11
JCP&L Jersey Central Pwr & Lht	JCPL SUB-TRANS SUBS	FRENEAU SUB	35300 - Station Equipment	Circuit Breaker	\$267,338.49	\$63,288.87	\$204,049.62
JCP&L Jersey Central Pwr & Lht	JCPL SUB-TRANS SUBS	FRENEAU SUB	35300 - Station Equipment	Switch	\$305,665.78	\$80,712.98	\$224,952.80
JCP&L Jersey Central Pwr & Lht	JCPL SUB-TRANS SUBS	FRENEAU SUB	35300 - Station Equipment	Circuit Breaker	\$374,994.81	\$20,980.61	\$354,014.20
JCP&L Jersey Central Pwr & Lht	JCPL SUB-TRANS SUBS	FRENEAU SUB	35300 - Station Equipment	Transformer, Power	\$1,260,610.32	\$332,872.09	\$927,738.23
JCP&L Jersey Central Pwr & Lht	JCPL SUB-TRANS SUBS	FRENEAU SUB	35300 - Station Equipment	Transformer, Power	\$1,356,266.31	\$181,329.54	\$1,174,936.77
JCP&L Jersey Central Pwr & Lht	JCPL SUB-TRANS SUBS	FRENEAU SUB	35300 - Station Equipment	Transformer, Power	\$2,555,041.83	\$427,545.89	\$2,127,495.94
JCP&L Jersey Central Pwr & Lht	JCPL SUB-TRANS SUBS	FRENEAU SUB	35300 - Station Equipment	Transformer, Power	\$2,643,266.40	\$497,602.56	\$2,145,663.84
		FRENEAU SUB Total			\$14,372,669.79	\$3,148,886.96	\$11,223,782.83
JCP&L Jersey Central Pwr & Lht	JCPL TRANS SUBS	GILBERT RELAY HOUSE	35300 - Station Equipment	Non-Unitized	\$451.41	\$25.26	\$426.15
		GILBERT RELAY HOUSE Total			\$451.41	\$25.26	\$426.15
JCP&L Jersey Central Pwr & Lht	JCPL SUB-TRANS SUBS	GILBERT SUB	35300 - Station Equipment	Bus-Insulators	(\$340.90)	(\$42.62)	(\$298.28)
JCP&L Jersey Central Pwr & Lht	JCPL SUB-TRANS SUBS	GILBERT SUB	35300 - Station Equipment	Carrier Equipment System	(\$289.71)	(\$36.22)	(\$253.49)

Company	Major Location	Asset Location	Utility Account	Asset Retirement Unit	Book Cost	Allocated Reserve	Net Book Value
JCP&L Jersey Central Pwr & Lht	JCPL SUB-TRANS SUBS	GILBERT SUB	35300 - Station Equipment	Relays	(\$204.31)	(\$25.54)	(\$178.77)
JCP&L Jersey Central Pwr & Lht	JCPL SUB-TRANS SUBS	GILBERT SUB	35300 - Station Equipment	Battery System	\$47.50	\$24.62	\$22.88
JCP&L Jersey Central Pwr & Lht	JCPL SUB-TRANS SUBS	GILBERT SUB	35300 - Station Equipment	Conduit/Duct System	\$50.93	\$25.29	\$25.64
JCP&L Jersey Central Pwr & Lht	JCPL SUB-TRANS SUBS	GILBERT SUB	35300 - Station Equipment	Misc Tools & Equipment	\$71.77	\$49.75	\$22.02
JCP&L Jersey Central Pwr & Lht	JCPL SUB-TRANS SUBS	GILBERT SUB	35300 - Station Equipment	Fire Protection System for Equipmnt	\$80.56	\$56.82	\$23.74
JCP&L Jersey Central Pwr & Lht	JCPL SUB-TRANS SUBS	GILBERT SUB	35300 - Station Equipment	Fire Protection System for Equipmnt	\$101.83	\$47.32	\$54.51
JCP&L Jersey Central Pwr & Lht	JCPL SUB-TRANS SUBS	GILBERT SUB	35300 - Station Equipment	Bus	\$196.46	\$19.39	\$177.07
JCP&L Jersey Central Pwr & Lht	JCPL SUB-TRANS SUBS	GILBERT SUB	35300 - Station Equipment	Grounding (Towers & Static Wire)	\$284.22	\$126.18	\$158.04
JCP&L Jersey Central Pwr & Lht	JCPL SUB-TRANS SUBS	GILBERT SUB	35300 - Station Equipment	Carrier Equipment System	\$289.71	\$32.46	\$257.25
JCP&L Jersey Central Pwr & Lht	JCPL SUB-TRANS SUBS	GILBERT SUB	35300 - Station Equipment	Controls and Instrumentation	\$306.47	\$139.22	\$167.25
JCP&L Jersey Central Pwr & Lht	JCPL SUB-TRANS SUBS	GILBERT SUB	35300 - Station Equipment	Bus-Insulators	\$340.90	\$38.20	\$302.70
JCP&L Jersey Central Pwr & Lht	JCPL SUB-TRANS SUBS	GILBERT SUB	35300 - Station Equipment	Grounding System, Station	\$359.01	\$35.45	\$323.56
JCP&L Jersey Central Pwr & Lht	JCPL SUB-TRANS SUBS	GILBERT SUB	35300 - Station Equipment	Carrier Equipment System	\$447.81	\$194.24	\$253.57
JCP&L Jersey Central Pwr & Lht	JCPL SUB-TRANS SUBS	GILBERT SUB	35300 - Station Equipment	Non-Unitized	\$451.40	\$25.26	\$426.14
JCP&L Jersey Central Pwr & Lht	JCPL SUB-TRANS SUBS	GILBERT SUB	35300 - Station Equipment	Conduit/Duct System	\$479.97	\$203.33	\$276.64
JCP&L Jersey Central Pwr & Lht	JCPL SUB-TRANS SUBS	GILBERT SUB	35300 - Station Equipment	Minor Station Equipment	\$480.79	\$156.76	\$324.03
JCP&L Jersey Central Pwr & Lht	JCPL SUB-TRANS SUBS	GILBERT SUB	35300 - Station Equipment	Controls and Instrumentation	\$975.93	\$365.20	\$610.73
JCP&L Jersey Central Pwr & Lht	JCPL SUB-TRANS SUBS	GILBERT SUB	35300 - Station Equipment	Grounding System, Station	\$1,256.73	\$409.76	\$846.97
JCP&L Jersey Central Pwr & Lht	JCPL SUB-TRANS SUBS	GILBERT SUB	35300 - Station Equipment	Battery System	\$1,677.05	\$832.76	\$844.29
JCP&L Jersey Central Pwr & Lht	JCPL SUB-TRANS SUBS	GILBERT SUB	35300 - Station Equipment	Wiring	\$1,737.96	\$377.46	\$1,360.50
JCP&L Jersey Central Pwr & Lht	JCPL SUB-TRANS SUBS	GILBERT SUB	35300 - Station Equipment	Transformer, Power	\$1,974.00	\$489.68	\$1,484.32
JCP&L Jersey Central Pwr & Lht	JCPL SUB-TRANS SUBS	GILBERT SUB	35300 - Station Equipment	Steel Pole Fully Dressed	\$2,304.41	\$345.23	\$1,959.18
JCP&L Jersey Central Pwr & Lht	JCPL SUB-TRANS SUBS	GILBERT SUB	35300 - Station Equipment	Conduit	\$2,360.50	\$264.54	\$2,095.96
JCP&L Jersey Central Pwr & Lht	JCPL SUB-TRANS SUBS	GILBERT SUB	35300 - Station Equipment	Conduit/Duct System	\$2,852.62	\$1,325.61	\$1,527.01
JCP&L Jersey Central Pwr & Lht	JCPL SUB-TRANS SUBS	GILBERT SUB	35300 - Station Equipment	Minor Station Equipment	\$3,026.11	\$1,502.66	\$1,523.45
JCP&L Jersey Central Pwr & Lht	JCPL SUB-TRANS SUBS	GILBERT SUB	35300 - Station Equipment	Foundation - Equipment	\$3,041.94	\$300.31	\$2,741.63
JCP&L Jersey Central Pwr & Lht	JCPL SUB-TRANS SUBS	GILBERT SUB	35300 - Station Equipment	Carrier Equipment System	\$3,248.55	\$1,683.88	\$1,564.67
JCP&L Jersey Central Pwr & Lht	JCPL SUB-TRANS SUBS	GILBERT SUB	35300 - Station Equipment	Foundation - Equipment	\$3,269.48	\$1,519.32	\$1,750.16
JCP&L Jersey Central Pwr & Lht	JCPL SUB-TRANS SUBS	GILBERT SUB	35300 - Station Equipment	Conduit/Duct System	\$3,366.97	\$1,130.09	\$2,236.88
JCP&L Jersey Central Pwr & Lht	JCPL SUB-TRANS SUBS	GILBERT SUB	35300 - Station Equipment	Controls and Instrumentation	\$3,420.86	\$1,380.81	\$2,040.05
JCP&L Jersey Central Pwr & Lht	JCPL SUB-TRANS SUBS	GILBERT SUB	35300 - Station Equipment	Arrester, Lightning & Surge Protect	\$3,671.98	\$593.79	\$3,078.19
JCP&L Jersey Central Pwr & Lht	JCPL SUB-TRANS SUBS	GILBERT SUB	35300 - Station Equipment	Foundation - Equipment	\$4,227.14	\$2,099.05	\$2,128.09
JCP&L Jersey Central Pwr & Lht	JCPL SUB-TRANS SUBS	GILBERT SUB	35300 - Station Equipment	Controls and Instrumentation	\$4,245.75	\$300.14	\$3,945.61
JCP&L Jersey Central Pwr & Lht	JCPL SUB-TRANS SUBS	GILBERT SUB	35300 - Station Equipment	Structural Steel Support	\$4,566.66	\$450.84	\$4,115.82
JCP&L Jersey Central Pwr & Lht	JCPL SUB-TRANS SUBS	GILBERT SUB	35300 - Station Equipment	Battery Cell Assembly	\$4,567.85	\$185.84	\$4,382.01
JCP&L Jersey Central Pwr & Lht	JCPL SUB-TRANS SUBS	GILBERT SUB	35300 - Station Equipment	Conduit/Duct System	\$5,976.82	\$1,948.74	\$4,028.08
JCP&L Jersey Central Pwr & Lht	JCPL SUB-TRANS SUBS	GILBERT SUB	35300 - Station Equipment	Grounding System, Station	\$6,098.32	\$2,164.07	\$3,934.25
JCP&L Jersey Central Pwr & Lht	JCPL SUB-TRANS SUBS	GILBERT SUB	35300 - Station Equipment	Structural Steel Support	\$6,405.71	\$881.36	\$5,524.35
JCP&L Jersey Central Pwr & Lht	JCPL SUB-TRANS SUBS	GILBERT SUB	35300 - Station Equipment	Controls and Instrumentation	\$6,616.17	\$741.48	\$5,874.69
JCP&L Jersey Central Pwr & Lht	JCPL SUB-TRANS SUBS	GILBERT SUB	35300 - Station Equipment	Conduit	\$6,817.47	\$673.04	\$6,144.43
JCP&L Jersey Central Pwr & Lht	JCPL SUB-TRANS SUBS	GILBERT SUB	35300 - Station Equipment	Carrier Equipment System	\$6,861.44	\$2,368.84	\$4,492.60
JCP&L Jersey Central Pwr & Lht	JCPL SUB-TRANS SUBS	GILBERT SUB	35300 - Station Equipment	Control Wiring	\$7,078.79	\$973.96	\$6,104.83
JCP&L Jersey Central Pwr & Lht	JCPL SUB-TRANS SUBS	GILBERT SUB	35300 - Station Equipment	Carrier Telephone Equipment	\$7,129.36	\$703.84	\$6,425.52
JCP&L Jersey Central Pwr & Lht	JCPL SUB-TRANS SUBS	GILBERT SUB	35300 - Station Equipment	Misc Tools & Equipment	\$7,252.00	\$2,014.57	\$5,237.43
JCP&L Jersey Central Pwr & Lht	JCPL SUB-TRANS SUBS	GILBERT SUB	35300 - Station Equipment	Wood Pole	\$7,533.91	\$3,344.83	\$4,189.08
JCP&L Jersey Central Pwr & Lht	JCPL SUB-TRANS SUBS	GILBERT SUB	35300 - Station Equipment	Structural Steel Support	\$7,590.30	\$536.58	\$7,053.72
JCP&L Jersey Central Pwr & Lht	JCPL SUB-TRANS SUBS	GILBERT SUB	35300 - Station Equipment	Carrier Equipment System	\$7,718.63	\$1,062.01	\$6,656.62
JCP&L Jersey Central Pwr & Lht	JCPL SUB-TRANS SUBS	GILBERT SUB	35300 - Station Equipment	Controls and Instrumentation	\$8,129.37	\$3,443.85	\$4,685.52
JCP&L Jersey Central Pwr & Lht	JCPL SUB-TRANS SUBS	GILBERT SUB	35300 - Station Equipment	Disconnect Switch	\$8,148.09	\$1,769.63	\$6,378.46
JCP&L Jersey Central Pwr & Lht	JCPL SUB-TRANS SUBS	GILBERT SUB	35300 - Station Equipment	Cable, Wiring	\$8,367.32	\$1,253.52	\$7,113.80
JCP&L Jersey Central Pwr & Lht	JCPL SUB-TRANS SUBS	GILBERT SUB	35300 - Station Equipment	Arrester, Lightning & Surge Protect	\$8,537.45	\$2,701.76	\$5,835.69
JCP&L Jersey Central Pwr & Lht	JCPL SUB-TRANS SUBS	GILBERT SUB	35300 - Station Equipment	Arrester, Lightning & Surge Protect	\$8,542.85	\$4,242.07	\$4,300.78
JCP&L Jersey Central Pwr & Lht	JCPL SUB-TRANS SUBS	GILBERT SUB	35300 - Station Equipment	Carrier Equipment System	\$8,586.07	\$2,042.81	\$6,543.26
JCP&L Jersey Central Pwr & Lht	JCPL SUB-TRANS SUBS	GILBERT SUB	35300 - Station Equipment	Foundation - Equipment	\$8,678.88	\$2,829.76	\$5,849.12
JCP&L Jersey Central Pwr & Lht	JCPL SUB-TRANS SUBS	GILBERT SUB	35300 - Station Equipment	Cathodic Protection System	\$8,953.32	\$3,177.20	\$5,776.12
JCP&L Jersey Central Pwr & Lht	JCPL SUB-TRANS SUBS	GILBERT SUB	35300 - Station Equipment	Bus-Insulators	\$9,082.53	\$1,249.67	\$7,832.86
JCP&L Jersey Central Pwr & Lht	JCPL SUB-TRANS SUBS	GILBERT SUB	35300 - Station Equipment	Grounding System, Station	\$9,116.40	\$3,059.84	\$6,056.56
JCP&L Jersey Central Pwr & Lht	JCPL SUB-TRANS SUBS	GILBERT SUB	35300 - Station Equipment	Cable, Wiring	\$9,189.95	\$1,029.93	\$8,160.02

Company	Major Location	Asset Location	Utility Account	Asset Retirement Unit	Book Cost	Allocated Reserve	Net Book Value
JCP&L Jersey Central Pwr & Lht	JCPL SUB-TRANS SUBS	GILBERT SUB	35300 - Station Equipment	Conduit	\$9,236.13	\$1,270.80	\$7,965.33
JCP&L Jersey Central Pwr & Lht	JCPL SUB-TRANS SUBS	GILBERT SUB	35300 - Station Equipment	Switchgear	\$12,794.01	\$1,916.69	\$10,877.32
JCP&L Jersey Central Pwr & Lht	JCPL SUB-TRANS SUBS	GILBERT SUB	35300 - Station Equipment	Switch	\$12,844.01	\$6,377.87	\$6,466.14
JCP&L Jersey Central Pwr & Lht	JCPL SUB-TRANS SUBS	GILBERT SUB	35300 - Station Equipment	Transformer, Instrument	\$13,200.00	\$7,283.98	\$5,916.02
JCP&L Jersey Central Pwr & Lht	JCPL SUB-TRANS SUBS	GILBERT SUB	35300 - Station Equipment	Transformer, Other	\$13,774.65	\$1,359.89	\$12,414.76
JCP&L Jersey Central Pwr & Lht	JCPL SUB-TRANS SUBS	GILBERT SUB	35300 - Station Equipment	CT 138KV	\$14,100.92	\$1,392.10	\$12,708.82
JCP&L Jersey Central Pwr & Lht	JCPL SUB-TRANS SUBS	GILBERT SUB	35300 - Station Equipment	Non-Utilized	\$14,283.25	\$581.10	\$13,702.15
JCP&L Jersey Central Pwr & Lht	JCPL SUB-TRANS SUBS	GILBERT SUB	35300 - Station Equipment	Cable, Wiring	\$15,790.80	\$2,172.65	\$13,618.15
JCP&L Jersey Central Pwr & Lht	JCPL SUB-TRANS SUBS	GILBERT SUB	35300 - Station Equipment	Conduit/Duct System	\$16,079.66	\$5,706.08	\$10,373.58
JCP&L Jersey Central Pwr & Lht	JCPL SUB-TRANS SUBS	GILBERT SUB	35300 - Station Equipment	Switch	\$16,823.85	\$3,653.86	\$13,169.99
JCP&L Jersey Central Pwr & Lht	JCPL SUB-TRANS SUBS	GILBERT SUB	35300 - Station Equipment	Relaying Equipment	\$17,235.38	\$1,931.60	\$15,303.78
JCP&L Jersey Central Pwr & Lht	JCPL SUB-TRANS SUBS	GILBERT SUB	35300 - Station Equipment	Grounding System, Station	\$17,558.59	\$8,159.43	\$9,399.16
JCP&L Jersey Central Pwr & Lht	JCPL SUB-TRANS SUBS	GILBERT SUB	35300 - Station Equipment	Grounding System, Station	\$18,065.17	\$8,970.51	\$9,094.66
JCP&L Jersey Central Pwr & Lht	JCPL SUB-TRANS SUBS	GILBERT SUB	35300 - Station Equipment	Structure	\$19,740.00	\$4,896.82	\$14,843.18
JCP&L Jersey Central Pwr & Lht	JCPL SUB-TRANS SUBS	GILBERT SUB	35300 - Station Equipment	Foundation - Equipment	\$20,170.51	\$2,775.25	\$17,395.26
JCP&L Jersey Central Pwr & Lht	JCPL SUB-TRANS SUBS	GILBERT SUB	35300 - Station Equipment	Carrier Equipment System	\$21,266.09	\$10,559.97	\$10,706.12
JCP&L Jersey Central Pwr & Lht	JCPL SUB-TRANS SUBS	GILBERT SUB	35300 - Station Equipment	Foundation - Equipment	\$22,026.28	\$7,816.32	\$14,209.96
JCP&L Jersey Central Pwr & Lht	JCPL SUB-TRANS SUBS	GILBERT SUB	35300 - Station Equipment	Transformer, Power	\$22,586.83	\$4,905.48	\$17,681.35
JCP&L Jersey Central Pwr & Lht	JCPL SUB-TRANS SUBS	GILBERT SUB	35300 - Station Equipment	Minor Station Equipment	\$24,636.93	\$9,219.48	\$15,417.45
JCP&L Jersey Central Pwr & Lht	JCPL SUB-TRANS SUBS	GILBERT SUB	35300 - Station Equipment	Transformer, Power	\$25,072.20	\$6,964.94	\$18,107.26
JCP&L Jersey Central Pwr & Lht	JCPL SUB-TRANS SUBS	GILBERT SUB	35300 - Station Equipment	Arrester, Lightning & Surge Protect	\$27,889.43	\$9,093.37	\$18,796.06
JCP&L Jersey Central Pwr & Lht	JCPL SUB-TRANS SUBS	GILBERT SUB	35300 - Station Equipment	Disconnect Switch	\$28,006.78	\$4,195.74	\$23,811.04
JCP&L Jersey Central Pwr & Lht	JCPL SUB-TRANS SUBS	GILBERT SUB	35300 - Station Equipment	Foundation - Equipment	\$28,228.21	\$9,474.56	\$18,753.65
JCP&L Jersey Central Pwr & Lht	JCPL SUB-TRANS SUBS	GILBERT SUB	35300 - Station Equipment	Switchgear	\$28,344.01	\$13,171.39	\$15,172.62
JCP&L Jersey Central Pwr & Lht	JCPL SUB-TRANS SUBS	GILBERT SUB	35300 - Station Equipment	Bus	\$28,483.47	\$2,013.56	\$26,469.91
JCP&L Jersey Central Pwr & Lht	JCPL SUB-TRANS SUBS	GILBERT SUB	35300 - Station Equipment	Bus	\$29,198.11	\$4,017.35	\$25,180.76
JCP&L Jersey Central Pwr & Lht	JCPL SUB-TRANS SUBS	GILBERT SUB	35300 - Station Equipment	Structure	\$29,479.46	\$13,699.03	\$15,780.43
JCP&L Jersey Central Pwr & Lht	JCPL SUB-TRANS SUBS	GILBERT SUB	35300 - Station Equipment	Wiring	\$29,808.17	\$9,718.98	\$20,089.19
JCP&L Jersey Central Pwr & Lht	JCPL SUB-TRANS SUBS	GILBERT SUB	35300 - Station Equipment	Controls and Instrumentation	\$31,174.29	\$11,062.61	\$20,111.68
JCP&L Jersey Central Pwr & Lht	JCPL SUB-TRANS SUBS	GILBERT SUB	35300 - Station Equipment	Cable, Wiring	\$32,848.74	\$3,242.96	\$29,605.78
JCP&L Jersey Central Pwr & Lht	JCPL SUB-TRANS SUBS	GILBERT SUB	35300 - Station Equipment	Switchgear	\$32,900.00	\$8,161.36	\$24,738.64
JCP&L Jersey Central Pwr & Lht	JCPL SUB-TRANS SUBS	GILBERT SUB	35300 - Station Equipment	Wire Fully Dressed	\$33,722.76	\$14,971.90	\$18,750.86
JCP&L Jersey Central Pwr & Lht	JCPL SUB-TRANS SUBS	GILBERT SUB	35300 - Station Equipment	Carrier Equipment System	\$35,082.17	\$16,302.60	\$18,779.57
JCP&L Jersey Central Pwr & Lht	JCPL SUB-TRANS SUBS	GILBERT SUB	35300 - Station Equipment	Structure	\$38,710.26	\$12,621.51	\$26,088.75
JCP&L Jersey Central Pwr & Lht	JCPL SUB-TRANS SUBS	GILBERT SUB	35300 - Station Equipment	Controls and Instrumentation	\$42,928.11	\$13,996.74	\$28,931.37
JCP&L Jersey Central Pwr & Lht	JCPL SUB-TRANS SUBS	GILBERT SUB	35300 - Station Equipment	Switch	\$43,099.00	\$10,691.38	\$32,407.62
JCP&L Jersey Central Pwr & Lht	JCPL SUB-TRANS SUBS	GILBERT SUB	35300 - Station Equipment	Switch	\$43,350.27	\$14,134.38	\$29,215.89
JCP&L Jersey Central Pwr & Lht	JCPL SUB-TRANS SUBS	GILBERT SUB	35300 - Station Equipment	Conduit/Duct System	\$44,639.90	\$21,213.42	\$23,426.48
JCP&L Jersey Central Pwr & Lht	JCPL SUB-TRANS SUBS	GILBERT SUB	35300 - Station Equipment	Controls and Instrumentation	\$45,041.55	\$20,930.70	\$24,110.85
JCP&L Jersey Central Pwr & Lht	JCPL SUB-TRANS SUBS	GILBERT SUB	35300 - Station Equipment	Switchgear	\$48,899.83	\$24,281.90	\$24,617.93
JCP&L Jersey Central Pwr & Lht	JCPL SUB-TRANS SUBS	GILBERT SUB	35300 - Station Equipment	Controls and Instrumentation	\$49,337.19	\$13,705.64	\$35,631.55
JCP&L Jersey Central Pwr & Lht	JCPL SUB-TRANS SUBS	GILBERT SUB	35300 - Station Equipment	Switch	\$49,416.63	\$22,963.79	\$26,452.84
JCP&L Jersey Central Pwr & Lht	JCPL SUB-TRANS SUBS	GILBERT SUB	35300 - Station Equipment	Wiring	\$58,428.32	\$29,013.41	\$29,414.91
JCP&L Jersey Central Pwr & Lht	JCPL SUB-TRANS SUBS	GILBERT SUB	35300 - Station Equipment	Grounding System, Station	\$59,878.00	\$14,853.68	\$45,024.32
JCP&L Jersey Central Pwr & Lht	JCPL SUB-TRANS SUBS	GILBERT SUB	35300 - Station Equipment	Circuit Breaker	\$60,921.73	\$28,310.18	\$32,611.55
JCP&L Jersey Central Pwr & Lht	JCPL SUB-TRANS SUBS	GILBERT SUB	35300 - Station Equipment	Cable, Wiring	\$62,334.72	\$5,294.49	\$57,040.23
JCP&L Jersey Central Pwr & Lht	JCPL SUB-TRANS SUBS	GILBERT SUB	35300 - Station Equipment	Structure	\$62,603.71	\$31,086.76	\$31,516.95
JCP&L Jersey Central Pwr & Lht	JCPL SUB-TRANS SUBS	GILBERT SUB	35300 - Station Equipment	Oil Storage & Filtering System	\$65,800.00	\$16,322.72	\$49,477.28
JCP&L Jersey Central Pwr & Lht	JCPL SUB-TRANS SUBS	GILBERT SUB	35300 - Station Equipment	Minor Station Equipment	\$68,606.66	\$24,345.98	\$44,260.68
JCP&L Jersey Central Pwr & Lht	JCPL SUB-TRANS SUBS	GILBERT SUB	35300 - Station Equipment	Circuit Breaker	\$68,853.92	\$9,473.58	\$59,380.34
JCP&L Jersey Central Pwr & Lht	JCPL SUB-TRANS SUBS	GILBERT SUB	35300 - Station Equipment	Arrester, Lightning & Surge Protect	\$69,540.39	\$24,677.34	\$44,863.05
JCP&L Jersey Central Pwr & Lht	JCPL SUB-TRANS SUBS	GILBERT SUB	35300 - Station Equipment	Transformer, Instrument	\$70,039.60	\$23,508.21	\$46,531.39
JCP&L Jersey Central Pwr & Lht	JCPL SUB-TRANS SUBS	GILBERT SUB	35300 - Station Equipment	Cabinets/Panels/Consoles	\$74,384.14	\$7,343.50	\$67,040.64
JCP&L Jersey Central Pwr & Lht	JCPL SUB-TRANS SUBS	GILBERT SUB	35300 - Station Equipment	Transformer, Instrument	\$78,960.00	\$19,587.27	\$59,372.73
JCP&L Jersey Central Pwr & Lht	JCPL SUB-TRANS SUBS	GILBERT SUB	35300 - Station Equipment	Arrester, Lightning & Surge Protect	\$85,540.00	\$21,219.54	\$64,320.46
JCP&L Jersey Central Pwr & Lht	JCPL SUB-TRANS SUBS	GILBERT SUB	35300 - Station Equipment	Wiring	\$87,678.50	\$21,750.03	\$65,928.47
JCP&L Jersey Central Pwr & Lht	JCPL SUB-TRANS SUBS	GILBERT SUB	35300 - Station Equipment	Wiring	\$88,370.95	\$41,065.76	\$47,305.19
JCP&L Jersey Central Pwr & Lht	JCPL SUB-TRANS SUBS	GILBERT SUB	35300 - Station Equipment	Switch	\$94,398.74	\$31,684.15	\$62,714.59

Company	Major Location	Asset Location	Utility Account	Asset Retirement Unit	Book Cost	Allocated Reserve	Net Book Value
JCP&L Jersey Central Pwr & Lht	JCPL SUB-TRANS SUBS	GILBERT SUB	35300 - Station Equipment	Wiring	\$95,995.36	\$34,065.23	\$61,930.13
JCP&L Jersey Central Pwr & Lht	JCPL SUB-TRANS SUBS	GILBERT SUB	35300 - Station Equipment	Wiring	\$99,458.56	\$33,382.43	\$66,076.13
JCP&L Jersey Central Pwr & Lht	JCPL SUB-TRANS SUBS	GILBERT SUB	35300 - Station Equipment	Arrester, Lightning & Surge Protect	\$99,638.87	\$33,442.95	\$66,195.92
JCP&L Jersey Central Pwr & Lht	JCPL SUB-TRANS SUBS	GILBERT SUB	35300 - Station Equipment	Carrier Equipment System	\$107,456.14	\$38,132.24	\$69,323.90
JCP&L Jersey Central Pwr & Lht	JCPL SUB-TRANS SUBS	GILBERT SUB	35300 - Station Equipment	Switch	\$107,895.66	\$38,288.21	\$69,607.45
JCP&L Jersey Central Pwr & Lht	JCPL SUB-TRANS SUBS	GILBERT SUB	35300 - Station Equipment	Switchgear	\$120,719.18	\$40,518.38	\$80,200.80
JCP&L Jersey Central Pwr & Lht	JCPL SUB-TRANS SUBS	GILBERT SUB	35300 - Station Equipment	Switchgear	\$121,890.87	\$39,742.60	\$82,148.27
JCP&L Jersey Central Pwr & Lht	JCPL SUB-TRANS SUBS	GILBERT SUB	35300 - Station Equipment	Switchgear	\$124,955.42	\$44,342.09	\$80,613.33
JCP&L Jersey Central Pwr & Lht	JCPL SUB-TRANS SUBS	GILBERT SUB	35300 - Station Equipment	Carrier Equipment System	\$125,247.20	\$40,836.93	\$84,410.27
JCP&L Jersey Central Pwr & Lht	JCPL SUB-TRANS SUBS	GILBERT SUB	35300 - Station Equipment	Controls and Instrumentation	\$130,192.43	\$43,698.00	\$86,494.43
JCP&L Jersey Central Pwr & Lht	JCPL SUB-TRANS SUBS	GILBERT SUB	35300 - Station Equipment	Minor Station Equipment	\$132,053.80	\$28,679.89	\$103,373.91
JCP&L Jersey Central Pwr & Lht	JCPL SUB-TRANS SUBS	GILBERT SUB	35300 - Station Equipment	Controls and Instrumentation	\$149,366.00	\$37,052.59	\$112,313.41
JCP&L Jersey Central Pwr & Lht	JCPL SUB-TRANS SUBS	GILBERT SUB	35300 - Station Equipment	Controls and Instrumentation	\$156,445.34	\$13,287.92	\$143,157.42
JCP&L Jersey Central Pwr & Lht	JCPL SUB-TRANS SUBS	GILBERT SUB	35300 - Station Equipment	Circuit Breaker	\$182,371.69	\$64,717.02	\$117,654.67
JCP&L Jersey Central Pwr & Lht	JCPL SUB-TRANS SUBS	GILBERT SUB	35300 - Station Equipment	Relaying Equipment	\$193,303.41	\$26,596.54	\$166,706.87
JCP&L Jersey Central Pwr & Lht	JCPL SUB-TRANS SUBS	GILBERT SUB	35300 - Station Equipment	Carrier Equipment System	\$203,027.11	\$50,364.06	\$152,663.05
JCP&L Jersey Central Pwr & Lht	JCPL SUB-TRANS SUBS	GILBERT SUB	35300 - Station Equipment	RTU - SCADA	\$207,526.87	\$38,315.68	\$169,211.19
JCP&L Jersey Central Pwr & Lht	JCPL SUB-TRANS SUBS	GILBERT SUB	35300 - Station Equipment	Cabinets/Panels/Consoles	\$215,583.12	\$15,239.98	\$200,343.14
JCP&L Jersey Central Pwr & Lht	JCPL SUB-TRANS SUBS	GILBERT SUB	35300 - Station Equipment	Relays	\$216,430.73	\$24,255.83	\$192,174.90
JCP&L Jersey Central Pwr & Lht	JCPL SUB-TRANS SUBS	GILBERT SUB	35300 - Station Equipment	Carrier Equipment System	\$218,674.23	\$60,746.66	\$157,927.57
JCP&L Jersey Central Pwr & Lht	JCPL SUB-TRANS SUBS	GILBERT SUB	35300 - Station Equipment	Structure	\$231,538.24	\$82,164.42	\$149,373.82
JCP&L Jersey Central Pwr & Lht	JCPL SUB-TRANS SUBS	GILBERT SUB	35300 - Station Equipment	Circuit Breaker	\$261,714.04	\$62,267.43	\$199,446.61
JCP&L Jersey Central Pwr & Lht	JCPL SUB-TRANS SUBS	GILBERT SUB	35300 - Station Equipment	Circuit Breaker	\$283,308.10	\$92,372.79	\$190,935.31
JCP&L Jersey Central Pwr & Lht	JCPL SUB-TRANS SUBS	GILBERT SUB	35300 - Station Equipment	Circuit Breaker	\$352,510.83	\$24,919.66	\$327,591.17
JCP&L Jersey Central Pwr & Lht	JCPL SUB-TRANS SUBS	GILBERT SUB	35300 - Station Equipment	Battery System	\$357,652.08	\$77,676.10	\$279,975.98
JCP&L Jersey Central Pwr & Lht	JCPL SUB-TRANS SUBS	GILBERT SUB	35300 - Station Equipment	Circuit Breaker	\$372,138.00	\$92,314.67	\$279,823.33
JCP&L Jersey Central Pwr & Lht	JCPL SUB-TRANS SUBS	GILBERT SUB	35300 - Station Equipment	Circuit Breaker	\$598,106.09	\$129,898.71	\$468,207.38
JCP&L Jersey Central Pwr & Lht	JCPL SUB-TRANS SUBS	GILBERT SUB	35300 - Station Equipment	Transformer, Power	\$1,501,794.32	\$387,577.58	\$1,114,216.74
JCP&L Jersey Central Pwr & Lht	JCPL SUB-TRANS SUBS	GILBERT SUB	35300 - Station Equipment	Non-Unitized	\$3,405,905.83	\$28,746.76	\$3,377,159.07
		GILBERT SUB Total			\$12,914,470.55	\$2,505,599.96	\$10,408,870.59
JCP&L Jersey Central Pwr & Lht	JCPL TRANS SUBS	GILBERT SWITCHING STATION	35300 - Station Equipment	Controls and Instrumentation	\$42.49	\$30.48	\$12.01
JCP&L Jersey Central Pwr & Lht	JCPL TRANS SUBS	GILBERT SWITCHING STATION	35300 - Station Equipment	Minor Station Equipment	\$49.91	\$32.80	\$17.11
JCP&L Jersey Central Pwr & Lht	JCPL TRANS SUBS	GILBERT SWITCHING STATION	35300 - Station Equipment	Foundation - Equipment	\$69.64	\$33.84	\$35.80
JCP&L Jersey Central Pwr & Lht	JCPL TRANS SUBS	GILBERT SWITCHING STATION	35300 - Station Equipment	Transformer, Power	\$105.00	\$74.06	\$30.94
JCP&L Jersey Central Pwr & Lht	JCPL TRANS SUBS	GILBERT SWITCHING STATION	35300 - Station Equipment	Wiring	\$120.00	\$80.29	\$39.71
JCP&L Jersey Central Pwr & Lht	JCPL TRANS SUBS	GILBERT SWITCHING STATION	35300 - Station Equipment	Transformer, Instrument	\$142.42	\$132.79	\$9.63
JCP&L Jersey Central Pwr & Lht	JCPL TRANS SUBS	GILBERT SWITCHING STATION	35300 - Station Equipment	Fuse Equipment	\$147.09	\$139.95	\$7.14
JCP&L Jersey Central Pwr & Lht	JCPL TRANS SUBS	GILBERT SWITCHING STATION	35300 - Station Equipment	Conduit/Duct System	\$148.34	\$106.43	\$41.91
JCP&L Jersey Central Pwr & Lht	JCPL TRANS SUBS	GILBERT SWITCHING STATION	35300 - Station Equipment	Structure	\$228.25	\$108.46	\$119.79
JCP&L Jersey Central Pwr & Lht	JCPL TRANS SUBS	GILBERT SWITCHING STATION	35300 - Station Equipment	Wiring	\$294.36	\$193.42	\$100.94
JCP&L Jersey Central Pwr & Lht	JCPL TRANS SUBS	GILBERT SWITCHING STATION	35300 - Station Equipment	Foundation - Equipment	\$301.55	\$227.26	\$74.29
JCP&L Jersey Central Pwr & Lht	JCPL TRANS SUBS	GILBERT SWITCHING STATION	35300 - Station Equipment	Transformer, Power	\$311.03	\$270.55	\$40.48
JCP&L Jersey Central Pwr & Lht	JCPL TRANS SUBS	GILBERT SWITCHING STATION	35300 - Station Equipment	Transformer, Instrument	\$351.34	\$235.08	\$116.26
JCP&L Jersey Central Pwr & Lht	JCPL TRANS SUBS	GILBERT SWITCHING STATION	35300 - Station Equipment	Arrester, Lightning & Surge Protect	\$384.20	\$275.64	\$108.56
JCP&L Jersey Central Pwr & Lht	JCPL TRANS SUBS	GILBERT SWITCHING STATION	35300 - Station Equipment	Foundation - Equipment	\$436.03	\$291.74	\$144.29
JCP&L Jersey Central Pwr & Lht	JCPL TRANS SUBS	GILBERT SWITCHING STATION	35300 - Station Equipment	Conduit/Duct System	\$473.65	\$283.15	\$190.50
JCP&L Jersey Central Pwr & Lht	JCPL TRANS SUBS	GILBERT SWITCHING STATION	35300 - Station Equipment	Switch	\$498.64	\$428.23	\$70.41
JCP&L Jersey Central Pwr & Lht	JCPL TRANS SUBS	GILBERT SWITCHING STATION	35300 - Station Equipment	Transformer, Instrument	\$507.26	\$435.63	\$71.63
JCP&L Jersey Central Pwr & Lht	JCPL TRANS SUBS	GILBERT SWITCHING STATION	35300 - Station Equipment	Foundation - Equipment	\$520.46	\$311.14	\$209.32
JCP&L Jersey Central Pwr & Lht	JCPL TRANS SUBS	GILBERT SWITCHING STATION	35300 - Station Equipment	Grounding System, Station	\$529.60	\$257.30	\$272.30
JCP&L Jersey Central Pwr & Lht	JCPL TRANS SUBS	GILBERT SWITCHING STATION	35300 - Station Equipment	Arrester, Lightning & Surge Protect	\$550.66	\$267.53	\$283.13
JCP&L Jersey Central Pwr & Lht	JCPL TRANS SUBS	GILBERT SWITCHING STATION	35300 - Station Equipment	Wiring	\$610.59	\$193.23	\$417.36
JCP&L Jersey Central Pwr & Lht	JCPL TRANS SUBS	GILBERT SWITCHING STATION	35300 - Station Equipment	Conduit/Duct System	\$620.73	\$301.58	\$319.15
JCP&L Jersey Central Pwr & Lht	JCPL TRANS SUBS	GILBERT SWITCHING STATION	35300 - Station Equipment	Controls and Instrumentation	\$655.45	\$430.69	\$224.76
JCP&L Jersey Central Pwr & Lht	JCPL TRANS SUBS	GILBERT SWITCHING STATION	35300 - Station Equipment	Wiring	\$701.46	\$363.59	\$337.87
JCP&L Jersey Central Pwr & Lht	JCPL TRANS SUBS	GILBERT SWITCHING STATION	35300 - Station Equipment	Minor Station Equipment	\$703.92	\$222.76	\$481.16
JCP&L Jersey Central Pwr & Lht	JCPL TRANS SUBS	GILBERT SWITCHING STATION	35300 - Station Equipment	Transformer, Instrument	\$758.88	\$676.56	\$82.32
JCP&L Jersey Central Pwr & Lht	JCPL TRANS SUBS	GILBERT SWITCHING STATION	35300 - Station Equipment	Arrester, Lightning & Surge Protect	\$767.90	\$569.48	\$198.42

Company	Major Location	Asset Location	Utility Account	Asset Retirement Unit	Book Cost	Allocated Reserve	Net Book Value
JCP&L Jersey Central Pwr & Lht	JCPL TRANS SUBS	GILBERT SWITCHING STATION	35300 - Station Equipment	Switch	\$812.09	\$801.09	\$11.00
JCP&L Jersey Central Pwr & Lht	JCPL TRANS SUBS	GILBERT SWITCHING STATION	35300 - Station Equipment	Switchgear	\$943.90	\$631.56	\$312.34
JCP&L Jersey Central Pwr & Lht	JCPL TRANS SUBS	GILBERT SWITCHING STATION	35300 - Station Equipment	Foundation - Equipment	\$999.68	\$325.94	\$673.74
JCP&L Jersey Central Pwr & Lht	JCPL TRANS SUBS	GILBERT SWITCHING STATION	35300 - Station Equipment	Minor Station Equipment	\$1,079.30	\$535.94	\$543.36
JCP&L Jersey Central Pwr & Lht	JCPL TRANS SUBS	GILBERT SWITCHING STATION	35300 - Station Equipment	Conduit/Duct System	\$1,087.14	\$727.40	\$359.74
JCP&L Jersey Central Pwr & Lht	JCPL TRANS SUBS	GILBERT SWITCHING STATION	35300 - Station Equipment	Conduit/Duct System	\$1,125.26	\$583.28	\$541.98
JCP&L Jersey Central Pwr & Lht	JCPL TRANS SUBS	GILBERT SWITCHING STATION	35300 - Station Equipment	Controls and Instrumentation	\$1,190.23	\$839.52	\$350.71
JCP&L Jersey Central Pwr & Lht	JCPL TRANS SUBS	GILBERT SWITCHING STATION	35300 - Station Equipment	Switch	\$1,246.00	\$759.48	\$486.52
JCP&L Jersey Central Pwr & Lht	JCPL TRANS SUBS	GILBERT SWITCHING STATION	35300 - Station Equipment	Transformer, Instrument	\$1,478.49	\$1,060.72	\$417.77
JCP&L Jersey Central Pwr & Lht	JCPL TRANS SUBS	GILBERT SWITCHING STATION	35300 - Station Equipment	Arrester, Lightning & Surge Protect	\$1,534.97	\$1,027.04	\$507.93
JCP&L Jersey Central Pwr & Lht	JCPL TRANS SUBS	GILBERT SWITCHING STATION	35300 - Station Equipment	Controls and Instrumentation	\$1,591.62	\$773.27	\$818.35
JCP&L Jersey Central Pwr & Lht	JCPL TRANS SUBS	GILBERT SWITCHING STATION	35300 - Station Equipment	Foundation - Equipment	\$1,695.46	\$1,613.19	\$82.27
JCP&L Jersey Central Pwr & Lht	JCPL TRANS SUBS	GILBERT SWITCHING STATION	35300 - Station Equipment	Wiring	\$1,941.60	\$1,183.47	\$758.13
JCP&L Jersey Central Pwr & Lht	JCPL TRANS SUBS	GILBERT SWITCHING STATION	35300 - Station Equipment	Transformer, Instrument	\$2,080.54	\$1,542.96	\$537.58
JCP&L Jersey Central Pwr & Lht	JCPL TRANS SUBS	GILBERT SWITCHING STATION	35300 - Station Equipment	Switchgear	\$2,316.51	\$2,265.81	\$50.70
JCP&L Jersey Central Pwr & Lht	JCPL TRANS SUBS	GILBERT SWITCHING STATION	35300 - Station Equipment	Foundation - Equipment	\$2,325.79	\$1,612.32	\$713.47
JCP&L Jersey Central Pwr & Lht	JCPL TRANS SUBS	GILBERT SWITCHING STATION	35300 - Station Equipment	Switchgear	\$2,380.15	\$2,286.39	\$93.76
JCP&L Jersey Central Pwr & Lht	JCPL TRANS SUBS	GILBERT SWITCHING STATION	35300 - Station Equipment	Carrier Equipment System	\$2,543.52	\$1,763.26	\$780.26
JCP&L Jersey Central Pwr & Lht	JCPL TRANS SUBS	GILBERT SWITCHING STATION	35300 - Station Equipment	Arrester, Lightning & Surge Protect	\$1,277.37	\$1,277.35	\$1,295.02
JCP&L Jersey Central Pwr & Lht	JCPL TRANS SUBS	GILBERT SWITCHING STATION	35300 - Station Equipment	Grounding System, Station	\$2,586.10	\$868.00	\$1,718.10
JCP&L Jersey Central Pwr & Lht	JCPL TRANS SUBS	GILBERT SWITCHING STATION	35300 - Station Equipment	Minor Station Equipment	\$2,717.31	\$912.05	\$1,805.26
JCP&L Jersey Central Pwr & Lht	JCPL TRANS SUBS	GILBERT SWITCHING STATION	35300 - Station Equipment	Arrester, Lightning & Surge Protect	\$2,782.77	\$1,929.11	\$853.66
JCP&L Jersey Central Pwr & Lht	JCPL TRANS SUBS	GILBERT SWITCHING STATION	35300 - Station Equipment	Conduit/Duct System	\$2,800.57	\$1,390.66	\$1,409.91
JCP&L Jersey Central Pwr & Lht	JCPL TRANS SUBS	GILBERT SWITCHING STATION	35300 - Station Equipment	Structure	\$2,837.13	\$1,898.32	\$938.81
JCP&L Jersey Central Pwr & Lht	JCPL TRANS SUBS	GILBERT SWITCHING STATION	35300 - Station Equipment	Foundation - Equipment	\$2,965.57	\$1,472.60	\$1,492.97
JCP&L Jersey Central Pwr & Lht	JCPL TRANS SUBS	GILBERT SWITCHING STATION	35300 - Station Equipment	Arrester, Lightning & Surge Protect	\$3,151.85	\$997.43	\$2,154.42
JCP&L Jersey Central Pwr & Lht	JCPL TRANS SUBS	GILBERT SWITCHING STATION	35300 - Station Equipment	Grounding System, Station	\$3,201.42	\$2,374.22	\$827.20
JCP&L Jersey Central Pwr & Lht	JCPL TRANS SUBS	GILBERT SWITCHING STATION	35300 - Station Equipment	Transformer, Instrument	\$3,238.06	\$1,371.74	\$1,866.32
JCP&L Jersey Central Pwr & Lht	JCPL TRANS SUBS	GILBERT SWITCHING STATION	35300 - Station Equipment	Transformer, Instrument	\$3,386.26	\$1,681.49	\$1,704.77
JCP&L Jersey Central Pwr & Lht	JCPL TRANS SUBS	GILBERT SWITCHING STATION	35300 - Station Equipment	Switch	\$3,654.16	\$2,444.99	\$1,209.17
JCP&L Jersey Central Pwr & Lht	JCPL TRANS SUBS	GILBERT SWITCHING STATION	35300 - Station Equipment	Minor Station Equipment	\$3,735.70	\$2,770.44	\$965.26
JCP&L Jersey Central Pwr & Lht	JCPL TRANS SUBS	GILBERT SWITCHING STATION	35300 - Station Equipment	Carrier Equipment System	\$3,819.98	\$2,832.95	\$987.03
JCP&L Jersey Central Pwr & Lht	JCPL TRANS SUBS	GILBERT SWITCHING STATION	35300 - Station Equipment	Grounding System, Station	\$3,901.28	\$2,610.34	\$1,290.94
JCP&L Jersey Central Pwr & Lht	JCPL TRANS SUBS	GILBERT SWITCHING STATION	35300 - Station Equipment	Conduit/Duct System	\$4,226.59	\$2,930.01	\$1,296.58
JCP&L Jersey Central Pwr & Lht	JCPL TRANS SUBS	GILBERT SWITCHING STATION	35300 - Station Equipment	Transformer, Instrument	\$4,229.72	\$4,024.48	\$205.24
JCP&L Jersey Central Pwr & Lht	JCPL TRANS SUBS	GILBERT SWITCHING STATION	35300 - Station Equipment	Wiring	\$4,237.58	\$1,585.77	\$2,651.81
JCP&L Jersey Central Pwr & Lht	JCPL TRANS SUBS	GILBERT SWITCHING STATION	35300 - Station Equipment	Conduit/Duct System	\$4,310.81	\$4,101.63	\$209.18
JCP&L Jersey Central Pwr & Lht	JCPL TRANS SUBS	GILBERT SWITCHING STATION	35300 - Station Equipment	Grounding System, Station	\$4,425.06	\$4,210.34	\$214.72
JCP&L Jersey Central Pwr & Lht	JCPL TRANS SUBS	GILBERT SWITCHING STATION	35300 - Station Equipment	Switch	\$4,732.94	\$2,299.44	\$2,433.50
JCP&L Jersey Central Pwr & Lht	JCPL TRANS SUBS	GILBERT SWITCHING STATION	35300 - Station Equipment	Conduit/Duct System	\$4,754.12	\$1,550.09	\$3,204.03
JCP&L Jersey Central Pwr & Lht	JCPL TRANS SUBS	GILBERT SWITCHING STATION	35300 - Station Equipment	Structure	\$4,793.00	\$2,380.03	\$2,412.97
JCP&L Jersey Central Pwr & Lht	JCPL TRANS SUBS	GILBERT SWITCHING STATION	35300 - Station Equipment	Switchgear	\$5,368.61	\$2,274.31	\$3,094.30
JCP&L Jersey Central Pwr & Lht	JCPL TRANS SUBS	GILBERT SWITCHING STATION	35300 - Station Equipment	Wiring	\$5,555.12	\$2,698.90	\$2,856.22
JCP&L Jersey Central Pwr & Lht	JCPL TRANS SUBS	GILBERT SWITCHING STATION	35300 - Station Equipment	Carrier Equipment System	\$5,818.00	\$2,233.87	\$3,584.13
JCP&L Jersey Central Pwr & Lht	JCPL TRANS SUBS	GILBERT SWITCHING STATION	35300 - Station Equipment	Switchgear	\$6,218.21	\$4,385.93	\$1,832.28
JCP&L Jersey Central Pwr & Lht	JCPL TRANS SUBS	GILBERT SWITCHING STATION	35300 - Station Equipment	Grounding System, Station	\$6,583.25	\$4,563.74	\$2,019.51
JCP&L Jersey Central Pwr & Lht	JCPL TRANS SUBS	GILBERT SWITCHING STATION	35300 - Station Equipment	Controls and Instrumentation	\$7,002.14	\$4,685.11	\$2,317.03
JCP&L Jersey Central Pwr & Lht	JCPL TRANS SUBS	GILBERT SWITCHING STATION	35300 - Station Equipment	Structure	\$7,070.36	\$3,435.06	\$3,635.30
JCP&L Jersey Central Pwr & Lht	JCPL TRANS SUBS	GILBERT SWITCHING STATION	35300 - Station Equipment	Controls and Instrumentation	\$7,092.31	\$2,380.47	\$4,711.84
JCP&L Jersey Central Pwr & Lht	JCPL TRANS SUBS	GILBERT SWITCHING STATION	35300 - Station Equipment	Controls and Instrumentation	\$7,129.75	\$6,783.79	\$345.96
JCP&L Jersey Central Pwr & Lht	JCPL TRANS SUBS	GILBERT SWITCHING STATION	35300 - Station Equipment	Controls and Instrumentation	\$7,581.83	\$2,399.34	\$5,182.49
JCP&L Jersey Central Pwr & Lht	JCPL TRANS SUBS	GILBERT SWITCHING STATION	35300 - Station Equipment	Switchgear	\$7,907.51	\$7,523.81	\$383.70
JCP&L Jersey Central Pwr & Lht	JCPL TRANS SUBS	GILBERT SWITCHING STATION	35300 - Station Equipment	Transformer, Instrument	\$8,113.54	\$5,624.58	\$2,488.96
JCP&L Jersey Central Pwr & Lht	JCPL TRANS SUBS	GILBERT SWITCHING STATION	35300 - Station Equipment	Conduit/Duct System	\$2,887.12	\$2,887.57	\$5,715.55
JCP&L Jersey Central Pwr & Lht	JCPL TRANS SUBS	GILBERT SWITCHING STATION	35300 - Station Equipment	Switchgear	\$8,900.28	\$6,169.98	\$2,730.30
JCP&L Jersey Central Pwr & Lht	JCPL TRANS SUBS	GILBERT SWITCHING STATION	35300 - Station Equipment	Battery System	\$9,079.60	\$3,047.49	\$6,032.11
JCP&L Jersey Central Pwr & Lht	JCPL TRANS SUBS	GILBERT SWITCHING STATION	35300 - Station Equipment	Circuit Breaker	\$9,423.44	\$4,884.60	\$4,538.84
JCP&L Jersey Central Pwr & Lht	JCPL TRANS SUBS	GILBERT SWITCHING STATION	35300 - Station Equipment	Transformer, Instrument	\$9,936.66	\$7,488.90	\$2,447.76

Company	Major Location	Asset Location	Utility Account	Asset Retirement Unit	Book Cost	Allocated Reserve	Net Book Value
JCP&L Jersey Central Pwr & Lht	JCPL TRANS SUBS	GILBERT SWITCHING STATION	35300 - Station Equipment	Foundation - Equipment	\$10,041.07	\$3,370.20	\$6,670.87
JCP&L Jersey Central Pwr & Lht	JCPL TRANS SUBS	GILBERT SWITCHING STATION	35300 - Station Equipment	Fuse Equipment	\$10,054.83	\$3,181.95	\$6,872.88
JCP&L Jersey Central Pwr & Lht	JCPL TRANS SUBS	GILBERT SWITCHING STATION	35300 - Station Equipment	Switchgear	\$10,107.88	\$5,692.49	\$4,415.39
JCP&L Jersey Central Pwr & Lht	JCPL TRANS SUBS	GILBERT SWITCHING STATION	35300 - Station Equipment	Switchgear	\$10,194.74	\$7,560.56	\$2,634.18
JCP&L Jersey Central Pwr & Lht	JCPL TRANS SUBS	GILBERT SWITCHING STATION	35300 - Station Equipment	Circuit Breaker	\$11,779.58	\$7,881.69	\$3,897.89
JCP&L Jersey Central Pwr & Lht	JCPL TRANS SUBS	GILBERT SWITCHING STATION	35300 - Station Equipment	Wiring	\$11,893.74	\$3,992.04	\$7,901.70
JCP&L Jersey Central Pwr & Lht	JCPL TRANS SUBS	GILBERT SWITCHING STATION	35300 - Station Equipment	Structure	\$12,073.85	\$3,820.88	\$8,252.97
JCP&L Jersey Central Pwr & Lht	JCPL TRANS SUBS	GILBERT SWITCHING STATION	35300 - Station Equipment	Switchgear	\$12,949.34	\$3,080.92	\$9,868.42
JCP&L Jersey Central Pwr & Lht	JCPL TRANS SUBS	GILBERT SWITCHING STATION	35300 - Station Equipment	Grounding System, Station	\$13,582.35	\$3,231.53	\$10,350.82
JCP&L Jersey Central Pwr & Lht	JCPL TRANS SUBS	GILBERT SWITCHING STATION	35300 - Station Equipment	Switch	\$14,043.63	\$7,279.46	\$6,764.17
JCP&L Jersey Central Pwr & Lht	JCPL TRANS SUBS	GILBERT SWITCHING STATION	35300 - Station Equipment	Grounding System, Station	\$14,678.41	\$4,785.90	\$9,892.51
JCP&L Jersey Central Pwr & Lht	JCPL TRANS SUBS	GILBERT SWITCHING STATION	35300 - Station Equipment	Circuit Breaker	\$14,880.69	\$7,229.62	\$7,651.07
JCP&L Jersey Central Pwr & Lht	JCPL TRANS SUBS	GILBERT SWITCHING STATION	35300 - Station Equipment	Switch	\$15,343.13	\$5,149.79	\$10,193.34
JCP&L Jersey Central Pwr & Lht	JCPL TRANS SUBS	GILBERT SWITCHING STATION	35300 - Station Equipment	Structure	\$15,507.79	\$14,755.29	\$752.50
JCP&L Jersey Central Pwr & Lht	JCPL TRANS SUBS	GILBERT SWITCHING STATION	35300 - Station Equipment	Circuit Breaker	\$16,089.38	\$11,932.11	\$4,157.27
JCP&L Jersey Central Pwr & Lht	JCPL TRANS SUBS	GILBERT SWITCHING STATION	35300 - Station Equipment	Conduit/Duct System	\$16,841.40	\$12,489.81	\$4,351.59
JCP&L Jersey Central Pwr & Lht	JCPL TRANS SUBS	GILBERT SWITCHING STATION	35300 - Station Equipment	Arrester, Lightning & Surge Protect	\$16,876.56	\$5,664.47	\$11,212.09
JCP&L Jersey Central Pwr & Lht	JCPL TRANS SUBS	GILBERT SWITCHING STATION	35300 - Station Equipment	Arrester, Lightning & Surge Protect	\$17,360.83	\$5,660.51	\$11,700.32
JCP&L Jersey Central Pwr & Lht	JCPL TRANS SUBS	GILBERT SWITCHING STATION	35300 - Station Equipment	Foundation - Equipment	\$17,611.02	\$13,060.57	\$4,550.45
JCP&L Jersey Central Pwr & Lht	JCPL TRANS SUBS	GILBERT SWITCHING STATION	35300 - Station Equipment	Switchgear	\$19,085.15	\$11,858.00	\$7,227.15
JCP&L Jersey Central Pwr & Lht	JCPL TRANS SUBS	GILBERT SWITCHING STATION	35300 - Station Equipment	Switch	\$19,234.86	\$14,264.84	\$4,970.02
JCP&L Jersey Central Pwr & Lht	JCPL TRANS SUBS	GILBERT SWITCHING STATION	35300 - Station Equipment	Carrier Equipment System	\$19,469.83	\$4,632.29	\$14,837.54
JCP&L Jersey Central Pwr & Lht	JCPL TRANS SUBS	GILBERT SWITCHING STATION	35300 - Station Equipment	Switchgear	\$20,208.65	\$10,034.89	\$10,173.76
JCP&L Jersey Central Pwr & Lht	JCPL TRANS SUBS	GILBERT SWITCHING STATION	35300 - Station Equipment	Transformer, Instrument	\$20,325.65	\$6,432.23	\$13,893.42
JCP&L Jersey Central Pwr & Lht	JCPL TRANS SUBS	GILBERT SWITCHING STATION	35300 - Station Equipment	Wiring	\$20,682.57	\$19,678.98	\$1,003.59
JCP&L Jersey Central Pwr & Lht	JCPL TRANS SUBS	GILBERT SWITCHING STATION	35300 - Station Equipment	Structure	\$21,425.00	\$14,852.54	\$6,572.46
JCP&L Jersey Central Pwr & Lht	JCPL TRANS SUBS	GILBERT SWITCHING STATION	35300 - Station Equipment	Structure	\$21,723.23	\$16,110.25	\$5,612.98
JCP&L Jersey Central Pwr & Lht	JCPL TRANS SUBS	GILBERT SWITCHING STATION	35300 - Station Equipment	Wiring	\$22,985.56	\$15,934.37	\$7,051.19
JCP&L Jersey Central Pwr & Lht	JCPL TRANS SUBS	GILBERT SWITCHING STATION	35300 - Station Equipment	Wiring	\$24,994.60	\$18,536.33	\$6,458.27
JCP&L Jersey Central Pwr & Lht	JCPL TRANS SUBS	GILBERT SWITCHING STATION	35300 - Station Equipment	Controls and Instrumentation	\$25,794.92	\$12,808.83	\$12,986.09
JCP&L Jersey Central Pwr & Lht	JCPL TRANS SUBS	GILBERT SWITCHING STATION	35300 - Station Equipment	Controls and Instrumentation	\$25,908.01	\$17,960.32	\$7,947.69
JCP&L Jersey Central Pwr & Lht	JCPL TRANS SUBS	GILBERT SWITCHING STATION	35300 - Station Equipment	Circuit Breaker	\$26,845.38	\$16,048.50	\$10,796.88
JCP&L Jersey Central Pwr & Lht	JCPL TRANS SUBS	GILBERT SWITCHING STATION	35300 - Station Equipment	Switch	\$28,087.68	\$26,724.76	\$1,362.92
JCP&L Jersey Central Pwr & Lht	JCPL TRANS SUBS	GILBERT SWITCHING STATION	35300 - Station Equipment	Transformer, Power	\$30,290.04	\$28,820.25	\$1,469.79
JCP&L Jersey Central Pwr & Lht	JCPL TRANS SUBS	GILBERT SWITCHING STATION	35300 - Station Equipment	Switch	\$31,890.98	\$10,092.19	\$21,798.79
JCP&L Jersey Central Pwr & Lht	JCPL TRANS SUBS	GILBERT SWITCHING STATION	35300 - Station Equipment	Switch	\$40,572.76	\$20,146.98	\$20,425.78
JCP&L Jersey Central Pwr & Lht	JCPL TRANS SUBS	GILBERT SWITCHING STATION	35300 - Station Equipment	Arrester, Lightning & Surge Protect	\$41,039.73	\$9,764.24	\$31,275.49
JCP&L Jersey Central Pwr & Lht	JCPL TRANS SUBS	GILBERT SWITCHING STATION	35300 - Station Equipment	Switchgear	\$43,948.51	\$14,750.95	\$29,197.56
JCP&L Jersey Central Pwr & Lht	JCPL TRANS SUBS	GILBERT SWITCHING STATION	35300 - Station Equipment	Structure	\$44,834.96	\$14,618.47	\$30,216.49
JCP&L Jersey Central Pwr & Lht	JCPL TRANS SUBS	GILBERT SWITCHING STATION	35300 - Station Equipment	Switch	\$45,945.62	\$31,851.07	\$14,094.55
JCP&L Jersey Central Pwr & Lht	JCPL TRANS SUBS	GILBERT SWITCHING STATION	35300 - Station Equipment	Switchgear	\$51,472.83	\$16,782.75	\$34,690.08
JCP&L Jersey Central Pwr & Lht	JCPL TRANS SUBS	GILBERT SWITCHING STATION	35300 - Station Equipment	Controls and Instrumentation	\$51,749.85	\$38,378.40	\$13,371.45
JCP&L Jersey Central Pwr & Lht	JCPL TRANS SUBS	GILBERT SWITCHING STATION	35300 - Station Equipment	Wiring	\$57,176.52	\$18,642.44	\$38,534.08
JCP&L Jersey Central Pwr & Lht	JCPL TRANS SUBS	GILBERT SWITCHING STATION	35300 - Station Equipment	Circuit Breaker	\$57,620.00	\$39,248.50	\$18,371.50
JCP&L Jersey Central Pwr & Lht	JCPL TRANS SUBS	GILBERT SWITCHING STATION	35300 - Station Equipment	Carrier Equipment System	\$59,129.83	\$15,845.83	\$43,284.00
JCP&L Jersey Central Pwr & Lht	JCPL TRANS SUBS	GILBERT SWITCHING STATION	35300 - Station Equipment	Wiring	\$63,633.04	\$31,597.89	\$32,035.15
JCP&L Jersey Central Pwr & Lht	JCPL TRANS SUBS	GILBERT SWITCHING STATION	35300 - Station Equipment	Wiring	\$76,584.04	\$18,221.00	\$58,363.04
JCP&L Jersey Central Pwr & Lht	JCPL TRANS SUBS	GILBERT SWITCHING STATION	35300 - Station Equipment	Switch	\$78,939.60	\$18,781.43	\$60,158.17
JCP&L Jersey Central Pwr & Lht	JCPL TRANS SUBS	GILBERT SWITCHING STATION	35300 - Station Equipment	Capacitor Bank	\$85,275.02	\$26,986.06	\$58,288.96
JCP&L Jersey Central Pwr & Lht	JCPL TRANS SUBS	GILBERT SWITCHING STATION	35300 - Station Equipment	Circuit Breaker	\$94,880.30	\$30,935.78	\$63,944.52
JCP&L Jersey Central Pwr & Lht	JCPL TRANS SUBS	GILBERT SWITCHING STATION	35300 - Station Equipment	Controls and Instrumentation	\$97,701.59	\$31,855.67	\$65,845.92
JCP&L Jersey Central Pwr & Lht	JCPL TRANS SUBS	GILBERT SWITCHING STATION	35300 - Station Equipment	Circuit Breaker	\$100,610.61	\$49,959.62	\$50,650.99
JCP&L Jersey Central Pwr & Lht	JCPL TRANS SUBS	GILBERT SWITCHING STATION	35300 - Station Equipment	Structure	\$104,754.42	\$24,923.34	\$79,831.08
JCP&L Jersey Central Pwr & Lht	JCPL TRANS SUBS	GILBERT SWITCHING STATION	35300 - Station Equipment	Circuit Breaker	\$107,561.48	\$74,565.29	\$32,996.19
JCP&L Jersey Central Pwr & Lht	JCPL TRANS SUBS	GILBERT SWITCHING STATION	35300 - Station Equipment	Controls and Instrumentation	\$152,438.14	\$36,268.33	\$116,169.81
JCP&L Jersey Central Pwr & Lht	JCPL TRANS SUBS	GILBERT SWITCHING STATION	35300 - Station Equipment	Battery System	\$159,860.45	\$39,655.89	\$120,204.56
JCP&L Jersey Central Pwr & Lht	JCPL TRANS SUBS	GILBERT SWITCHING STATION	35300 - Station Equipment	Switch	\$224,926.34	\$73,337.38	\$151,588.96
JCP&L Jersey Central Pwr & Lht	JCPL TRANS SUBS	GILBERT SWITCHING STATION	35300 - Station Equipment	Transformer, Power	\$276,661.52	\$92,859.13	\$183,802.39

Company	Major Location	Asset Location	Utility Account	Asset Retirement Unit	Book Cost	Allocated Reserve	Net Book Value
JCP&L Jersey Central Pwr & Lht	JCPL TRANS SUBS	GILBERT SWITCHING STATION	35300 - Station Equipment	Transformer, Power	\$402,859.71	\$298,766.26	\$104,093.45
		GILBERT SWITCHING STATION Total			\$3,410,886.38	\$1,594,039.32	\$1,816,847.06
JCP&L Jersey Central Pwr & Lht	JCPL SUB-TRANS SUBS	GILLETTE SUB	35300 - Station Equipment	Non-Unitized	(\$4,112.81)	(\$230.11)	(\$3,882.70)
JCP&L Jersey Central Pwr & Lht	JCPL SUB-TRANS SUBS	GILLETTE SUB	35300 - Station Equipment	Non-Unitized	(\$737.89)	(\$62.67)	(\$675.22)
JCP&L Jersey Central Pwr & Lht	JCPL SUB-TRANS SUBS	GILLETTE SUB	35300 - Station Equipment	Non-Unitized	(\$632.00)	(\$62.39)	(\$569.61)
JCP&L Jersey Central Pwr & Lht	JCPL SUB-TRANS SUBS	GILLETTE SUB	35300 - Station Equipment	Coupling Capacitor	(\$177.27)	(\$21.59)	(\$155.68)
JCP&L Jersey Central Pwr & Lht	JCPL SUB-TRANS SUBS	GILLETTE SUB	35300 - Station Equipment	Non-Unitized	(\$4.53)	(\$0.19)	(\$4.34)
JCP&L Jersey Central Pwr & Lht	JCPL SUB-TRANS SUBS	GILLETTE SUB	35300 - Station Equipment	Transformer, Power	\$0.21	\$0.10	\$0.11
JCP&L Jersey Central Pwr & Lht	JCPL SUB-TRANS SUBS	GILLETTE SUB	35300 - Station Equipment	Non-Unitized	\$2.29	\$0.02	\$2.27
JCP&L Jersey Central Pwr & Lht	JCPL SUB-TRANS SUBS	GILLETTE SUB	35300 - Station Equipment	Minor Station Equipment	\$17.05	\$8.43	\$8.62
JCP&L Jersey Central Pwr & Lht	JCPL SUB-TRANS SUBS	GILLETTE SUB	35300 - Station Equipment	Grounding System, Station	\$103.35	\$50.07	\$53.28
JCP&L Jersey Central Pwr & Lht	JCPL SUB-TRANS SUBS	GILLETTE SUB	35300 - Station Equipment	Controls and Instrumentation	\$156.21	\$74.10	\$82.11
JCP&L Jersey Central Pwr & Lht	JCPL SUB-TRANS SUBS	GILLETTE SUB	35300 - Station Equipment	Coupling Capacitor	\$177.27	\$19.39	\$157.88
JCP&L Jersey Central Pwr & Lht	JCPL SUB-TRANS SUBS	GILLETTE SUB	35300 - Station Equipment	Misc Tools & Equipment	\$206.48	\$87.82	\$118.66
JCP&L Jersey Central Pwr & Lht	JCPL SUB-TRANS SUBS	GILLETTE SUB	35300 - Station Equipment	Foundation - Equipment	\$395.44	\$160.76	\$234.68
JCP&L Jersey Central Pwr & Lht	JCPL SUB-TRANS SUBS	GILLETTE SUB	35300 - Station Equipment	Transformer, Power	\$520.45	\$160.40	\$360.05
JCP&L Jersey Central Pwr & Lht	JCPL SUB-TRANS SUBS	GILLETTE SUB	35300 - Station Equipment	Controls and Instrumentation	\$590.35	\$262.47	\$327.88
JCP&L Jersey Central Pwr & Lht	JCPL SUB-TRANS SUBS	GILLETTE SUB	35300 - Station Equipment	Structure	\$671.45	\$325.33	\$346.12
JCP&L Jersey Central Pwr & Lht	JCPL SUB-TRANS SUBS	GILLETTE SUB	35300 - Station Equipment	Fire Protection System for Equipmnt	\$710.98	\$302.42	\$408.56
JCP&L Jersey Central Pwr & Lht	JCPL SUB-TRANS SUBS	GILLETTE SUB	35300 - Station Equipment	Wiring	\$792.85	\$384.16	\$408.69
JCP&L Jersey Central Pwr & Lht	JCPL SUB-TRANS SUBS	GILLETTE SUB	35300 - Station Equipment	Controls and Instrumentation	\$848.66	\$352.95	\$495.71
JCP&L Jersey Central Pwr & Lht	JCPL SUB-TRANS SUBS	GILLETTE SUB	35300 - Station Equipment	Minor Station Equipment	\$1,003.55	\$507.02	\$496.53
JCP&L Jersey Central Pwr & Lht	JCPL SUB-TRANS SUBS	GILLETTE SUB	35300 - Station Equipment	Grounding System, Station	\$1,190.63	\$589.14	\$601.49
JCP&L Jersey Central Pwr & Lht	JCPL SUB-TRANS SUBS	GILLETTE SUB	35300 - Station Equipment	Conduit/Duct System	\$1,483.64	\$734.13	\$749.51
JCP&L Jersey Central Pwr & Lht	JCPL SUB-TRANS SUBS	GILLETTE SUB	35300 - Station Equipment	Foundation - Equipment	\$1,583.36	\$557.55	\$1,025.81
JCP&L Jersey Central Pwr & Lht	JCPL SUB-TRANS SUBS	GILLETTE SUB	35300 - Station Equipment	Arrester, Lightning & Surge Protect	\$1,594.69	\$477.51	\$1,117.18
JCP&L Jersey Central Pwr & Lht	JCPL SUB-TRANS SUBS	GILLETTE SUB	35300 - Station Equipment	Controls and Instrumentation	\$1,606.22	\$565.60	\$1,040.62
JCP&L Jersey Central Pwr & Lht	JCPL SUB-TRANS SUBS	GILLETTE SUB	35300 - Station Equipment	Wiring	\$1,631.87	\$488.64	\$1,143.23
JCP&L Jersey Central Pwr & Lht	JCPL SUB-TRANS SUBS	GILLETTE SUB	35300 - Station Equipment	Capacitor Bank	\$1,636.81	\$809.91	\$826.90
JCP&L Jersey Central Pwr & Lht	JCPL SUB-TRANS SUBS	GILLETTE SUB	35300 - Station Equipment	Fuse Equipment	\$1,864.69	\$942.09	\$922.60
JCP&L Jersey Central Pwr & Lht	JCPL SUB-TRANS SUBS	GILLETTE SUB	35300 - Station Equipment	Carrier Equipment System	\$1,866.81	\$923.72	\$943.09
JCP&L Jersey Central Pwr & Lht	JCPL SUB-TRANS SUBS	GILLETTE SUB	35300 - Station Equipment	Wood Pole	\$1,887.20	\$953.46	\$933.74
JCP&L Jersey Central Pwr & Lht	JCPL SUB-TRANS SUBS	GILLETTE SUB	35300 - Station Equipment	Switch	\$1,905.53	\$923.27	\$982.26
JCP&L Jersey Central Pwr & Lht	JCPL SUB-TRANS SUBS	GILLETTE SUB	35300 - Station Equipment	Fuse Equipment	\$1,927.23	\$953.62	\$973.61
JCP&L Jersey Central Pwr & Lht	JCPL SUB-TRANS SUBS	GILLETTE SUB	35300 - Station Equipment	Arrester, Lightning & Surge Protect	\$2,026.69	\$981.98	\$1,044.71
JCP&L Jersey Central Pwr & Lht	JCPL SUB-TRANS SUBS	GILLETTE SUB	35300 - Station Equipment	Conduit	\$2,234.40	\$215.96	\$2,018.44
JCP&L Jersey Central Pwr & Lht	JCPL SUB-TRANS SUBS	GILLETTE SUB	35300 - Station Equipment	Minor Station Equipment	\$2,405.10	\$1,069.32	\$1,335.78
JCP&L Jersey Central Pwr & Lht	JCPL SUB-TRANS SUBS	GILLETTE SUB	35300 - Station Equipment	Foundation - Equipment	\$2,414.08	\$1,120.90	\$1,293.18
JCP&L Jersey Central Pwr & Lht	JCPL SUB-TRANS SUBS	GILLETTE SUB	35300 - Station Equipment	Transformer, Power	\$2,494.14	\$636.14	\$1,858.00
JCP&L Jersey Central Pwr & Lht	JCPL SUB-TRANS SUBS	GILLETTE SUB	35300 - Station Equipment	Structural Steel Support	\$2,521.15	\$337.07	\$2,184.08
JCP&L Jersey Central Pwr & Lht	JCPL SUB-TRANS SUBS	GILLETTE SUB	35300 - Station Equipment	Conduit/Duct System	\$2,566.12	\$768.39	\$1,797.73
JCP&L Jersey Central Pwr & Lht	JCPL SUB-TRANS SUBS	GILLETTE SUB	35300 - Station Equipment	Battery System	\$3,010.20	\$1,520.83	\$1,489.37
JCP&L Jersey Central Pwr & Lht	JCPL SUB-TRANS SUBS	GILLETTE SUB	35300 - Station Equipment	Minor Station Equipment	\$3,284.67	\$1,525.14	\$1,759.53
JCP&L Jersey Central Pwr & Lht	JCPL SUB-TRANS SUBS	GILLETTE SUB	35300 - Station Equipment	Grounding System, Station	\$3,696.53	\$1,106.87	\$2,589.66
JCP&L Jersey Central Pwr & Lht	JCPL SUB-TRANS SUBS	GILLETTE SUB	35300 - Station Equipment	Foundation - Equipment	\$3,718.23	\$1,839.84	\$1,878.39
JCP&L Jersey Central Pwr & Lht	JCPL SUB-TRANS SUBS	GILLETTE SUB	35300 - Station Equipment	Control Wiring	\$4,076.61	\$592.12	\$3,484.49
JCP&L Jersey Central Pwr & Lht	JCPL SUB-TRANS SUBS	GILLETTE SUB	35300 - Station Equipment	Grounding System, Station	\$4,203.94	\$1,480.34	\$2,723.60
JCP&L Jersey Central Pwr & Lht	JCPL SUB-TRANS SUBS	GILLETTE SUB	35300 - Station Equipment	Control Wiring	\$4,216.55	\$513.46	\$3,703.09
JCP&L Jersey Central Pwr & Lht	JCPL SUB-TRANS SUBS	GILLETTE SUB	35300 - Station Equipment	Conduit	\$4,366.67	\$531.73	\$3,834.94
JCP&L Jersey Central Pwr & Lht	JCPL SUB-TRANS SUBS	GILLETTE SUB	35300 - Station Equipment	Bus	\$4,433.95	\$539.93	\$3,894.02
JCP&L Jersey Central Pwr & Lht	JCPL SUB-TRANS SUBS	GILLETTE SUB	35300 - Station Equipment	Cable, Wiring	\$4,581.28	\$665.43	\$3,915.85
JCP&L Jersey Central Pwr & Lht	JCPL SUB-TRANS SUBS	GILLETTE SUB	35300 - Station Equipment	Structure	\$4,684.20	\$2,317.81	\$2,366.39
JCP&L Jersey Central Pwr & Lht	JCPL SUB-TRANS SUBS	GILLETTE SUB	35300 - Station Equipment	Controls and Instrumentation	\$4,934.70	\$2,441.77	\$2,492.93
JCP&L Jersey Central Pwr & Lht	JCPL SUB-TRANS SUBS	GILLETTE SUB	35300 - Station Equipment	Controls and Instrumentation	\$5,039.23	\$1,685.53	\$3,353.70
JCP&L Jersey Central Pwr & Lht	JCPL SUB-TRANS SUBS	GILLETTE SUB	35300 - Station Equipment	Bus	\$5,564.64	\$743.98	\$4,820.66
JCP&L Jersey Central Pwr & Lht	JCPL SUB-TRANS SUBS	GILLETTE SUB	35300 - Station Equipment	Arrester, Lightning & Surge Protect	\$5,711.92	\$829.65	\$4,882.27
JCP&L Jersey Central Pwr & Lht	JCPL SUB-TRANS SUBS	GILLETTE SUB	35300 - Station Equipment	Arrester, Lightning & Surge Protect	\$5,780.51	\$2,035.50	\$3,745.01
JCP&L Jersey Central Pwr & Lht	JCPL SUB-TRANS SUBS	GILLETTE SUB	35300 - Station Equipment	Structure	\$5,952.59	\$1,730.16	\$4,222.43

Company	Major Location	Asset Location	Utility Account	Asset Retirement Unit	Book Cost	Allocated Reserve	Net Book Value
JCP&L Jersey Central Pwr & Lht	JCPL SUB-TRANS SUBS	GILLETTE SUB	35300 - Station Equipment	Wiring	\$6,405.94	\$930.46	\$5,475.48
JCP&L Jersey Central Pwr & Lht	JCPL SUB-TRANS SUBS	GILLETTE SUB	35300 - Station Equipment	Grounding System, Station	\$6,476.90	\$1,710.26	\$4,766.64
JCP&L Jersey Central Pwr & Lht	JCPL SUB-TRANS SUBS	GILLETTE SUB	35300 - Station Equipment	Bus	\$6,970.53	\$673.71	\$6,296.82
JCP&L Jersey Central Pwr & Lht	JCPL SUB-TRANS SUBS	GILLETTE SUB	35300 - Station Equipment	Minor Station Equipment	\$7,115.04	\$1,684.40	\$5,430.64
JCP&L Jersey Central Pwr & Lht	JCPL SUB-TRANS SUBS	GILLETTE SUB	35300 - Station Equipment	Switch	\$7,229.68	\$1,909.04	\$5,320.64
JCP&L Jersey Central Pwr & Lht	JCPL SUB-TRANS SUBS	GILLETTE SUB	35300 - Station Equipment	Fuse Equipment	\$7,410.14	\$2,153.80	\$5,256.34
JCP&L Jersey Central Pwr & Lht	JCPL SUB-TRANS SUBS	GILLETTE SUB	35300 - Station Equipment	Line Tuning Assembly	\$8,369.35	\$808.90	\$7,560.45
JCP&L Jersey Central Pwr & Lht	JCPL SUB-TRANS SUBS	GILLETTE SUB	35300 - Station Equipment	Grounding System, Station	\$8,603.28	\$3,994.68	\$4,608.60
JCP&L Jersey Central Pwr & Lht	JCPL SUB-TRANS SUBS	GILLETTE SUB	35300 - Station Equipment	Control Wiring	\$9,289.54	\$1,241.99	\$8,047.55
JCP&L Jersey Central Pwr & Lht	JCPL SUB-TRANS SUBS	GILLETTE SUB	35300 - Station Equipment	Controls and Instrumentation	\$9,363.83	\$2,472.58	\$6,891.25
JCP&L Jersey Central Pwr & Lht	JCPL SUB-TRANS SUBS	GILLETTE SUB	35300 - Station Equipment	Switchgear	\$9,373.99	\$4,541.90	\$4,832.09
JCP&L Jersey Central Pwr & Lht	JCPL SUB-TRANS SUBS	GILLETTE SUB	35300 - Station Equipment	Non-Unitized	\$9,494.26	\$236.01	\$9,258.25
JCP&L Jersey Central Pwr & Lht	JCPL SUB-TRANS SUBS	GILLETTE SUB	35300 - Station Equipment	Coupling Capacitor	\$9,745.95	\$1,303.01	\$8,442.94
JCP&L Jersey Central Pwr & Lht	JCPL SUB-TRANS SUBS	GILLETTE SUB	35300 - Station Equipment	Controls and Instrumentation	\$10,243.59	\$2,425.04	\$7,818.55
JCP&L Jersey Central Pwr & Lht	JCPL SUB-TRANS SUBS	GILLETTE SUB	35300 - Station Equipment	Circuit Breaker	\$11,618.80	\$4,091.35	\$7,527.45
JCP&L Jersey Central Pwr & Lht	JCPL SUB-TRANS SUBS	GILLETTE SUB	35300 - Station Equipment	Foundation - Equipment	\$11,924.80	\$3,041.46	\$8,883.34
JCP&L Jersey Central Pwr & Lht	JCPL SUB-TRANS SUBS	GILLETTE SUB	35300 - Station Equipment	Circuit Breaker	\$12,074.18	\$5,850.20	\$6,223.98
JCP&L Jersey Central Pwr & Lht	JCPL SUB-TRANS SUBS	GILLETTE SUB	35300 - Station Equipment	Foundation - Equipment	\$13,131.06	\$6,634.15	\$6,496.91
JCP&L Jersey Central Pwr & Lht	JCPL SUB-TRANS SUBS	GILLETTE SUB	35300 - Station Equipment	Minor Station Equipment	\$13,375.59	\$3,887.70	\$9,487.89
JCP&L Jersey Central Pwr & Lht	JCPL SUB-TRANS SUBS	GILLETTE SUB	35300 - Station Equipment	Carrier Equipment System	\$13,735.47	\$3,123.23	\$10,612.24
JCP&L Jersey Central Pwr & Lht	JCPL SUB-TRANS SUBS	GILLETTE SUB	35300 - Station Equipment	Circuit Breaker	\$14,210.38	\$8,591.42	\$5,618.96
JCP&L Jersey Central Pwr & Lht	JCPL SUB-TRANS SUBS	GILLETTE SUB	35300 - Station Equipment	Transformer, Instrument	\$14,333.88	\$4,166.23	\$10,167.65
JCP&L Jersey Central Pwr & Lht	JCPL SUB-TRANS SUBS	GILLETTE SUB	35300 - Station Equipment	Transformer, Instrument	\$14,572.10	\$7,362.20	\$7,209.90
JCP&L Jersey Central Pwr & Lht	JCPL SUB-TRANS SUBS	GILLETTE SUB	35300 - Station Equipment	Structure	\$15,010.68	\$6,969.77	\$8,040.91
JCP&L Jersey Central Pwr & Lht	JCPL SUB-TRANS SUBS	GILLETTE SUB	35300 - Station Equipment	Transformer, Instrument	\$15,563.63	\$7,701.12	\$7,862.51
JCP&L Jersey Central Pwr & Lht	JCPL SUB-TRANS SUBS	GILLETTE SUB	35300 - Station Equipment	Transformer, Instrument	\$17,452.61	\$8,103.61	\$9,349.00
JCP&L Jersey Central Pwr & Lht	JCPL SUB-TRANS SUBS	GILLETTE SUB	35300 - Station Equipment	Structure	\$17,874.26	\$6,294.10	\$11,580.16
JCP&L Jersey Central Pwr & Lht	JCPL SUB-TRANS SUBS	GILLETTE SUB	35300 - Station Equipment	Carrier Equipment System	\$18,402.59	\$4,859.32	\$13,543.27
JCP&L Jersey Central Pwr & Lht	JCPL SUB-TRANS SUBS	GILLETTE SUB	35300 - Station Equipment	Wiring	\$18,884.33	\$6,649.78	\$12,234.55
JCP&L Jersey Central Pwr & Lht	JCPL SUB-TRANS SUBS	GILLETTE SUB	35300 - Station Equipment	Wiring	\$20,041.12	\$9,916.65	\$10,124.47
JCP&L Jersey Central Pwr & Lht	JCPL SUB-TRANS SUBS	GILLETTE SUB	35300 - Station Equipment	Grounding System, Station	\$20,440.14	\$10,326.90	\$10,113.24
JCP&L Jersey Central Pwr & Lht	JCPL SUB-TRANS SUBS	GILLETTE SUB	35300 - Station Equipment	Controls and Instrumentation	\$20,755.48	\$9,637.20	\$11,118.28
JCP&L Jersey Central Pwr & Lht	JCPL SUB-TRANS SUBS	GILLETTE SUB	35300 - Station Equipment	Controls and Instrumentation	\$21,200.12	\$10,710.86	\$10,489.26
JCP&L Jersey Central Pwr & Lht	JCPL SUB-TRANS SUBS	GILLETTE SUB	35300 - Station Equipment	Switchgear	\$22,601.91	\$7,958.86	\$14,643.05
JCP&L Jersey Central Pwr & Lht	JCPL SUB-TRANS SUBS	GILLETTE SUB	35300 - Station Equipment	Conduit/Duct System	\$24,541.69	\$12,399.11	\$12,142.58
JCP&L Jersey Central Pwr & Lht	JCPL SUB-TRANS SUBS	GILLETTE SUB	35300 - Station Equipment	Control Wiring	\$24,853.08	\$2,402.07	\$22,451.01
JCP&L Jersey Central Pwr & Lht	JCPL SUB-TRANS SUBS	GILLETTE SUB	35300 - Station Equipment	Arrester, Lightning & Surge Protect	\$25,017.21	\$11,616.01	\$13,401.20
JCP&L Jersey Central Pwr & Lht	JCPL SUB-TRANS SUBS	GILLETTE SUB	35300 - Station Equipment	Fuse Equipment	\$26,563.71	\$3,234.70	\$23,329.01
JCP&L Jersey Central Pwr & Lht	JCPL SUB-TRANS SUBS	GILLETTE SUB	35300 - Station Equipment	Arrester, Lightning & Surge Protect	\$27,206.72	\$13,745.55	\$13,461.17
JCP&L Jersey Central Pwr & Lht	JCPL SUB-TRANS SUBS	GILLETTE SUB	35300 - Station Equipment	Switch	\$27,523.82	\$7,999.97	\$19,523.85
JCP&L Jersey Central Pwr & Lht	JCPL SUB-TRANS SUBS	GILLETTE SUB	35300 - Station Equipment	Conduit	\$29,237.36	\$3,908.97	\$25,328.39
JCP&L Jersey Central Pwr & Lht	JCPL SUB-TRANS SUBS	GILLETTE SUB	35300 - Station Equipment	Transformer, Station Service : Each	\$30,541.83	\$4,436.17	\$26,105.66
JCP&L Jersey Central Pwr & Lht	JCPL SUB-TRANS SUBS	GILLETTE SUB	35300 - Station Equipment	Wiring	\$34,475.51	\$16,007.69	\$18,467.82
JCP&L Jersey Central Pwr & Lht	JCPL SUB-TRANS SUBS	GILLETTE SUB	35300 - Station Equipment	Transformer, Power	\$35,047.23	\$14,247.73	\$20,799.50
JCP&L Jersey Central Pwr & Lht	JCPL SUB-TRANS SUBS	GILLETTE SUB	35300 - Station Equipment	Switchgear	\$36,500.68	\$18,061.09	\$18,439.59
JCP&L Jersey Central Pwr & Lht	JCPL SUB-TRANS SUBS	GILLETTE SUB	35300 - Station Equipment	Carrier Equipment System	\$36,656.89	\$17,020.56	\$19,636.33
JCP&L Jersey Central Pwr & Lht	JCPL SUB-TRANS SUBS	GILLETTE SUB	35300 - Station Equipment	Switch	\$36,689.44	\$5,329.11	\$31,360.33
JCP&L Jersey Central Pwr & Lht	JCPL SUB-TRANS SUBS	GILLETTE SUB	35300 - Station Equipment	Circuit Breaker	\$38,424.80	\$5,581.16	\$32,843.64
JCP&L Jersey Central Pwr & Lht	JCPL SUB-TRANS SUBS	GILLETTE SUB	35300 - Station Equipment	Wiring	\$38,911.08	\$10,274.71	\$28,636.37
JCP&L Jersey Central Pwr & Lht	JCPL SUB-TRANS SUBS	GILLETTE SUB	35300 - Station Equipment	Carrier Equipment System	\$40,667.39	\$20,546.23	\$20,121.16
JCP&L Jersey Central Pwr & Lht	JCPL SUB-TRANS SUBS	GILLETTE SUB	35300 - Station Equipment	Battery System	\$44,410.79	\$9,246.69	\$35,164.10
JCP&L Jersey Central Pwr & Lht	JCPL SUB-TRANS SUBS	GILLETTE SUB	35300 - Station Equipment	Switch	\$45,614.33	\$22,570.66	\$23,043.67
JCP&L Jersey Central Pwr & Lht	JCPL SUB-TRANS SUBS	GILLETTE SUB	35300 - Station Equipment	Circuit Breaker	\$47,960.06	\$22,268.86	\$25,691.20
JCP&L Jersey Central Pwr & Lht	JCPL SUB-TRANS SUBS	GILLETTE SUB	35300 - Station Equipment	Line Wave Trap	\$48,120.44	\$4,650.88	\$43,469.56
JCP&L Jersey Central Pwr & Lht	JCPL SUB-TRANS SUBS	GILLETTE SUB	35300 - Station Equipment	Wiring	\$48,210.65	\$24,357.29	\$23,853.36
JCP&L Jersey Central Pwr & Lht	JCPL SUB-TRANS SUBS	GILLETTE SUB	35300 - Station Equipment	Foundation - Equipment	\$48,404.31	\$7,030.67	\$41,373.64
JCP&L Jersey Central Pwr & Lht	JCPL SUB-TRANS SUBS	GILLETTE SUB	35300 - Station Equipment	Battery System	\$49,000.68	\$14,672.53	\$34,328.15
JCP&L Jersey Central Pwr & Lht	JCPL SUB-TRANS SUBS	GILLETTE SUB	35300 - Station Equipment	Switchgear	\$50,150.93	\$23,286.12	\$26,864.81

Company	Major Location	Asset Location	Utility Account	Asset Retirement Unit	Book Cost	Allocated Reserve	Net Book Value
JCP&L Jersey Central Pwr & Lht	JCPL SUB-TRANS SUBS	GILLETTE SUB	35300 - Station Equipment	Switchgear	\$51,300.42	\$15,361.15	\$35,939.27
JCP&L Jersey Central Pwr & Lht	JCPL SUB-TRANS SUBS	GILLETTE SUB	35300 - Station Equipment	Capacitor Bank	\$54,270.06	\$13,841.77	\$40,428.29
JCP&L Jersey Central Pwr & Lht	JCPL SUB-TRANS SUBS	GILLETTE SUB	35300 - Station Equipment	Relays	\$57,032.53	\$7,625.11	\$49,407.42
JCP&L Jersey Central Pwr & Lht	JCPL SUB-TRANS SUBS	GILLETTE SUB	35300 - Station Equipment	Switchgear	\$58,082.96	\$29,345.03	\$28,737.93
JCP&L Jersey Central Pwr & Lht	JCPL SUB-TRANS SUBS	GILLETTE SUB	35300 - Station Equipment	Circuit Breaker	\$64,998.80	\$32,839.09	\$32,159.71
JCP&L Jersey Central Pwr & Lht	JCPL SUB-TRANS SUBS	GILLETTE SUB	35300 - Station Equipment	Capacitor Bank	\$72,985.73	\$21,213.75	\$51,771.98
JCP&L Jersey Central Pwr & Lht	JCPL SUB-TRANS SUBS	GILLETTE SUB	35300 - Station Equipment	Microwave System	\$73,412.82	\$20,690.87	\$52,721.95
JCP&L Jersey Central Pwr & Lht	JCPL SUB-TRANS SUBS	GILLETTE SUB	35300 - Station Equipment	RTU - SCADA	\$79,674.04	\$4,402.76	\$75,271.28
JCP&L Jersey Central Pwr & Lht	JCPL SUB-TRANS SUBS	GILLETTE SUB	35300 - Station Equipment	Circuit Breaker	\$79,969.99	\$18,931.84	\$61,038.15
JCP&L Jersey Central Pwr & Lht	JCPL SUB-TRANS SUBS	GILLETTE SUB	35300 - Station Equipment	Structure	\$85,532.48	\$43,213.25	\$42,319.23
JCP&L Jersey Central Pwr & Lht	JCPL SUB-TRANS SUBS	GILLETTE SUB	35300 - Station Equipment	Relaying Equipment	\$87,989.45	\$11,763.98	\$76,225.47
JCP&L Jersey Central Pwr & Lht	JCPL SUB-TRANS SUBS	GILLETTE SUB	35300 - Station Equipment	Cabinets/Panels/Consoles	\$94,106.42	\$9,095.47	\$85,010.95
JCP&L Jersey Central Pwr & Lht	JCPL SUB-TRANS SUBS	GILLETTE SUB	35300 - Station Equipment	Switch	\$100,804.81	\$50,929.23	\$49,875.58
JCP&L Jersey Central Pwr & Lht	JCPL SUB-TRANS SUBS	GILLETTE SUB	35300 - Station Equipment	Transformer, Power	\$105,287.77	\$15,292.94	\$89,994.83
JCP&L Jersey Central Pwr & Lht	JCPL SUB-TRANS SUBS	GILLETTE SUB	35300 - Station Equipment	Transrupter	\$106,366.64	\$14,220.96	\$92,145.68
JCP&L Jersey Central Pwr & Lht	JCPL SUB-TRANS SUBS	GILLETTE SUB	35300 - Station Equipment	Switch	\$110,816.87	\$51,454.58	\$59,362.29
JCP&L Jersey Central Pwr & Lht	JCPL SUB-TRANS SUBS	GILLETTE SUB	35300 - Station Equipment	Mobile Substation	\$118,592.13	\$31,315.00	\$87,277.13
JCP&L Jersey Central Pwr & Lht	JCPL SUB-TRANS SUBS	GILLETTE SUB	35300 - Station Equipment	Circuit Switcher	\$138,480.78	\$16,863.01	\$121,617.77
JCP&L Jersey Central Pwr & Lht	JCPL SUB-TRANS SUBS	GILLETTE SUB	35300 - Station Equipment	Capacitor Bank	\$168,035.48	\$24,406.97	\$143,628.51
JCP&L Jersey Central Pwr & Lht	JCPL SUB-TRANS SUBS	GILLETTE SUB	35300 - Station Equipment	Transformer, Power	\$174,005.84	\$87,912.30	\$86,093.54
JCP&L Jersey Central Pwr & Lht	JCPL SUB-TRANS SUBS	GILLETTE SUB	35300 - Station Equipment	Circuit Breaker	\$231,308.00	\$58,995.92	\$172,312.08
JCP&L Jersey Central Pwr & Lht	JCPL SUB-TRANS SUBS	GILLETTE SUB	35300 - Station Equipment	Transformer, Power	\$275,354.95	\$57,331.15	\$218,023.80
JCP&L Jersey Central Pwr & Lht	JCPL SUB-TRANS SUBS	GILLETTE SUB	35300 - Station Equipment	Grounding System, Station	\$308,708.36	\$73,082.64	\$235,625.72
JCP&L Jersey Central Pwr & Lht	JCPL SUB-TRANS SUBS	GILLETTE SUB	35300 - Station Equipment	Circuit Breaker	\$443,059.02	\$92,248.50	\$350,810.52
JCP&L Jersey Central Pwr & Lht	JCPL SUB-TRANS SUBS	GILLETTE SUB	35300 - Station Equipment	Transformer, Power	\$891,457.88	\$167,819.54	\$723,638.34
JCP&L Jersey Central Pwr & Lht	JCPL SUB-TRANS SUBS	GILLETTE SUB	35300 - Station Equipment	Transformer, Power	\$1,107,065.89	\$251,729.78	\$855,336.11
JCP&L Jersey Central Pwr & Lht	JCPL SUB-TRANS SUBS	GILLETTE SUB	35300 - Station Equipment	Transformer, Power	\$6,591,354.77	\$1,717,249.98	\$4,874,104.79
JCP&L Jersey Central Pwr & Lht	JCPL SERV CENTERS	GILLETTE TRAINING CTR	35300 - Station Equipment	Transformer, Power	\$18,788.00	\$13,933.44	\$4,854.56
		GILLETTE TRAINING CTR Total			\$18,788.00	\$13,933.44	\$4,854.56
JCP&L Jersey Central Pwr & Lht	JCPL TRANS SUBS	GLEN GARDNER SUB	35300 - Station Equipment	Non-Unitized	(\$4,112.81)	(\$230.11)	(\$3,882.70)
JCP&L Jersey Central Pwr & Lht	JCPL TRANS SUBS	GLEN GARDNER SUB	35300 - Station Equipment	Switch	\$9.00	\$3.17	\$5.83
JCP&L Jersey Central Pwr & Lht	JCPL TRANS SUBS	GLEN GARDNER SUB	35300 - Station Equipment	Conduit/Duct System	\$291.95	\$102.81	\$189.14
JCP&L Jersey Central Pwr & Lht	JCPL TRANS SUBS	GLEN GARDNER SUB	35300 - Station Equipment	Controls and Instrumentation	\$330.41	\$146.90	\$183.51
JCP&L Jersey Central Pwr & Lht	JCPL TRANS SUBS	GLEN GARDNER SUB	35300 - Station Equipment	Non-Unitized	\$463.51	\$3.91	\$459.60
JCP&L Jersey Central Pwr & Lht	JCPL TRANS SUBS	GLEN GARDNER SUB	35300 - Station Equipment	Cable, Wiring	\$535.41	\$83.77	\$451.64
JCP&L Jersey Central Pwr & Lht	JCPL TRANS SUBS	GLEN GARDNER SUB	35300 - Station Equipment	Foundation - Equipment	\$580.27	\$263.68	\$316.59
JCP&L Jersey Central Pwr & Lht	JCPL TRANS SUBS	GLEN GARDNER SUB	35300 - Station Equipment	Non-Unitized	\$663.92	\$37.14	\$626.78
JCP&L Jersey Central Pwr & Lht	JCPL TRANS SUBS	GLEN GARDNER SUB	35300 - Station Equipment	Non-Unitized	\$694.24	\$8.25	\$665.99
JCP&L Jersey Central Pwr & Lht	JCPL TRANS SUBS	GLEN GARDNER SUB	35300 - Station Equipment	Conduit/Duct System	\$709.59	\$39.70	\$669.89
JCP&L Jersey Central Pwr & Lht	JCPL TRANS SUBS	GLEN GARDNER SUB	35300 - Station Equipment	Non-Unitized	\$715.47	\$17.79	\$697.68
JCP&L Jersey Central Pwr & Lht	JCPL TRANS SUBS	GLEN GARDNER SUB	35300 - Station Equipment	Minor Station Equipment	\$729.81	\$303.52	\$426.29
JCP&L Jersey Central Pwr & Lht	JCPL TRANS SUBS	GLEN GARDNER SUB	35300 - Station Equipment	Conduit/Duct System	\$788.32	\$327.85	\$460.47
JCP&L Jersey Central Pwr & Lht	JCPL TRANS SUBS	GLEN GARDNER SUB	35300 - Station Equipment	Foundation - Equipment	\$865.42	\$384.77	\$480.65
JCP&L Jersey Central Pwr & Lht	JCPL TRANS SUBS	GLEN GARDNER SUB	35300 - Station Equipment	Switch	\$1,004.24	\$630.59	\$373.65
JCP&L Jersey Central Pwr & Lht	JCPL TRANS SUBS	GLEN GARDNER SUB	35300 - Station Equipment	Carrier Equipment System	\$1,026.22	\$456.26	\$569.96
JCP&L Jersey Central Pwr & Lht	JCPL TRANS SUBS	GLEN GARDNER SUB	35300 - Station Equipment	Arrester, Lightning & Surge Protect	\$1,100.68	\$783.84	\$316.84
JCP&L Jersey Central Pwr & Lht	JCPL TRANS SUBS	GLEN GARDNER SUB	35300 - Station Equipment	Minor Station Equipment	\$1,143.88	\$542.62	\$601.26
JCP&L Jersey Central Pwr & Lht	JCPL TRANS SUBS	GLEN GARDNER SUB	35300 - Station Equipment	Cable, Wiring	\$1,255.74	\$167.89	\$1,087.85
JCP&L Jersey Central Pwr & Lht	JCPL TRANS SUBS	GLEN GARDNER SUB	35300 - Station Equipment	Switch	\$1,742.09	\$791.62	\$950.47
JCP&L Jersey Central Pwr & Lht	JCPL TRANS SUBS	GLEN GARDNER SUB	35300 - Station Equipment	Grounding System, Station	\$1,887.25	\$664.56	\$1,222.69
JCP&L Jersey Central Pwr & Lht	JCPL TRANS SUBS	GLEN GARDNER SUB	35300 - Station Equipment	Arrester, Lightning & Surge Protect	\$1,968.46	\$693.16	\$1,275.30
JCP&L Jersey Central Pwr & Lht	JCPL TRANS SUBS	GLEN GARDNER SUB	35300 - Station Equipment	Minor Station Equipment	\$2,093.80	\$774.66	\$1,319.14
JCP&L Jersey Central Pwr & Lht	JCPL TRANS SUBS	GLEN GARDNER SUB	35300 - Station Equipment	Foundation - Equipment	\$2,152.92	\$758.11	\$1,394.81
JCP&L Jersey Central Pwr & Lht	JCPL TRANS SUBS	GLEN GARDNER SUB	35300 - Station Equipment	Arrester, Lightning & Surge Protect	\$3,120.51	\$1,071.22	\$2,049.29
JCP&L Jersey Central Pwr & Lht	JCPL TRANS SUBS	GLEN GARDNER SUB	35300 - Station Equipment	Controls and Instrumentation	\$3,365.07	\$1,431.35	\$1,933.72
JCP&L Jersey Central Pwr & Lht	JCPL TRANS SUBS	GLEN GARDNER SUB	35300 - Station Equipment	Circuit Breaker	\$3,602.40	\$394.22	\$3,208.18
JCP&L Jersey Central Pwr & Lht	JCPL TRANS SUBS	GLEN GARDNER SUB	35300 - Station Equipment	Capacitor Bank	\$3,877.74	\$424.35	\$3,453.39
JCP&L Jersey Central Pwr & Lht	JCPL TRANS SUBS	GLEN GARDNER SUB	35300 - Station Equipment	Arrester, Lightning & Surge Protect	\$4,128.66	\$645.93	\$3,482.73

Company	Major Location	Asset Location	Utility Account	Asset Retirement Unit	Book Cost	Allocated Reserve	Net Book Value
JCP&L Jersey Central Pwr & Lht	JCPL TRANS SUBS	GLEN GARDNER SUB	35300 - Station Equipment	Switchgear	\$4,436.22	\$2,059.83	\$2,376.39
JCP&L Jersey Central Pwr & Lht	JCPL TRANS SUBS	GLEN GARDNER SUB	35300 - Station Equipment	Switch	\$4,580.00	\$2,126.59	\$2,453.41
JCP&L Jersey Central Pwr & Lht	JCPL TRANS SUBS	GLEN GARDNER SUB	35300 - Station Equipment	Steel Pole Fully Dressed	\$668.79	\$669.42	\$3,939.37
JCP&L Jersey Central Pwr & Lht	JCPL TRANS SUBS	GLEN GARDNER SUB	35300 - Station Equipment	Controls and Instrumentation	\$4,832.37	\$2,292.31	\$2,540.06
JCP&L Jersey Central Pwr & Lht	JCPL TRANS SUBS	GLEN GARDNER SUB	35300 - Station Equipment	Arrester, Lightning & Surge Protect	\$5,076.36	\$284.02	\$4,792.34
JCP&L Jersey Central Pwr & Lht	JCPL TRANS SUBS	GLEN GARDNER SUB	35300 - Station Equipment	Controls and Instrumentation	\$5,097.18	\$1,794.88	\$3,302.30
JCP&L Jersey Central Pwr & Lht	JCPL TRANS SUBS	GLEN GARDNER SUB	35300 - Station Equipment	Foundation - Equipment	\$5,107.44	\$2,422.79	\$2,684.65
JCP&L Jersey Central Pwr & Lht	JCPL TRANS SUBS	GLEN GARDNER SUB	35300 - Station Equipment	Grounding System, Station	\$5,599.95	\$2,328.98	\$3,270.97
JCP&L Jersey Central Pwr & Lht	JCPL TRANS SUBS	GLEN GARDNER SUB	35300 - Station Equipment	Grounding System, Station	\$5,764.60	\$2,619.48	\$3,145.12
JCP&L Jersey Central Pwr & Lht	JCPL TRANS SUBS	GLEN GARDNER SUB	35300 - Station Equipment	Arrester, Lightning & Surge Protect	\$6,175.65	\$2,806.27	\$3,369.38
JCP&L Jersey Central Pwr & Lht	JCPL TRANS SUBS	GLEN GARDNER SUB	35300 - Station Equipment	Controls and Instrumentation	\$6,333.89	\$2,634.21	\$3,699.68
JCP&L Jersey Central Pwr & Lht	JCPL TRANS SUBS	GLEN GARDNER SUB	35300 - Station Equipment	Grounding System, Station	\$6,359.52	\$3,016.74	\$3,342.78
JCP&L Jersey Central Pwr & Lht	JCPL TRANS SUBS	GLEN GARDNER SUB	35300 - Station Equipment	Controls and Instrumentation	\$7,171.80	\$2,718.05	\$4,453.75
JCP&L Jersey Central Pwr & Lht	JCPL TRANS SUBS	GLEN GARDNER SUB	35300 - Station Equipment	Foundation - Equipment	\$7,297.52	\$3,034.98	\$4,262.54
JCP&L Jersey Central Pwr & Lht	JCPL TRANS SUBS	GLEN GARDNER SUB	35300 - Station Equipment	Cable, Wiring	\$7,534.49	\$421.54	\$7,112.95
JCP&L Jersey Central Pwr & Lht	JCPL TRANS SUBS	GLEN GARDNER SUB	35300 - Station Equipment	Structure	\$8,049.75	\$2,053.12	\$5,996.63
JCP&L Jersey Central Pwr & Lht	JCPL TRANS SUBS	GLEN GARDNER SUB	35300 - Station Equipment	Switchgear	\$9,897.70	\$4,116.37	\$5,781.33
JCP&L Jersey Central Pwr & Lht	JCPL TRANS SUBS	GLEN GARDNER SUB	35300 - Station Equipment	Line Wave Trap	\$10,274.98	\$1,373.74	\$8,901.24
JCP&L Jersey Central Pwr & Lht	JCPL TRANS SUBS	GLEN GARDNER SUB	35300 - Station Equipment	Wiring	\$11,283.40	\$3,973.25	\$7,310.15
JCP&L Jersey Central Pwr & Lht	JCPL TRANS SUBS	GLEN GARDNER SUB	35300 - Station Equipment	Bus-Insulators	\$11,462.75	\$641.33	\$10,821.42
JCP&L Jersey Central Pwr & Lht	JCPL TRANS SUBS	GLEN GARDNER SUB	35300 - Station Equipment	Conduit/Duct System	\$12,134.28	\$5,756.08	\$6,378.20
JCP&L Jersey Central Pwr & Lht	JCPL TRANS SUBS	GLEN GARDNER SUB	35300 - Station Equipment	Switchgear	\$12,734.96	\$3,476.42	\$9,258.54
JCP&L Jersey Central Pwr & Lht	JCPL TRANS SUBS	GLEN GARDNER SUB	35300 - Station Equipment	Controls and Instrumentation	\$13,869.98	\$6,440.12	\$7,429.86
JCP&L Jersey Central Pwr & Lht	JCPL TRANS SUBS	GLEN GARDNER SUB	35300 - Station Equipment	Coupling Capacitor	\$15,174.49	\$849.00	\$14,325.49
JCP&L Jersey Central Pwr & Lht	JCPL TRANS SUBS	GLEN GARDNER SUB	35300 - Station Equipment	Carrier Transmitter/Receiver Assemb	\$15,521.81	\$2,075.23	\$13,446.58
JCP&L Jersey Central Pwr & Lht	JCPL TRANS SUBS	GLEN GARDNER SUB	35300 - Station Equipment	Arrester, Lightning & Surge Protect	\$15,746.44	\$6,548.82	\$9,197.62
JCP&L Jersey Central Pwr & Lht	JCPL TRANS SUBS	GLEN GARDNER SUB	35300 - Station Equipment	Circuit Breaker	\$15,906.39	\$5,601.15	\$10,305.24
JCP&L Jersey Central Pwr & Lht	JCPL TRANS SUBS	GLEN GARDNER SUB	35300 - Station Equipment	Circuit Breaker	\$16,151.97	\$6,717.47	\$9,434.50
JCP&L Jersey Central Pwr & Lht	JCPL TRANS SUBS	GLEN GARDNER SUB	35300 - Station Equipment	Arrester, Lightning & Surge Protect	\$17,652.92	\$8,373.94	\$9,278.98
JCP&L Jersey Central Pwr & Lht	JCPL TRANS SUBS	GLEN GARDNER SUB	35300 - Station Equipment	Relays	\$17,818.40	\$996.92	\$16,821.48
JCP&L Jersey Central Pwr & Lht	JCPL TRANS SUBS	GLEN GARDNER SUB	35300 - Station Equipment	Switch	\$20,742.12	\$1,160.50	\$19,581.62
JCP&L Jersey Central Pwr & Lht	JCPL TRANS SUBS	GLEN GARDNER SUB	35300 - Station Equipment	Cabinets/Panels/Consoles	\$22,270.48	\$1,246.01	\$21,024.47
JCP&L Jersey Central Pwr & Lht	JCPL TRANS SUBS	GLEN GARDNER SUB	35300 - Station Equipment	Controls and Instrumentation	\$23,728.10	\$10,782.25	\$12,945.85
JCP&L Jersey Central Pwr & Lht	JCPL TRANS SUBS	GLEN GARDNER SUB	35300 - Station Equipment	Switch	\$24,704.91	\$6,301.07	\$18,403.84
JCP&L Jersey Central Pwr & Lht	JCPL TRANS SUBS	GLEN GARDNER SUB	35300 - Station Equipment	Switchgear	\$24,889.69	\$11,310.09	\$13,579.60
JCP&L Jersey Central Pwr & Lht	JCPL TRANS SUBS	GLEN GARDNER SUB	35300 - Station Equipment	Carrier Equipment System	\$25,459.91	\$9,419.55	\$16,040.36
JCP&L Jersey Central Pwr & Lht	JCPL TRANS SUBS	GLEN GARDNER SUB	35300 - Station Equipment	Control Wiring	\$26,058.66	\$1,457.96	\$24,600.70
JCP&L Jersey Central Pwr & Lht	JCPL TRANS SUBS	GLEN GARDNER SUB	35300 - Station Equipment	Structure	\$26,809.88	\$11,150.01	\$15,659.87
JCP&L Jersey Central Pwr & Lht	JCPL TRANS SUBS	GLEN GARDNER SUB	35300 - Station Equipment	Switchgear	\$28,284.91	\$13,417.38	\$14,867.53
JCP&L Jersey Central Pwr & Lht	JCPL TRANS SUBS	GLEN GARDNER SUB	35300 - Station Equipment	Switchgear	\$28,851.31	\$10,159.47	\$18,691.84
JCP&L Jersey Central Pwr & Lht	JCPL TRANS SUBS	GLEN GARDNER SUB	35300 - Station Equipment	Transformer, Station Service : Each	\$32,048.96	\$5,014.07	\$27,034.89
JCP&L Jersey Central Pwr & Lht	JCPL TRANS SUBS	GLEN GARDNER SUB	35300 - Station Equipment	Structure	\$34,759.08	\$15,794.82	\$18,964.26
JCP&L Jersey Central Pwr & Lht	JCPL TRANS SUBS	GLEN GARDNER SUB	35300 - Station Equipment	Controls and Instrumentation	\$36,447.12	\$11,870.98	\$24,576.14
JCP&L Jersey Central Pwr & Lht	JCPL TRANS SUBS	GLEN GARDNER SUB	35300 - Station Equipment	Carrier Equipment System	\$37,228.55	\$17,659.94	\$19,568.61
JCP&L Jersey Central Pwr & Lht	JCPL TRANS SUBS	GLEN GARDNER SUB	35300 - Station Equipment	Conduit/Duct System	\$40,443.96	\$18,378.08	\$22,065.88
JCP&L Jersey Central Pwr & Lht	JCPL TRANS SUBS	GLEN GARDNER SUB	35300 - Station Equipment	Wiring	\$44,872.40	\$18,662.05	\$26,210.35
JCP&L Jersey Central Pwr & Lht	JCPL TRANS SUBS	GLEN GARDNER SUB	35300 - Station Equipment	Switch	\$47,446.64	\$22,507.04	\$24,939.60
JCP&L Jersey Central Pwr & Lht	JCPL TRANS SUBS	GLEN GARDNER SUB	35300 - Station Equipment	Wiring	\$49,609.08	\$22,542.79	\$27,066.29
JCP&L Jersey Central Pwr & Lht	JCPL TRANS SUBS	GLEN GARDNER SUB	35300 - Station Equipment	Switch	\$49,965.43	\$20,780.21	\$29,185.22
JCP&L Jersey Central Pwr & Lht	JCPL TRANS SUBS	GLEN GARDNER SUB	35300 - Station Equipment	Carrier Equipment System	\$51,755.08	\$12,252.33	\$39,502.75
JCP&L Jersey Central Pwr & Lht	JCPL TRANS SUBS	GLEN GARDNER SUB	35300 - Station Equipment	Structure	\$56,453.48	\$26,779.59	\$29,673.89
JCP&L Jersey Central Pwr & Lht	JCPL TRANS SUBS	GLEN GARDNER SUB	35300 - Station Equipment	Capacitor Bank	\$59,169.53	\$15,091.39	\$44,078.14
JCP&L Jersey Central Pwr & Lht	JCPL TRANS SUBS	GLEN GARDNER SUB	35300 - Station Equipment	Disconnect Switch	\$67,769.19	\$3,791.62	\$63,977.57
JCP&L Jersey Central Pwr & Lht	JCPL TRANS SUBS	GLEN GARDNER SUB	35300 - Station Equipment	Wiring	\$73,117.24	\$34,684.30	\$38,432.94
JCP&L Jersey Central Pwr & Lht	JCPL TRANS SUBS	GLEN GARDNER SUB	35300 - Station Equipment	Arrester, Lightning & Surge Protect	\$76,815.08	\$10,269.99	\$66,545.09
JCP&L Jersey Central Pwr & Lht	JCPL TRANS SUBS	GLEN GARDNER SUB	35300 - Station Equipment	RTU - SCADA	\$79,674.04	\$4,402.76	\$75,271.28
JCP&L Jersey Central Pwr & Lht	JCPL TRANS SUBS	GLEN GARDNER SUB	35300 - Station Equipment	Relaying Equipment	\$79,882.55	\$4,469.35	\$75,413.20
JCP&L Jersey Central Pwr & Lht	JCPL TRANS SUBS	GLEN GARDNER SUB	35300 - Station Equipment	Bus	\$94,413.70	\$5,282.36	\$89,131.34

Company	Major Location	Asset Location	Utility Account	Asset Retirement Unit	Book Cost	Allocated Reserve	Net Book Value
JCP&L Jersey Central Pwr & Lht	JCPL TRANS SUBS	GLEN GARDNER SUB	35300 - Station Equipment	Circuit Breaker	\$101,710.55	\$45,221.23	\$56,489.32
JCP&L Jersey Central Pwr & Lht	JCPL TRANS SUBS	GLEN GARDNER SUB	35300 - Station Equipment	Circuit Breaker	\$133,801.50	\$63,470.81	\$70,330.69
JCP&L Jersey Central Pwr & Lht	JCPL TRANS SUBS	GLEN GARDNER SUB	35300 - Station Equipment	Bus	\$173,909.59	\$23,251.29	\$150,658.30
JCP&L Jersey Central Pwr & Lht	JCPL TRANS SUBS	GLEN GARDNER SUB	35300 - Station Equipment	Structural Steel Support	\$178,753.77	\$23,898.94	\$154,854.83
JCP&L Jersey Central Pwr & Lht	JCPL TRANS SUBS	GLEN GARDNER SUB	35300 - Station Equipment	Switch	\$184,425.39	\$24,657.23	\$159,768.16
JCP&L Jersey Central Pwr & Lht	JCPL TRANS SUBS	GLEN GARDNER SUB	35300 - Station Equipment	Transformer, Power	\$185,222.87	\$87,863.34	\$97,359.53
JCP&L Jersey Central Pwr & Lht	JCPL TRANS SUBS	GLEN GARDNER SUB	35300 - Station Equipment	Transformer, Power	\$189,314.05	\$78,734.14	\$110,579.91
JCP&L Jersey Central Pwr & Lht	JCPL TRANS SUBS	GLEN GARDNER SUB	35300 - Station Equipment	Control Wiring	\$191,029.75	\$25,540.22	\$165,489.53
JCP&L Jersey Central Pwr & Lht	JCPL TRANS SUBS	GLEN GARDNER SUB	35300 - Station Equipment	Conduit	\$197,032.34	\$26,342.75	\$170,689.59
JCP&L Jersey Central Pwr & Lht	JCPL TRANS SUBS	GLEN GARDNER SUB	35300 - Station Equipment	Grounding System, Station	\$230,208.19	\$54,498.75	\$175,709.44
JCP&L Jersey Central Pwr & Lht	JCPL TRANS SUBS	GLEN GARDNER SUB	35300 - Station Equipment	Relays	\$274,855.38	\$36,747.50	\$238,107.88
JCP&L Jersey Central Pwr & Lht	JCPL TRANS SUBS	GLEN GARDNER SUB	35300 - Station Equipment	Foundation	\$490,482.20	\$65,576.28	\$424,905.92
JCP&L Jersey Central Pwr & Lht	JCPL TRANS SUBS	GLEN GARDNER SUB	35300 - Station Equipment	Circuit Breaker	\$617,241.97	\$34,534.10	\$582,707.87
JCP&L Jersey Central Pwr & Lht	JCPL TRANS SUBS	GLEN GARDNER SUB	35300 - Station Equipment	Structure	\$629,248.83	\$35,205.87	\$594,042.96
JCP&L Jersey Central Pwr & Lht	JCPL TRANS SUBS	GLEN GARDNER SUB	35300 - Station Equipment	Foundation - Equipment	\$835,064.05	\$46,721.04	\$788,343.01
JCP&L Jersey Central Pwr & Lht	JCPL TRANS SUBS	GLEN GARDNER SUB	35300 - Station Equipment	Capacitor Bank	\$949,045.51	\$53,098.20	\$895,947.31
JCP&L Jersey Central Pwr & Lht	JCPL TRANS SUBS	GLEN GARDNER SUB	35300 - Station Equipment	Circuit Breaker	\$1,384,175.86	\$185,060.97	\$1,199,114.89
JCP&L Jersey Central Pwr & Lht	JCPL TRANS SUBS	GLEN GARDNER SUB	35300 - Station Equipment	Capacitor Bank	\$1,489,965.87	\$199,204.85	\$1,290,761.02
		GLEN GARDNER SUB Total			\$10,025,548.92	\$1,558,232.05	\$8,467,316.87
JCP&L Jersey Central Pwr & Lht	JCPL TRANS SUBS	GREYSTONE PARK SUB	35300 - Station Equipment	Wiring	(\$72,934.12)	(\$10,593.61)	(\$62,340.51)
JCP&L Jersey Central Pwr & Lht	JCPL TRANS SUBS	GREYSTONE PARK SUB	35300 - Station Equipment	Non-Unitized	(\$4,112.81)	(\$230.11)	(\$3,882.70)
JCP&L Jersey Central Pwr & Lht	JCPL TRANS SUBS	GREYSTONE PARK SUB	35300 - Station Equipment	Non-Unitized	(\$4.53)	(\$0.19)	(\$4.34)
JCP&L Jersey Central Pwr & Lht	JCPL TRANS SUBS	GREYSTONE PARK SUB	35300 - Station Equipment	Conduit/Duct System	\$19.08	\$10.04	\$9.04
JCP&L Jersey Central Pwr & Lht	JCPL TRANS SUBS	GREYSTONE PARK SUB	35300 - Station Equipment	Grounding System, Station	\$156.52	\$68.08	\$88.44
JCP&L Jersey Central Pwr & Lht	JCPL TRANS SUBS	GREYSTONE PARK SUB	35300 - Station Equipment	Capacitor Bank	\$166.38	\$80.62	\$85.76
JCP&L Jersey Central Pwr & Lht	JCPL TRANS SUBS	GREYSTONE PARK SUB	35300 - Station Equipment	Fire Protection System for Equipmnt	\$345.91	\$143.86	\$202.05
JCP&L Jersey Central Pwr & Lht	JCPL TRANS SUBS	GREYSTONE PARK SUB	35300 - Station Equipment	Bus	\$390.09	\$56.66	\$333.43
JCP&L Jersey Central Pwr & Lht	JCPL TRANS SUBS	GREYSTONE PARK SUB	35300 - Station Equipment	Foundation - Equipment	\$412.61	\$217.21	\$195.40
JCP&L Jersey Central Pwr & Lht	JCPL TRANS SUBS	GREYSTONE PARK SUB	35300 - Station Equipment	Non-Unitized	\$427.28	\$30.21	\$397.07
JCP&L Jersey Central Pwr & Lht	JCPL TRANS SUBS	GREYSTONE PARK SUB	35300 - Station Equipment	Conduit/Duct System	\$570.41	\$264.86	\$305.55
JCP&L Jersey Central Pwr & Lht	JCPL TRANS SUBS	GREYSTONE PARK SUB	35300 - Station Equipment	Wood Pole	\$572.23	\$151.10	\$421.13
JCP&L Jersey Central Pwr & Lht	JCPL TRANS SUBS	GREYSTONE PARK SUB	35300 - Station Equipment	Grounding System, Station	\$593.89	\$287.75	\$306.14
JCP&L Jersey Central Pwr & Lht	JCPL TRANS SUBS	GREYSTONE PARK SUB	35300 - Station Equipment	Fire Protection System for Equipmnt	\$669.96	\$284.97	\$384.99
JCP&L Jersey Central Pwr & Lht	JCPL TRANS SUBS	GREYSTONE PARK SUB	35300 - Station Equipment	Conduit/Duct System	\$707.94	\$343.01	\$364.93
JCP&L Jersey Central Pwr & Lht	JCPL TRANS SUBS	GREYSTONE PARK SUB	35300 - Station Equipment	Switchgear	\$738.36	\$380.82	\$357.54
JCP&L Jersey Central Pwr & Lht	JCPL TRANS SUBS	GREYSTONE PARK SUB	35300 - Station Equipment	Foundation - Equipment	\$782.59	\$363.37	\$419.22
JCP&L Jersey Central Pwr & Lht	JCPL TRANS SUBS	GREYSTONE PARK SUB	35300 - Station Equipment	Grounding System, Station	\$789.04	\$358.54	\$430.50
JCP&L Jersey Central Pwr & Lht	JCPL TRANS SUBS	GREYSTONE PARK SUB	35300 - Station Equipment	Foundation - Equipment	\$812.34	\$418.98	\$393.36
JCP&L Jersey Central Pwr & Lht	JCPL TRANS SUBS	GREYSTONE PARK SUB	35300 - Station Equipment	Controls and Instrumentation	\$832.78	\$278.55	\$554.23
JCP&L Jersey Central Pwr & Lht	JCPL TRANS SUBS	GREYSTONE PARK SUB	35300 - Station Equipment	Arrester, Lightning & Surge Protect	\$850.18	\$411.93	\$438.25
JCP&L Jersey Central Pwr & Lht	JCPL TRANS SUBS	GREYSTONE PARK SUB	35300 - Station Equipment	Controls and Instrumentation	\$863.67	\$375.64	\$488.03
JCP&L Jersey Central Pwr & Lht	JCPL TRANS SUBS	GREYSTONE PARK SUB	35300 - Station Equipment	Wood Pole	\$981.57	\$527.34	\$454.23
JCP&L Jersey Central Pwr & Lht	JCPL TRANS SUBS	GREYSTONE PARK SUB	35300 - Station Equipment	Line Wave Trap	\$1,017.67	\$147.81	\$869.86
JCP&L Jersey Central Pwr & Lht	JCPL TRANS SUBS	GREYSTONE PARK SUB	35300 - Station Equipment	Controls and Instrumentation	\$1,032.59	\$543.60	\$488.99
JCP&L Jersey Central Pwr & Lht	JCPL TRANS SUBS	GREYSTONE PARK SUB	35300 - Station Equipment	Transformer, Instrument	\$1,048.32	\$540.69	\$507.63
JCP&L Jersey Central Pwr & Lht	JCPL TRANS SUBS	GREYSTONE PARK SUB	35300 - Station Equipment	Arrester, Lightning & Surge Protect	\$1,053.99	\$458.41	\$595.58
JCP&L Jersey Central Pwr & Lht	JCPL TRANS SUBS	GREYSTONE PARK SUB	35300 - Station Equipment	Switch	\$1,122.80	\$488.34	\$634.46
JCP&L Jersey Central Pwr & Lht	JCPL TRANS SUBS	GREYSTONE PARK SUB	35300 - Station Equipment	Grounding System, Station	\$1,157.23	\$596.87	\$560.36
JCP&L Jersey Central Pwr & Lht	JCPL TRANS SUBS	GREYSTONE PARK SUB	35300 - Station Equipment	Conduit	\$1,263.30	\$153.83	\$1,109.47
JCP&L Jersey Central Pwr & Lht	JCPL TRANS SUBS	GREYSTONE PARK SUB	35300 - Station Equipment	Structure	\$1,345.23	\$651.80	\$693.43
JCP&L Jersey Central Pwr & Lht	JCPL TRANS SUBS	GREYSTONE PARK SUB	35300 - Station Equipment	Conduit/Duct System	\$1,368.44	\$621.83	\$746.61
JCP&L Jersey Central Pwr & Lht	JCPL TRANS SUBS	GREYSTONE PARK SUB	35300 - Station Equipment	Grounding System, Station	\$1,408.77	\$654.12	\$754.65
JCP&L Jersey Central Pwr & Lht	JCPL TRANS SUBS	GREYSTONE PARK SUB	35300 - Station Equipment	Controls and Instrumentation	\$1,418.82	\$644.73	\$774.09
JCP&L Jersey Central Pwr & Lht	JCPL TRANS SUBS	GREYSTONE PARK SUB	35300 - Station Equipment	Transformer, Power	\$1,486.43	\$766.66	\$719.77
JCP&L Jersey Central Pwr & Lht	JCPL TRANS SUBS	GREYSTONE PARK SUB	35300 - Station Equipment	Fuse Equipment	\$1,512.79	\$812.73	\$700.06
JCP&L Jersey Central Pwr & Lht	JCPL TRANS SUBS	GREYSTONE PARK SUB	35300 - Station Equipment	Control Wiring	\$1,524.24	\$185.61	\$1,338.63
JCP&L Jersey Central Pwr & Lht	JCPL TRANS SUBS	GREYSTONE PARK SUB	35300 - Station Equipment	Switchgear	\$1,558.44	\$755.09	\$803.35
JCP&L Jersey Central Pwr & Lht	JCPL TRANS SUBS	GREYSTONE PARK SUB	35300 - Station Equipment	Fuse Equipment	\$1,567.88	\$712.46	\$855.42

Company	Major Location	Asset Location	Utility Account	Asset Retirement Unit	Book Cost	Allocated Reserve	Net Book Value
JCP&L Jersey Central Pwr & Lht	JCPL TRANS SUBS	GREYSTONE PARK SUB	35300 - Station Equipment	Foundation	\$1,594.81	\$194.20	\$1,400.61
JCP&L Jersey Central Pwr & Lht	JCPL TRANS SUBS	GREYSTONE PARK SUB	35300 - Station Equipment	Arrester, Lightning & Surge Protect	\$1,627.41	\$755.64	\$871.77
JCP&L Jersey Central Pwr & Lht	JCPL TRANS SUBS	GREYSTONE PARK SUB	35300 - Station Equipment	Capacitor Bank	\$1,665.57	\$756.85	\$908.72
JCP&L Jersey Central Pwr & Lht	JCPL TRANS SUBS	GREYSTONE PARK SUB	35300 - Station Equipment	Wiring	\$1,749.56	\$795.01	\$954.55
JCP&L Jersey Central Pwr & Lht	JCPL TRANS SUBS	GREYSTONE PARK SUB	35300 - Station Equipment	Non-Unitized	\$1,837.27	\$15.51	\$1,821.76
JCP&L Jersey Central Pwr & Lht	JCPL TRANS SUBS	GREYSTONE PARK SUB	35300 - Station Equipment	Fuse Equipment	\$1,882.64	\$912.18	\$970.46
JCP&L Jersey Central Pwr & Lht	JCPL TRANS SUBS	GREYSTONE PARK SUB	35300 - Station Equipment	Structure	\$1,885.41	\$972.44	\$912.97
JCP&L Jersey Central Pwr & Lht	JCPL TRANS SUBS	GREYSTONE PARK SUB	35300 - Station Equipment	Conduit/Duct System	\$1,895.15	\$977.47	\$917.68
JCP&L Jersey Central Pwr & Lht	JCPL TRANS SUBS	GREYSTONE PARK SUB	35300 - Station Equipment	Conduit/Duct System	\$1,966.82	\$855.42	\$1,111.40
JCP&L Jersey Central Pwr & Lht	JCPL TRANS SUBS	GREYSTONE PARK SUB	35300 - Station Equipment	Wiring	\$2,044.75	\$1,076.44	\$968.31
JCP&L Jersey Central Pwr & Lht	JCPL TRANS SUBS	GREYSTONE PARK SUB	35300 - Station Equipment	Wiring	\$2,106.03	\$1,020.42	\$1,085.61
JCP&L Jersey Central Pwr & Lht	JCPL TRANS SUBS	GREYSTONE PARK SUB	35300 - Station Equipment	Sump	\$2,179.44	\$265.40	\$1,914.04
JCP&L Jersey Central Pwr & Lht	JCPL TRANS SUBS	GREYSTONE PARK SUB	35300 - Station Equipment	Capacitor Bank	\$2,207.71	\$241.59	\$1,966.12
JCP&L Jersey Central Pwr & Lht	JCPL TRANS SUBS	GREYSTONE PARK SUB	35300 - Station Equipment	Battery System	\$2,234.74	\$786.92	\$1,447.82
JCP&L Jersey Central Pwr & Lht	JCPL TRANS SUBS	GREYSTONE PARK SUB	35300 - Station Equipment	RTU - SCADA	\$2,287.43	\$278.54	\$2,008.89
JCP&L Jersey Central Pwr & Lht	JCPL TRANS SUBS	GREYSTONE PARK SUB	35300 - Station Equipment	Minor Station Equipment	\$2,419.31	\$1,247.81	\$1,171.50
JCP&L Jersey Central Pwr & Lht	JCPL TRANS SUBS	GREYSTONE PARK SUB	35300 - Station Equipment	Grounding System, Station	\$2,803.69	\$341.41	\$2,462.28
JCP&L Jersey Central Pwr & Lht	JCPL TRANS SUBS	GREYSTONE PARK SUB	35300 - Station Equipment	Circuit Breaker	\$2,890.25	\$316.28	\$2,573.97
JCP&L Jersey Central Pwr & Lht	JCPL TRANS SUBS	GREYSTONE PARK SUB	35300 - Station Equipment	Carrier Equipment System	\$3,030.32	\$717.38	\$2,312.94
JCP&L Jersey Central Pwr & Lht	JCPL TRANS SUBS	GREYSTONE PARK SUB	35300 - Station Equipment	Equipment Enclosure	\$3,066.64	\$169.46	\$2,897.18
JCP&L Jersey Central Pwr & Lht	JCPL TRANS SUBS	GREYSTONE PARK SUB	35300 - Station Equipment	Cabinets/Panels/Consoles	\$3,407.39	\$188.29	\$3,219.10
JCP&L Jersey Central Pwr & Lht	JCPL TRANS SUBS	GREYSTONE PARK SUB	35300 - Station Equipment	Transformer, Power	\$3,640.48	\$398.38	\$3,242.10
JCP&L Jersey Central Pwr & Lht	JCPL TRANS SUBS	GREYSTONE PARK SUB	35300 - Station Equipment	Grounding System, Station	\$3,666.75	\$1,814.36	\$1,852.39
JCP&L Jersey Central Pwr & Lht	JCPL TRANS SUBS	GREYSTONE PARK SUB	35300 - Station Equipment	Controls and Instrumentation	\$4,034.84	\$1,172.75	\$2,862.09
JCP&L Jersey Central Pwr & Lht	JCPL TRANS SUBS	GREYSTONE PARK SUB	35300 - Station Equipment	Switch	\$4,102.12	\$854.10	\$3,248.02
JCP&L Jersey Central Pwr & Lht	JCPL TRANS SUBS	GREYSTONE PARK SUB	35300 - Station Equipment	Arrester, Lightning & Surge Protect	\$4,383.52	\$2,260.90	\$2,122.62
JCP&L Jersey Central Pwr & Lht	JCPL TRANS SUBS	GREYSTONE PARK SUB	35300 - Station Equipment	Wiring	\$4,390.42	\$1,909.51	\$2,480.91
JCP&L Jersey Central Pwr & Lht	JCPL TRANS SUBS	GREYSTONE PARK SUB	35300 - Station Equipment	Structure	\$4,467.16	\$2,029.92	\$2,437.24
JCP&L Jersey Central Pwr & Lht	JCPL TRANS SUBS	GREYSTONE PARK SUB	35300 - Station Equipment	Minor Station Equipment	\$4,575.41	\$2,458.10	\$2,117.31
JCP&L Jersey Central Pwr & Lht	JCPL TRANS SUBS	GREYSTONE PARK SUB	35300 - Station Equipment	Steel Pole Fully Dressed	\$4,608.79	\$669.42	\$3,939.37
JCP&L Jersey Central Pwr & Lht	JCPL TRANS SUBS	GREYSTONE PARK SUB	35300 - Station Equipment	Switch	\$4,760.76	\$2,455.47	\$2,305.29
JCP&L Jersey Central Pwr & Lht	JCPL TRANS SUBS	GREYSTONE PARK SUB	35300 - Station Equipment	Arrester, Lightning & Surge Protect	\$4,793.14	\$583.67	\$4,209.47
JCP&L Jersey Central Pwr & Lht	JCPL TRANS SUBS	GREYSTONE PARK SUB	35300 - Station Equipment	Controls and Instrumentation	\$4,835.19	\$2,342.75	\$2,492.44
JCP&L Jersey Central Pwr & Lht	JCPL TRANS SUBS	GREYSTONE PARK SUB	35300 - Station Equipment	Minor Station Equipment	\$4,928.48	\$2,438.69	\$2,489.79
JCP&L Jersey Central Pwr & Lht	JCPL TRANS SUBS	GREYSTONE PARK SUB	35300 - Station Equipment	Wiring	\$5,018.80	\$2,330.33	\$2,688.47
JCP&L Jersey Central Pwr & Lht	JCPL TRANS SUBS	GREYSTONE PARK SUB	35300 - Station Equipment	Transformer, Instrument	\$5,305.98	\$2,570.86	\$2,735.12
JCP&L Jersey Central Pwr & Lht	JCPL TRANS SUBS	GREYSTONE PARK SUB	35300 - Station Equipment	Grounding System, Station	\$6,047.38	\$878.37	\$5,169.01
JCP&L Jersey Central Pwr & Lht	JCPL TRANS SUBS	GREYSTONE PARK SUB	35300 - Station Equipment	Wiring	\$6,153.22	\$1,788.47	\$4,364.75
JCP&L Jersey Central Pwr & Lht	JCPL TRANS SUBS	GREYSTONE PARK SUB	35300 - Station Equipment	Grounding System, Station	\$6,247.44	\$835.27	\$5,412.17
JCP&L Jersey Central Pwr & Lht	JCPL TRANS SUBS	GREYSTONE PARK SUB	35300 - Station Equipment	Bus	\$6,324.92	\$611.31	\$5,713.61
JCP&L Jersey Central Pwr & Lht	JCPL TRANS SUBS	GREYSTONE PARK SUB	35300 - Station Equipment	Transformer, Power	\$6,541.97	\$3,514.62	\$3,027.35
JCP&L Jersey Central Pwr & Lht	JCPL TRANS SUBS	GREYSTONE PARK SUB	35300 - Station Equipment	Controls and Instrumentation	\$6,575.70	\$3,391.57	\$3,184.13
JCP&L Jersey Central Pwr & Lht	JCPL TRANS SUBS	GREYSTONE PARK SUB	35300 - Station Equipment	Structure	\$6,684.82	\$1,942.99	\$4,741.83
JCP&L Jersey Central Pwr & Lht	JCPL TRANS SUBS	GREYSTONE PARK SUB	35300 - Station Equipment	Transformer, Potential : Each	\$6,793.60	\$986.76	\$5,806.84
JCP&L Jersey Central Pwr & Lht	JCPL TRANS SUBS	GREYSTONE PARK SUB	35300 - Station Equipment	Minor Station Equipment	\$7,506.16	\$3,485.27	\$4,020.89
JCP&L Jersey Central Pwr & Lht	JCPL TRANS SUBS	GREYSTONE PARK SUB	35300 - Station Equipment	Switch	\$7,525.01	\$3,646.03	\$3,878.98
JCP&L Jersey Central Pwr & Lht	JCPL TRANS SUBS	GREYSTONE PARK SUB	35300 - Station Equipment	Switch	\$7,866.26	\$3,652.47	\$4,213.79
JCP&L Jersey Central Pwr & Lht	JCPL TRANS SUBS	GREYSTONE PARK SUB	35300 - Station Equipment	Oil Storage & Filtering System	\$8,136.57	\$990.80	\$7,145.77
JCP&L Jersey Central Pwr & Lht	JCPL TRANS SUBS	GREYSTONE PARK SUB	35300 - Station Equipment	Switchgear	\$8,260.94	\$2,106.98	\$6,153.96
JCP&L Jersey Central Pwr & Lht	JCPL TRANS SUBS	GREYSTONE PARK SUB	35300 - Station Equipment	Fuse Equipment	\$8,280.05	\$2,406.64	\$5,873.41
JCP&L Jersey Central Pwr & Lht	JCPL TRANS SUBS	GREYSTONE PARK SUB	35300 - Station Equipment	Grounding System, Station	\$8,308.38	\$2,414.88	\$5,893.50
JCP&L Jersey Central Pwr & Lht	JCPL TRANS SUBS	GREYSTONE PARK SUB	35300 - Station Equipment	Bus	\$8,785.51	\$732.57	\$8,052.94
JCP&L Jersey Central Pwr & Lht	JCPL TRANS SUBS	GREYSTONE PARK SUB	35300 - Station Equipment	Foundation - Equipment	\$9,341.54	\$5,018.66	\$4,322.88
JCP&L Jersey Central Pwr & Lht	JCPL TRANS SUBS	GREYSTONE PARK SUB	35300 - Station Equipment	Conduit/Duct System	\$9,533.69	\$2,771.02	\$6,762.67
JCP&L Jersey Central Pwr & Lht	JCPL TRANS SUBS	GREYSTONE PARK SUB	35300 - Station Equipment	Conduit/Duct System	\$9,566.70	\$4,733.75	\$4,832.95
JCP&L Jersey Central Pwr & Lht	JCPL TRANS SUBS	GREYSTONE PARK SUB	35300 - Station Equipment	Minor Station Equipment	\$9,857.81	\$4,776.32	\$5,081.49
JCP&L Jersey Central Pwr & Lht	JCPL TRANS SUBS	GREYSTONE PARK SUB	35300 - Station Equipment	Wiring	\$9,927.49	\$3,059.59	\$6,867.90
JCP&L Jersey Central Pwr & Lht	JCPL TRANS SUBS	GREYSTONE PARK SUB	35300 - Station Equipment	Control Wiring	\$10,282.53	\$993.82	\$9,288.71

Company	Major Location	Asset Location	Utility Account	Asset Retirement Unit	Book Cost	Allocated Reserve	Net Book Value
JCP&L Jersey Central Pwr & Lht	JCPL TRANS SUBS	GREYSTONE PARK SUB	35300 - Station Equipment	Switchgear	\$10,301.90	\$4,783.39	\$5,518.51
JCP&L Jersey Central Pwr & Lht	JCPL TRANS SUBS	GREYSTONE PARK SUB	35300 - Station Equipment	Wiring	\$10,732.99	\$5,535.78	\$5,197.21
JCP&L Jersey Central Pwr & Lht	JCPL TRANS SUBS	GREYSTONE PARK SUB	35300 - Station Equipment	Wiring	\$10,790.85	\$1,314.02	\$9,476.83
JCP&L Jersey Central Pwr & Lht	JCPL TRANS SUBS	GREYSTONE PARK SUB	35300 - Station Equipment	Foundation - Equipment	\$10,867.21	\$5,377.26	\$5,489.95
JCP&L Jersey Central Pwr & Lht	JCPL TRANS SUBS	GREYSTONE PARK SUB	35300 - Station Equipment	Arresters and Surge Protectors	\$10,996.38	\$1,470.19	\$9,526.19
JCP&L Jersey Central Pwr & Lht	JCPL TRANS SUBS	GREYSTONE PARK SUB	35300 - Station Equipment	Circuit Breaker	\$11,232.55	\$5,793.44	\$5,439.11
JCP&L Jersey Central Pwr & Lht	JCPL TRANS SUBS	GREYSTONE PARK SUB	35300 - Station Equipment	Cabinets/Panels/Consoles	\$11,270.26	\$1,372.40	\$9,897.86
JCP&L Jersey Central Pwr & Lht	JCPL TRANS SUBS	GREYSTONE PARK SUB	35300 - Station Equipment	Non-Unitized	\$11,920.30	\$296.31	\$11,623.99
JCP&L Jersey Central Pwr & Lht	JCPL TRANS SUBS	GREYSTONE PARK SUB	35300 - Station Equipment	Carrier Equipment System	\$12,252.06	\$2,550.98	\$9,701.08
JCP&L Jersey Central Pwr & Lht	JCPL TRANS SUBS	GREYSTONE PARK SUB	35300 - Station Equipment	Relays	\$12,405.42	\$1,198.99	\$11,206.43
JCP&L Jersey Central Pwr & Lht	JCPL TRANS SUBS	GREYSTONE PARK SUB	35300 - Station Equipment	Conduit	\$12,558.55	\$1,824.12	\$10,734.43
JCP&L Jersey Central Pwr & Lht	JCPL TRANS SUBS	GREYSTONE PARK SUB	35300 - Station Equipment	Transformer, Instrument	\$13,853.92	\$7,442.89	\$6,411.03
JCP&L Jersey Central Pwr & Lht	JCPL TRANS SUBS	GREYSTONE PARK SUB	35300 - Station Equipment	Transformer, Instrument	\$14,333.85	\$4,166.22	\$10,167.63
JCP&L Jersey Central Pwr & Lht	JCPL TRANS SUBS	GREYSTONE PARK SUB	35300 - Station Equipment	Switch	\$14,682.33	\$4,396.40	\$10,285.93
JCP&L Jersey Central Pwr & Lht	JCPL TRANS SUBS	GREYSTONE PARK SUB	35300 - Station Equipment	Transformer, Instrument	\$14,863.66	\$7,354.76	\$7,508.90
JCP&L Jersey Central Pwr & Lht	JCPL TRANS SUBS	GREYSTONE PARK SUB	35300 - Station Equipment	Control Wiring	\$14,964.28	\$2,173.55	\$12,790.73
JCP&L Jersey Central Pwr & Lht	JCPL TRANS SUBS	GREYSTONE PARK SUB	35300 - Station Equipment	Arrester, Lightning & Surge Protect	\$15,342.63	\$8,242.69	\$7,099.94
JCP&L Jersey Central Pwr & Lht	JCPL TRANS SUBS	GREYSTONE PARK SUB	35300 - Station Equipment	Arrester, Lightning & Surge Protect	\$15,843.56	\$7,839.64	\$8,003.92
JCP&L Jersey Central Pwr & Lht	JCPL TRANS SUBS	GREYSTONE PARK SUB	35300 - Station Equipment	Circuit Breaker	\$17,723.38	\$9,330.32	\$8,393.06
JCP&L Jersey Central Pwr & Lht	JCPL TRANS SUBS	GREYSTONE PARK SUB	35300 - Station Equipment	Carrier Equipment System	\$17,814.84	\$9,570.86	\$8,243.98
JCP&L Jersey Central Pwr & Lht	JCPL TRANS SUBS	GREYSTONE PARK SUB	35300 - Station Equipment	Wiring	\$18,366.65	\$3,824.09	\$14,542.56
JCP&L Jersey Central Pwr & Lht	JCPL TRANS SUBS	GREYSTONE PARK SUB	35300 - Station Equipment	Controls and Instrumentation	\$18,487.03	\$9,147.66	\$9,339.37
JCP&L Jersey Central Pwr & Lht	JCPL TRANS SUBS	GREYSTONE PARK SUB	35300 - Station Equipment	Grounding System, Station	\$18,881.29	\$10,143.80	\$8,737.49
JCP&L Jersey Central Pwr & Lht	JCPL TRANS SUBS	GREYSTONE PARK SUB	35300 - Station Equipment	Controls and Instrumentation	\$19,539.31	\$10,497.31	\$9,042.00
JCP&L Jersey Central Pwr & Lht	JCPL TRANS SUBS	GREYSTONE PARK SUB	35300 - Station Equipment	JCPL - Communication Equipment	\$20,095.11	\$3,575.46	\$16,519.65
JCP&L Jersey Central Pwr & Lht	JCPL TRANS SUBS	GREYSTONE PARK SUB	35300 - Station Equipment	Controls and Instrumentation	\$20,163.02	\$6,214.12	\$13,948.90
JCP&L Jersey Central Pwr & Lht	JCPL TRANS SUBS	GREYSTONE PARK SUB	35300 - Station Equipment	Controls and Instrumentation	\$20,593.21	\$4,875.17	\$15,718.04
JCP&L Jersey Central Pwr & Lht	JCPL TRANS SUBS	GREYSTONE PARK SUB	35300 - Station Equipment	Carrier Equipment System	\$22,951.94	\$11,837.99	\$11,113.95
JCP&L Jersey Central Pwr & Lht	JCPL TRANS SUBS	GREYSTONE PARK SUB	35300 - Station Equipment	Grounding System, Station	\$24,281.76	\$6,411.75	\$17,870.01
JCP&L Jersey Central Pwr & Lht	JCPL TRANS SUBS	GREYSTONE PARK SUB	35300 - Station Equipment	Switch	\$24,612.13	\$11,183.96	\$13,428.17
JCP&L Jersey Central Pwr & Lht	JCPL TRANS SUBS	GREYSTONE PARK SUB	35300 - Station Equipment	Minor Station Equipment	\$25,106.88	\$6,403.60	\$18,703.28
JCP&L Jersey Central Pwr & Lht	JCPL TRANS SUBS	GREYSTONE PARK SUB	35300 - Station Equipment	Structure	\$25,923.24	\$13,647.07	\$12,276.17
JCP&L Jersey Central Pwr & Lht	JCPL TRANS SUBS	GREYSTONE PARK SUB	35300 - Station Equipment	Controls and Instrumentation	\$26,044.61	\$12,354.66	\$13,689.95
JCP&L Jersey Central Pwr & Lht	JCPL TRANS SUBS	GREYSTONE PARK SUB	35300 - Station Equipment	Circuit Breaker	\$26,580.18	\$12,341.73	\$14,238.45
JCP&L Jersey Central Pwr & Lht	JCPL TRANS SUBS	GREYSTONE PARK SUB	35300 - Station Equipment	Controls and Instrumentation	\$28,416.98	\$13,194.60	\$15,222.38
JCP&L Jersey Central Pwr & Lht	JCPL TRANS SUBS	GREYSTONE PARK SUB	35300 - Station Equipment	Foundation - Equipment	\$29,136.57	\$3,895.49	\$25,241.08
JCP&L Jersey Central Pwr & Lht	JCPL TRANS SUBS	GREYSTONE PARK SUB	35300 - Station Equipment	Wiring	\$30,666.44	\$1,694.61	\$28,971.83
JCP&L Jersey Central Pwr & Lht	JCPL TRANS SUBS	GREYSTONE PARK SUB	35300 - Station Equipment	Switch	\$35,692.69	\$10,374.29	\$25,318.40
JCP&L Jersey Central Pwr & Lht	JCPL TRANS SUBS	GREYSTONE PARK SUB	35300 - Station Equipment	Switchgear	\$38,344.14	\$18,973.26	\$19,370.88
JCP&L Jersey Central Pwr & Lht	JCPL TRANS SUBS	GREYSTONE PARK SUB	35300 - Station Equipment	Minor Station Equipment	\$38,428.38	\$8,001.11	\$30,427.27
JCP&L Jersey Central Pwr & Lht	JCPL TRANS SUBS	GREYSTONE PARK SUB	35300 - Station Equipment	Structure	\$39,027.62	\$19,311.46	\$19,716.16
JCP&L Jersey Central Pwr & Lht	JCPL TRANS SUBS	GREYSTONE PARK SUB	35300 - Station Equipment	Structure	\$39,629.11	\$21,290.37	\$18,338.74
JCP&L Jersey Central Pwr & Lht	JCPL TRANS SUBS	GREYSTONE PARK SUB	35300 - Station Equipment	Wiring	\$40,904.68	\$10,432.88	\$30,471.80
JCP&L Jersey Central Pwr & Lht	JCPL TRANS SUBS	GREYSTONE PARK SUB	35300 - Station Equipment	Wiring	\$41,690.44	\$11,008.62	\$30,681.82
JCP&L Jersey Central Pwr & Lht	JCPL TRANS SUBS	GREYSTONE PARK SUB	35300 - Station Equipment	Switch	\$43,404.05	\$6,304.39	\$37,099.66
JCP&L Jersey Central Pwr & Lht	JCPL TRANS SUBS	GREYSTONE PARK SUB	35300 - Station Equipment	Structure	\$43,567.71	\$11,504.33	\$32,063.38
JCP&L Jersey Central Pwr & Lht	JCPL TRANS SUBS	GREYSTONE PARK SUB	35300 - Station Equipment	Controls and Instrumentation	\$44,518.00	\$14,499.70	\$30,018.30
JCP&L Jersey Central Pwr & Lht	JCPL TRANS SUBS	GREYSTONE PARK SUB	35300 - Station Equipment	Structural Steel Support	\$45,232.50	\$6,569.97	\$38,662.53
JCP&L Jersey Central Pwr & Lht	JCPL TRANS SUBS	GREYSTONE PARK SUB	35300 - Station Equipment	Line Wave Trap	\$45,681.26	\$3,809.09	\$41,872.17
JCP&L Jersey Central Pwr & Lht	JCPL TRANS SUBS	GREYSTONE PARK SUB	35300 - Station Equipment	Conduit/Duct System	\$46,443.98	\$24,951.59	\$21,492.39
JCP&L Jersey Central Pwr & Lht	JCPL TRANS SUBS	GREYSTONE PARK SUB	35300 - Station Equipment	Switch	\$49,233.07	\$26,450.01	\$22,783.06
JCP&L Jersey Central Pwr & Lht	JCPL TRANS SUBS	GREYSTONE PARK SUB	35300 - Station Equipment	Foundation	\$49,966.01	\$7,257.51	\$42,708.50
JCP&L Jersey Central Pwr & Lht	JCPL TRANS SUBS	GREYSTONE PARK SUB	35300 - Station Equipment	Switch	\$50,332.30	\$6,129.04	\$44,203.26
JCP&L Jersey Central Pwr & Lht	JCPL TRANS SUBS	GREYSTONE PARK SUB	35300 - Station Equipment	Arrester, Lightning & Surge Protect	\$50,414.20	\$3,509.03	\$46,905.17
JCP&L Jersey Central Pwr & Lht	JCPL TRANS SUBS	GREYSTONE PARK SUB	35300 - Station Equipment	Carrier Equipment System	\$50,611.59	\$14,264.51	\$36,347.08
JCP&L Jersey Central Pwr & Lht	JCPL TRANS SUBS	GREYSTONE PARK SUB	35300 - Station Equipment	Equipment Spill and Leakage System	\$53,935.82	\$13,265.51	\$40,670.31
JCP&L Jersey Central Pwr & Lht	JCPL TRANS SUBS	GREYSTONE PARK SUB	35300 - Station Equipment	Switch	\$55,342.69	\$27,384.40	\$27,958.29
JCP&L Jersey Central Pwr & Lht	JCPL TRANS SUBS	GREYSTONE PARK SUB	35300 - Station Equipment	Arrester, Lightning & Surge Protect	\$58,490.00	\$15,444.65	\$43,045.35

Company	Major Location	Asset Location	Utility Account	Asset Retirement Unit	Book Cost	Allocated Reserve	Net Book Value
JCP&L Jersey Central Pwr & Lht	JCPL TRANS SUBS	GREYSTONE PARK SUB	35300 - Station Equipment	Structure	\$60,630.92	\$14,353.58	\$46,277.34
JCP&L Jersey Central Pwr & Lht	JCPL TRANS SUBS	GREYSTONE PARK SUB	35300 - Station Equipment	Switchgear	\$61,374.23	\$32,972.73	\$28,401.50
JCP&L Jersey Central Pwr & Lht	JCPL TRANS SUBS	GREYSTONE PARK SUB	35300 - Station Equipment	Wiring	\$66,019.54	\$35,468.39	\$30,551.15
JCP&L Jersey Central Pwr & Lht	JCPL TRANS SUBS	GREYSTONE PARK SUB	35300 - Station Equipment	Wiring	\$66,131.93	\$32,723.07	\$33,408.86
JCP&L Jersey Central Pwr & Lht	JCPL TRANS SUBS	GREYSTONE PARK SUB	35300 - Station Equipment	Load Interrupter	\$69,562.77	\$2,830.11	\$66,732.66
JCP&L Jersey Central Pwr & Lht	JCPL TRANS SUBS	GREYSTONE PARK SUB	35300 - Station Equipment	Microwave System	\$73,412.82	\$20,690.87	\$52,721.95
JCP&L Jersey Central Pwr & Lht	JCPL TRANS SUBS	GREYSTONE PARK SUB	35300 - Station Equipment	Relays	\$73,599.46	\$4,067.08	\$69,532.38
JCP&L Jersey Central Pwr & Lht	JCPL TRANS SUBS	GREYSTONE PARK SUB	35300 - Station Equipment	Capacitor Bank	\$77,308.14	\$7,471.90	\$69,836.24
JCP&L Jersey Central Pwr & Lht	JCPL TRANS SUBS	GREYSTONE PARK SUB	35300 - Station Equipment	Controls and Instrumentation	\$79,135.89	\$20,896.33	\$58,239.56
JCP&L Jersey Central Pwr & Lht	JCPL TRANS SUBS	GREYSTONE PARK SUB	35300 - Station Equipment	RTU - SCADA	\$79,674.04	\$4,402.76	\$75,271.28
JCP&L Jersey Central Pwr & Lht	JCPL TRANS SUBS	GREYSTONE PARK SUB	35300 - Station Equipment	Arrester, Lightning & Surge Protect	\$80,264.95	\$20,471.86	\$59,793.09
JCP&L Jersey Central Pwr & Lht	JCPL TRANS SUBS	GREYSTONE PARK SUB	35300 - Station Equipment	Capacitor Bank	\$82,341.70	\$23,933.11	\$58,408.59
JCP&L Jersey Central Pwr & Lht	JCPL TRANS SUBS	GREYSTONE PARK SUB	35300 - Station Equipment	Reactor	\$86,067.78	\$12,501.26	\$73,566.52
JCP&L Jersey Central Pwr & Lht	JCPL TRANS SUBS	GREYSTONE PARK SUB	35300 - Station Equipment	Transformer, Instrument	\$87,642.44	\$23,142.54	\$64,499.90
JCP&L Jersey Central Pwr & Lht	JCPL TRANS SUBS	GREYSTONE PARK SUB	35300 - Station Equipment	Line Wave Trap	\$91,655.79	\$6,379.61	\$85,276.18
JCP&L Jersey Central Pwr & Lht	JCPL TRANS SUBS	GREYSTONE PARK SUB	35300 - Station Equipment	Line Wave Trap	\$119,889.71	\$11,587.45	\$108,302.26
JCP&L Jersey Central Pwr & Lht	JCPL TRANS SUBS	GREYSTONE PARK SUB	35300 - Station Equipment	Structural Steel Support	\$120,155.32	\$8,363.29	\$111,792.03
JCP&L Jersey Central Pwr & Lht	JCPL TRANS SUBS	GREYSTONE PARK SUB	35300 - Station Equipment	Transformer, Power	\$121,182.71	\$21,561.61	\$99,621.10
JCP&L Jersey Central Pwr & Lht	JCPL TRANS SUBS	GREYSTONE PARK SUB	35300 - Station Equipment	Capacitor Bank	\$121,575.36	\$32,102.74	\$89,472.62
JCP&L Jersey Central Pwr & Lht	JCPL TRANS SUBS	GREYSTONE PARK SUB	35300 - Station Equipment	Transformer, Power	\$141,647.90	\$37,403.02	\$104,244.88
JCP&L Jersey Central Pwr & Lht	JCPL TRANS SUBS	GREYSTONE PARK SUB	35300 - Station Equipment	Capacitor Bank	\$148,562.17	\$18,090.63	\$130,471.54
JCP&L Jersey Central Pwr & Lht	JCPL TRANS SUBS	GREYSTONE PARK SUB	35300 - Station Equipment	Switch	\$151,024.24	\$35,753.00	\$115,271.24
JCP&L Jersey Central Pwr & Lht	JCPL TRANS SUBS	GREYSTONE PARK SUB	35300 - Station Equipment	Conduit/Duct System	\$154,865.00	\$40,893.07	\$113,971.93
JCP&L Jersey Central Pwr & Lht	JCPL TRANS SUBS	GREYSTONE PARK SUB	35300 - Station Equipment	Circuit Breaker	\$156,199.48	\$48,139.72	\$108,059.76
JCP&L Jersey Central Pwr & Lht	JCPL TRANS SUBS	GREYSTONE PARK SUB	35300 - Station Equipment	Transformer, Power	\$157,959.55	\$40,288.14	\$117,671.41
JCP&L Jersey Central Pwr & Lht	JCPL TRANS SUBS	GREYSTONE PARK SUB	35300 - Station Equipment	Circuit Breaker	\$170,419.69	\$20,752.25	\$149,667.44
JCP&L Jersey Central Pwr & Lht	JCPL TRANS SUBS	GREYSTONE PARK SUB	35300 - Station Equipment	Carrier Equipment System	\$193,213.47	\$51,019.23	\$142,194.24
JCP&L Jersey Central Pwr & Lht	JCPL TRANS SUBS	GREYSTONE PARK SUB	35300 - Station Equipment	Circuit Breaker	\$209,709.70	\$103,767.52	\$105,942.18
JCP&L Jersey Central Pwr & Lht	JCPL TRANS SUBS	GREYSTONE PARK SUB	35300 - Station Equipment	Foundation - Equipment	\$249,475.16	\$65,875.49	\$183,599.67
JCP&L Jersey Central Pwr & Lht	JCPL TRANS SUBS	GREYSTONE PARK SUB	35300 - Station Equipment	Capacitor Bank	\$260,774.69	\$37,877.25	\$222,897.44
JCP&L Jersey Central Pwr & Lht	JCPL TRANS SUBS	GREYSTONE PARK SUB	35300 - Station Equipment	Circuit Breaker	\$323,701.37	\$17,887.60	\$305,813.77
JCP&L Jersey Central Pwr & Lht	JCPL TRANS SUBS	GREYSTONE PARK SUB	35300 - Station Equipment	Circuit Breaker	\$343,831.26	\$71,588.47	\$272,242.79
JCP&L Jersey Central Pwr & Lht	JCPL TRANS SUBS	GREYSTONE PARK SUB	35300 - Station Equipment	Switch	\$376,977.15	\$99,543.19	\$277,433.96
JCP&L Jersey Central Pwr & Lht	JCPL TRANS SUBS	GREYSTONE PARK SUB	35300 - Station Equipment	Circuit Breaker	\$378,351.22	\$99,906.02	\$278,445.20
JCP&L Jersey Central Pwr & Lht	JCPL TRANS SUBS	GREYSTONE PARK SUB	35300 - Station Equipment	Circuit Breaker	\$459,886.66	\$66,798.04	\$393,088.62
JCP&L Jersey Central Pwr & Lht	JCPL TRANS SUBS	GREYSTONE PARK SUB	35300 - Station Equipment	Transformer, Power	\$532,882.85	\$64,889.90	\$467,992.95
JCP&L Jersey Central Pwr & Lht	JCPL TRANS SUBS	GREYSTONE PARK SUB	35300 - Station Equipment	Transformer, Power	\$995,827.92	\$187,467.50	\$808,360.42
JCP&L Jersey Central Pwr & Lht	JCPL TRANS SUBS	GREYSTONE PARK SUB	35300 - Station Equipment	Switchgear	\$1,159,440.42	\$306,157.54	\$853,282.88
		GREYSTONE PARK SUB Total			\$10,052,223.09	\$2,360,907.14	\$7,691,315.95
JCP&L Jersey Central Pwr & Lht	JCPL DIST SUBS	HAYTI SUB	35300 - Station Equipment	Circuit Switcher	\$20,682.03	\$1,142.88	\$19,539.15
		HAYTI SUB Total			\$20,682.03	\$1,142.88	\$19,539.15
JCP&L Jersey Central Pwr & Lht	JCPL DIST SUBS	HAZLET SUB	35300 - Station Equipment	Non-Unitized	\$8.57	\$0.07	\$8.50
		HAZLET SUB Total			\$8.57	\$0.07	\$8.50
JCP&L Jersey Central Pwr & Lht	JCPL SUB-TRANS SUBS	HIGH BRIDGE SWITCH POINT SUB	35300 - Station Equipment	Wiring	\$132.74	\$60.32	\$72.42
JCP&L Jersey Central Pwr & Lht	JCPL SUB-TRANS SUBS	HIGH BRIDGE SWITCH POINT SUB	35300 - Station Equipment	Controls and Instrumentation	\$191.84	\$92.95	\$98.89
JCP&L Jersey Central Pwr & Lht	JCPL SUB-TRANS SUBS	HIGH BRIDGE SWITCH POINT SUB	35300 - Station Equipment	Minor Station Equipment	\$357.15	\$173.05	\$184.10
JCP&L Jersey Central Pwr & Lht	JCPL SUB-TRANS SUBS	HIGH BRIDGE SWITCH POINT SUB	35300 - Station Equipment	Switchgear	\$542.26	\$262.74	\$279.52
JCP&L Jersey Central Pwr & Lht	JCPL SUB-TRANS SUBS	HIGH BRIDGE SWITCH POINT SUB	35300 - Station Equipment	Wiring	\$610.53	\$295.81	\$314.72
JCP&L Jersey Central Pwr & Lht	JCPL SUB-TRANS SUBS	HIGH BRIDGE SWITCH POINT SUB	35300 - Station Equipment	Conduit/Duct System	\$1,469.37	\$711.94	\$757.43
JCP&L Jersey Central Pwr & Lht	JCPL SUB-TRANS SUBS	HIGH BRIDGE SWITCH POINT SUB	35300 - Station Equipment	Switch	\$1,487.79	\$676.06	\$811.73
JCP&L Jersey Central Pwr & Lht	JCPL SUB-TRANS SUBS	HIGH BRIDGE SWITCH POINT SUB	35300 - Station Equipment	Switch	\$2,560.54	\$1,240.64	\$1,319.90
JCP&L Jersey Central Pwr & Lht	JCPL SUB-TRANS SUBS	HIGH BRIDGE SWITCH POINT SUB	35300 - Station Equipment	Switch	\$3,301.62	\$1,702.89	\$1,598.73
		HIGH BRIDGE SWITCH POINT SUB Total			\$10,653.84	\$5,216.41	\$5,437.43
JCP&L Jersey Central Pwr & Lht	JCPL SUB-TRANS SUBS	HOPATCONG SWITCH POINT SUB	35300 - Station Equipment	Minor Station Equipment	\$31.25	\$21.11	\$10.14
JCP&L Jersey Central Pwr & Lht	JCPL SUB-TRANS SUBS	HOPATCONG SWITCH POINT SUB	35300 - Station Equipment	Battery System	\$407.93	\$219.15	\$188.78
JCP&L Jersey Central Pwr & Lht	JCPL SUB-TRANS SUBS	HOPATCONG SWITCH POINT SUB	35300 - Station Equipment	Minor Station Equipment	\$1,894.96	\$1,038.75	\$856.21
JCP&L Jersey Central Pwr & Lht	JCPL SUB-TRANS SUBS	HOPATCONG SWITCH POINT SUB	35300 - Station Equipment	Structure	\$2,100.00	\$1,039.11	\$1,060.89
JCP&L Jersey Central Pwr & Lht	JCPL SUB-TRANS SUBS	HOPATCONG SWITCH POINT SUB	35300 - Station Equipment	Battery System	\$2,969.06	\$784.00	\$2,185.06

Company	Major Location	Asset Location	Utility Account	Asset Retirement Unit	Book Cost	Allocated Reserve	Net Book Value
JCP&L Jersey Central Pwr & Lht	JCPL SUB-TRANS SUBS	HOPATCONG SWITCH POINT SUB	35300 - Station Equipment	Switch	\$9,439.37	\$5,174.33	\$4,265.04
		HOPATCONG SWITCH POINT SUB Total			\$16,842.57	\$8,276.45	\$8,566.12
JCP&L Jersey Central Pwr & Lht	JCPL TRANS SUBS	HOSENSACK JCPL SUB	35300 - Station Equipment	Controls and Instrumentation	\$176.89	\$57.67	\$119.22
JCP&L Jersey Central Pwr & Lht	JCPL TRANS SUBS	HOSENSACK JCPL SUB	35300 - Station Equipment	Conduit/Duct System	\$289.48	\$102.73	\$186.75
JCP&L Jersey Central Pwr & Lht	JCPL TRANS SUBS	HOSENSACK JCPL SUB	35300 - Station Equipment	Grounding System, Station	\$793.74	\$258.80	\$534.94
JCP&L Jersey Central Pwr & Lht	JCPL TRANS SUBS	HOSENSACK JCPL SUB	35300 - Station Equipment	Controls and Instrumentation	\$1,414.72	\$502.03	\$912.69
JCP&L Jersey Central Pwr & Lht	JCPL TRANS SUBS	HOSENSACK JCPL SUB	35300 - Station Equipment	Structure	\$2,311.09	\$753.54	\$1,557.55
JCP&L Jersey Central Pwr & Lht	JCPL TRANS SUBS	HOSENSACK JCPL SUB	35300 - Station Equipment	Structure	\$2,889.50	\$1,025.37	\$1,864.13
JCP&L Jersey Central Pwr & Lht	JCPL TRANS SUBS	HOSENSACK JCPL SUB	35300 - Station Equipment	Relays	\$3,400.62	\$381.12	\$3,019.50
JCP&L Jersey Central Pwr & Lht	JCPL TRANS SUBS	HOSENSACK JCPL SUB	35300 - Station Equipment	Wiring	\$4,437.81	\$1,574.81	\$2,863.00
JCP&L Jersey Central Pwr & Lht	JCPL TRANS SUBS	HOSENSACK JCPL SUB	35300 - Station Equipment	Conduit	\$4,905.06	\$549.72	\$4,355.34
JCP&L Jersey Central Pwr & Lht	JCPL TRANS SUBS	HOSENSACK JCPL SUB	35300 - Station Equipment	Non-Unitized	\$6,074.61	\$151.00	\$5,923.61
JCP&L Jersey Central Pwr & Lht	JCPL TRANS SUBS	HOSENSACK JCPL SUB	35300 - Station Equipment	Grounding System, Station	\$8,410.60	\$942.60	\$7,468.00
JCP&L Jersey Central Pwr & Lht	JCPL TRANS SUBS	HOSENSACK JCPL SUB	35300 - Station Equipment	Reactor	\$9,984.36	\$985.69	\$8,998.67
JCP&L Jersey Central Pwr & Lht	JCPL TRANS SUBS	HOSENSACK JCPL SUB	35300 - Station Equipment	Bus-Insulators	\$11,929.14	\$1,336.92	\$10,592.22
JCP&L Jersey Central Pwr & Lht	JCPL TRANS SUBS	HOSENSACK JCPL SUB	35300 - Station Equipment	Arrestor, Lightning & Surge Protect	\$2,080.70	\$3,938.92	\$8,141.78
JCP&L Jersey Central Pwr & Lht	JCPL TRANS SUBS	HOSENSACK JCPL SUB	35300 - Station Equipment	Circuit Breaker	\$14,819.95	\$4,404.71	\$10,415.24
JCP&L Jersey Central Pwr & Lht	JCPL TRANS SUBS	HOSENSACK JCPL SUB	35300 - Station Equipment	Non-Unitized	\$17,322.03	\$1,224.53	\$16,097.50
JCP&L Jersey Central Pwr & Lht	JCPL TRANS SUBS	HOSENSACK JCPL SUB	35300 - Station Equipment	Capacitor Bank	\$29,035.77	\$6,306.09	\$22,729.68
JCP&L Jersey Central Pwr & Lht	JCPL TRANS SUBS	HOSENSACK JCPL SUB	35300 - Station Equipment	Control Wiring	\$30,737.45	\$3,444.81	\$27,292.64
JCP&L Jersey Central Pwr & Lht	JCPL TRANS SUBS	HOSENSACK JCPL SUB	35300 - Station Equipment	Bus	\$45,046.26	\$5,048.42	\$39,997.84
JCP&L Jersey Central Pwr & Lht	JCPL TRANS SUBS	HOSENSACK JCPL SUB	35300 - Station Equipment	Carrier Equipment System	\$46,177.30	\$16,386.62	\$29,790.68
JCP&L Jersey Central Pwr & Lht	JCPL TRANS SUBS	HOSENSACK JCPL SUB	35300 - Station Equipment	Foundation - Equipment	\$51,747.27	\$5,799.42	\$45,947.85
JCP&L Jersey Central Pwr & Lht	JCPL TRANS SUBS	HOSENSACK JCPL SUB	35300 - Station Equipment	Structural Steel Support	\$55,955.99	\$6,271.11	\$49,684.88
JCP&L Jersey Central Pwr & Lht	JCPL TRANS SUBS	HOSENSACK JCPL SUB	35300 - Station Equipment	Circuit Breaker	\$59,500.00	\$28,275.13	\$31,224.87
JCP&L Jersey Central Pwr & Lht	JCPL TRANS SUBS	HOSENSACK JCPL SUB	35300 - Station Equipment	Circuit Breaker	\$65,245.23	\$32,398.45	\$32,846.78
JCP&L Jersey Central Pwr & Lht	JCPL TRANS SUBS	HOSENSACK JCPL SUB	35300 - Station Equipment	Reactor	\$66,980.58	\$7,506.65	\$59,473.93
JCP&L Jersey Central Pwr & Lht	JCPL TRANS SUBS	HOSENSACK JCPL SUB	35300 - Station Equipment	Switch	\$83,862.63	\$9,398.65	\$74,463.98
JCP&L Jersey Central Pwr & Lht	JCPL TRANS SUBS	HOSENSACK JCPL SUB	35300 - Station Equipment	Circuit Breaker	\$601,355.04	\$67,395.09	\$533,959.95
		HOSENSACK JCPL SUB Total			\$1,236,883.82	\$206,420.60	\$1,030,463.22
JCP&L Jersey Central Pwr & Lht	JCPL DIST SUBS	HYSON SUB	35300 - Station Equipment	Non-Unitized	\$1,625.64	\$13.72	\$1,611.92
		HYSON SUB Total			\$1,625.64	\$13.72	\$1,611.92
JCP&L Jersey Central Pwr & Lht	JCPL DIST SUBS	ISLAND HEIGHTS SUB	35300 - Station Equipment	Wiring	\$2,512.85	\$335.96	\$2,176.89
JCP&L Jersey Central Pwr & Lht	JCPL DIST SUBS	ISLAND HEIGHTS SUB	35300 - Station Equipment	Capacitor Bank	\$37,884.18	\$5,065.02	\$32,819.16
		ISLAND HEIGHTS SUB Total			\$40,397.03	\$5,400.99	\$34,996.04
JCP&L Jersey Central Pwr & Lht	JCPL SPARE TRANS EQUIP	JCPL SPARE TRANS EQUIP	35300 - Station Equipment	Non-Unitized	(\$1,025,541.63)	(\$8,655.85)	(\$1,016,885.78)
JCP&L Jersey Central Pwr & Lht	JCPL SPARE TRANS EQUIP	JCPL SPARE TRANS EQUIP	35300 - Station Equipment	Non-Unitized	\$71.99	\$1.79	\$70.20
JCP&L Jersey Central Pwr & Lht	JCPL SPARE TRANS EQUIP	JCPL SPARE TRANS EQUIP	35300 - Station Equipment	Arrestor, Lightning & Surge Protect	\$2,985.89	\$211.08	\$2,774.81
JCP&L Jersey Central Pwr & Lht	JCPL SPARE TRANS EQUIP	JCPL SPARE TRANS EQUIP	35300 - Station Equipment	Bushings	\$13,873.94	\$776.23	\$13,097.71
JCP&L Jersey Central Pwr & Lht	JCPL SPARE TRANS EQUIP	JCPL SPARE TRANS EQUIP	35300 - Station Equipment	Switch	\$16,185.83	\$1,144.21	\$15,041.62
JCP&L Jersey Central Pwr & Lht	JCPL SPARE TRANS EQUIP	JCPL SPARE TRANS EQUIP	35300 - Station Equipment	Relays	\$22,827.41	\$1,613.71	\$21,213.70
JCP&L Jersey Central Pwr & Lht	JCPL SPARE TRANS EQUIP	JCPL SPARE TRANS EQUIP	35300 - Station Equipment	Disconnect Switch	\$49,189.15	\$3,477.28	\$45,711.87
JCP&L Jersey Central Pwr & Lht	JCPL SPARE TRANS EQUIP	JCPL SPARE TRANS EQUIP	35300 - Station Equipment	Non-Unitized	\$59,652.03	\$3,337.48	\$56,314.55
JCP&L Jersey Central Pwr & Lht	JCPL SPARE TRANS EQUIP	JCPL SPARE TRANS EQUIP	35300 - Station Equipment	CT 34.5KV	\$75,158.56	\$5,313.10	\$69,845.46
JCP&L Jersey Central Pwr & Lht	JCPL SPARE TRANS EQUIP	JCPL SPARE TRANS EQUIP	35300 - Station Equipment	Circuit Breaker	\$251,692.41	\$17,792.61	\$233,899.80
JCP&L Jersey Central Pwr & Lht	JCPL SPARE TRANS EQUIP	JCPL SPARE TRANS EQUIP	35300 - Station Equipment	Circuit Breaker	\$261,419.65	\$22,204.08	\$239,215.57
JCP&L Jersey Central Pwr & Lht	JCPL SPARE TRANS EQUIP	JCPL SPARE TRANS EQUIP	35300 - Station Equipment	Transformer, Power	\$756,219.44	\$18,798.14	\$737,421.30
JCP&L Jersey Central Pwr & Lht	JCPL SPARE TRANS EQUIP	JCPL SPARE TRANS EQUIP	35300 - Station Equipment	Circuit Breaker	\$939,858.30	\$23,363.04	\$916,495.26
JCP&L Jersey Central Pwr & Lht	JCPL SPARE TRANS EQUIP	JCPL SPARE TRANS EQUIP	35300 - Station Equipment	Transformer, Power	\$1,904,881.38	\$106,576.30	\$1,798,305.08
JCP&L Jersey Central Pwr & Lht	JCPL SPARE TRANS EQUIP	JCPL SPARE TRANS EQUIP	35300 - Station Equipment	Transformer, Power	\$2,615,059.43	\$22,071.80	\$2,592,987.63
		JCPL SPARE TRANS EQUIP Total			\$5,943,533.78	\$218,025.02	\$5,725,508.76
JCP&L Jersey Central Pwr & Lht	JCPL TL - 34KV	JCPL TL - 34KV	35300 - Station Equipment	Bushings	\$110,256.45	\$9,364.80	\$100,891.65
		JCPL TL - 34KV Total			\$110,256.45	\$9,364.80	\$100,891.65
JCP&L Jersey Central Pwr & Lht	JCPL TL - 69KV	JCPL TL - 69KV	35300 - Station Equipment	Transformer Equipment	\$1,490.24	\$167.01	\$1,323.23
		JCPL TL - 69KV Total			\$1,490.24	\$167.01	\$1,323.23
JCP&L Jersey Central Pwr & Lht	JCPL DIST SUBS	KEYPORT SUB	35300 - Station Equipment	Reactor	\$34,475.55	\$2,437.14	\$32,038.41
		KEYPORT SUB Total			\$34,475.55	\$2,437.14	\$32,038.41
JCP&L Jersey Central Pwr & Lht	JCPL DIST SUBS	KITTATINNY DIST SUB	35300 - Station Equipment	Non-Unitized	(\$177,685.31)	(\$17,541.82)	(\$160,143.49)

Company	Major Location	Asset Location	Utility Account	Asset Retirement Unit	Book Cost	Allocated Reserve	Net Book Value
JCP&L Jersey Central Pwr & Lht	JCPL DIST SUBS	KITTATINNY DIST SUB	35300 - Station Equipment	Steel Pole Fully Dressed	\$2,304.41	\$334.71	\$1,969.70
JCP&L Jersey Central Pwr & Lht	JCPL DIST SUBS	KITTATINNY DIST SUB	35300 - Station Equipment	Non-Unitized	\$3,829.75	\$155.81	\$3,673.94
JCP&L Jersey Central Pwr & Lht	JCPL DIST SUBS	KITTATINNY DIST SUB	35300 - Station Equipment	Non-Unitized	\$29,587.78	\$249.73	\$29,338.05
JCP&L Jersey Central Pwr & Lht	JCPL DIST SUBS	KITTATINNY DIST SUB	35300 - Station Equipment	Capacitor Bank	\$121,818.61	\$4,956.09	\$116,862.52
		KITTATINNY DIST SUB Total			(\$20,144.76)	(\$11,845.48)	(\$8,299.28)
JCP&L Jersey Central Pwr & Lht	JCPL TRANS SUBS	KITTATINNY TRANS SUB	35300 - Station Equipment	Office Furniture	\$21.71	\$17.14	\$4.57
JCP&L Jersey Central Pwr & Lht	JCPL TRANS SUBS	KITTATINNY TRANS SUB	35300 - Station Equipment	Conduit/Duct System	\$41.70	\$18.94	\$22.76
JCP&L Jersey Central Pwr & Lht	JCPL TRANS SUBS	KITTATINNY TRANS SUB	35300 - Station Equipment	Grounding System, Station	\$52.93	\$28.61	\$24.32
JCP&L Jersey Central Pwr & Lht	JCPL TRANS SUBS	KITTATINNY TRANS SUB	35300 - Station Equipment	Microwave System	\$108.23	\$50.29	\$57.94
JCP&L Jersey Central Pwr & Lht	JCPL TRANS SUBS	KITTATINNY TRANS SUB	35300 - Station Equipment	Misc Tools & Equipment	\$134.70	\$86.89	\$47.81
JCP&L Jersey Central Pwr & Lht	JCPL TRANS SUBS	KITTATINNY TRANS SUB	35300 - Station Equipment	Minor Station Equipment	\$165.01	\$85.53	\$79.48
JCP&L Jersey Central Pwr & Lht	JCPL TRANS SUBS	KITTATINNY TRANS SUB	35300 - Station Equipment	Conduit/Duct System	\$189.11	\$95.95	\$93.16
JCP&L Jersey Central Pwr & Lht	JCPL TRANS SUBS	KITTATINNY TRANS SUB	35300 - Station Equipment	Foundation - Equipment	\$237.19	\$120.35	\$116.84
JCP&L Jersey Central Pwr & Lht	JCPL TRANS SUBS	KITTATINNY TRANS SUB	35300 - Station Equipment	Conduit/Duct System	\$295.50	\$73.30	\$222.20
JCP&L Jersey Central Pwr & Lht	JCPL TRANS SUBS	KITTATINNY TRANS SUB	35300 - Station Equipment	Grounding System, Station	\$395.15	\$179.51	\$215.64
JCP&L Jersey Central Pwr & Lht	JCPL TRANS SUBS	KITTATINNY TRANS SUB	35300 - Station Equipment	Fire Protection System for Equipmnt	\$435.84	\$158.87	\$276.97
JCP&L Jersey Central Pwr & Lht	JCPL TRANS SUBS	KITTATINNY TRANS SUB	35300 - Station Equipment	Controls and Instrumentation	\$527.59	\$239.68	\$287.91
JCP&L Jersey Central Pwr & Lht	JCPL TRANS SUBS	KITTATINNY TRANS SUB	35300 - Station Equipment	Wood Pole	\$551.42	\$304.28	\$247.14
JCP&L Jersey Central Pwr & Lht	JCPL TRANS SUBS	KITTATINNY TRANS SUB	35300 - Station Equipment	Microwave System	\$619.37	\$281.37	\$338.00
JCP&L Jersey Central Pwr & Lht	JCPL TRANS SUBS	KITTATINNY TRANS SUB	35300 - Station Equipment	Switchgear	\$643.50	\$279.12	\$364.38
JCP&L Jersey Central Pwr & Lht	JCPL TRANS SUBS	KITTATINNY TRANS SUB	35300 - Station Equipment	Carrier Equipment System	\$664.32	\$281.43	\$382.89
JCP&L Jersey Central Pwr & Lht	JCPL TRANS SUBS	KITTATINNY TRANS SUB	35300 - Station Equipment	Microwave System	\$756.89	\$409.14	\$347.75
JCP&L Jersey Central Pwr & Lht	JCPL TRANS SUBS	KITTATINNY TRANS SUB	35300 - Station Equipment	Microwave System	\$817.96	\$397.39	\$420.57
JCP&L Jersey Central Pwr & Lht	JCPL TRANS SUBS	KITTATINNY TRANS SUB	35300 - Station Equipment	Switchgear	\$839.08	\$389.92	\$449.16
JCP&L Jersey Central Pwr & Lht	JCPL TRANS SUBS	KITTATINNY TRANS SUB	35300 - Station Equipment	Minor Station Equipment	\$846.83	\$284.23	\$562.60
JCP&L Jersey Central Pwr & Lht	JCPL TRANS SUBS	KITTATINNY TRANS SUB	35300 - Station Equipment	Minor Station Equipment	\$881.22	\$321.22	\$560.00
JCP&L Jersey Central Pwr & Lht	JCPL TRANS SUBS	KITTATINNY TRANS SUB	35300 - Station Equipment	Wiring	\$891.25	\$221.09	\$670.16
JCP&L Jersey Central Pwr & Lht	JCPL TRANS SUBS	KITTATINNY TRANS SUB	35300 - Station Equipment	Grounding System, Station	\$897.08	\$416.88	\$480.20
JCP&L Jersey Central Pwr & Lht	JCPL TRANS SUBS	KITTATINNY TRANS SUB	35300 - Station Equipment	Conduit/Duct System	\$966.43	\$522.41	\$444.02
JCP&L Jersey Central Pwr & Lht	JCPL TRANS SUBS	KITTATINNY TRANS SUB	35300 - Station Equipment	Transformer, Power	\$988.76	\$459.48	\$529.28
JCP&L Jersey Central Pwr & Lht	JCPL TRANS SUBS	KITTATINNY TRANS SUB	35300 - Station Equipment	Switchgear	\$1,066.36	\$552.75	\$513.61
JCP&L Jersey Central Pwr & Lht	JCPL TRANS SUBS	KITTATINNY TRANS SUB	35300 - Station Equipment	Battery System	\$1,317.18	\$726.85	\$590.33
JCP&L Jersey Central Pwr & Lht	JCPL TRANS SUBS	KITTATINNY TRANS SUB	35300 - Station Equipment	Minor Station Equipment	\$1,518.00	\$770.24	\$747.76
JCP&L Jersey Central Pwr & Lht	JCPL TRANS SUBS	KITTATINNY TRANS SUB	35300 - Station Equipment	Carrier Equipment System	\$1,608.30	\$833.65	\$774.65
JCP&L Jersey Central Pwr & Lht	JCPL TRANS SUBS	KITTATINNY TRANS SUB	35300 - Station Equipment	Controls and Instrumentation	\$1,609.07	\$747.73	\$861.34
JCP&L Jersey Central Pwr & Lht	JCPL TRANS SUBS	KITTATINNY TRANS SUB	35300 - Station Equipment	Battery System	\$1,768.27	\$916.58	\$851.69
JCP&L Jersey Central Pwr & Lht	JCPL TRANS SUBS	KITTATINNY TRANS SUB	35300 - Station Equipment	Grounding System, Station	\$2,167.00	\$537.56	\$1,629.44
JCP&L Jersey Central Pwr & Lht	JCPL TRANS SUBS	KITTATINNY TRANS SUB	35300 - Station Equipment	Wiring	\$2,391.82	\$1,213.63	\$1,178.19
JCP&L Jersey Central Pwr & Lht	JCPL TRANS SUBS	KITTATINNY TRANS SUB	35300 - Station Equipment	Conduit/Duct System	\$2,399.29	\$1,114.94	\$1,284.35
JCP&L Jersey Central Pwr & Lht	JCPL TRANS SUBS	KITTATINNY TRANS SUB	35300 - Station Equipment	Microwave System	\$2,461.82	\$897.37	\$1,564.45
JCP&L Jersey Central Pwr & Lht	JCPL TRANS SUBS	KITTATINNY TRANS SUB	35300 - Station Equipment	Wiring	\$2,510.94	\$313.92	\$2,197.02
JCP&L Jersey Central Pwr & Lht	JCPL TRANS SUBS	KITTATINNY TRANS SUB	35300 - Station Equipment	Arrester, Lightning & Surge Protect	\$2,691.97	\$1,365.93	\$1,326.04
JCP&L Jersey Central Pwr & Lht	JCPL TRANS SUBS	KITTATINNY TRANS SUB	35300 - Station Equipment	Controls and Instrumentation	\$2,708.28	\$909.02	\$1,799.26
JCP&L Jersey Central Pwr & Lht	JCPL TRANS SUBS	KITTATINNY TRANS SUB	35300 - Station Equipment	Fuse Equipment	\$2,775.54	\$1,289.79	\$1,485.75
JCP&L Jersey Central Pwr & Lht	JCPL TRANS SUBS	KITTATINNY TRANS SUB	35300 - Station Equipment	Microwave System	\$2,907.75	\$1,231.81	\$1,675.94
JCP&L Jersey Central Pwr & Lht	JCPL TRANS SUBS	KITTATINNY TRANS SUB	35300 - Station Equipment	Structure	\$2,920.65	\$1,481.96	\$1,438.69
JCP&L Jersey Central Pwr & Lht	JCPL TRANS SUBS	KITTATINNY TRANS SUB	35300 - Station Equipment	Microwave System	\$3,215.10	\$1,203.14	\$2,011.96
JCP&L Jersey Central Pwr & Lht	JCPL TRANS SUBS	KITTATINNY TRANS SUB	35300 - Station Equipment	Fuse Equipment	\$3,374.95	\$1,862.35	\$1,512.60
JCP&L Jersey Central Pwr & Lht	JCPL TRANS SUBS	KITTATINNY TRANS SUB	35300 - Station Equipment	Bus-Insulators	\$3,462.24	\$388.02	\$3,074.22
JCP&L Jersey Central Pwr & Lht	JCPL TRANS SUBS	KITTATINNY TRANS SUB	35300 - Station Equipment	Wiring	\$3,469.84	\$1,612.43	\$1,857.41
JCP&L Jersey Central Pwr & Lht	JCPL TRANS SUBS	KITTATINNY TRANS SUB	35300 - Station Equipment	Minor Station Equipment	\$3,617.35	\$1,955.37	\$1,661.98
JCP&L Jersey Central Pwr & Lht	JCPL TRANS SUBS	KITTATINNY TRANS SUB	35300 - Station Equipment	Grounding System, Station	\$3,947.73	\$493.55	\$3,454.18
JCP&L Jersey Central Pwr & Lht	JCPL TRANS SUBS	KITTATINNY TRANS SUB	35300 - Station Equipment	Wiring	\$4,463.37	\$1,936.01	\$2,527.36
JCP&L Jersey Central Pwr & Lht	JCPL TRANS SUBS	KITTATINNY TRANS SUB	35300 - Station Equipment	Battery Charger	\$4,559.36	\$255.09	\$4,304.27
JCP&L Jersey Central Pwr & Lht	JCPL TRANS SUBS	KITTATINNY TRANS SUB	35300 - Station Equipment	Cathodic Protection System	\$5,026.35	\$1,297.18	\$3,729.17
JCP&L Jersey Central Pwr & Lht	JCPL TRANS SUBS	KITTATINNY TRANS SUB	35300 - Station Equipment	Structure	\$5,351.07	\$2,486.63	\$2,864.44
JCP&L Jersey Central Pwr & Lht	JCPL TRANS SUBS	KITTATINNY TRANS SUB	35300 - Station Equipment	Minor Station Equipment	\$6,545.35	\$2,973.44	\$3,571.91
JCP&L Jersey Central Pwr & Lht	JCPL TRANS SUBS	KITTATINNY TRANS SUB	35300 - Station Equipment	Arrester, Lightning & Surge Protect	\$6,967.55	\$780.87	\$6,186.68

Company	Major Location	Asset Location	Utility Account	Asset Retirement Unit	Book Cost	Allocated Reserve	Net Book Value
JCP&L Jersey Central Pwr & Lht	JCPL TRANS SUBS	KITTATINNY TRANS SUB	35300 - Station Equipment	Transformer, Instrument	\$6,994.78	\$3,250.45	\$3,744.33
JCP&L Jersey Central Pwr & Lht	JCPL TRANS SUBS	KITTATINNY TRANS SUBS	35300 - Station Equipment	Transformer, Instrument	\$7,482.62	\$4,129.03	\$3,353.59
JCP&L Jersey Central Pwr & Lht	JCPL TRANS SUBS	KITTATINNY TRANS SUB	35300 - Station Equipment	Minor Station Equipment	\$7,892.80	\$3,504.16	\$4,388.64
JCP&L Jersey Central Pwr & Lht	JCPL TRANS SUBS	KITTATINNY TRANS SUB	35300 - Station Equipment	Switch	\$8,080.15	\$4,188.32	\$3,891.83
JCP&L Jersey Central Pwr & Lht	JCPL TRANS SUBS	KITTATINNY TRANS SUB	35300 - Station Equipment	Reactor	\$8,132.18	\$911.39	\$7,220.79
JCP&L Jersey Central Pwr & Lht	JCPL TRANS SUBS	KITTATINNY TRANS SUB	35300 - Station Equipment	Grounding System, Station	\$8,401.15	\$941.53	\$7,459.62
JCP&L Jersey Central Pwr & Lht	JCPL TRANS SUBS	KITTATINNY TRANS SUB	35300 - Station Equipment	Relays	\$8,796.57	\$868.43	\$7,928.14
JCP&L Jersey Central Pwr & Lht	JCPL TRANS SUBS	KITTATINNY TRANS SUB	35300 - Station Equipment	Battery System	\$10,477.61	\$3,516.72	\$6,960.89
JCP&L Jersey Central Pwr & Lht	JCPL TRANS SUBS	KITTATINNY TRANS SUB	35300 - Station Equipment	Minor Station Equipment	\$10,919.49	\$4,736.38	\$6,183.11
JCP&L Jersey Central Pwr & Lht	JCPL TRANS SUBS	KITTATINNY TRANS SUB	35300 - Station Equipment	Minor Station Equipment	\$11,305.36	\$6,238.48	\$5,066.88
JCP&L Jersey Central Pwr & Lht	JCPL TRANS SUBS	KITTATINNY TRANS SUB	35300 - Station Equipment	Carrier Equipment System	\$11,388.43	\$5,173.56	\$6,214.87
JCP&L Jersey Central Pwr & Lht	JCPL TRANS SUBS	KITTATINNY TRANS SUB	35300 - Station Equipment	Switchgear	\$11,806.46	\$3,962.74	\$7,843.72
JCP&L Jersey Central Pwr & Lht	JCPL TRANS SUBS	KITTATINNY TRANS SUB	35300 - Station Equipment	Equipment Enclosure	\$12,214.00	\$3,029.88	\$9,184.12
JCP&L Jersey Central Pwr & Lht	JCPL TRANS SUBS	KITTATINNY TRANS SUB	35300 - Station Equipment	Minor Station Equipment	\$12,214.00	\$3,029.88	\$9,184.12
JCP&L Jersey Central Pwr & Lht	JCPL TRANS SUBS	KITTATINNY TRANS SUB	35300 - Station Equipment	Switch	\$12,218.72	\$5,550.74	\$6,667.98
JCP&L Jersey Central Pwr & Lht	JCPL TRANS SUBS	KITTATINNY TRANS SUB	35300 - Station Equipment	Switchgear	\$12,341.45	\$6,262.15	\$6,079.30
JCP&L Jersey Central Pwr & Lht	JCPL TRANS SUBS	KITTATINNY TRANS SUB	35300 - Station Equipment	Controls and Instrumentation	\$12,761.42	\$5,535.32	\$7,226.10
JCP&L Jersey Central Pwr & Lht	JCPL TRANS SUBS	KITTATINNY TRANS SUB	35300 - Station Equipment	Structural Steel Support	\$15,268.02	\$1,711.12	\$13,556.90
JCP&L Jersey Central Pwr & Lht	JCPL TRANS SUBS	KITTATINNY TRANS SUB	35300 - Station Equipment	Circuit Breaker	\$15,440.62	\$7,834.69	\$7,605.93
JCP&L Jersey Central Pwr & Lht	JCPL TRANS SUBS	KITTATINNY TRANS SUB	35300 - Station Equipment	Switch	\$15,923.23	\$7,399.48	\$8,523.75
JCP&L Jersey Central Pwr & Lht	JCPL TRANS SUBS	KITTATINNY TRANS SUB	35300 - Station Equipment	Capacitor Bank	\$16,034.10	\$7,451.01	\$8,583.09
JCP&L Jersey Central Pwr & Lht	JCPL TRANS SUBS	KITTATINNY TRANS SUB	35300 - Station Equipment	Foundation - Equipment	\$16,615.98	\$9,168.98	\$7,447.00
JCP&L Jersey Central Pwr & Lht	JCPL TRANS SUBS	KITTATINNY TRANS SUB	35300 - Station Equipment	Arrester, Lightning & Surge Protect	\$17,973.33	\$2,247.05	\$15,726.28
JCP&L Jersey Central Pwr & Lht	JCPL TRANS SUBS	KITTATINNY TRANS SUB	35300 - Station Equipment	Microwave System	\$19,385.80	\$9,836.51	\$9,549.29
JCP&L Jersey Central Pwr & Lht	JCPL TRANS SUBS	KITTATINNY TRANS SUB	35300 - Station Equipment	Bus	\$22,510.46	\$1,911.96	\$20,598.50
JCP&L Jersey Central Pwr & Lht	JCPL TRANS SUBS	KITTATINNY TRANS SUB	35300 - Station Equipment	Foundation - Equipment	\$23,063.60	\$2,584.78	\$20,478.82
JCP&L Jersey Central Pwr & Lht	JCPL TRANS SUBS	KITTATINNY TRANS SUB	35300 - Station Equipment	Carrier Equipment System	\$23,286.56	\$10,100.64	\$13,185.92
JCP&L Jersey Central Pwr & Lht	JCPL TRANS SUBS	KITTATINNY TRANS SUB	35300 - Station Equipment	Carrier Equipment System	\$25,551.10	\$14,099.52	\$11,451.58
JCP&L Jersey Central Pwr & Lht	JCPL TRANS SUBS	KITTATINNY TRANS SUB	35300 - Station Equipment	Relays	\$26,255.36	\$2,942.49	\$23,312.87
JCP&L Jersey Central Pwr & Lht	JCPL TRANS SUBS	KITTATINNY TRANS SUB	35300 - Station Equipment	Battery Cell Assembly	\$28,363.30	\$1,586.90	\$26,776.40
JCP&L Jersey Central Pwr & Lht	JCPL TRANS SUBS	KITTATINNY TRANS SUB	35300 - Station Equipment	Structure	\$29,905.50	\$7,717.90	\$22,187.60
JCP&L Jersey Central Pwr & Lht	JCPL TRANS SUBS	KITTATINNY TRANS SUB	35300 - Station Equipment	Carrier Equipment System	\$31,767.13	\$16,118.90	\$15,648.23
JCP&L Jersey Central Pwr & Lht	JCPL TRANS SUBS	KITTATINNY TRANS SUB	35300 - Station Equipment	Arresters and Surge Protectors	\$32,442.57	\$3,635.90	\$28,806.67
JCP&L Jersey Central Pwr & Lht	JCPL TRANS SUBS	KITTATINNY TRANS SUB	35300 - Station Equipment	Controls and Instrumentation	\$33,581.00	\$18,530.56	\$15,050.44
JCP&L Jersey Central Pwr & Lht	JCPL TRANS SUBS	KITTATINNY TRANS SUB	35300 - Station Equipment	Bushings	\$1,433.63	\$1,433.63	\$3,804.43
JCP&L Jersey Central Pwr & Lht	JCPL TRANS SUBS	KITTATINNY TRANS SUB	35300 - Station Equipment	Conduit	\$36,088.43	\$4,511.82	\$31,576.61
JCP&L Jersey Central Pwr & Lht	JCPL TRANS SUBS	KITTATINNY TRANS SUB	35300 - Station Equipment	Grounding System, Station	\$36,165.90	\$19,956.95	\$16,208.95
JCP&L Jersey Central Pwr & Lht	JCPL TRANS SUBS	KITTATINNY TRANS SUB	35300 - Station Equipment	Cabinets/Panels/Consoles	\$36,225.41	\$4,059.86	\$32,165.55
JCP&L Jersey Central Pwr & Lht	JCPL TRANS SUBS	KITTATINNY TRANS SUB	35300 - Station Equipment	Microwave System	\$37,433.14	\$20,656.24	\$16,776.90
JCP&L Jersey Central Pwr & Lht	JCPL TRANS SUBS	KITTATINNY TRANS SUB	35300 - Station Equipment	Structural Steel Support	\$38,309.72	\$4,789.53	\$33,520.19
JCP&L Jersey Central Pwr & Lht	JCPL TRANS SUBS	KITTATINNY TRANS SUB	35300 - Station Equipment	Arrester, Lightning & Surge Protect	\$39,313.55	\$3,881.19	\$35,432.36
JCP&L Jersey Central Pwr & Lht	JCPL TRANS SUBS	KITTATINNY TRANS SUB	35300 - Station Equipment	Conduit	\$41,188.09	\$4,616.04	\$36,572.05
JCP&L Jersey Central Pwr & Lht	JCPL TRANS SUBS	KITTATINNY TRANS SUB	35300 - Station Equipment	Circuit Breaker	\$42,606.58	\$23,511.02	\$19,095.56
JCP&L Jersey Central Pwr & Lht	JCPL TRANS SUBS	KITTATINNY TRANS SUB	35300 - Station Equipment	Control Wiring	\$44,333.71	\$5,542.65	\$38,791.06
JCP&L Jersey Central Pwr & Lht	JCPL TRANS SUBS	KITTATINNY TRANS SUB	35300 - Station Equipment	Switch	\$45,868.80	\$5,734.58	\$40,134.22
JCP&L Jersey Central Pwr & Lht	JCPL TRANS SUBS	KITTATINNY TRANS SUB	35300 - Station Equipment	Capacitor Bank	\$54,818.61	\$5,411.91	\$49,406.70
JCP&L Jersey Central Pwr & Lht	JCPL TRANS SUBS	KITTATINNY TRANS SUB	35300 - Station Equipment	Battery System	\$56,460.72	\$12,262.33	\$44,198.39
JCP&L Jersey Central Pwr & Lht	JCPL TRANS SUBS	KITTATINNY TRANS SUB	35300 - Station Equipment	Line Wave Trap	\$56,790.21	\$6,364.60	\$50,425.61
JCP&L Jersey Central Pwr & Lht	JCPL TRANS SUBS	KITTATINNY TRANS SUB	35300 - Station Equipment	Arrester, Lightning & Surge Protect	\$57,411.77	\$31,680.78	\$25,730.99
JCP&L Jersey Central Pwr & Lht	JCPL TRANS SUBS	KITTATINNY TRANS SUB	35300 - Station Equipment	Reactor	\$58,312.51	\$7,290.30	\$51,022.21
JCP&L Jersey Central Pwr & Lht	JCPL TRANS SUBS	KITTATINNY TRANS SUB	35300 - Station Equipment	Bus	\$59,669.21	\$7,459.92	\$52,209.29
JCP&L Jersey Central Pwr & Lht	JCPL TRANS SUBS	KITTATINNY TRANS SUB	35300 - Station Equipment	Structure	\$62,305.10	\$15,455.76	\$46,849.34
JCP&L Jersey Central Pwr & Lht	JCPL TRANS SUBS	KITTATINNY TRANS SUB	35300 - Station Equipment	Carrier Equipment System	\$64,418.88	\$21,621.66	\$42,797.22
JCP&L Jersey Central Pwr & Lht	JCPL TRANS SUBS	KITTATINNY TRANS SUB	35300 - Station Equipment	Carrier Equipment System	\$70,380.65	\$20,236.95	\$50,143.70
JCP&L Jersey Central Pwr & Lht	JCPL TRANS SUBS	KITTATINNY TRANS SUB	35300 - Station Equipment	Transformer, Current : Each	\$75,213.54	\$7,425.39	\$67,788.15
JCP&L Jersey Central Pwr & Lht	JCPL TRANS SUBS	KITTATINNY TRANS SUB	35300 - Station Equipment	Cabinets/Panels/Consoles	\$77,842.72	\$9,732.00	\$68,110.72
JCP&L Jersey Central Pwr & Lht	JCPL TRANS SUBS	KITTATINNY TRANS SUB	35300 - Station Equipment	Foundation	\$85,230.67	\$9,551.98	\$75,678.69
JCP&L Jersey Central Pwr & Lht	JCPL TRANS SUBS	KITTATINNY TRANS SUB	35300 - Station Equipment	Foundation - Equipment	\$92,196.33	\$11,526.50	\$80,669.83

Company	Major Location	Asset Location	Utility Account	Asset Retirement Unit	Book Cost	Allocated Reserve	Net Book Value
JCP&L Jersey Central Pwr & Lht	JCPL TRANS SUBS	KITTATINNY TRANS SUB	35300 - Station Equipment	Conduit/Duct System	\$98,711.17	\$54,470.48	\$44,240.69
JCP&L Jersey Central Pwr & Lht	JCPL TRANS SUBS	KITTATINNY TRANS SUBS	35300 - Station Equipment	Switchgear	\$98,940.18	\$54,596.85	\$44,343.33
JCP&L Jersey Central Pwr & Lht	JCPL TRANS SUBS	KITTATINNY TRANS SUB	35300 - Station Equipment	Carrier Equipment System	\$101,363.18	\$10,006.98	\$91,356.20
JCP&L Jersey Central Pwr & Lht	JCPL TRANS SUBS	KITTATINNY TRANS SUB	35300 - Station Equipment	Bus	\$102,357.24	\$11,471.38	\$90,885.86
JCP&L Jersey Central Pwr & Lht	JCPL TRANS SUBS	KITTATINNY TRANS SUB	35300 - Station Equipment	Wiring	\$113,221.50	\$62,477.52	\$50,743.98
JCP&L Jersey Central Pwr & Lht	JCPL TRANS SUBS	KITTATINNY TRANS SUB	35300 - Station Equipment	Line Wave Trap	\$117,221.12	\$9,956.35	\$107,264.77
JCP&L Jersey Central Pwr & Lht	JCPL TRANS SUBS	KITTATINNY TRANS SUB	35300 - Station Equipment	Controls and Instrumentation	\$118,047.18	\$31,634.72	\$86,412.46
JCP&L Jersey Central Pwr & Lht	JCPL TRANS SUBS	KITTATINNY TRANS SUB	35300 - Station Equipment	Control Wiring	\$118,427.04	\$13,272.36	\$105,154.68
JCP&L Jersey Central Pwr & Lht	JCPL TRANS SUBS	KITTATINNY TRANS SUB	35300 - Station Equipment	Switch	\$119,769.40	\$66,090.77	\$53,678.63
JCP&L Jersey Central Pwr & Lht	JCPL TRANS SUBS	KITTATINNY TRANS SUBS	35300 - Station Equipment	Bus-Insulators	\$122,321.54	\$12,076.08	\$110,245.46
JCP&L Jersey Central Pwr & Lht	JCPL TRANS SUBS	KITTATINNY TRANS SUB	35300 - Station Equipment	Switch	\$123,682.75	\$13,861.38	\$109,821.37
JCP&L Jersey Central Pwr & Lht	JCPL TRANS SUBS	KITTATINNY TRANS SUB	35300 - Station Equipment	Structure	\$124,926.40	\$68,936.49	\$55,989.91
JCP&L Jersey Central Pwr & Lht	JCPL TRANS SUBS	KITTATINNY TRANS SUB	35300 - Station Equipment	Transformer, Power	\$130,034.44	\$71,755.18	\$58,279.26
JCP&L Jersey Central Pwr & Lht	JCPL TRANS SUBS	KITTATINNY TRANS SUB	35300 - Station Equipment	Carrier Equipment System	\$151,343.03	\$37,543.01	\$113,800.02
JCP&L Jersey Central Pwr & Lht	JCPL TRANS SUBS	KITTATINNY TRANS SUB	35300 - Station Equipment	Cabinets/Panels/Consoles	\$154,634.43	\$15,266.14	\$139,368.29
JCP&L Jersey Central Pwr & Lht	JCPL TRANS SUBS	KITTATINNY TRANS SUB	35300 - Station Equipment	Controls and Instrumentation	\$169,062.17	\$14,359.55	\$154,702.62
JCP&L Jersey Central Pwr & Lht	JCPL TRANS SUBS	KITTATINNY TRANS SUB	35300 - Station Equipment	Non-Unitized	\$174,954.26	\$9,788.53	\$165,165.73
JCP&L Jersey Central Pwr & Lht	JCPL TRANS SUBS	KITTATINNY TRANS SUB	35300 - Station Equipment	Circuit Breaker	\$268,079.14	\$33,515.60	\$234,563.54
JCP&L Jersey Central Pwr & Lht	JCPL TRANS SUBS	KITTATINNY TRANS SUB	35300 - Station Equipment	Circuit Breaker	\$282,819.07	\$61,423.61	\$221,395.46
JCP&L Jersey Central Pwr & Lht	JCPL TRANS SUBS	KITTATINNY TRANS SUB	35300 - Station Equipment	Coupling Capacitor	\$294,134.21	\$36,773.03	\$257,361.18
JCP&L Jersey Central Pwr & Lht	JCPL TRANS SUBS	KITTATINNY TRANS SUB	35300 - Station Equipment	Switch	\$346,067.92	\$34,165.23	\$311,902.69
JCP&L Jersey Central Pwr & Lht	JCPL TRANS SUBS	KITTATINNY TRANS SUB	35300 - Station Equipment	Circuit Breaker	\$387,989.39	\$43,482.76	\$344,506.63
JCP&L Jersey Central Pwr & Lht	JCPL TRANS SUBS	KITTATINNY TRANS SUB	35300 - Station Equipment	Structural Steel Support	\$467,673.41	\$46,170.62	\$421,502.79
JCP&L Jersey Central Pwr & Lht	JCPL TRANS SUBS	KITTATINNY TRANS SUB	35300 - Station Equipment	Capacitor Bank	\$493,579.02	\$55,316.41	\$438,262.61
JCP&L Jersey Central Pwr & Lht	JCPL TRANS SUBS	KITTATINNY TRANS SUB	35300 - Station Equipment	Circuit Breaker	\$518,139.76	\$51,152.86	\$466,986.90
JCP&L Jersey Central Pwr & Lht	JCPL TRANS SUBS	KITTATINNY TRANS SUB	35300 - Station Equipment	Circuit Breaker	\$523,712.12	\$135,157.70	\$388,554.42
JCP&L Jersey Central Pwr & Lht	JCPL TRANS SUBS	KITTATINNY TRANS SUB	35300 - Station Equipment	Transformer, Power	\$566,157.20	\$338,455.87	\$227,701.33
JCP&L Jersey Central Pwr & Lht	JCPL TRANS SUBS	KITTATINNY TRANS SUB	35300 - Station Equipment	Circuit Breaker	\$651,600.00	\$161,639.61	\$489,960.39
JCP&L Jersey Central Pwr & Lht	JCPL TRANS SUBS	KITTATINNY TRANS SUB	35300 - Station Equipment	Bus	\$812,197.76	\$80,183.46	\$732,014.30
JCP&L Jersey Central Pwr & Lht	JCPL TRANS SUBS	KITTATINNY TRANS SUB	35300 - Station Equipment	Control Wiring	\$1,042,355.09	\$102,905.52	\$939,449.57
		KITTATINNY TRANS SUB Total			\$10,765,929.55	\$2,230,198.04	\$8,535,731.51
JCP&L Jersey Central Pwr & Lht	JCPL SERV CENTERS	LAKEWOOD OPERATING & STORAGE BLDG	35300 - Station Equipment	Circuit Breaker	\$108,112.00	\$71,039.17	\$37,072.83
JCP&L Jersey Central Pwr & Lht	JCPL SERV CENTERS	LAKEWOOD OPERATING & STORAGE BLDG	35300 - Station Equipment	Transformer, Power	\$323,021.93	\$212,254.06	\$110,767.87
		LAKEWOOD OPERATING & STORAGE BLDG Total			\$431,133.93	\$283,293.23	\$147,840.70
JCP&L Jersey Central Pwr & Lht	JCPL DIST SUBS	LAKEWOOD SUB	35300 - Station Equipment	Non-Unitized	\$55,509.69	\$468.52	\$55,041.17
		LAKEWOOD SUB Total			\$55,509.69	\$468.52	\$55,041.17
JCP&L Jersey Central Pwr & Lht	JCPL DIST SUBS	LANDING SUB	35300 - Station Equipment	HVAC	\$9,280.44	\$2,367.01	\$6,913.43
		LANDING SUB Total			\$9,280.44	\$2,367.01	\$6,913.43
JCP&L Jersey Central Pwr & Lht	JCPL TRANS SUBS	LARRABEE SUB	35300 - Station Equipment	Circuit Switcher	(\$100,751.27)	(\$4,098.98)	(\$96,652.29)
JCP&L Jersey Central Pwr & Lht	JCPL TRANS SUBS	LARRABEE SUB	35300 - Station Equipment	Non-Unitized	(\$33,641.19)	(\$1,882.20)	(\$31,758.99)
JCP&L Jersey Central Pwr & Lht	JCPL TRANS SUBS	LARRABEE SUB	35300 - Station Equipment	Transformer, Instrument	(\$1,967.23)	(\$270.67)	(\$1,696.56)
JCP&L Jersey Central Pwr & Lht	JCPL TRANS SUBS	LARRABEE SUB	35300 - Station Equipment	Non-Unitized	(\$735.49)	(\$29.93)	(\$705.56)
JCP&L Jersey Central Pwr & Lht	JCPL TRANS SUBS	LARRABEE SUB	35300 - Station Equipment	Misc Tools & Equipment	\$26.47	\$25.66	\$0.81
JCP&L Jersey Central Pwr & Lht	JCPL TRANS SUBS	LARRABEE SUB	35300 - Station Equipment	Controls and Instrumentation	\$32.93	\$17.43	\$15.50
JCP&L Jersey Central Pwr & Lht	JCPL TRANS SUBS	LARRABEE SUB	35300 - Station Equipment	Office Furniture	\$29.57	\$29.57	\$0.00
JCP&L Jersey Central Pwr & Lht	JCPL TRANS SUBS	LARRABEE SUB	35300 - Station Equipment	Minor Station Equipment	\$43.66	\$14.24	\$29.42
JCP&L Jersey Central Pwr & Lht	JCPL TRANS SUBS	LARRABEE SUB	35300 - Station Equipment	Misc Tools & Equipment	\$47.78	\$45.90	\$1.88
JCP&L Jersey Central Pwr & Lht	JCPL TRANS SUBS	LARRABEE SUB	35300 - Station Equipment	Minor Station Equipment	\$56.19	\$32.29	\$23.90
JCP&L Jersey Central Pwr & Lht	JCPL TRANS SUBS	LARRABEE SUB	35300 - Station Equipment	Grounding System, Station	\$56.25	\$3.98	\$52.27
JCP&L Jersey Central Pwr & Lht	JCPL TRANS SUBS	LARRABEE SUB	35300 - Station Equipment	Misc Tools & Equipment	\$56.40	\$40.47	\$15.93
JCP&L Jersey Central Pwr & Lht	JCPL TRANS SUBS	LARRABEE SUB	35300 - Station Equipment	Misc Tools & Equipment	\$59.37	\$35.49	\$23.88
JCP&L Jersey Central Pwr & Lht	JCPL TRANS SUBS	LARRABEE SUB	35300 - Station Equipment	Office Furniture	\$75.00	\$73.36	\$1.64
JCP&L Jersey Central Pwr & Lht	JCPL TRANS SUBS	LARRABEE SUB	35300 - Station Equipment	Conduit/Duct System	\$76.51	\$49.36	\$27.15
JCP&L Jersey Central Pwr & Lht	JCPL TRANS SUBS	LARRABEE SUB	35300 - Station Equipment	Misc Tools & Equipment	\$78.18	\$44.03	\$34.15
JCP&L Jersey Central Pwr & Lht	JCPL TRANS SUBS	LARRABEE SUB	35300 - Station Equipment	Office Furniture	\$78.43	\$52.48	\$25.95
JCP&L Jersey Central Pwr & Lht	JCPL TRANS SUBS	LARRABEE SUB	35300 - Station Equipment	Office Furniture	\$79.00	\$57.63	\$21.37
JCP&L Jersey Central Pwr & Lht	JCPL TRANS SUBS	LARRABEE SUB	35300 - Station Equipment	Office Furniture	\$83.37	\$41.40	\$41.97
JCP&L Jersey Central Pwr & Lht	JCPL TRANS SUBS	LARRABEE SUB	35300 - Station Equipment	Fire Protection System for Equipmnt	\$90.63	\$53.12	\$37.51

Company	Major Location	Asset Location	Utility Account	Asset Retirement Unit	Book Cost	Allocated Reserve	Net Book Value
JCP&L Jersey Central Pwr & Lht	JCPL TRANS SUBS	LARRABEE SUB	35300 - Station Equipment	Controls and Instrumentation	\$98.04	\$43.53	\$54.51
JCP&L Jersey Central Pwr & Lht	JCPL TRANS SUBS	LARRABEE SUB	35300 - Station Equipment	Battery System	\$100.00	\$65.70	\$34.30
JCP&L Jersey Central Pwr & Lht	JCPL TRANS SUBS	LARRABEE SUB	35300 - Station Equipment	Misc Tools & Equipment	\$102.05	\$55.16	\$46.89
JCP&L Jersey Central Pwr & Lht	JCPL TRANS SUBS	LARRABEE SUB	35300 - Station Equipment	Minor Station Equipment	\$102.06	\$85.34	\$16.72
JCP&L Jersey Central Pwr & Lht	JCPL TRANS SUBS	LARRABEE SUB	35300 - Station Equipment	Misc Tools & Equipment	\$112.69	\$66.06	\$46.63
JCP&L Jersey Central Pwr & Lht	JCPL TRANS SUBS	LARRABEE SUB	35300 - Station Equipment	Capacitor Bank	\$114.35	\$59.27	\$55.08
JCP&L Jersey Central Pwr & Lht	JCPL TRANS SUBS	LARRABEE SUB	35300 - Station Equipment	Misc Tools & Equipment	\$124.89	\$66.12	\$58.77
JCP&L Jersey Central Pwr & Lht	JCPL TRANS SUBS	LARRABEE SUB	35300 - Station Equipment	Conduit/Duct System	\$134.83	\$62.65	\$72.18
JCP&L Jersey Central Pwr & Lht	JCPL TRANS SUBS	LARRABEE SUB	35300 - Station Equipment	Foundation - Equipment	\$139.14	\$79.95	\$59.19
JCP&L Jersey Central Pwr & Lht	JCPL TRANS SUBS	LARRABEE SUB	35300 - Station Equipment	Minor Station Equipment	\$141.23	\$82.78	\$58.45
JCP&L Jersey Central Pwr & Lht	JCPL TRANS SUBS	LARRABEE SUB	35300 - Station Equipment	Minor Station Equipment	\$142.80	\$90.42	\$52.38
JCP&L Jersey Central Pwr & Lht	JCPL TRANS SUBS	LARRABEE SUB	35300 - Station Equipment	Office Furniture	\$167.50	\$116.11	\$51.39
JCP&L Jersey Central Pwr & Lht	JCPL TRANS SUBS	LARRABEE SUB	35300 - Station Equipment	Grounding System, Station	\$171.69	\$98.66	\$73.03
JCP&L Jersey Central Pwr & Lht	JCPL TRANS SUBS	LARRABEE SUB	35300 - Station Equipment	Controls and Instrumentation	\$175.44	\$87.12	\$88.32
JCP&L Jersey Central Pwr & Lht	JCPL TRANS SUBS	LARRABEE SUB	35300 - Station Equipment	Minor Station Equipment	\$176.76	\$87.78	\$88.98
JCP&L Jersey Central Pwr & Lht	JCPL TRANS SUBS	LARRABEE SUB	35300 - Station Equipment	Office Furniture	\$206.25	\$104.65	\$101.60
JCP&L Jersey Central Pwr & Lht	JCPL TRANS SUBS	LARRABEE SUB	35300 - Station Equipment	Non-Unitized	\$212.80	\$15.04	\$197.76
JCP&L Jersey Central Pwr & Lht	JCPL TRANS SUBS	LARRABEE SUB	35300 - Station Equipment	Minor Station Equipment	\$213.89	\$115.62	\$98.27
JCP&L Jersey Central Pwr & Lht	JCPL TRANS SUBS	LARRABEE SUB	35300 - Station Equipment	Misc Tools & Equipment	\$219.42	\$126.08	\$93.34
JCP&L Jersey Central Pwr & Lht	JCPL TRANS SUBS	LARRABEE SUB	35300 - Station Equipment	Office Furniture	\$220.50	\$191.81	\$28.69
JCP&L Jersey Central Pwr & Lht	JCPL TRANS SUBS	LARRABEE SUB	35300 - Station Equipment	Office Furniture	\$226.12	\$154.02	\$72.10
JCP&L Jersey Central Pwr & Lht	JCPL TRANS SUBS	LARRABEE SUB	35300 - Station Equipment	Minor Station Equipment	\$229.14	\$136.98	\$92.16
JCP&L Jersey Central Pwr & Lht	JCPL TRANS SUBS	LARRABEE SUB	35300 - Station Equipment	Office Furniture	\$238.45	\$171.07	\$67.38
JCP&L Jersey Central Pwr & Lht	JCPL TRANS SUBS	LARRABEE SUB	35300 - Station Equipment	Minor Station Equipment	\$287.71	\$136.72	\$150.99
JCP&L Jersey Central Pwr & Lht	JCPL TRANS SUBS	LARRABEE SUB	35300 - Station Equipment	Switch	\$301.69	\$278.31	\$23.38
JCP&L Jersey Central Pwr & Lht	JCPL TRANS SUBS	LARRABEE SUB	35300 - Station Equipment	Wood Pole	\$331.27	\$217.67	\$113.60
JCP&L Jersey Central Pwr & Lht	JCPL TRANS SUBS	LARRABEE SUB	35300 - Station Equipment	Minor Station Equipment	\$352.92	\$149.51	\$203.41
JCP&L Jersey Central Pwr & Lht	JCPL TRANS SUBS	LARRABEE SUB	35300 - Station Equipment	Conduit/Duct System	\$372.19	\$192.93	\$179.26
JCP&L Jersey Central Pwr & Lht	JCPL TRANS SUBS	LARRABEE SUB	35300 - Station Equipment	HVAC	\$379.83	\$172.55	\$207.28
JCP&L Jersey Central Pwr & Lht	JCPL TRANS SUBS	LARRABEE SUB	35300 - Station Equipment	Minor Station Equipment	\$398.08	\$219.66	\$178.42
JCP&L Jersey Central Pwr & Lht	JCPL TRANS SUBS	LARRABEE SUB	35300 - Station Equipment	Fire Protection System for Equipmnt	\$426.36	\$280.15	\$146.21
JCP&L Jersey Central Pwr & Lht	JCPL TRANS SUBS	LARRABEE SUB	35300 - Station Equipment	Cable, Wiring	\$437.70	\$17.81	\$419.89
JCP&L Jersey Central Pwr & Lht	JCPL TRANS SUBS	LARRABEE SUB	35300 - Station Equipment	Wiring	\$450.62	\$214.14	\$236.48
JCP&L Jersey Central Pwr & Lht	JCPL TRANS SUBS	LARRABEE SUB	35300 - Station Equipment	Minor Station Equipment	\$452.35	\$229.53	\$222.82
JCP&L Jersey Central Pwr & Lht	JCPL TRANS SUBS	LARRABEE SUB	35300 - Station Equipment	Capacitor Bank	\$458.04	\$273.82	\$184.22
JCP&L Jersey Central Pwr & Lht	JCPL TRANS SUBS	LARRABEE SUB	35300 - Station Equipment	Minor Station Equipment	\$481.06	\$249.35	\$231.71
JCP&L Jersey Central Pwr & Lht	JCPL TRANS SUBS	LARRABEE SUB	35300 - Station Equipment	Switch	\$491.10	\$238.60	\$252.50
JCP&L Jersey Central Pwr & Lht	JCPL TRANS SUBS	LARRABEE SUB	35300 - Station Equipment	Capacitor Bank	\$499.49	\$206.58	\$292.91
JCP&L Jersey Central Pwr & Lht	JCPL TRANS SUBS	LARRABEE SUB	35300 - Station Equipment	Microwave System	\$501.44	\$192.53	\$308.91
JCP&L Jersey Central Pwr & Lht	JCPL TRANS SUBS	LARRABEE SUB	35300 - Station Equipment	Conduit/Duct System	\$533.77	\$306.72	\$227.05
JCP&L Jersey Central Pwr & Lht	JCPL TRANS SUBS	LARRABEE SUB	35300 - Station Equipment	Office Furniture	\$586.29	\$236.65	\$349.64
JCP&L Jersey Central Pwr & Lht	JCPL TRANS SUBS	LARRABEE SUB	35300 - Station Equipment	Wiring	\$638.53	\$103.26	\$535.27
JCP&L Jersey Central Pwr & Lht	JCPL TRANS SUBS	LARRABEE SUB	35300 - Station Equipment	Transformer, Power	\$696.80	\$260.75	\$436.05
JCP&L Jersey Central Pwr & Lht	JCPL TRANS SUBS	LARRABEE SUB	35300 - Station Equipment	Conduit/Duct System	\$723.35	\$235.85	\$487.50
JCP&L Jersey Central Pwr & Lht	JCPL TRANS SUBS	LARRABEE SUB	35300 - Station Equipment	Equipment Spill and Leakage System	\$748.82	\$492.04	\$256.78
JCP&L Jersey Central Pwr & Lht	JCPL TRANS SUBS	LARRABEE SUB	35300 - Station Equipment	Grounding System, Station	\$789.39	\$400.54	\$388.85
JCP&L Jersey Central Pwr & Lht	JCPL TRANS SUBS	LARRABEE SUB	35300 - Station Equipment	Structure	\$813.20	\$328.25	\$484.95
JCP&L Jersey Central Pwr & Lht	JCPL TRANS SUBS	LARRABEE SUB	35300 - Station Equipment	Office Furniture	\$842.10	\$664.87	\$177.23
JCP&L Jersey Central Pwr & Lht	JCPL TRANS SUBS	LARRABEE SUB	35300 - Station Equipment	Crossarm	\$847.35	\$71.97	\$775.38
JCP&L Jersey Central Pwr & Lht	JCPL TRANS SUBS	LARRABEE SUB	35300 - Station Equipment	Controls and Instrumentation	\$866.64	\$497.99	\$368.65
JCP&L Jersey Central Pwr & Lht	JCPL TRANS SUBS	LARRABEE SUB	35300 - Station Equipment	Controls and Instrumentation	\$900.12	\$293.49	\$606.63
JCP&L Jersey Central Pwr & Lht	JCPL TRANS SUBS	LARRABEE SUB	35300 - Station Equipment	Controls and Instrumentation	\$901.33	\$581.45	\$319.88
JCP&L Jersey Central Pwr & Lht	JCPL TRANS SUBS	LARRABEE SUB	35300 - Station Equipment	Grounding System, Station	\$952.20	\$462.62	\$489.58
JCP&L Jersey Central Pwr & Lht	JCPL TRANS SUBS	LARRABEE SUB	35300 - Station Equipment	Conduit/Duct System	\$1,037.50	\$388.24	\$649.26
JCP&L Jersey Central Pwr & Lht	JCPL TRANS SUBS	LARRABEE SUB	35300 - Station Equipment	Cooling Fans	\$1,060.48	\$118.85	\$941.63
JCP&L Jersey Central Pwr & Lht	JCPL TRANS SUBS	LARRABEE SUB	35300 - Station Equipment	Foundation - Equipment	\$1,074.98	\$581.08	\$493.90
JCP&L Jersey Central Pwr & Lht	JCPL TRANS SUBS	LARRABEE SUB	35300 - Station Equipment	Grounding System, Station	\$1,114.86	\$602.64	\$512.22
JCP&L Jersey Central Pwr & Lht	JCPL TRANS SUBS	LARRABEE SUB	35300 - Station Equipment	Wiring	\$1,152.32	\$743.37	\$408.95

Company	Major Location	Asset Location	Utility Account	Asset Retirement Unit	Book Cost	Allocated Reserve	Net Book Value
JCP&L Jersey Central Pwr & Lht	JCPL TRANS SUBS	LARRABEE SUB	35300 - Station Equipment	Transformer, Power	\$1,218.03	\$800.35	\$417.68
JCP&L Jersey Central Pwr & Lht	JCPL TRANS SUBS	LARRABEE SUB	35300 - Station Equipment	Switchgear	\$1,239.28	\$562.98	\$676.30
JCP&L Jersey Central Pwr & Lht	JCPL TRANS SUBS	LARRABEE SUB	35300 - Station Equipment	Wiring	\$1,240.25	\$712.69	\$527.56
JCP&L Jersey Central Pwr & Lht	JCPL TRANS SUBS	LARRABEE SUB	35300 - Station Equipment	Fuse Equipment	\$1,347.93	\$805.81	\$542.12
JCP&L Jersey Central Pwr & Lht	JCPL TRANS SUBS	LARRABEE SUB	35300 - Station Equipment	Fuse Equipment	\$1,389.83	\$913.24	\$476.59
JCP&L Jersey Central Pwr & Lht	JCPL TRANS SUBS	LARRABEE SUB	35300 - Station Equipment	Grounding System, Station	\$1,424.01	\$738.13	\$685.88
JCP&L Jersey Central Pwr & Lht	JCPL TRANS SUBS	LARRABEE SUB	35300 - Station Equipment	Foundation - Equipment	\$1,469.52	\$861.40	\$608.12
JCP&L Jersey Central Pwr & Lht	JCPL TRANS SUBS	LARRABEE SUB	35300 - Station Equipment	Office Furniture	\$1,491.82	\$677.71	\$814.11
JCP&L Jersey Central Pwr & Lht	JCPL TRANS SUBS	LARRABEE SUB	35300 - Station Equipment	Structure	\$1,622.13	\$788.10	\$834.03
JCP&L Jersey Central Pwr & Lht	JCPL TRANS SUBS	LARRABEE SUB	35300 - Station Equipment	Office Furniture	\$1,669.93	\$959.59	\$710.34
JCP&L Jersey Central Pwr & Lht	JCPL TRANS SUBS	LARRABEE SUB	35300 - Station Equipment	Controls and Instrumentation	\$1,688.17	\$468.97	\$1,219.20
JCP&L Jersey Central Pwr & Lht	JCPL TRANS SUBS	LARRABEE SUB	35300 - Station Equipment	Fire Protection System for Equipmnt	\$1,753.41	\$760.55	\$992.86
JCP&L Jersey Central Pwr & Lht	JCPL TRANS SUBS	LARRABEE SUB	35300 - Station Equipment	Grounding System, Station	\$1,797.19	\$1,053.47	\$743.72
JCP&L Jersey Central Pwr & Lht	JCPL TRANS SUBS	LARRABEE SUB	35300 - Station Equipment	Minor Station Equipment	\$1,799.33	\$1,013.33	\$786.00
JCP&L Jersey Central Pwr & Lht	JCPL TRANS SUBS	LARRABEE SUB	35300 - Station Equipment	Controls and Instrumentation	\$1,812.01	\$785.97	\$1,026.04
JCP&L Jersey Central Pwr & Lht	JCPL TRANS SUBS	LARRABEE SUB	35300 - Station Equipment	Control Wiring	\$1,831.32	\$155.55	\$1,675.77
JCP&L Jersey Central Pwr & Lht	JCPL TRANS SUBS	LARRABEE SUB	35300 - Station Equipment	Switch	\$1,831.79	\$1,052.60	\$779.19
JCP&L Jersey Central Pwr & Lht	JCPL TRANS SUBS	LARRABEE SUB	35300 - Station Equipment	Arrester, Lightning & Surge Protect	\$1,837.43	\$952.42	\$885.01
JCP&L Jersey Central Pwr & Lht	JCPL TRANS SUBS	LARRABEE SUB	35300 - Station Equipment	Minor Station Equipment	\$1,859.07	\$1,221.57	\$637.50
JCP&L Jersey Central Pwr & Lht	JCPL TRANS SUBS	LARRABEE SUB	35300 - Station Equipment	Office Furniture	\$1,978.62	\$702.14	\$1,276.48
JCP&L Jersey Central Pwr & Lht	JCPL TRANS SUBS	LARRABEE SUB	35300 - Station Equipment	Grounding System, Station	\$2,059.07	\$332.96	\$1,726.11
JCP&L Jersey Central Pwr & Lht	JCPL TRANS SUBS	LARRABEE SUB	35300 - Station Equipment	Fuse Equipment	\$2,139.44	\$1,108.97	\$1,030.47
JCP&L Jersey Central Pwr & Lht	JCPL TRANS SUBS	LARRABEE SUB	35300 - Station Equipment	Battery System	\$2,152.21	\$1,139.39	\$1,012.82
JCP&L Jersey Central Pwr & Lht	JCPL TRANS SUBS	LARRABEE SUB	35300 - Station Equipment	Switchgear	\$2,152.48	\$763.84	\$1,388.64
JCP&L Jersey Central Pwr & Lht	JCPL TRANS SUBS	LARRABEE SUB	35300 - Station Equipment	Conduit/Duct System	\$2,158.82	\$892.89	\$1,265.93
JCP&L Jersey Central Pwr & Lht	JCPL TRANS SUBS	LARRABEE SUB	35300 - Station Equipment	Switchgear	\$2,200.75	\$910.22	\$1,290.53
JCP&L Jersey Central Pwr & Lht	JCPL TRANS SUBS	LARRABEE SUB	35300 - Station Equipment	Battery System	\$2,206.10	\$612.84	\$1,593.26
JCP&L Jersey Central Pwr & Lht	JCPL TRANS SUBS	LARRABEE SUB	35300 - Station Equipment	Wood Pole	\$2,285.46	\$194.12	\$2,091.34
JCP&L Jersey Central Pwr & Lht	JCPL TRANS SUBS	LARRABEE SUB	35300 - Station Equipment	Minor Station Equipment	\$2,353.12	\$949.82	\$1,403.30
JCP&L Jersey Central Pwr & Lht	JCPL TRANS SUBS	LARRABEE SUB	35300 - Station Equipment	Conduit/Duct System	\$2,373.84	\$1,256.72	\$1,117.12
JCP&L Jersey Central Pwr & Lht	JCPL TRANS SUBS	LARRABEE SUB	35300 - Station Equipment	Minor Station Equipment	\$2,392.09	\$1,086.68	\$1,305.41
JCP&L Jersey Central Pwr & Lht	JCPL TRANS SUBS	LARRABEE SUB	35300 - Station Equipment	Structure	\$2,426.10	\$1,231.03	\$1,195.07
JCP&L Jersey Central Pwr & Lht	JCPL TRANS SUBS	LARRABEE SUB	35300 - Station Equipment	CT 34.5KV	\$2,489.48	\$372.95	\$2,116.53
JCP&L Jersey Central Pwr & Lht	JCPL TRANS SUBS	LARRABEE SUB	35300 - Station Equipment	Grounding System, Station	\$2,581.79	\$1,366.81	\$1,214.98
JCP&L Jersey Central Pwr & Lht	JCPL TRANS SUBS	LARRABEE SUB	35300 - Station Equipment	CT 34.5KV	\$2,699.08	\$302.49	\$2,396.59
JCP&L Jersey Central Pwr & Lht	JCPL TRANS SUBS	LARRABEE SUB	35300 - Station Equipment	Foundation - Equipment	\$2,854.12	\$1,875.41	\$978.71
JCP&L Jersey Central Pwr & Lht	JCPL TRANS SUBS	LARRABEE SUB	35300 - Station Equipment	Microwave System	\$2,907.75	\$1,231.81	\$1,675.94
JCP&L Jersey Central Pwr & Lht	JCPL TRANS SUBS	LARRABEE SUB	35300 - Station Equipment	Carrier Equipment System	\$2,934.80	\$1,928.43	\$1,006.37
JCP&L Jersey Central Pwr & Lht	JCPL TRANS SUBS	LARRABEE SUB	35300 - Station Equipment	Bus-Insulators	\$2,971.24	\$252.36	\$2,718.88
JCP&L Jersey Central Pwr & Lht	JCPL TRANS SUBS	LARRABEE SUB	35300 - Station Equipment	Foundation - Equipment	\$2,978.99	\$1,511.56	\$1,467.43
JCP&L Jersey Central Pwr & Lht	JCPL TRANS SUBS	LARRABEE SUB	35300 - Station Equipment	Foundation - Equipment	\$3,070.07	\$1,835.33	\$1,234.74
JCP&L Jersey Central Pwr & Lht	JCPL TRANS SUBS	LARRABEE SUB	35300 - Station Equipment	Grounding System, Station	\$3,075.94	\$303.67	\$2,772.27
JCP&L Jersey Central Pwr & Lht	JCPL TRANS SUBS	LARRABEE SUB	35300 - Station Equipment	Minor Station Equipment	\$3,102.08	\$1,642.24	\$1,459.84
JCP&L Jersey Central Pwr & Lht	JCPL TRANS SUBS	LARRABEE SUB	35300 - Station Equipment	Conduit/Duct System	\$3,141.14	\$1,426.96	\$1,714.18
JCP&L Jersey Central Pwr & Lht	JCPL TRANS SUBS	LARRABEE SUB	35300 - Station Equipment	Wiring	\$3,216.31	\$861.92	\$2,354.39
JCP&L Jersey Central Pwr & Lht	JCPL TRANS SUBS	LARRABEE SUB	35300 - Station Equipment	Controls and Instrumentation	\$3,332.05	\$1,727.16	\$1,604.89
JCP&L Jersey Central Pwr & Lht	JCPL TRANS SUBS	LARRABEE SUB	35300 - Station Equipment	Microwave System	\$3,411.56	\$1,276.65	\$2,134.91
JCP&L Jersey Central Pwr & Lht	JCPL TRANS SUBS	LARRABEE SUB	35300 - Station Equipment	Foundation - Equipment	\$3,529.21	\$1,947.48	\$1,581.73
JCP&L Jersey Central Pwr & Lht	JCPL TRANS SUBS	LARRABEE SUB	35300 - Station Equipment	Wiring	\$3,593.59	\$305.22	\$3,288.37
JCP&L Jersey Central Pwr & Lht	JCPL TRANS SUBS	LARRABEE SUB	35300 - Station Equipment	Foundation - Equipment	\$3,617.08	\$1,914.90	\$1,702.18
JCP&L Jersey Central Pwr & Lht	JCPL TRANS SUBS	LARRABEE SUB	35300 - Station Equipment	Controls and Instrumentation	\$3,688.82	\$1,792.17	\$1,896.65
JCP&L Jersey Central Pwr & Lht	JCPL TRANS SUBS	LARRABEE SUB	35300 - Station Equipment	Wood Pole	\$3,744.58	\$2,066.33	\$1,678.25
JCP&L Jersey Central Pwr & Lht	JCPL TRANS SUBS	LARRABEE SUB	35300 - Station Equipment	Minor Station Equipment	\$3,872.03	\$1,799.32	\$2,072.71
JCP&L Jersey Central Pwr & Lht	JCPL TRANS SUBS	LARRABEE SUB	35300 - Station Equipment	Battery System	\$3,913.50	\$1,943.30	\$1,970.20
JCP&L Jersey Central Pwr & Lht	JCPL TRANS SUBS	LARRABEE SUB	35300 - Station Equipment	Conduit/Duct System	\$3,993.69	\$2,026.43	\$1,967.26
JCP&L Jersey Central Pwr & Lht	JCPL TRANS SUBS	LARRABEE SUB	35300 - Station Equipment	Minor Station Equipment	\$4,075.96	\$1,446.41	\$2,629.55
JCP&L Jersey Central Pwr & Lht	JCPL TRANS SUBS	LARRABEE SUB	35300 - Station Equipment	Structure	\$4,220.14	\$1,745.44	\$2,474.70
JCP&L Jersey Central Pwr & Lht	JCPL TRANS SUBS	LARRABEE SUB	35300 - Station Equipment	Arrester, Lightning & Surge Protect	\$4,235.74	\$2,242.41	\$1,993.33

Company	Major Location	Asset Location	Utility Account	Asset Retirement Unit	Book Cost	Allocated Reserve	Net Book Value
JCP&L Jersey Central Pwr & Lht	JCPL TRANS SUBS	LARRABEE SUB	35300 - Station Equipment	Switch	\$4,304.20	\$1,955.32	\$2,348.88
JCP&L Jersey Central Pwr & Lht	JCPL TRANS SUBS	LARRABEE SUB	35300 - Station Equipment	Controls and Instrumentation	\$4,411.62	\$2,384.72	\$2,026.90
JCP&L Jersey Central Pwr & Lht	JCPL TRANS SUBS	LARRABEE SUB	35300 - Station Equipment	Conduit/Duct System	\$4,517.31	\$2,441.85	\$2,075.46
JCP&L Jersey Central Pwr & Lht	JCPL TRANS SUBS	LARRABEE SUB	35300 - Station Equipment	Wiring	\$4,629.48	\$2,249.18	\$2,380.30
JCP&L Jersey Central Pwr & Lht	JCPL TRANS SUBS	LARRABEE SUB	35300 - Station Equipment	Transformer, Instrument	\$4,686.82	\$2,378.13	\$2,308.69
JCP&L Jersey Central Pwr & Lht	JCPL TRANS SUBS	LARRABEE SUB	35300 - Station Equipment	Microwave System	\$4,691.78	\$1,940.51	\$2,751.27
JCP&L Jersey Central Pwr & Lht	JCPL TRANS SUBS	LARRABEE SUB	35300 - Station Equipment	Conduit/Duct System	\$4,719.56	\$2,292.94	\$2,426.62
JCP&L Jersey Central Pwr & Lht	JCPL TRANS SUBS	LARRABEE SUB	35300 - Station Equipment	Wood Pole	\$4,810.86	\$2,600.53	\$2,210.33
JCP&L Jersey Central Pwr & Lht	JCPL TRANS SUBS	LARRABEE SUB	35300 - Station Equipment	Conduit/Duct System	\$5,252.50	\$3,078.90	\$2,173.60
JCP&L Jersey Central Pwr & Lht	JCPL TRANS SUBS	LARRABEE SUB	35300 - Station Equipment	Wiring	\$5,472.72	\$2,836.77	\$2,635.95
JCP&L Jersey Central Pwr & Lht	JCPL TRANS SUBS	LARRABEE SUB	35300 - Station Equipment	CT 34.5KV	\$5,729.96	\$788.38	\$4,941.58
JCP&L Jersey Central Pwr & Lht	JCPL TRANS SUBS	LARRABEE SUB	35300 - Station Equipment	Carrier Equipment System	\$5,875.48	\$3,242.19	\$2,633.29
JCP&L Jersey Central Pwr & Lht	JCPL TRANS SUBS	LARRABEE SUB	35300 - Station Equipment	Minor Station Equipment	\$5,921.41	\$3,962.00	\$1,959.41
JCP&L Jersey Central Pwr & Lht	JCPL TRANS SUBS	LARRABEE SUB	35300 - Station Equipment	Transformer, Power	\$5,939.52	\$2,397.45	\$3,542.07
JCP&L Jersey Central Pwr & Lht	JCPL TRANS SUBS	LARRABEE SUB	35300 - Station Equipment	Grounding System, Station	\$6,057.15	\$3,342.44	\$2,714.71
JCP&L Jersey Central Pwr & Lht	JCPL TRANS SUBS	LARRABEE SUB	35300 - Station Equipment	Conduit/Duct System	\$6,102.92	\$839.70	\$5,263.22
JCP&L Jersey Central Pwr & Lht	JCPL TRANS SUBS	LARRABEE SUB	35300 - Station Equipment	Minor Station Equipment	\$6,227.61	\$2,452.24	\$3,775.37
JCP&L Jersey Central Pwr & Lht	JCPL TRANS SUBS	LARRABEE SUB	35300 - Station Equipment	Switch	\$6,394.54	\$716.65	\$5,677.89
JCP&L Jersey Central Pwr & Lht	JCPL TRANS SUBS	LARRABEE SUB	35300 - Station Equipment	Structure	\$6,641.46	\$3,590.07	\$3,051.39
JCP&L Jersey Central Pwr & Lht	JCPL TRANS SUBS	LARRABEE SUB	35300 - Station Equipment	Conduit/Duct System	\$6,665.75	\$2,237.30	\$4,428.45
JCP&L Jersey Central Pwr & Lht	JCPL TRANS SUBS	LARRABEE SUB	35300 - Station Equipment	Ground	\$6,686.62	\$920.01	\$5,766.61
JCP&L Jersey Central Pwr & Lht	JCPL TRANS SUBS	LARRABEE SUB	35300 - Station Equipment	Microwave System	\$6,695.84	\$2,702.73	\$3,993.11
JCP&L Jersey Central Pwr & Lht	JCPL TRANS SUBS	LARRABEE SUB	35300 - Station Equipment	Cooling Fans	\$6,767.55	\$1,013.86	\$5,753.69
JCP&L Jersey Central Pwr & Lht	JCPL TRANS SUBS	LARRABEE SUB	35300 - Station Equipment	Relays	\$6,808.59	\$1,020.01	\$5,788.58
JCP&L Jersey Central Pwr & Lht	JCPL TRANS SUBS	LARRABEE SUB	35300 - Station Equipment	Relays	\$6,810.27	\$481.43	\$6,328.84
JCP&L Jersey Central Pwr & Lht	JCPL TRANS SUBS	LARRABEE SUB	35300 - Station Equipment	Arrester, Lightning & Surge Protect	\$6,838.43	\$2,625.67	\$4,212.76
JCP&L Jersey Central Pwr & Lht	JCPL TRANS SUBS	LARRABEE SUB	35300 - Station Equipment	Steel Pole Fully Dressed	\$6,913.19	\$1,035.68	\$5,877.51
JCP&L Jersey Central Pwr & Lht	JCPL TRANS SUBS	LARRABEE SUB	35300 - Station Equipment	Transformer, Instrument	\$7,184.61	\$4,211.47	\$2,973.14
JCP&L Jersey Central Pwr & Lht	JCPL TRANS SUBS	LARRABEE SUB	35300 - Station Equipment	Carrier Equipment System	\$7,247.85	\$3,070.41	\$4,177.44
JCP&L Jersey Central Pwr & Lht	JCPL TRANS SUBS	LARRABEE SUB	35300 - Station Equipment	Controls and Instrumentation	\$7,324.02	\$4,041.51	\$3,282.51
JCP&L Jersey Central Pwr & Lht	JCPL TRANS SUBS	LARRABEE SUB	35300 - Station Equipment	Foundation	\$7,348.63	\$1,011.10	\$6,337.53
JCP&L Jersey Central Pwr & Lht	JCPL TRANS SUBS	LARRABEE SUB	35300 - Station Equipment	Grounding System, Station	\$7,349.66	\$3,039.80	\$4,309.86
JCP&L Jersey Central Pwr & Lht	JCPL TRANS SUBS	LARRABEE SUB	35300 - Station Equipment	Carrier Equipment System	\$7,461.35	\$2,792.14	\$4,669.21
JCP&L Jersey Central Pwr & Lht	JCPL TRANS SUBS	LARRABEE SUB	35300 - Station Equipment	Wiring	\$7,481.01	\$3,094.13	\$4,386.88
JCP&L Jersey Central Pwr & Lht	JCPL TRANS SUBS	LARRABEE SUB	35300 - Station Equipment	Switch	\$7,587.78	\$4,894.90	\$2,692.88
JCP&L Jersey Central Pwr & Lht	JCPL TRANS SUBS	LARRABEE SUB	35300 - Station Equipment	Controls and Instrumentation	\$7,711.33	\$4,520.22	\$3,191.11
JCP&L Jersey Central Pwr & Lht	JCPL TRANS SUBS	LARRABEE SUB	35300 - Station Equipment	Transrupter	\$7,745.70	\$1,252.54	\$6,493.16
JCP&L Jersey Central Pwr & Lht	JCPL TRANS SUBS	LARRABEE SUB	35300 - Station Equipment	Transformer, Power	\$7,762.84	\$1,603.40	\$6,159.44
JCP&L Jersey Central Pwr & Lht	JCPL TRANS SUBS	LARRABEE SUB	35300 - Station Equipment	Foundation - Equipment	\$7,873.23	\$3,256.35	\$4,616.88
JCP&L Jersey Central Pwr & Lht	JCPL TRANS SUBS	LARRABEE SUB	35300 - Station Equipment	Transformer, Instrument	\$7,875.58	\$3,257.32	\$4,618.26
JCP&L Jersey Central Pwr & Lht	JCPL TRANS SUBS	LARRABEE SUB	35300 - Station Equipment	Control Wiring	\$7,901.01	\$885.48	\$7,015.53
JCP&L Jersey Central Pwr & Lht	JCPL TRANS SUBS	LARRABEE SUB	35300 - Station Equipment	Controls and Instrumentation	\$7,909.99	\$4,728.69	\$3,181.30
JCP&L Jersey Central Pwr & Lht	JCPL TRANS SUBS	LARRABEE SUB	35300 - Station Equipment	Microwave System	\$7,959.90	\$2,671.68	\$5,288.22
JCP&L Jersey Central Pwr & Lht	JCPL TRANS SUBS	LARRABEE SUB	35300 - Station Equipment	Carrier Equipment System	\$8,043.10	\$3,570.90	\$4,472.20
JCP&L Jersey Central Pwr & Lht	JCPL TRANS SUBS	LARRABEE SUB	35300 - Station Equipment	Wiring	\$8,054.59	\$5,292.58	\$2,762.01
JCP&L Jersey Central Pwr & Lht	JCPL TRANS SUBS	LARRABEE SUB	35300 - Station Equipment	Cooling Fans	\$8,109.40	\$1,013.85	\$7,095.55
JCP&L Jersey Central Pwr & Lht	JCPL TRANS SUBS	LARRABEE SUB	35300 - Station Equipment	Sump	\$8,586.93	\$1,181.47	\$7,405.46
JCP&L Jersey Central Pwr & Lht	JCPL TRANS SUBS	LARRABEE SUB	35300 - Station Equipment	Control Wiring	\$8,779.90	\$74.11	\$8,705.79
JCP&L Jersey Central Pwr & Lht	JCPL TRANS SUBS	LARRABEE SUB	35300 - Station Equipment	Transformer, Instrument	\$8,821.89	\$5,796.76	\$3,025.13
JCP&L Jersey Central Pwr & Lht	JCPL TRANS SUBS	LARRABEE SUB	35300 - Station Equipment	Conduit	\$8,945.30	\$759.78	\$8,185.52
JCP&L Jersey Central Pwr & Lht	JCPL TRANS SUBS	LARRABEE SUB	35300 - Station Equipment	Control Wiring	\$9,012.01	\$1,126.69	\$7,885.32
JCP&L Jersey Central Pwr & Lht	JCPL TRANS SUBS	LARRABEE SUB	35300 - Station Equipment	Bus-Insulators	\$9,078.93	\$1,249.17	\$7,829.76
JCP&L Jersey Central Pwr & Lht	JCPL TRANS SUBS	LARRABEE SUB	35300 - Station Equipment	Transformer, Instrument	\$9,282.06	\$3,654.99	\$5,627.07
JCP&L Jersey Central Pwr & Lht	JCPL TRANS SUBS	LARRABEE SUB	35300 - Station Equipment	Conduit	\$9,353.22	\$1,286.91	\$8,066.31
JCP&L Jersey Central Pwr & Lht	JCPL TRANS SUBS	LARRABEE SUB	35300 - Station Equipment	Controls and Instrumentation	\$9,688.20	\$4,915.87	\$4,772.33
JCP&L Jersey Central Pwr & Lht	JCPL TRANS SUBS	LARRABEE SUB	35300 - Station Equipment	Microwave System	\$9,810.31	\$4,558.82	\$5,251.49
JCP&L Jersey Central Pwr & Lht	JCPL TRANS SUBS	LARRABEE SUB	35300 - Station Equipment	Switch	\$9,844.13	\$5,321.28	\$4,522.85
JCP&L Jersey Central Pwr & Lht	JCPL TRANS SUBS	LARRABEE SUB	35300 - Station Equipment	Circuit Breaker	\$10,696.09	\$6,146.30	\$4,549.79

Company	Major Location	Asset Location	Utility Account	Asset Retirement Unit	Book Cost	Allocated Reserve	Net Book Value
JCP&L Jersey Central Pwr & Lht	JCPL TRANS SUBS	LARRABEE SUB	35300 - Station Equipment	Wiring	\$10,878.27	\$5,519.72	\$5,358.55
JCP&L Jersey Central Pwr & Lht	JCPL TRANS SUBS	LARRABEE SUB	35300 - Station Equipment	Control Wiring	\$10,932.21	\$1,079.27	\$9,852.94
JCP&L Jersey Central Pwr & Lht	JCPL TRANS SUBS	LARRABEE SUB	35300 - Station Equipment	Carrier Equipment System	\$11,058.15	\$2,743.15	\$8,315.00
JCP&L Jersey Central Pwr & Lht	JCPL TRANS SUBS	LARRABEE SUB	35300 - Station Equipment	Bus	\$11,280.76	\$958.15	\$10,322.61
JCP&L Jersey Central Pwr & Lht	JCPL TRANS SUBS	LARRABEE SUB	35300 - Station Equipment	Switch	\$11,420.83	\$5,919.94	\$5,500.89
JCP&L Jersey Central Pwr & Lht	JCPL TRANS SUBS	LARRABEE SUB	35300 - Station Equipment	Carrier Equipment System	\$11,485.52	\$6,866.19	\$4,619.33
JCP&L Jersey Central Pwr & Lht	JCPL TRANS SUBS	LARRABEE SUB	35300 - Station Equipment	Transformer, Power	\$11,540.92	\$6,899.30	\$4,641.62
JCP&L Jersey Central Pwr & Lht	JCPL TRANS SUBS	LARRABEE SUB	35300 - Station Equipment	Cable, Wiring	\$11,580.26	\$1,593.33	\$9,986.93
JCP&L Jersey Central Pwr & Lht	JCPL TRANS SUBS	LARRABEE SUB	35300 - Station Equipment	Switch	\$11,672.26	\$5,922.60	\$5,749.66
JCP&L Jersey Central Pwr & Lht	JCPL TRANS SUBS	LARRABEE SUB	35300 - Station Equipment	Reactor	\$11,884.37	\$3,067.08	\$8,817.29
JCP&L Jersey Central Pwr & Lht	JCPL TRANS SUBS	LARRABEE SUB	35300 - Station Equipment	Conduit/Duct System	\$12,060.83	\$7,210.12	\$4,850.71
JCP&L Jersey Central Pwr & Lht	JCPL TRANS SUBS	LARRABEE SUB	35300 - Station Equipment	Cooling Fans	\$12,121.74	\$1,667.83	\$10,453.91
JCP&L Jersey Central Pwr & Lht	JCPL TRANS SUBS	LARRABEE SUB	35300 - Station Equipment	Fuse Equipment	\$12,264.46	\$5,072.55	\$7,191.91
JCP&L Jersey Central Pwr & Lht	JCPL TRANS SUBS	LARRABEE SUB	35300 - Station Equipment	Grounding System, Station	\$12,336.80	\$7,375.10	\$4,961.70
JCP&L Jersey Central Pwr & Lht	JCPL TRANS SUBS	LARRABEE SUB	35300 - Station Equipment	CT 34.5KV	\$12,672.65	\$1,584.35	\$11,088.30
JCP&L Jersey Central Pwr & Lht	JCPL TRANS SUBS	LARRABEE SUB	35300 - Station Equipment	Structure	\$12,863.86	\$8,452.69	\$4,411.17
JCP&L Jersey Central Pwr & Lht	JCPL TRANS SUBS	LARRABEE SUB	35300 - Station Equipment	Controls and Instrumentation	\$12,894.55	\$5,333.16	\$7,561.39
JCP&L Jersey Central Pwr & Lht	JCPL TRANS SUBS	LARRABEE SUB	35300 - Station Equipment	Grounding System, Station	\$12,982.47	\$1,102.69	\$11,879.78
JCP&L Jersey Central Pwr & Lht	JCPL TRANS SUBS	LARRABEE SUB	35300 - Station Equipment	Foundation - Equipment	\$12,984.52	\$917.90	\$12,066.62
JCP&L Jersey Central Pwr & Lht	JCPL TRANS SUBS	LARRABEE SUB	35300 - Station Equipment	Switchgear	\$13,559.28	\$7,948.16	\$5,611.12
JCP&L Jersey Central Pwr & Lht	JCPL TRANS SUBS	LARRABEE SUB	35300 - Station Equipment	Carrier Equipment System	\$13,797.53	\$7,000.98	\$6,796.55
JCP&L Jersey Central Pwr & Lht	JCPL TRANS SUBS	LARRABEE SUB	35300 - Station Equipment	Arrester, Lightning & Surge Protect	\$13,850.46	\$1,905.68	\$11,944.78
JCP&L Jersey Central Pwr & Lht	JCPL TRANS SUBS	LARRABEE SUB	35300 - Station Equipment	Foundation - Equipment	\$13,883.92	\$5,467.06	\$8,416.86
JCP&L Jersey Central Pwr & Lht	JCPL TRANS SUBS	LARRABEE SUB	35300 - Station Equipment	Foundation	\$14,049.87	\$1,756.53	\$12,293.34
JCP&L Jersey Central Pwr & Lht	JCPL TRANS SUBS	LARRABEE SUB	35300 - Station Equipment	Foundation	\$14,237.22	\$2,302.27	\$11,934.95
JCP&L Jersey Central Pwr & Lht	JCPL TRANS SUBS	LARRABEE SUB	35300 - Station Equipment	Controls and Instrumentation	\$14,363.24	\$1,976.24	\$12,387.00
JCP&L Jersey Central Pwr & Lht	JCPL TRANS SUBS	LARRABEE SUB	35300 - Station Equipment	Conduit/Duct System	\$14,837.36	\$9,749.46	\$5,087.90
JCP&L Jersey Central Pwr & Lht	JCPL TRANS SUBS	LARRABEE SUB	35300 - Station Equipment	Controls and Instrumentation	\$15,032.86	\$9,877.92	\$5,154.94
JCP&L Jersey Central Pwr & Lht	JCPL TRANS SUBS	LARRABEE SUB	35300 - Station Equipment	Arrester, Lightning & Surge Protect	\$15,580.00	\$7,905.42	\$7,674.58
JCP&L Jersey Central Pwr & Lht	JCPL TRANS SUBS	LARRABEE SUB	35300 - Station Equipment	Bushings	\$15,825.30	\$2,177.40	\$13,647.90
JCP&L Jersey Central Pwr & Lht	JCPL TRANS SUBS	LARRABEE SUB	35300 - Station Equipment	Controls and Instrumentation	\$15,864.36	\$3,935.40	\$11,928.96
JCP&L Jersey Central Pwr & Lht	JCPL TRANS SUBS	LARRABEE SUB	35300 - Station Equipment	Switchgear	\$15,883.87	\$8,059.60	\$7,824.27
JCP&L Jersey Central Pwr & Lht	JCPL TRANS SUBS	LARRABEE SUB	35300 - Station Equipment	Switch	\$16,525.87	\$6,835.06	\$9,690.81
JCP&L Jersey Central Pwr & Lht	JCPL TRANS SUBS	LARRABEE SUB	35300 - Station Equipment	Switchgear	\$17,147.97	\$9,462.53	\$7,685.44
JCP&L Jersey Central Pwr & Lht	JCPL TRANS SUBS	LARRABEE SUB	35300 - Station Equipment	Switch	\$17,210.56	\$700.20	\$16,510.36
JCP&L Jersey Central Pwr & Lht	JCPL TRANS SUBS	LARRABEE SUB	35300 - Station Equipment	Transformer, Current : Each	\$17,857.03	\$2,232.50	\$15,624.53
JCP&L Jersey Central Pwr & Lht	JCPL TRANS SUBS	LARRABEE SUB	35300 - Station Equipment	Arrester, Lightning & Surge Protect	\$18,140.68	\$7,502.95	\$10,637.73
JCP&L Jersey Central Pwr & Lht	JCPL TRANS SUBS	LARRABEE SUB	35300 - Station Equipment	Battery System	\$18,592.26	\$1,579.16	\$17,013.10
JCP&L Jersey Central Pwr & Lht	JCPL TRANS SUBS	LARRABEE SUB	35300 - Station Equipment	Switch	\$18,929.13	\$6,353.40	\$12,575.73
JCP&L Jersey Central Pwr & Lht	JCPL TRANS SUBS	LARRABEE SUB	35300 - Station Equipment	Switch	\$19,360.02	\$6,312.35	\$13,047.67
JCP&L Jersey Central Pwr & Lht	JCPL TRANS SUBS	LARRABEE SUB	35300 - Station Equipment	Microwave System	\$20,182.81	\$5,998.63	\$14,184.18
JCP&L Jersey Central Pwr & Lht	JCPL TRANS SUBS	LARRABEE SUB	35300 - Station Equipment	Grounding System, Station	\$20,398.99	\$2,550.31	\$17,848.68
JCP&L Jersey Central Pwr & Lht	JCPL TRANS SUBS	LARRABEE SUB	35300 - Station Equipment	Interrupter Assembly	\$20,671.91	\$513.87	\$20,158.04
JCP&L Jersey Central Pwr & Lht	JCPL TRANS SUBS	LARRABEE SUB	35300 - Station Equipment	Grounding System, Station	\$20,716.94	\$8,157.69	\$12,559.25
JCP&L Jersey Central Pwr & Lht	JCPL TRANS SUBS	LARRABEE SUB	35300 - Station Equipment	Capacitor Bank	\$20,798.09	\$3,115.80	\$17,682.29
JCP&L Jersey Central Pwr & Lht	JCPL TRANS SUBS	LARRABEE SUB	35300 - Station Equipment	Carrier Equipment System	\$21,172.79	\$6,903.40	\$14,269.39
JCP&L Jersey Central Pwr & Lht	JCPL TRANS SUBS	LARRABEE SUB	35300 - Station Equipment	Structural Steel Support	\$21,282.85	\$1,504.52	\$19,778.33
JCP&L Jersey Central Pwr & Lht	JCPL TRANS SUBS	LARRABEE SUB	35300 - Station Equipment	Switch	\$21,646.56	\$12,940.59	\$8,705.97
JCP&L Jersey Central Pwr & Lht	JCPL TRANS SUBS	LARRABEE SUB	35300 - Station Equipment	Switchgear	\$21,864.22	\$11,818.79	\$10,045.43
JCP&L Jersey Central Pwr & Lht	JCPL TRANS SUBS	LARRABEE SUB	35300 - Station Equipment	Conduit/Duct System	\$21,979.91	\$12,128.89	\$9,851.02
JCP&L Jersey Central Pwr & Lht	JCPL TRANS SUBS	LARRABEE SUB	35300 - Station Equipment	Circuit Breaker	\$23,287.38	\$13,921.49	\$9,365.89
JCP&L Jersey Central Pwr & Lht	JCPL TRANS SUBS	LARRABEE SUB	35300 - Station Equipment	Fuse Equipment	\$23,430.68	\$3,223.81	\$20,206.87
JCP&L Jersey Central Pwr & Lht	JCPL TRANS SUBS	LARRABEE SUB	35300 - Station Equipment	Wiring	\$23,585.81	\$12,749.41	\$10,836.40
JCP&L Jersey Central Pwr & Lht	JCPL TRANS SUBS	LARRABEE SUB	35300 - Station Equipment	Bushings	\$23,784.23	\$1,330.71	\$22,453.52
JCP&L Jersey Central Pwr & Lht	JCPL TRANS SUBS	LARRABEE SUB	35300 - Station Equipment	Switch	\$24,089.74	\$15,829.09	\$8,260.65
JCP&L Jersey Central Pwr & Lht	JCPL TRANS SUBS	LARRABEE SUB	35300 - Station Equipment	Fuse Equipment	\$24,181.50	\$6,240.67	\$17,940.83
JCP&L Jersey Central Pwr & Lht	JCPL TRANS SUBS	LARRABEE SUB	35300 - Station Equipment	Grounding System, Station	\$24,211.01	\$15,908.78	\$8,302.23
JCP&L Jersey Central Pwr & Lht	JCPL TRANS SUBS	LARRABEE SUB	35300 - Station Equipment	Capacitor Bank	\$24,296.27	\$2,063.64	\$22,232.63

Company	Major Location	Asset Location	Utility Account	Asset Retirement Unit	Book Cost	Allocated Reserve	Net Book Value
JCP&L Jersey Central Pwr & Lht	JCPL TRANS SUBS	LARRABEE SUB	35300 - Station Equipment	Transformer, Instrument	\$25,014.65	\$13,803.51	\$11,211.14
JCP&L Jersey Central Pwr & Lht	JCPL TRANS SUBS	LARRABEE SUB	35300 - Station Equipment	Grounding System, Station	\$25,259.44	\$3,475.43	\$21,784.01
JCP&L Jersey Central Pwr & Lht	JCPL TRANS SUBS	LARRABEE SUB	35300 - Station Equipment	Switchgear	\$25,397.15	\$15,182.74	\$10,214.41
JCP&L Jersey Central Pwr & Lht	JCPL TRANS SUBS	LARRABEE SUB	35300 - Station Equipment	Wiring	\$26,083.81	\$3,588.86	\$22,494.95
JCP&L Jersey Central Pwr & Lht	JCPL TRANS SUBS	LARRABEE SUB	35300 - Station Equipment	Conduit/Duct System	\$26,720.68	\$10,521.78	\$16,198.90
JCP&L Jersey Central Pwr & Lht	JCPL TRANS SUBS	LARRABEE SUB	35300 - Station Equipment	Transformer, Instrument	\$27,984.56	\$14,815.09	\$13,169.47
JCP&L Jersey Central Pwr & Lht	JCPL TRANS SUBS	LARRABEE SUB	35300 - Station Equipment	Switchgear	\$28,180.24	\$14,918.69	\$13,261.55
JCP&L Jersey Central Pwr & Lht	JCPL TRANS SUBS	LARRABEE SUB	35300 - Station Equipment	Structure	\$29,098.46	\$6,319.70	\$22,778.76
JCP&L Jersey Central Pwr & Lht	JCPL TRANS SUBS	LARRABEE SUB	35300 - Station Equipment	Carrier Equipment System	\$29,274.51	\$15,497.99	\$13,776.52
JCP&L Jersey Central Pwr & Lht	JCPL TRANS SUBS	LARRABEE SUB	35300 - Station Equipment	Switchgear	\$29,365.58	\$11,275.14	\$18,090.44
JCP&L Jersey Central Pwr & Lht	JCPL TRANS SUBS	LARRABEE SUB	35300 - Station Equipment	Switchgear	\$29,961.73	\$12,996.03	\$16,965.70
JCP&L Jersey Central Pwr & Lht	JCPL TRANS SUBS	LARRABEE SUB	35300 - Station Equipment	Line Wave Trap	\$30,007.38	\$2,121.27	\$27,886.11
JCP&L Jersey Central Pwr & Lht	JCPL TRANS SUBS	LARRABEE SUB	35300 - Station Equipment	Testing Equipment	\$30,372.17	\$4,178.89	\$26,193.28
JCP&L Jersey Central Pwr & Lht	JCPL TRANS SUBS	LARRABEE SUB	35300 - Station Equipment	Carrier Equipment System	\$30,582.63	\$3,019.24	\$27,563.39
JCP&L Jersey Central Pwr & Lht	JCPL TRANS SUBS	LARRABEE SUB	35300 - Station Equipment	Structure	\$30,663.36	\$8,217.28	\$22,446.08
JCP&L Jersey Central Pwr & Lht	JCPL TRANS SUBS	LARRABEE SUB	35300 - Station Equipment	Microwave System	\$30,664.06	\$10,586.45	\$20,077.61
JCP&L Jersey Central Pwr & Lht	JCPL TRANS SUBS	LARRABEE SUB	35300 - Station Equipment	Carrier Equipment System	\$30,900.71	\$18,113.34	\$12,787.37
JCP&L Jersey Central Pwr & Lht	JCPL TRANS SUBS	LARRABEE SUB	35300 - Station Equipment	Wiring	\$31,338.20	\$6,806.13	\$24,532.07
JCP&L Jersey Central Pwr & Lht	JCPL TRANS SUBS	LARRABEE SUB	35300 - Station Equipment	Fuse Equipment	\$32,258.58	\$4,033.01	\$28,225.57
JCP&L Jersey Central Pwr & Lht	JCPL TRANS SUBS	LARRABEE SUB	35300 - Station Equipment	Battery System	\$32,352.19	\$14,697.02	\$17,655.17
JCP&L Jersey Central Pwr & Lht	JCPL TRANS SUBS	LARRABEE SUB	35300 - Station Equipment	Structural Steel Support	\$32,614.80	\$4,487.45	\$28,127.35
JCP&L Jersey Central Pwr & Lht	JCPL TRANS SUBS	LARRABEE SUB	35300 - Station Equipment	Structural Steel Support	\$32,856.11	\$2,790.68	\$30,065.43
JCP&L Jersey Central Pwr & Lht	JCPL TRANS SUBS	LARRABEE SUB	35300 - Station Equipment	Structure	\$34,039.61	\$20,349.30	\$13,690.31
JCP&L Jersey Central Pwr & Lht	JCPL TRANS SUBS	LARRABEE SUB	35300 - Station Equipment	Conduit	\$34,954.54	\$4,370.07	\$30,584.47
JCP&L Jersey Central Pwr & Lht	JCPL TRANS SUBS	LARRABEE SUB	35300 - Station Equipment	Grounding System, Station	\$34,974.64	\$11,738.95	\$23,235.69
JCP&L Jersey Central Pwr & Lht	JCPL TRANS SUBS	LARRABEE SUB	35300 - Station Equipment	Transformer, Instrument	\$35,426.03	\$11,890.45	\$23,535.58
JCP&L Jersey Central Pwr & Lht	JCPL TRANS SUBS	LARRABEE SUB	35300 - Station Equipment	Structure	\$35,450.24	\$20,780.17	\$14,670.07
JCP&L Jersey Central Pwr & Lht	JCPL TRANS SUBS	LARRABEE SUB	35300 - Station Equipment	Switch	\$35,470.92	\$4,880.43	\$30,590.49
JCP&L Jersey Central Pwr & Lht	JCPL TRANS SUBS	LARRABEE SUB	35300 - Station Equipment	Circuit Breaker	\$36,849.05	\$19,918.90	\$16,930.15
JCP&L Jersey Central Pwr & Lht	JCPL TRANS SUBS	LARRABEE SUB	35300 - Station Equipment	Carrier Equipment System	\$36,860.31	\$10,955.43	\$25,904.88
JCP&L Jersey Central Pwr & Lht	JCPL TRANS SUBS	LARRABEE SUB	35300 - Station Equipment	Structural Steel Support	\$37,043.02	\$5,990.14	\$31,052.88
JCP&L Jersey Central Pwr & Lht	JCPL TRANS SUBS	LARRABEE SUB	35300 - Station Equipment	Under-load Tap Changer (LTC)	\$934.76	\$934.76	\$36,669.46
JCP&L Jersey Central Pwr & Lht	JCPL TRANS SUBS	LARRABEE SUB	35300 - Station Equipment	Wiring	\$38,461.97	\$20,361.87	\$18,100.10
JCP&L Jersey Central Pwr & Lht	JCPL TRANS SUBS	LARRABEE SUB	35300 - Station Equipment	Conduit/Duct System	\$38,727.58	\$9,994.67	\$28,732.91
JCP&L Jersey Central Pwr & Lht	JCPL TRANS SUBS	LARRABEE SUB	35300 - Station Equipment	Arrester, Lightning & Surge Protect	\$40,076.40	\$5,010.40	\$35,066.00
JCP&L Jersey Central Pwr & Lht	JCPL TRANS SUBS	LARRABEE SUB	35300 - Station Equipment	Arrester, Lightning & Surge Protect	\$40,466.38	\$4,535.15	\$35,931.23
JCP&L Jersey Central Pwr & Lht	JCPL TRANS SUBS	LARRABEE SUB	35300 - Station Equipment	Controls and Instrumentation	\$40,945.08	\$14,135.86	\$26,809.22
JCP&L Jersey Central Pwr & Lht	JCPL TRANS SUBS	LARRABEE SUB	35300 - Station Equipment	Relays	\$41,400.85	\$4,639.87	\$36,760.98
JCP&L Jersey Central Pwr & Lht	JCPL TRANS SUBS	LARRABEE SUB	35300 - Station Equipment	Arrester, Lightning & Surge Protect	\$44,561.71	\$17,547.03	\$27,014.68
JCP&L Jersey Central Pwr & Lht	JCPL TRANS SUBS	LARRABEE SUB	35300 - Station Equipment	Cabinets/Panels/Consoles	\$45,043.87	\$5,048.16	\$39,995.71
JCP&L Jersey Central Pwr & Lht	JCPL TRANS SUBS	LARRABEE SUB	35300 - Station Equipment	Switch	\$45,101.24	\$23,876.71	\$21,224.53
JCP&L Jersey Central Pwr & Lht	JCPL TRANS SUBS	LARRABEE SUB	35300 - Station Equipment	Controls and Instrumentation	\$46,989.56	\$21,346.52	\$25,643.04
JCP&L Jersey Central Pwr & Lht	JCPL TRANS SUBS	LARRABEE SUB	35300 - Station Equipment	Circuit Breaker	\$47,226.17	\$27,682.98	\$19,543.19
JCP&L Jersey Central Pwr & Lht	JCPL TRANS SUBS	LARRABEE SUB	35300 - Station Equipment	Structure	\$47,738.59	\$25,272.93	\$22,465.66
JCP&L Jersey Central Pwr & Lht	JCPL TRANS SUBS	LARRABEE SUB	35300 - Station Equipment	Switchgear	\$47,929.24	\$13,314.51	\$34,614.73
JCP&L Jersey Central Pwr & Lht	JCPL TRANS SUBS	LARRABEE SUB	35300 - Station Equipment	Transformer, Power	\$48,803.43	\$23,710.62	\$25,092.81
JCP&L Jersey Central Pwr & Lht	JCPL TRANS SUBS	LARRABEE SUB	35300 - Station Equipment	Carrier Equipment System	\$49,544.92	\$13,763.35	\$35,781.57
JCP&L Jersey Central Pwr & Lht	JCPL TRANS SUBS	LARRABEE SUB	35300 - Station Equipment	Structure	\$49,904.59	\$27,538.19	\$22,366.40
JCP&L Jersey Central Pwr & Lht	JCPL TRANS SUBS	LARRABEE SUB	35300 - Station Equipment	Wiring	\$50,421.97	\$29,556.28	\$20,865.69
JCP&L Jersey Central Pwr & Lht	JCPL TRANS SUBS	LARRABEE SUB	35300 - Station Equipment	Arrester, Lightning & Surge Protect	\$51,968.88	\$13,411.94	\$38,556.94
JCP&L Jersey Central Pwr & Lht	JCPL TRANS SUBS	LARRABEE SUB	35300 - Station Equipment	Transformer, Instrument	\$52,187.71	\$3,689.24	\$48,498.47
JCP&L Jersey Central Pwr & Lht	JCPL TRANS SUBS	LARRABEE SUB	35300 - Station Equipment	Wiring	\$52,496.34	\$31,382.97	\$21,113.37
JCP&L Jersey Central Pwr & Lht	JCPL TRANS SUBS	LARRABEE SUB	35300 - Station Equipment	Relays	\$53,365.68	\$450.42	\$52,915.26
JCP&L Jersey Central Pwr & Lht	JCPL TRANS SUBS	LARRABEE SUB	35300 - Station Equipment	Switch	\$53,681.05	\$29,622.10	\$24,058.95
JCP&L Jersey Central Pwr & Lht	JCPL TRANS SUBS	LARRABEE SUB	35300 - Station Equipment	Wiring	\$55,194.41	\$30,457.20	\$24,737.21
JCP&L Jersey Central Pwr & Lht	JCPL TRANS SUBS	LARRABEE SUB	35300 - Station Equipment	Microwave System	\$56,492.67	\$29,907.36	\$26,585.31
JCP&L Jersey Central Pwr & Lht	JCPL TRANS SUBS	LARRABEE SUB	35300 - Station Equipment	Switchgear	\$59,804.54	\$39,296.89	\$20,507.65
JCP&L Jersey Central Pwr & Lht	JCPL TRANS SUBS	LARRABEE SUB	35300 - Station Equipment	Controls and Instrumentation	\$61,172.34	\$4,324.39	\$56,847.95

Company	Major Location	Asset Location	Utility Account	Asset Retirement Unit	Book Cost	Allocated Reserve	Net Book Value
JCP&L Jersey Central Pwr & Lht	JCPL TRANS SUBS	LARRABEE SUB	35300 - Station Equipment	Circuit Breaker	\$68,230.33	\$9,387.78	\$58,842.55
JCP&L Jersey Central Pwr & Lht	JCPL TRANS SUBS	LARRABEE SUB	35300 - Station Equipment	Bus	\$72,013.05	\$9,003.16	\$63,009.89
JCP&L Jersey Central Pwr & Lht	JCPL TRANS SUBS	LARRABEE SUB	35300 - Station Equipment	Controls and Instrumentation	\$72,576.74	\$28,578.49	\$43,998.25
JCP&L Jersey Central Pwr & Lht	JCPL TRANS SUBS	LARRABEE SUB	35300 - Station Equipment	Controls and Instrumentation	\$74,743.05	\$19,289.42	\$55,453.63
JCP&L Jersey Central Pwr & Lht	JCPL TRANS SUBS	LARRABEE SUB	35300 - Station Equipment	Switch	\$76,879.40	\$45,065.06	\$31,814.34
JCP&L Jersey Central Pwr & Lht	JCPL TRANS SUBS	LARRABEE SUB	35300 - Station Equipment	Structure	\$77,693.31	\$26,077.11	\$51,616.20
JCP&L Jersey Central Pwr & Lht	JCPL TRANS SUBS	LARRABEE SUB	35300 - Station Equipment	Circuit Breaker	\$78,505.42	\$17,050.07	\$61,455.35
JCP&L Jersey Central Pwr & Lht	JCPL TRANS SUBS	LARRABEE SUB	35300 - Station Equipment	Bushings	\$78,824.68	\$3,206.92	\$75,617.76
JCP&L Jersey Central Pwr & Lht	JCPL TRANS SUBS	LARRABEE SUB	35300 - Station Equipment	Switchgear	\$79,481.58	\$26,677.33	\$52,804.25
JCP&L Jersey Central Pwr & Lht	JCPL TRANS SUBS	LARRABEE SUB	35300 - Station Equipment	RTU - SCADA	\$79,674.04	\$4,457.68	\$75,216.36
JCP&L Jersey Central Pwr & Lht	JCPL TRANS SUBS	LARRABEE SUB	35300 - Station Equipment	Capacitor Bank	\$80,152.80	\$10,020.80	\$70,132.00
JCP&L Jersey Central Pwr & Lht	JCPL TRANS SUBS	LARRABEE SUB	35300 - Station Equipment	HVAC	\$80,542.78	\$9,026.60	\$71,516.18
JCP&L Jersey Central Pwr & Lht	JCPL TRANS SUBS	LARRABEE SUB	35300 - Station Equipment	Foundation - Equipment	\$83,853.29	\$7,122.20	\$76,731.09
JCP&L Jersey Central Pwr & Lht	JCPL TRANS SUBS	LARRABEE SUB	35300 - Station Equipment	Capacitor Bank	\$87,607.01	\$22,609.29	\$64,997.72
JCP&L Jersey Central Pwr & Lht	JCPL TRANS SUBS	LARRABEE SUB	35300 - Station Equipment	Reactor	\$87,773.49	\$29,460.44	\$58,313.05
JCP&L Jersey Central Pwr & Lht	JCPL TRANS SUBS	LARRABEE SUB	35300 - Station Equipment	Switchgear	\$87,809.49	\$34,576.68	\$53,232.81
JCP&L Jersey Central Pwr & Lht	JCPL TRANS SUBS	LARRABEE SUB	35300 - Station Equipment	Control Wiring	\$92,311.71	\$12,701.12	\$79,610.59
JCP&L Jersey Central Pwr & Lht	JCPL TRANS SUBS	LARRABEE SUB	35300 - Station Equipment	Capacitor Bank	\$93,979.84	\$12,930.64	\$81,049.20
JCP&L Jersey Central Pwr & Lht	JCPL TRANS SUBS	LARRABEE SUB	35300 - Station Equipment	Non-Unitized	\$94,181.05	\$2,341.15	\$91,839.90
JCP&L Jersey Central Pwr & Lht	JCPL TRANS SUBS	LARRABEE SUB	35300 - Station Equipment	Capacitor Bank	\$96,818.29	\$18,947.55	\$77,870.74
JCP&L Jersey Central Pwr & Lht	JCPL TRANS SUBS	LARRABEE SUB	35300 - Station Equipment	Carrier Equipment System	\$97,138.67	\$34,470.95	\$62,667.72
JCP&L Jersey Central Pwr & Lht	JCPL TRANS SUBS	LARRABEE SUB	35300 - Station Equipment	Structural Steel Support	\$97,170.45	\$12,148.37	\$85,022.08
JCP&L Jersey Central Pwr & Lht	JCPL TRANS SUBS	LARRABEE SUB	35300 - Station Equipment	Minor Station Equipment	\$98,328.98	\$18,154.48	\$80,174.50
JCP&L Jersey Central Pwr & Lht	JCPL TRANS SUBS	LARRABEE SUB	35300 - Station Equipment	Carrier Equipment System	\$100,157.78	\$39,439.06	\$60,718.72
JCP&L Jersey Central Pwr & Lht	JCPL TRANS SUBS	LARRABEE SUB	35300 - Station Equipment	Transformer, Power	\$102,185.63	\$12,775.38	\$89,410.25
JCP&L Jersey Central Pwr & Lht	JCPL TRANS SUBS	LARRABEE SUB	35300 - Station Equipment	Capacitor Bank	\$105,951.62	\$10,459.97	\$95,491.65
JCP&L Jersey Central Pwr & Lht	JCPL TRANS SUBS	LARRABEE SUB	35300 - Station Equipment	Bushings	\$109,069.34	\$9,263.97	\$99,805.37
JCP&L Jersey Central Pwr & Lht	JCPL TRANS SUBS	LARRABEE SUB	35300 - Station Equipment	Structure	\$110,263.47	\$43,418.37	\$66,845.10
JCP&L Jersey Central Pwr & Lht	JCPL TRANS SUBS	LARRABEE SUB	35300 - Station Equipment	Capacitor Bank	\$115,080.28	\$12,897.29	\$102,182.99
JCP&L Jersey Central Pwr & Lht	JCPL TRANS SUBS	LARRABEE SUB	35300 - Station Equipment	Wiring	\$119,965.17	\$30,960.17	\$89,005.00
JCP&L Jersey Central Pwr & Lht	JCPL TRANS SUBS	LARRABEE SUB	35300 - Station Equipment	Windings	\$121,125.27	\$18,145.98	\$102,979.29
JCP&L Jersey Central Pwr & Lht	JCPL TRANS SUBS	LARRABEE SUB	35300 - Station Equipment	Capacitor Bank	\$123,817.29	\$33,181.02	\$90,636.27
JCP&L Jersey Central Pwr & Lht	JCPL TRANS SUBS	LARRABEE SUB	35300 - Station Equipment	Switch	\$130,841.66	\$51,521.43	\$79,320.23
JCP&L Jersey Central Pwr & Lht	JCPL TRANS SUBS	LARRABEE SUB	35300 - Station Equipment	Relays	\$132,520.78	\$13,082.99	\$119,437.79
JCP&L Jersey Central Pwr & Lht	JCPL TRANS SUBS	LARRABEE SUB	35300 - Station Equipment	Transformer, Instrument	\$137,338.41	\$35,443.80	\$101,894.61
JCP&L Jersey Central Pwr & Lht	JCPL TRANS SUBS	LARRABEE SUB	35300 - Station Equipment	Wiring	\$151,166.67	\$59,524.79	\$91,641.88
JCP&L Jersey Central Pwr & Lht	JCPL TRANS SUBS	LARRABEE SUB	35300 - Station Equipment	Relaying Equipment	\$152,391.70	\$6,199.93	\$146,191.77
JCP&L Jersey Central Pwr & Lht	JCPL TRANS SUBS	LARRABEE SUB	35300 - Station Equipment	Wiring	\$165,847.23	\$6,747.36	\$159,099.87
JCP&L Jersey Central Pwr & Lht	JCPL TRANS SUBS	LARRABEE SUB	35300 - Station Equipment	Circuit Breaker	\$171,259.66	\$67,436.80	\$103,822.86
JCP&L Jersey Central Pwr & Lht	JCPL TRANS SUBS	LARRABEE SUB	35300 - Station Equipment	Foundation	\$177,832.65	\$15,104.48	\$162,728.17
JCP&L Jersey Central Pwr & Lht	JCPL TRANS SUBS	LARRABEE SUB	35300 - Station Equipment	Circuit Breaker	\$178,435.00	\$42,453.54	\$135,981.46
JCP&L Jersey Central Pwr & Lht	JCPL TRANS SUBS	LARRABEE SUB	35300 - Station Equipment	Circuit Breaker	\$178,881.69	\$46,165.13	\$132,716.56
JCP&L Jersey Central Pwr & Lht	JCPL TRANS SUBS	LARRABEE SUB	35300 - Station Equipment	Wiring	\$185,536.79	\$62,273.87	\$123,262.92
JCP&L Jersey Central Pwr & Lht	JCPL TRANS SUBS	LARRABEE SUB	35300 - Station Equipment	Carrier Equipment System	\$186,929.20	\$62,741.22	\$124,187.98
JCP&L Jersey Central Pwr & Lht	JCPL TRANS SUBS	LARRABEE SUB	35300 - Station Equipment	Arrester, Lightning & Surge Protect	\$191,844.99	\$64,391.16	\$127,453.83
JCP&L Jersey Central Pwr & Lht	JCPL TRANS SUBS	LARRABEE SUB	35300 - Station Equipment	Windings	\$206,919.80	\$28,470.00	\$178,449.80
JCP&L Jersey Central Pwr & Lht	JCPL TRANS SUBS	LARRABEE SUB	35300 - Station Equipment	Circuit Breaker	\$214,591.21	\$59,612.42	\$154,978.79
JCP&L Jersey Central Pwr & Lht	JCPL TRANS SUBS	LARRABEE SUB	35300 - Station Equipment	Structure	\$216,961.97	\$55,992.75	\$160,969.22
JCP&L Jersey Central Pwr & Lht	JCPL TRANS SUBS	LARRABEE SUB	35300 - Station Equipment	Arrester, Lightning Mass	\$223,609.50	\$9,097.37	\$214,512.13
JCP&L Jersey Central Pwr & Lht	JCPL TRANS SUBS	LARRABEE SUB	35300 - Station Equipment	Relaying Equipment	\$225,423.78	\$1,902.64	\$223,521.14
JCP&L Jersey Central Pwr & Lht	JCPL TRANS SUBS	LARRABEE SUB	35300 - Station Equipment	Grounding System, Station	\$257,208.11	\$66,379.32	\$190,828.79
JCP&L Jersey Central Pwr & Lht	JCPL TRANS SUBS	LARRABEE SUB	35300 - Station Equipment	Controls and Instrumentation	\$286,575.42	\$96,186.64	\$190,388.78
JCP&L Jersey Central Pwr & Lht	JCPL TRANS SUBS	LARRABEE SUB	35300 - Station Equipment	Carrier Equipment System	\$287,497.28	\$74,196.24	\$213,301.04
JCP&L Jersey Central Pwr & Lht	JCPL TRANS SUBS	LARRABEE SUB	35300 - Station Equipment	Switchgear	\$308,110.31	\$79,515.98	\$228,594.33
JCP&L Jersey Central Pwr & Lht	JCPL TRANS SUBS	LARRABEE SUB	35300 - Station Equipment	Reactor	\$309,121.35	\$26,255.69	\$282,865.66
JCP&L Jersey Central Pwr & Lht	JCPL TRANS SUBS	LARRABEE SUB	35300 - Station Equipment	Transformer, Power	\$366,513.89	\$105,385.81	\$261,128.08
JCP&L Jersey Central Pwr & Lht	JCPL TRANS SUBS	LARRABEE SUB	35300 - Station Equipment	Switch	\$368,990.93	\$95,227.83	\$273,763.10
JCP&L Jersey Central Pwr & Lht	JCPL TRANS SUBS	LARRABEE SUB	35300 - Station Equipment	Circuit Switcher	\$389,865.23	\$53,641.39	\$336,223.84

Company	Major Location	Asset Location	Utility Account	Asset Retirement Unit	Book Cost	Allocated Reserve	Net Book Value
JCP&L Jersey Central Pwr & Lht	JCPL TRANS SUBS	LARRABEE SUB	35300 - Station Equipment	Transformer, Power	\$487,502.36	\$67,075.24	\$420,427.12
JCP&L Jersey Central Pwr & Lht	JCPL TRANS SUBS	LARRABEE SUB	35300 - Station Equipment	Transformer, Station Service : Each	\$491,663.11	\$79,505.67	\$412,157.44
JCP&L Jersey Central Pwr & Lht	JCPL TRANS SUBS	LARRABEE SUB	35300 - Station Equipment	Circuit Breaker	\$554,714.85	\$69,351.15	\$485,363.70
JCP&L Jersey Central Pwr & Lht	JCPL TRANS SUBS	LARRABEE SUB	35300 - Station Equipment	Transformer, Power	\$637,570.23	\$263,697.65	\$373,872.58
JCP&L Jersey Central Pwr & Lht	JCPL TRANS SUBS	LARRABEE SUB	35300 - Station Equipment	Circuit Breaker	\$793,861.26	\$266,452.90	\$527,408.36
JCP&L Jersey Central Pwr & Lht	JCPL TRANS SUBS	LARRABEE SUB	35300 - Station Equipment	Transformer, Power	\$800,964.12	\$138,812.05	\$662,152.07
JCP&L Jersey Central Pwr & Lht	JCPL TRANS SUBS	LARRABEE SUB	35300 - Station Equipment	Capacitor Bank	\$801,381.21	\$284,380.76	\$517,000.45
JCP&L Jersey Central Pwr & Lht	JCPL TRANS SUBS	LARRABEE SUB	35300 - Station Equipment	Non-Unitized	\$805,043.52	\$6,794.78	\$798,248.74
JCP&L Jersey Central Pwr & Lht	JCPL TRANS SUBS	LARRABEE SUB	35300 - Station Equipment	Windings	\$824,821.85	\$103,120.27	\$721,701.58
JCP&L Jersey Central Pwr & Lht	JCPL TRANS SUBS	LARRABEE SUB	35300 - Station Equipment	Minor Station Equipment	\$866,473.31	\$169,570.74	\$696,902.57
JCP&L Jersey Central Pwr & Lht	JCPL TRANS SUBS	LARRABEE SUB	35300 - Station Equipment	Transformer, Power	\$909,497.47	\$167,920.53	\$741,576.94
JCP&L Jersey Central Pwr & Lht	JCPL TRANS SUBS	LARRABEE SUB	35300 - Station Equipment	Circuit Breaker	\$996,302.23	\$247,148.41	\$749,153.82
JCP&L Jersey Central Pwr & Lht	JCPL TRANS SUBS	LARRABEE SUB	35300 - Station Equipment	Capacitor Bank	\$999,732.35	\$335,551.81	\$664,180.54
JCP&L Jersey Central Pwr & Lht	JCPL TRANS SUBS	LARRABEE SUB	35300 - Station Equipment	Transformer, Power	\$2,741,391.21	\$707,488.21	\$2,033,903.00
		LARRABEE SUB Total			\$25,136,801.31	\$6,148,578.31	\$18,988,223.00
JCP&L Jersey Central Pwr & Lht	JCPL SUB-TRANS SUBS	LEISURE VILLAGE SUB	35300 - Station Equipment	Non-Unitized	(\$1,576.21)	(\$111.43)	(\$1,464.78)
JCP&L Jersey Central Pwr & Lht	JCPL SUB-TRANS SUBS	LEISURE VILLAGE SUB	35300 - Station Equipment	Non-Unitized	(\$4.53)	(\$0.19)	(\$4.34)
JCP&L Jersey Central Pwr & Lht	JCPL SUB-TRANS SUBS	LEISURE VILLAGE SUB	35300 - Station Equipment	Minor Station Equipment	\$107.61	\$46.80	\$60.81
JCP&L Jersey Central Pwr & Lht	JCPL SUB-TRANS SUBS	LEISURE VILLAGE SUB	35300 - Station Equipment	Conduit/Duct System	\$275.32	\$92.09	\$183.23
JCP&L Jersey Central Pwr & Lht	JCPL SUB-TRANS SUBS	LEISURE VILLAGE SUB	35300 - Station Equipment	Misc Tools & Equipment	\$415.21	\$146.20	\$269.01
JCP&L Jersey Central Pwr & Lht	JCPL SUB-TRANS SUBS	LEISURE VILLAGE SUB	35300 - Station Equipment	Fire Protection System for Equipmnt	\$441.25	\$183.51	\$257.74
JCP&L Jersey Central Pwr & Lht	JCPL SUB-TRANS SUBS	LEISURE VILLAGE SUB	35300 - Station Equipment	Fire Protection System for Equipmnt	\$849.69	\$314.36	\$535.33
JCP&L Jersey Central Pwr & Lht	JCPL SUB-TRANS SUBS	LEISURE VILLAGE SUB	35300 - Station Equipment	Circuit Breaker	\$1,065.99	\$443.34	\$622.65
JCP&L Jersey Central Pwr & Lht	JCPL SUB-TRANS SUBS	LEISURE VILLAGE SUB	35300 - Station Equipment	Wiring	\$1,208.85	\$383.15	\$825.70
JCP&L Jersey Central Pwr & Lht	JCPL SUB-TRANS SUBS	LEISURE VILLAGE SUB	35300 - Station Equipment	Non-Unitized	\$1,208.95	\$67.64	\$1,141.31
JCP&L Jersey Central Pwr & Lht	JCPL SUB-TRANS SUBS	LEISURE VILLAGE SUB	35300 - Station Equipment	Controls and Instrumentation	\$1,343.96	\$449.53	\$894.43
JCP&L Jersey Central Pwr & Lht	JCPL SUB-TRANS SUBS	LEISURE VILLAGE SUB	35300 - Station Equipment	Wiring	\$1,669.71	\$223.23	\$1,446.48
JCP&L Jersey Central Pwr & Lht	JCPL SUB-TRANS SUBS	LEISURE VILLAGE SUB	35300 - Station Equipment	Controls and Instrumentation	\$1,723.71	\$546.32	\$1,177.39
JCP&L Jersey Central Pwr & Lht	JCPL SUB-TRANS SUBS	LEISURE VILLAGE SUB	35300 - Station Equipment	Carrier Equipment System	\$1,898.52	\$431.69	\$1,466.83
JCP&L Jersey Central Pwr & Lht	JCPL SUB-TRANS SUBS	LEISURE VILLAGE SUB	35300 - Station Equipment	Foundation - Equipment	\$1,943.14	\$649.94	\$1,293.20
JCP&L Jersey Central Pwr & Lht	JCPL SUB-TRANS SUBS	LEISURE VILLAGE SUB	35300 - Station Equipment	Grounding System, Station	\$2,628.19	\$411.18	\$2,217.01
JCP&L Jersey Central Pwr & Lht	JCPL SUB-TRANS SUBS	LEISURE VILLAGE SUB	35300 - Station Equipment	Heater	\$2,663.69	\$185.41	\$2,478.28
JCP&L Jersey Central Pwr & Lht	JCPL SUB-TRANS SUBS	LEISURE VILLAGE SUB	35300 - Station Equipment	Grounding System, Station	\$3,053.65	\$295.13	\$2,758.52
JCP&L Jersey Central Pwr & Lht	JCPL SUB-TRANS SUBS	LEISURE VILLAGE SUB	35300 - Station Equipment	Conduit/Duct System	\$3,225.63	\$1,022.35	\$2,203.28
JCP&L Jersey Central Pwr & Lht	JCPL SUB-TRANS SUBS	LEISURE VILLAGE SUB	35300 - Station Equipment	Battery System	\$3,227.63	\$1,466.66	\$1,760.97
JCP&L Jersey Central Pwr & Lht	JCPL SUB-TRANS SUBS	LEISURE VILLAGE SUB	35300 - Station Equipment	Foundation - Equipment	\$3,656.30	\$1,590.23	\$2,066.07
JCP&L Jersey Central Pwr & Lht	JCPL SUB-TRANS SUBS	LEISURE VILLAGE SUB	35300 - Station Equipment	Conduit/Duct System	\$3,807.43	\$1,655.95	\$2,151.48
JCP&L Jersey Central Pwr & Lht	JCPL SUB-TRANS SUBS	LEISURE VILLAGE SUB	35300 - Station Equipment	Foundation - Equipment	\$3,916.24	\$1,779.58	\$2,136.66
JCP&L Jersey Central Pwr & Lht	JCPL SUB-TRANS SUBS	LEISURE VILLAGE SUB	35300 - Station Equipment	Steel Pole Fully Dressed	\$4,608.79	\$669.42	\$3,939.37
JCP&L Jersey Central Pwr & Lht	JCPL SUB-TRANS SUBS	LEISURE VILLAGE SUB	35300 - Station Equipment	Structure	\$4,981.90	\$1,579.00	\$3,402.90
JCP&L Jersey Central Pwr & Lht	JCPL SUB-TRANS SUBS	LEISURE VILLAGE SUB	35300 - Station Equipment	Controls and Instrumentation	\$5,004.50	\$2,128.69	\$2,875.81
JCP&L Jersey Central Pwr & Lht	JCPL SUB-TRANS SUBS	LEISURE VILLAGE SUB	35300 - Station Equipment	Controls and Instrumentation	\$5,449.49	\$1,438.97	\$4,010.52
JCP&L Jersey Central Pwr & Lht	JCPL SUB-TRANS SUBS	LEISURE VILLAGE SUB	35300 - Station Equipment	Wiring	\$5,513.24	\$1,844.08	\$3,669.16
JCP&L Jersey Central Pwr & Lht	JCPL SUB-TRANS SUBS	LEISURE VILLAGE SUB	35300 - Station Equipment	Switchgear	\$5,647.16	\$1,888.87	\$3,758.29
JCP&L Jersey Central Pwr & Lht	JCPL SUB-TRANS SUBS	LEISURE VILLAGE SUB	35300 - Station Equipment	Fan	\$5,743.41	\$399.77	\$5,343.64
JCP&L Jersey Central Pwr & Lht	JCPL SUB-TRANS SUBS	LEISURE VILLAGE SUB	35300 - Station Equipment	Switch	\$6,588.56	\$1,739.75	\$4,848.81
JCP&L Jersey Central Pwr & Lht	JCPL SUB-TRANS SUBS	LEISURE VILLAGE SUB	35300 - Station Equipment	Battery Charger	\$7,559.57	\$187.92	\$7,371.65
JCP&L Jersey Central Pwr & Lht	JCPL SUB-TRANS SUBS	LEISURE VILLAGE SUB	35300 - Station Equipment	Bus-Insulators	\$7,806.94	\$754.55	\$7,052.39
JCP&L Jersey Central Pwr & Lht	JCPL SUB-TRANS SUBS	LEISURE VILLAGE SUB	35300 - Station Equipment	Wiring	\$8,124.14	\$1,180.02	\$6,944.12
JCP&L Jersey Central Pwr & Lht	JCPL SUB-TRANS SUBS	LEISURE VILLAGE SUB	35300 - Station Equipment	Fuse Equipment	\$8,582.95	\$2,720.35	\$5,862.60
JCP&L Jersey Central Pwr & Lht	JCPL SUB-TRANS SUBS	LEISURE VILLAGE SUB	35300 - Station Equipment	Grounding System, Station	\$9,826.57	\$2,594.77	\$7,231.80
JCP&L Jersey Central Pwr & Lht	JCPL SUB-TRANS SUBS	LEISURE VILLAGE SUB	35300 - Station Equipment	Relays	\$10,212.88	\$1,483.41	\$8,729.47
JCP&L Jersey Central Pwr & Lht	JCPL SUB-TRANS SUBS	LEISURE VILLAGE SUB	35300 - Station Equipment	Circuit Breaker	\$10,620.57	\$5,038.03	\$5,582.54
JCP&L Jersey Central Pwr & Lht	JCPL SUB-TRANS SUBS	LEISURE VILLAGE SUB	35300 - Station Equipment	Structure	\$10,833.27	\$2,860.59	\$7,972.68
JCP&L Jersey Central Pwr & Lht	JCPL SUB-TRANS SUBS	LEISURE VILLAGE SUB	35300 - Station Equipment	Controls and Instrumentation	\$11,756.39	\$5,113.18	\$6,643.21
JCP&L Jersey Central Pwr & Lht	JCPL SUB-TRANS SUBS	LEISURE VILLAGE SUB	35300 - Station Equipment	Grounding System, Station	\$11,906.87	\$5,178.62	\$6,728.25
JCP&L Jersey Central Pwr & Lht	JCPL SUB-TRANS SUBS	LEISURE VILLAGE SUB	35300 - Station Equipment	Foundation	\$12,114.93	\$1,895.38	\$10,219.55
JCP&L Jersey Central Pwr & Lht	JCPL SUB-TRANS SUBS	LEISURE VILLAGE SUB	35300 - Station Equipment	Switchgear	\$12,249.97	\$3,882.60	\$8,367.37

Company	Major Location	Asset Location	Utility Account	Asset Retirement Unit	Book Cost	Allocated Reserve	Net Book Value
JCP&L Jersey Central Pwr & Lht	JCPL SUB-TRANS SUBS	LEISURE VILLAGE SUB	35300 - Station Equipment	Grounding System, Station	\$12,931.97	\$6,533.57	\$6,398.40
JCP&L Jersey Central Pwr & Lht	JCPL SUB-TRANS SUBS	LEISURE VILLAGE SUB	35300 - Station Equipment	Line Tuning Assembly	\$12,961.64	\$2,306.22	\$10,655.42
JCP&L Jersey Central Pwr & Lht	JCPL SUB-TRANS SUBS	LEISURE VILLAGE SUB	35300 - Station Equipment	Grounding System, Station	\$13,745.99	\$559.25	\$13,186.74
JCP&L Jersey Central Pwr & Lht	JCPL SUB-TRANS SUBS	LEISURE VILLAGE SUB	35300 - Station Equipment	Minor Station Equipment	\$13,970.52	\$4,427.93	\$9,542.59
JCP&L Jersey Central Pwr & Lht	JCPL SUB-TRANS SUBS	LEISURE VILLAGE SUB	35300 - Station Equipment	Arrester, Lightning & Surge Protect	\$14,266.91	\$1,378.91	\$12,888.00
JCP&L Jersey Central Pwr & Lht	JCPL SUB-TRANS SUBS	LEISURE VILLAGE SUB	35300 - Station Equipment	Controls and Instrumentation	\$14,363.24	\$1,920.33	\$12,442.91
JCP&L Jersey Central Pwr & Lht	JCPL SUB-TRANS SUBS	LEISURE VILLAGE SUB	35300 - Station Equipment	Controls and Instrumentation	\$14,733.79	\$6,695.16	\$8,038.63
JCP&L Jersey Central Pwr & Lht	JCPL SUB-TRANS SUBS	LEISURE VILLAGE SUB	35300 - Station Equipment	Relays	\$16,214.94	\$1,128.62	\$15,086.32
JCP&L Jersey Central Pwr & Lht	JCPL SUB-TRANS SUBS	LEISURE VILLAGE SUB	35300 - Station Equipment	Foundation - Equipment	\$17,120.92	\$3,046.26	\$14,074.66
JCP&L Jersey Central Pwr & Lht	JCPL SUB-TRANS SUBS	LEISURE VILLAGE SUB	35300 - Station Equipment	Grounding System, Station	\$17,704.73	\$8,760.56	\$8,944.17
JCP&L Jersey Central Pwr & Lht	JCPL SUB-TRANS SUBS	LEISURE VILLAGE SUB	35300 - Station Equipment	Grounding System, Station	\$19,772.50	\$8,984.80	\$10,787.70
JCP&L Jersey Central Pwr & Lht	JCPL SUB-TRANS SUBS	LEISURE VILLAGE SUB	35300 - Station Equipment	Fuse Equipment	\$21,956.03	\$7,731.43	\$14,224.60
JCP&L Jersey Central Pwr & Lht	JCPL SUB-TRANS SUBS	LEISURE VILLAGE SUB	35300 - Station Equipment	Non-Unitized	\$23,198.43	\$576.67	\$22,621.76
JCP&L Jersey Central Pwr & Lht	JCPL SUB-TRANS SUBS	LEISURE VILLAGE SUB	35300 - Station Equipment	Arrester, Lightning & Surge Protect	\$25,710.27	\$11,682.97	\$14,027.30
JCP&L Jersey Central Pwr & Lht	JCPL SUB-TRANS SUBS	LEISURE VILLAGE SUB	35300 - Station Equipment	Arrester, Lightning & Surge Protect	\$28,963.67	\$12,597.09	\$16,366.58
JCP&L Jersey Central Pwr & Lht	JCPL SUB-TRANS SUBS	LEISURE VILLAGE SUB	35300 - Station Equipment	Bushings	\$29,599.76	\$2,060.26	\$27,539.50
JCP&L Jersey Central Pwr & Lht	JCPL SUB-TRANS SUBS	LEISURE VILLAGE SUB	35300 - Station Equipment	Line Wave Trap	\$29,675.34	\$5,280.03	\$24,395.31
JCP&L Jersey Central Pwr & Lht	JCPL SUB-TRANS SUBS	LEISURE VILLAGE SUB	35300 - Station Equipment	Cable, Wiring	\$29,846.90	\$1,649.32	\$28,197.58
JCP&L Jersey Central Pwr & Lht	JCPL SUB-TRANS SUBS	LEISURE VILLAGE SUB	35300 - Station Equipment	Structural Steel Support	\$4,931.19	\$4,931.50	\$26,589.69
JCP&L Jersey Central Pwr & Lht	JCPL SUB-TRANS SUBS	LEISURE VILLAGE SUB	35300 - Station Equipment	Switch	\$41,010.17	\$18,635.38	\$22,374.79
JCP&L Jersey Central Pwr & Lht	JCPL SUB-TRANS SUBS	LEISURE VILLAGE SUB	35300 - Station Equipment	Conduit/Duct System	\$42,226.87	\$11,150.27	\$31,076.60
JCP&L Jersey Central Pwr & Lht	JCPL SUB-TRANS SUBS	LEISURE VILLAGE SUB	35300 - Station Equipment	Foundation - Equipment	\$43,366.27	\$15,270.66	\$28,095.61
JCP&L Jersey Central Pwr & Lht	JCPL SUB-TRANS SUBS	LEISURE VILLAGE SUB	35300 - Station Equipment	Conduit/Duct System	\$44,697.20	\$20,310.79	\$24,386.41
JCP&L Jersey Central Pwr & Lht	JCPL SUB-TRANS SUBS	LEISURE VILLAGE SUB	35300 - Station Equipment	Switch	\$48,161.50	\$5,864.69	\$42,296.81
JCP&L Jersey Central Pwr & Lht	JCPL SUB-TRANS SUBS	LEISURE VILLAGE SUB	35300 - Station Equipment	Bushings	\$50,264.95	\$1,249.49	\$49,015.46
JCP&L Jersey Central Pwr & Lht	JCPL SUB-TRANS SUBS	LEISURE VILLAGE SUB	35300 - Station Equipment	Coupling Capacitor	\$51,080.84	\$9,088.63	\$41,992.21
JCP&L Jersey Central Pwr & Lht	JCPL SUB-TRANS SUBS	LEISURE VILLAGE SUB	35300 - Station Equipment	Switchgear	\$51,415.05	\$13,576.47	\$37,838.58
JCP&L Jersey Central Pwr & Lht	JCPL SUB-TRANS SUBS	LEISURE VILLAGE SUB	35300 - Station Equipment	Wiring	\$51,467.71	\$22,384.71	\$29,083.00
JCP&L Jersey Central Pwr & Lht	JCPL SUB-TRANS SUBS	LEISURE VILLAGE SUB	35300 - Station Equipment	Non-Unitized	\$52,637.58	\$5,196.60	\$47,440.98
JCP&L Jersey Central Pwr & Lht	JCPL SUB-TRANS SUBS	LEISURE VILLAGE SUB	35300 - Station Equipment	Wiring	\$54,121.66	\$24,593.34	\$29,528.32
JCP&L Jersey Central Pwr & Lht	JCPL SUB-TRANS SUBS	LEISURE VILLAGE SUB	35300 - Station Equipment	Transformer, Current : Each	\$56,244.79	\$5,436.11	\$50,808.68
JCP&L Jersey Central Pwr & Lht	JCPL SUB-TRANS SUBS	LEISURE VILLAGE SUB	35300 - Station Equipment	Relays	\$59,827.52	\$10,644.90	\$49,182.62
JCP&L Jersey Central Pwr & Lht	JCPL SUB-TRANS SUBS	LEISURE VILLAGE SUB	35300 - Station Equipment	Switch	\$60,675.55	\$26,389.45	\$34,286.10
JCP&L Jersey Central Pwr & Lht	JCPL SUB-TRANS SUBS	LEISURE VILLAGE SUB	35300 - Station Equipment	Grounding System, Station	\$61,634.67	\$20,615.72	\$41,018.95
JCP&L Jersey Central Pwr & Lht	JCPL SUB-TRANS SUBS	LEISURE VILLAGE SUB	35300 - Station Equipment	Controls and Instrumentation	\$64,240.04	\$22,620.98	\$41,619.06
JCP&L Jersey Central Pwr & Lht	JCPL SUB-TRANS SUBS	LEISURE VILLAGE SUB	35300 - Station Equipment	Control Wiring	\$66,802.08	\$6,456.48	\$60,345.60
JCP&L Jersey Central Pwr & Lht	JCPL SUB-TRANS SUBS	LEISURE VILLAGE SUB	35300 - Station Equipment	Non-Unitized	\$68,319.03	\$576.63	\$67,742.40
JCP&L Jersey Central Pwr & Lht	JCPL SUB-TRANS SUBS	LEISURE VILLAGE SUB	35300 - Station Equipment	Foundation - Equipment	\$70,302.55	\$6,794.80	\$63,507.75
JCP&L Jersey Central Pwr & Lht	JCPL SUB-TRANS SUBS	LEISURE VILLAGE SUB	35300 - Station Equipment	Transformer, Instrument	\$70,509.69	\$24,828.73	\$45,680.96
JCP&L Jersey Central Pwr & Lht	JCPL SUB-TRANS SUBS	LEISURE VILLAGE SUB	35300 - Station Equipment	Grounding System, Station	\$70,694.27	\$24,893.72	\$45,800.55
JCP&L Jersey Central Pwr & Lht	JCPL SUB-TRANS SUBS	LEISURE VILLAGE SUB	35300 - Station Equipment	Minor Station Equipment	\$73,512.01	\$25,885.95	\$47,626.06
JCP&L Jersey Central Pwr & Lht	JCPL SUB-TRANS SUBS	LEISURE VILLAGE SUB	35300 - Station Equipment	Cabinets/Panels/Consoles	\$76,078.55	\$9,264.20	\$66,814.35
JCP&L Jersey Central Pwr & Lht	JCPL SUB-TRANS SUBS	LEISURE VILLAGE SUB	35300 - Station Equipment	RTU - SCADA	\$79,674.04	\$4,402.76	\$75,271.28
JCP&L Jersey Central Pwr & Lht	JCPL SUB-TRANS SUBS	LEISURE VILLAGE SUB	35300 - Station Equipment	Capacitor Bank	\$82,374.64	\$29,006.76	\$53,367.88
JCP&L Jersey Central Pwr & Lht	JCPL SUB-TRANS SUBS	LEISURE VILLAGE SUB	35300 - Station Equipment	Structure	\$83,737.00	\$36,419.50	\$47,317.50
JCP&L Jersey Central Pwr & Lht	JCPL SUB-TRANS SUBS	LEISURE VILLAGE SUB	35300 - Station Equipment	Arrester, Lightning & Surge Protect	\$91,551.54	\$32,238.24	\$59,313.30
JCP&L Jersey Central Pwr & Lht	JCPL SUB-TRANS SUBS	LEISURE VILLAGE SUB	35300 - Station Equipment	Structure	\$92,955.87	\$42,239.94	\$50,715.93
JCP&L Jersey Central Pwr & Lht	JCPL SUB-TRANS SUBS	LEISURE VILLAGE SUB	35300 - Station Equipment	Structural Steel Support	\$95,215.36	\$9,202.65	\$86,012.71
JCP&L Jersey Central Pwr & Lht	JCPL SUB-TRANS SUBS	LEISURE VILLAGE SUB	35300 - Station Equipment	Bus	\$96,856.10	\$9,361.23	\$87,494.87
JCP&L Jersey Central Pwr & Lht	JCPL SUB-TRANS SUBS	LEISURE VILLAGE SUB	35300 - Station Equipment	Circuit Breaker	\$104,920.95	\$12,776.37	\$92,144.58
JCP&L Jersey Central Pwr & Lht	JCPL SUB-TRANS SUBS	LEISURE VILLAGE SUB	35300 - Station Equipment	Carrier Equipment System	\$112,479.84	\$20,013.14	\$92,466.70
JCP&L Jersey Central Pwr & Lht	JCPL SUB-TRANS SUBS	LEISURE VILLAGE SUB	35300 - Station Equipment	Switch	\$114,473.66	\$11,063.98	\$103,409.68
JCP&L Jersey Central Pwr & Lht	JCPL SUB-TRANS SUBS	LEISURE VILLAGE SUB	35300 - Station Equipment	Minor Station Equipment	\$115,862.61	\$20,615.02	\$95,247.59
JCP&L Jersey Central Pwr & Lht	JCPL SUB-TRANS SUBS	LEISURE VILLAGE SUB	35300 - Station Equipment	Conduit/Duct System	\$120,825.96	\$42,546.71	\$78,279.25
JCP&L Jersey Central Pwr & Lht	JCPL SUB-TRANS SUBS	LEISURE VILLAGE SUB	35300 - Station Equipment	Wiring	\$122,611.26	\$43,175.37	\$79,435.89
JCP&L Jersey Central Pwr & Lht	JCPL SUB-TRANS SUBS	LEISURE VILLAGE SUB	35300 - Station Equipment	Conduit	\$144,770.18	\$13,992.17	\$130,778.01
JCP&L Jersey Central Pwr & Lht	JCPL SUB-TRANS SUBS	LEISURE VILLAGE SUB	35300 - Station Equipment	Transformer, Power	\$147,093.91	\$51,796.49	\$95,297.42
JCP&L Jersey Central Pwr & Lht	JCPL SUB-TRANS SUBS	LEISURE VILLAGE SUB	35300 - Station Equipment	Transformer, Power	\$154,457.69	\$86,374.62	\$68,083.07

Company	Major Location	Asset Location	Utility Account	Asset Retirement Unit	Book Cost	Allocated Reserve	Net Book Value
JCP&L Jersey Central Pwr & Lht	JCPL SUB-TRANS SUBS	LEISURE VILLAGE SUB	35300 - Station Equipment	Structure	\$161,679.22	\$56,932.46	\$104,746.76
JCP&L Jersey Central Pwr & Lht	JCPL SUB-TRANS SUBS	LEISURE VILLAGE SUB	35300 - Station Equipment	Circuit Breaker	\$175,062.83	\$61,645.25	\$113,417.58
JCP&L Jersey Central Pwr & Lht	JCPL SUB-TRANS SUBS	LEISURE VILLAGE SUB	35300 - Station Equipment	Carrier Equipment System	\$176,436.93	\$62,129.12	\$114,307.81
JCP&L Jersey Central Pwr & Lht	JCPL SUB-TRANS SUBS	LEISURE VILLAGE SUB	35300 - Station Equipment	Wiring	\$226,904.92	\$21,930.56	\$204,974.36
JCP&L Jersey Central Pwr & Lht	JCPL SUB-TRANS SUBS	LEISURE VILLAGE SUB	35300 - Station Equipment	Cabinets/Panels/Consoles	\$229,290.45	\$22,161.12	\$207,129.33
JCP&L Jersey Central Pwr & Lht	JCPL SUB-TRANS SUBS	LEISURE VILLAGE SUB	35300 - Station Equipment	Circuit Breaker	\$230,233.53	\$22,252.27	\$207,981.26
JCP&L Jersey Central Pwr & Lht	JCPL SUB-TRANS SUBS	LEISURE VILLAGE SUB	35300 - Station Equipment	Switch	\$239,560.91	\$84,357.11	\$155,203.80
JCP&L Jersey Central Pwr & Lht	JCPL SUB-TRANS SUBS	LEISURE VILLAGE SUB	35300 - Station Equipment	Circuit Breaker	\$278,626.46	\$37,251.69	\$241,374.77
JCP&L Jersey Central Pwr & Lht	JCPL SUB-TRANS SUBS	LEISURE VILLAGE SUB	35300 - Station Equipment	Structure	\$337,667.95	\$60,080.06	\$277,587.89
JCP&L Jersey Central Pwr & Lht	JCPL SUB-TRANS SUBS	LEISURE VILLAGE SUB	35300 - Station Equipment	Switchgear	\$376,666.07	\$132,636.24	\$244,029.83
JCP&L Jersey Central Pwr & Lht	JCPL SUB-TRANS SUBS	LEISURE VILLAGE SUB	35300 - Station Equipment	Circuit Breaker	\$388,120.85	\$69,056.96	\$319,063.89
JCP&L Jersey Central Pwr & Lht	JCPL SUB-TRANS SUBS	LEISURE VILLAGE SUB	35300 - Station Equipment	Relaying Equipment	\$497,097.70	\$88,446.82	\$408,650.88
JCP&L Jersey Central Pwr & Lht	JCPL SUB-TRANS SUBS	LEISURE VILLAGE SUB	35300 - Station Equipment	Transformer, Power	\$3,803,671.20	\$367,628.12	\$3,436,043.08
		LEISURE VILLAGE SUB Total			\$10,802,310.95	\$2,032,562.94	\$8,769,748.01
JCP&L Jersey Central Pwr & Lht	JCPL SUB-TRANS SUBS	LIVINGSTON SWITCH POINT SUB	35300 - Station Equipment	Structure	\$64.00	\$37.23	\$26.77
JCP&L Jersey Central Pwr & Lht	JCPL SUB-TRANS SUBS	LIVINGSTON SWITCH POINT SUB	35300 - Station Equipment	Fire Protection System for Equipmnt	\$121.10	\$51.51	\$69.59
JCP&L Jersey Central Pwr & Lht	JCPL SUB-TRANS SUBS	LIVINGSTON SWITCH POINT SUB	35300 - Station Equipment	Controls and Instrumentation	\$290.64	\$140.82	\$149.82
JCP&L Jersey Central Pwr & Lht	JCPL SUB-TRANS SUBS	LIVINGSTON SWITCH POINT SUB	35300 - Station Equipment	Conduit/Duct System	\$401.22	\$198.53	\$202.69
JCP&L Jersey Central Pwr & Lht	JCPL SUB-TRANS SUBS	LIVINGSTON SWITCH POINT SUB	35300 - Station Equipment	Arrester, Lightning & Surge Protect	\$412.37	\$195.61	\$216.76
JCP&L Jersey Central Pwr & Lht	JCPL SUB-TRANS SUBS	LIVINGSTON SWITCH POINT SUB	35300 - Station Equipment	Switchgear	\$555.39	\$274.82	\$280.57
JCP&L Jersey Central Pwr & Lht	JCPL SUB-TRANS SUBS	LIVINGSTON SWITCH POINT SUB	35300 - Station Equipment	Grounding System, Station	\$1,004.38	\$496.98	\$507.40
JCP&L Jersey Central Pwr & Lht	JCPL SUB-TRANS SUBS	LIVINGSTON SWITCH POINT SUB	35300 - Station Equipment	Wood Pole	\$1,047.84	\$645.70	\$402.14
JCP&L Jersey Central Pwr & Lht	JCPL SUB-TRANS SUBS	LIVINGSTON SWITCH POINT SUB	35300 - Station Equipment	Controls and Instrumentation	\$1,301.63	\$644.07	\$657.56
JCP&L Jersey Central Pwr & Lht	JCPL SUB-TRANS SUBS	LIVINGSTON SWITCH POINT SUB	35300 - Station Equipment	Controls and Instrumentation	\$1,359.10	\$644.71	\$714.39
JCP&L Jersey Central Pwr & Lht	JCPL SUB-TRANS SUBS	LIVINGSTON SWITCH POINT SUB	35300 - Station Equipment	Battery System	\$1,714.46	\$848.34	\$866.12
JCP&L Jersey Central Pwr & Lht	JCPL SUB-TRANS SUBS	LIVINGSTON SWITCH POINT SUB	35300 - Station Equipment	Non-Unitized	\$2,526.26	\$21.33	\$2,504.93
JCP&L Jersey Central Pwr & Lht	JCPL SUB-TRANS SUBS	LIVINGSTON SWITCH POINT SUB	35300 - Station Equipment	Controls and Instrumentation	\$3,031.02	\$1,595.65	\$1,435.37
JCP&L Jersey Central Pwr & Lht	JCPL SUB-TRANS SUBS	LIVINGSTON SWITCH POINT SUB	35300 - Station Equipment	Switch	\$6,551.55	\$3,241.81	\$3,309.74
JCP&L Jersey Central Pwr & Lht	JCPL SUB-TRANS SUBS	LIVINGSTON SWITCH POINT SUB	35300 - Station Equipment	Switch	\$21,979.74	\$13,544.31	\$8,435.43
		LIVINGSTON SWITCH POINT SUB Total			\$42,360.70	\$22,581.42	\$19,779.28
JCP&L Jersey Central Pwr & Lht	JCPL CUST SUBS	LONG LINES SUB	35300 - Station Equipment	Non-Unitized	(\$4,112.81)	(\$230.11)	(\$3,882.70)
JCP&L Jersey Central Pwr & Lht	JCPL CUST SUBS	LONG LINES SUB	35300 - Station Equipment	Non-Unitized	(\$4.53)	(\$0.19)	(\$4.34)
JCP&L Jersey Central Pwr & Lht	JCPL CUST SUBS	LONG LINES SUB	35300 - Station Equipment	Non-Unitized	\$2.29	\$0.02	\$2.27
JCP&L Jersey Central Pwr & Lht	JCPL CUST SUBS	LONG LINES SUB	35300 - Station Equipment	Non-Unitized	\$715.47	\$17.79	\$697.68
JCP&L Jersey Central Pwr & Lht	JCPL CUST SUBS	LONG LINES SUB	35300 - Station Equipment	RTU - SCADA	\$79,674.04	\$4,457.68	\$75,216.36
		LONG LINES SUB Total			\$76,274.46	\$4,245.20	\$72,029.26
JCP&L Jersey Central Pwr & Lht	JCPL SUB-TRANS SUBS	MANCHESTER SUB	35300 - Station Equipment	Non-Unitized	\$3,911.12	\$386.12	\$3,525.00
JCP&L Jersey Central Pwr & Lht	JCPL SUB-TRANS SUBS	MANCHESTER SUB	35300 - Station Equipment	Relays	\$7,606.74	\$735.20	\$6,871.54
JCP&L Jersey Central Pwr & Lht	JCPL SUB-TRANS SUBS	MANCHESTER SUB	35300 - Station Equipment	Line Tuning Assembly	\$8,043.42	\$777.40	\$7,266.02
JCP&L Jersey Central Pwr & Lht	JCPL SUB-TRANS SUBS	MANCHESTER SUB	35300 - Station Equipment	Battery System	\$8,889.83	\$859.21	\$8,030.62
JCP&L Jersey Central Pwr & Lht	JCPL SUB-TRANS SUBS	MANCHESTER SUB	35300 - Station Equipment	Sump	\$13,816.47	\$1,335.37	\$12,481.10
JCP&L Jersey Central Pwr & Lht	JCPL SUB-TRANS SUBS	MANCHESTER SUB	35300 - Station Equipment	Carrier Transmitter/Receiver Assem	\$40,777.26	\$3,941.16	\$36,836.10
JCP&L Jersey Central Pwr & Lht	JCPL SUB-TRANS SUBS	MANCHESTER SUB	35300 - Station Equipment	Arrester, Lightning & Surge Protect	\$47,631.87	\$4,603.66	\$43,028.21
JCP&L Jersey Central Pwr & Lht	JCPL SUB-TRANS SUBS	MANCHESTER SUB	35300 - Station Equipment	Carrier Equipment System	\$54,897.42	\$5,305.89	\$49,591.53
JCP&L Jersey Central Pwr & Lht	JCPL SUB-TRANS SUBS	MANCHESTER SUB	35300 - Station Equipment	Bus-Insulators	\$5,769.60	\$5,769.53	\$53,925.07
JCP&L Jersey Central Pwr & Lht	JCPL SUB-TRANS SUBS	MANCHESTER SUB	35300 - Station Equipment	Line Wave Trap	\$61,760.86	\$5,969.25	\$55,791.61
JCP&L Jersey Central Pwr & Lht	JCPL SUB-TRANS SUBS	MANCHESTER SUB	35300 - Station Equipment	Wiring	\$100,810.43	\$9,743.41	\$91,067.02
JCP&L Jersey Central Pwr & Lht	JCPL SUB-TRANS SUBS	MANCHESTER SUB	35300 - Station Equipment	Conduit	\$108,776.68	\$10,513.36	\$98,263.32
JCP&L Jersey Central Pwr & Lht	JCPL SUB-TRANS SUBS	MANCHESTER SUB	35300 - Station Equipment	Bus	\$173,033.25	\$16,723.81	\$156,309.44
JCP&L Jersey Central Pwr & Lht	JCPL SUB-TRANS SUBS	MANCHESTER SUB	35300 - Station Equipment	Grounding System, Station	\$203,208.08	\$19,640.24	\$183,567.84
JCP&L Jersey Central Pwr & Lht	JCPL SUB-TRANS SUBS	MANCHESTER SUB	35300 - Station Equipment	Control Wiring	\$211,280.44	\$20,420.44	\$190,860.00
JCP&L Jersey Central Pwr & Lht	JCPL SUB-TRANS SUBS	MANCHESTER SUB	35300 - Station Equipment	Circuit Breaker	\$256,995.99	\$24,838.88	\$232,157.11
JCP&L Jersey Central Pwr & Lht	JCPL SUB-TRANS SUBS	MANCHESTER SUB	35300 - Station Equipment	Foundation	\$329,840.67	\$31,879.39	\$297,961.28
JCP&L Jersey Central Pwr & Lht	JCPL SUB-TRANS SUBS	MANCHESTER SUB	35300 - Station Equipment	Switchgear	\$355,274.94	\$34,337.63	\$320,937.31
JCP&L Jersey Central Pwr & Lht	JCPL SUB-TRANS SUBS	MANCHESTER SUB	35300 - Station Equipment	Transformer, Power	\$440,276.49	\$48,179.78	\$392,096.71
JCP&L Jersey Central Pwr & Lht	JCPL SUB-TRANS SUBS	MANCHESTER SUB	35300 - Station Equipment	Switch	\$462,032.66	\$44,655.86	\$417,376.80
JCP&L Jersey Central Pwr & Lht	JCPL SUB-TRANS SUBS	MANCHESTER SUB	35300 - Station Equipment	Structural Steel Support	\$506,180.63	\$48,922.79	\$457,257.84
		MANCHESTER SUB Total			\$3,454,739.85	\$339,538.38	\$3,115,201.47

Company	Major Location	Asset Location	Utility Account	Asset Retirement Unit	Book Cost	Allocated Reserve	Net Book Value
JCP&L Jersey Central Pwr & Lht	JCPL TRANS SUBS	MANITOU SUB	35300 - Station Equipment	Non-Unitized	(\$5,761.88)	(\$322.37)	(\$5,439.51)
JCP&L Jersey Central Pwr & Lht	JCPL TRANS SUBS	MANITOU SUB	35300 - Station Equipment	Non-Unitized	\$3.02	\$0.22	\$2.80
JCP&L Jersey Central Pwr & Lht	JCPL TRANS SUBS	MANITOU SUB	35300 - Station Equipment	Wiring	\$12.46	\$6.32	\$6.14
JCP&L Jersey Central Pwr & Lht	JCPL TRANS SUBS	MANITOU SUB	35300 - Station Equipment	Switch	\$67.30	\$39.45	\$27.85
JCP&L Jersey Central Pwr & Lht	JCPL TRANS SUBS	MANITOU SUB	35300 - Station Equipment	Conduit/Duct System	\$95.22	\$39.39	\$55.83
JCP&L Jersey Central Pwr & Lht	JCPL TRANS SUBS	MANITOU SUB	35300 - Station Equipment	Switch	\$149.78	\$72.77	\$77.01
JCP&L Jersey Central Pwr & Lht	JCPL TRANS SUBS	MANITOU SUB	35300 - Station Equipment	Minor Station Equipment	\$151.42	\$67.22	\$84.20
JCP&L Jersey Central Pwr & Lht	JCPL TRANS SUBS	MANITOU SUB	35300 - Station Equipment	Grounding System, Station	\$204.34	\$119.78	\$84.56
JCP&L Jersey Central Pwr & Lht	JCPL TRANS SUBS	MANITOU SUB	35300 - Station Equipment	Switch	\$232.30	\$141.60	\$90.70
JCP&L Jersey Central Pwr & Lht	JCPL TRANS SUBS	MANITOU SUB	35300 - Station Equipment	Switchgear	\$241.96	\$133.52	\$108.44
JCP&L Jersey Central Pwr & Lht	JCPL TRANS SUBS	MANITOU SUB	35300 - Station Equipment	Controls and Instrumentation	\$249.85	\$105.85	\$144.00
JCP&L Jersey Central Pwr & Lht	JCPL TRANS SUBS	MANITOU SUB	35300 - Station Equipment	Switchgear	\$339.39	\$175.92	\$163.47
JCP&L Jersey Central Pwr & Lht	JCPL TRANS SUBS	MANITOU SUB	35300 - Station Equipment	Minor Station Equipment	\$383.18	\$229.07	\$154.11
JCP&L Jersey Central Pwr & Lht	JCPL TRANS SUBS	MANITOU SUB	35300 - Station Equipment	Conduit/Duct System	\$462.71	\$200.70	\$262.01
JCP&L Jersey Central Pwr & Lht	JCPL TRANS SUBS	MANITOU SUB	35300 - Station Equipment	Controls and Instrumentation	\$516.30	\$223.95	\$292.35
JCP&L Jersey Central Pwr & Lht	JCPL TRANS SUBS	MANITOU SUB	35300 - Station Equipment	Equipment Spill and Leakage System	\$520.29	\$317.14	\$203.15
JCP&L Jersey Central Pwr & Lht	JCPL TRANS SUBS	MANITOU SUB	35300 - Station Equipment	Minor Station Equipment	\$610.47	\$336.87	\$273.60
JCP&L Jersey Central Pwr & Lht	JCPL TRANS SUBS	MANITOU SUB	35300 - Station Equipment	Conduit/Duct System	\$615.65	\$248.50	\$367.15
JCP&L Jersey Central Pwr & Lht	JCPL TRANS SUBS	MANITOU SUB	35300 - Station Equipment	Switchgear	\$637.17	\$296.10	\$341.07
JCP&L Jersey Central Pwr & Lht	JCPL TRANS SUBS	MANITOU SUB	35300 - Station Equipment	Foundation - Equipment	\$637.66	\$373.78	\$263.88
JCP&L Jersey Central Pwr & Lht	JCPL TRANS SUBS	MANITOU SUB	35300 - Station Equipment	Fire Protection System for Equipmnt	\$809.51	\$493.42	\$316.09
JCP&L Jersey Central Pwr & Lht	JCPL TRANS SUBS	MANITOU SUB	35300 - Station Equipment	Wiring	\$901.18	\$223.55	\$677.63
JCP&L Jersey Central Pwr & Lht	JCPL TRANS SUBS	MANITOU SUB	35300 - Station Equipment	Grounding System, Station	\$932.09	\$37.92	\$894.17
JCP&L Jersey Central Pwr & Lht	JCPL TRANS SUBS	MANITOU SUB	35300 - Station Equipment	Arrester, Lightning & Surge Protect	\$937.95	\$66.30	\$871.65
JCP&L Jersey Central Pwr & Lht	JCPL TRANS SUBS	MANITOU SUB	35300 - Station Equipment	Grounding System, Station	\$983.77	\$499.17	\$484.60
JCP&L Jersey Central Pwr & Lht	JCPL TRANS SUBS	MANITOU SUB	35300 - Station Equipment	Cable, Wiring	\$999.12	\$124.91	\$874.21
JCP&L Jersey Central Pwr & Lht	JCPL TRANS SUBS	MANITOU SUB	35300 - Station Equipment	Wiring	\$1,009.35	\$329.10	\$680.25
JCP&L Jersey Central Pwr & Lht	JCPL TRANS SUBS	MANITOU SUB	35300 - Station Equipment	Controls and Instrumentation	\$1,124.69	\$442.87	\$681.82
JCP&L Jersey Central Pwr & Lht	JCPL TRANS SUBS	MANITOU SUB	35300 - Station Equipment	Fuse Equipment	\$1,184.04	\$721.71	\$462.33
JCP&L Jersey Central Pwr & Lht	JCPL TRANS SUBS	MANITOU SUB	35300 - Station Equipment	Arrester, Lightning & Surge Protect	\$1,193.95	\$554.82	\$639.13
JCP&L Jersey Central Pwr & Lht	JCPL TRANS SUBS	MANITOU SUB	35300 - Station Equipment	Wiring	\$1,220.92	\$445.05	\$775.87
JCP&L Jersey Central Pwr & Lht	JCPL TRANS SUBS	MANITOU SUB	35300 - Station Equipment	Switch	\$1,408.69	\$554.70	\$853.99
JCP&L Jersey Central Pwr & Lht	JCPL TRANS SUBS	MANITOU SUB	35300 - Station Equipment	Foundation - Equipment	\$1,538.93	\$715.14	\$823.79
JCP&L Jersey Central Pwr & Lht	JCPL TRANS SUBS	MANITOU SUB	35300 - Station Equipment	Grounding System, Station	\$1,572.72	\$764.09	\$808.63
JCP&L Jersey Central Pwr & Lht	JCPL TRANS SUBS	MANITOU SUB	35300 - Station Equipment	Minor Station Equipment	\$1,630.12	\$690.57	\$939.55
JCP&L Jersey Central Pwr & Lht	JCPL TRANS SUBS	MANITOU SUB	35300 - Station Equipment	Foundation - Equipment	\$2,009.76	\$976.42	\$1,033.34
JCP&L Jersey Central Pwr & Lht	JCPL TRANS SUBS	MANITOU SUB	35300 - Station Equipment	Grounding System, Station	\$2,096.77	\$52.12	\$2,044.65
JCP&L Jersey Central Pwr & Lht	JCPL TRANS SUBS	MANITOU SUB	35300 - Station Equipment	Structure	\$2,138.28	\$927.49	\$1,210.79
JCP&L Jersey Central Pwr & Lht	JCPL TRANS SUBS	MANITOU SUB	35300 - Station Equipment	Wiring	\$2,193.24	\$155.05	\$2,038.19
JCP&L Jersey Central Pwr & Lht	JCPL TRANS SUBS	MANITOU SUB	35300 - Station Equipment	CT 2.5KV - 15KV	\$2,290.78	\$286.40	\$2,004.38
JCP&L Jersey Central Pwr & Lht	JCPL TRANS SUBS	MANITOU SUB	35300 - Station Equipment	Arrester, Lightning & Surge Protect	\$2,318.97	\$1,176.67	\$1,142.30
JCP&L Jersey Central Pwr & Lht	JCPL TRANS SUBS	MANITOU SUB	35300 - Station Equipment	Grounding System, Station	\$2,355.23	\$1,021.59	\$1,333.64
JCP&L Jersey Central Pwr & Lht	JCPL TRANS SUBS	MANITOU SUB	35300 - Station Equipment	Minor Station Equipment	\$2,371.44	\$1,229.22	\$1,142.22
JCP&L Jersey Central Pwr & Lht	JCPL TRANS SUBS	MANITOU SUB	35300 - Station Equipment	Non-Unitized	\$2,385.11	\$97.03	\$2,288.08
JCP&L Jersey Central Pwr & Lht	JCPL TRANS SUBS	MANITOU SUB	35300 - Station Equipment	Arrester, Lightning & Surge Protect	\$2,394.63	\$268.37	\$2,126.26
JCP&L Jersey Central Pwr & Lht	JCPL TRANS SUBS	MANITOU SUB	35300 - Station Equipment	Minor Station Equipment	\$2,458.19	\$706.81	\$1,751.38
JCP&L Jersey Central Pwr & Lht	JCPL TRANS SUBS	MANITOU SUB	35300 - Station Equipment	Conduit/Duct System	\$2,514.51	\$1,503.21	\$1,011.30
JCP&L Jersey Central Pwr & Lht	JCPL TRANS SUBS	MANITOU SUB	35300 - Station Equipment	Fuse Equipment	\$2,865.57	\$1,272.23	\$1,593.34
JCP&L Jersey Central Pwr & Lht	JCPL TRANS SUBS	MANITOU SUB	35300 - Station Equipment	Fuse Equipment	\$2,932.11	\$1,718.74	\$1,213.37
JCP&L Jersey Central Pwr & Lht	JCPL TRANS SUBS	MANITOU SUB	35300 - Station Equipment	Bus-Insulators	\$3,016.76	\$338.09	\$2,678.67
JCP&L Jersey Central Pwr & Lht	JCPL TRANS SUBS	MANITOU SUB	35300 - Station Equipment	Transformer, Power	\$3,050.37	\$1,261.63	\$1,788.74
JCP&L Jersey Central Pwr & Lht	JCPL TRANS SUBS	MANITOU SUB	35300 - Station Equipment	Grounding System, Station	\$3,185.21	\$477.18	\$2,708.03
JCP&L Jersey Central Pwr & Lht	JCPL TRANS SUBS	MANITOU SUB	35300 - Station Equipment	Switchgear	\$3,311.93	\$1,941.38	\$1,370.55
JCP&L Jersey Central Pwr & Lht	JCPL TRANS SUBS	MANITOU SUB	35300 - Station Equipment	Fuse Equipment	\$3,329.91	\$1,444.37	\$1,885.54
JCP&L Jersey Central Pwr & Lht	JCPL TRANS SUBS	MANITOU SUB	35300 - Station Equipment	Wiring	\$3,362.22	\$1,458.38	\$1,903.84
JCP&L Jersey Central Pwr & Lht	JCPL TRANS SUBS	MANITOU SUB	35300 - Station Equipment	Battery Charger	\$3,385.97	\$625.16	\$2,760.81
JCP&L Jersey Central Pwr & Lht	JCPL TRANS SUBS	MANITOU SUB	35300 - Station Equipment	Controls and Instrumentation	\$3,403.56	\$1,175.04	\$2,228.52
JCP&L Jersey Central Pwr & Lht	JCPL TRANS SUBS	MANITOU SUB	35300 - Station Equipment	Grounding System, Station	\$3,500.61	\$1,626.72	\$1,873.89

Company	Major Location	Asset Location	Utility Account	Asset Retirement Unit	Book Cost	Allocated Reserve	Net Book Value
JCP&L Jersey Central Pwr & Lht	JCPL TRANS SUBS	MANITOU SUB	35300 - Station Equipment	Arrester, Lightning & Surge Protect	\$3,588.83	\$996.96	\$2,591.87
JCP&L Jersey Central Pwr & Lht	JCPL TRANS SUBS	MANITOU SUB	35300 - Station Equipment	Foundation - Equipment	\$4,038.79	\$2,093.49	\$1,945.30
JCP&L Jersey Central Pwr & Lht	JCPL TRANS SUBS	MANITOU SUB	35300 - Station Equipment	Controls and Instrumentation	\$4,274.81	\$2,605.64	\$1,669.17
JCP&L Jersey Central Pwr & Lht	JCPL TRANS SUBS	MANITOU SUB	35300 - Station Equipment	Fuse Equipment	\$4,277.80	\$1,812.21	\$2,465.59
JCP&L Jersey Central Pwr & Lht	JCPL TRANS SUBS	MANITOU SUB	35300 - Station Equipment	Grounding System, Station	\$4,297.20	\$1,734.54	\$2,562.66
JCP&L Jersey Central Pwr & Lht	JCPL TRANS SUBS	MANITOU SUB	35300 - Station Equipment	Carrier Equipment System	\$4,550.96	\$1,174.50	\$3,376.46
JCP&L Jersey Central Pwr & Lht	JCPL TRANS SUBS	MANITOU SUB	35300 - Station Equipment	Steel Pole Fully Dressed	\$4,608.79	\$690.45	\$3,918.34
JCP&L Jersey Central Pwr & Lht	JCPL TRANS SUBS	MANITOU SUB	35300 - Station Equipment	Switchgear	\$4,630.60	\$2,299.39	\$2,331.21
JCP&L Jersey Central Pwr & Lht	JCPL TRANS SUBS	MANITOU SUB	35300 - Station Equipment	Foundation - Equipment	\$4,965.40	\$2,739.99	\$2,225.41
JCP&L Jersey Central Pwr & Lht	JCPL TRANS SUBS	MANITOU SUB	35300 - Station Equipment	Conduit/Duct System	\$5,026.91	\$2,605.68	\$2,421.23
JCP&L Jersey Central Pwr & Lht	JCPL TRANS SUBS	MANITOU SUB	35300 - Station Equipment	Controls and Instrumentation	\$5,414.82	\$1,504.21	\$3,910.61
JCP&L Jersey Central Pwr & Lht	JCPL TRANS SUBS	MANITOU SUB	35300 - Station Equipment	Carrier Equipment System	\$6,041.19	\$2,319.56	\$3,721.63
JCP&L Jersey Central Pwr & Lht	JCPL TRANS SUBS	MANITOU SUB	35300 - Station Equipment	Transformer, Instrument	\$6,125.25	\$2,594.84	\$3,530.41
JCP&L Jersey Central Pwr & Lht	JCPL TRANS SUBS	MANITOU SUB	35300 - Station Equipment	Bus-Insulators	\$6,402.73	\$800.48	\$5,602.25
JCP&L Jersey Central Pwr & Lht	JCPL TRANS SUBS	MANITOU SUB	35300 - Station Equipment	Switchgear	\$6,518.04	\$2,375.91	\$4,142.13
JCP&L Jersey Central Pwr & Lht	JCPL TRANS SUBS	MANITOU SUB	35300 - Station Equipment	Transformer, Instrument	\$6,551.39	\$2,841.70	\$3,709.69
JCP&L Jersey Central Pwr & Lht	JCPL TRANS SUBS	MANITOU SUB	35300 - Station Equipment	Transformer, Power	\$6,729.93	\$2,987.88	\$3,742.05
JCP&L Jersey Central Pwr & Lht	JCPL TRANS SUBS	MANITOU SUB	35300 - Station Equipment	Relays	\$6,808.58	\$1,020.01	\$5,788.57
JCP&L Jersey Central Pwr & Lht	JCPL TRANS SUBS	MANITOU SUB	35300 - Station Equipment	Conduit/Duct System	\$6,818.18	\$3,312.54	\$3,505.64
JCP&L Jersey Central Pwr & Lht	JCPL TRANS SUBS	MANITOU SUB	35300 - Station Equipment	Grounding System, Station	\$6,832.83	\$3,770.47	\$3,062.36
JCP&L Jersey Central Pwr & Lht	JCPL TRANS SUBS	MANITOU SUB	35300 - Station Equipment	Conduit/Duct System	\$6,964.91	\$3,236.58	\$3,728.33
JCP&L Jersey Central Pwr & Lht	JCPL TRANS SUBS	MANITOU SUB	35300 - Station Equipment	Conduit/Duct System	\$7,201.47	\$3,973.89	\$3,227.58
JCP&L Jersey Central Pwr & Lht	JCPL TRANS SUBS	MANITOU SUB	35300 - Station Equipment	Circuit Breaker	\$7,282.39	\$3,384.11	\$3,898.28
JCP&L Jersey Central Pwr & Lht	JCPL TRANS SUBS	MANITOU SUB	35300 - Station Equipment	Structure	\$7,369.66	\$3,580.47	\$3,789.19
JCP&L Jersey Central Pwr & Lht	JCPL TRANS SUBS	MANITOU SUB	35300 - Station Equipment	Transformer, Instrument	\$7,625.68	\$3,385.57	\$4,240.11
JCP&L Jersey Central Pwr & Lht	JCPL TRANS SUBS	MANITOU SUB	35300 - Station Equipment	Transformer, Instrument	\$7,793.93	\$4,750.65	\$3,043.28
JCP&L Jersey Central Pwr & Lht	JCPL TRANS SUBS	MANITOU SUB	35300 - Station Equipment	Wiring	\$8,262.66	\$4,014.32	\$4,248.34
JCP&L Jersey Central Pwr & Lht	JCPL TRANS SUBS	MANITOU SUB	35300 - Station Equipment	Wiring	\$8,364.08	\$5,098.18	\$3,265.90
JCP&L Jersey Central Pwr & Lht	JCPL TRANS SUBS	MANITOU SUB	35300 - Station Equipment	Structure	\$8,407.86	\$5,124.87	\$3,282.99
JCP&L Jersey Central Pwr & Lht	JCPL TRANS SUBS	MANITOU SUB	35300 - Station Equipment	Grounding System, Station	\$8,587.43	\$4,451.26	\$4,136.17
JCP&L Jersey Central Pwr & Lht	JCPL TRANS SUBS	MANITOU SUB	35300 - Station Equipment	Controls and Instrumentation	\$8,657.06	\$4,777.11	\$3,879.95
JCP&L Jersey Central Pwr & Lht	JCPL TRANS SUBS	MANITOU SUB	35300 - Station Equipment	Controls and Instrumentation	\$8,664.60	\$3,158.36	\$5,506.24
JCP&L Jersey Central Pwr & Lht	JCPL TRANS SUBS	MANITOU SUB	35300 - Station Equipment	Controls and Instrumentation	\$8,761.77	\$5,135.96	\$3,625.81
JCP&L Jersey Central Pwr & Lht	JCPL TRANS SUBS	MANITOU SUB	35300 - Station Equipment	Structure	\$9,167.66	\$4,260.19	\$4,907.47
JCP&L Jersey Central Pwr & Lht	JCPL TRANS SUBS	MANITOU SUB	35300 - Station Equipment	Capacitor Bank	\$9,537.49	\$2,071.39	\$7,466.10
JCP&L Jersey Central Pwr & Lht	JCPL TRANS SUBS	MANITOU SUB	35300 - Station Equipment	Switch	\$9,608.08	\$4,464.85	\$5,143.23
JCP&L Jersey Central Pwr & Lht	JCPL TRANS SUBS	MANITOU SUB	35300 - Station Equipment	Switch	\$9,690.80	\$4,203.43	\$5,487.37
JCP&L Jersey Central Pwr & Lht	JCPL TRANS SUBS	MANITOU SUB	35300 - Station Equipment	Carrier Equipment System	\$9,723.89	\$2,412.16	\$7,311.73
JCP&L Jersey Central Pwr & Lht	JCPL TRANS SUBS	MANITOU SUB	35300 - Station Equipment	Controls and Instrumentation	\$9,738.15	\$4,731.18	\$5,006.97
JCP&L Jersey Central Pwr & Lht	JCPL TRANS SUBS	MANITOU SUB	35300 - Station Equipment	Structure	\$9,865.88	\$5,783.17	\$4,082.71
JCP&L Jersey Central Pwr & Lht	JCPL TRANS SUBS	MANITOU SUB	35300 - Station Equipment	Switchgear	\$10,085.63	\$6,627.15	\$3,458.48
JCP&L Jersey Central Pwr & Lht	JCPL TRANS SUBS	MANITOU SUB	35300 - Station Equipment	Conduit/Duct System	\$10,300.19	\$2,961.67	\$7,338.52
JCP&L Jersey Central Pwr & Lht	JCPL TRANS SUBS	MANITOU SUB	35300 - Station Equipment	Carrier Equipment System	\$10,323.08	\$4,269.60	\$6,053.48
JCP&L Jersey Central Pwr & Lht	JCPL TRANS SUBS	MANITOU SUB	35300 - Station Equipment	Carrier Equipment System	\$10,478.91	\$5,431.70	\$5,047.21
JCP&L Jersey Central Pwr & Lht	JCPL TRANS SUBS	MANITOU SUB	35300 - Station Equipment	Wiring	\$10,497.99	\$4,878.39	\$5,619.60
JCP&L Jersey Central Pwr & Lht	JCPL TRANS SUBS	MANITOU SUB	35300 - Station Equipment	Conduit/Duct System	\$10,526.83	\$6,416.45	\$4,110.38
JCP&L Jersey Central Pwr & Lht	JCPL TRANS SUBS	MANITOU SUB	35300 - Station Equipment	Switch	\$10,550.00	\$5,013.49	\$5,536.51
JCP&L Jersey Central Pwr & Lht	JCPL TRANS SUBS	MANITOU SUB	35300 - Station Equipment	Switchgear	\$10,876.07	\$4,717.54	\$6,158.53
JCP&L Jersey Central Pwr & Lht	JCPL TRANS SUBS	MANITOU SUB	35300 - Station Equipment	Structure	\$10,959.41	\$4,423.69	\$6,535.72
JCP&L Jersey Central Pwr & Lht	JCPL TRANS SUBS	MANITOU SUB	35300 - Station Equipment	Controls and Instrumentation	\$11,199.15	\$5,204.22	\$5,994.93
JCP&L Jersey Central Pwr & Lht	JCPL TRANS SUBS	MANITOU SUB	35300 - Station Equipment	Wiring	\$11,785.81	\$6,908.59	\$4,877.22
JCP&L Jersey Central Pwr & Lht	JCPL TRANS SUBS	MANITOU SUB	35300 - Station Equipment	Grounding System, Station	\$11,894.79	\$7,250.26	\$4,644.53
JCP&L Jersey Central Pwr & Lht	JCPL TRANS SUBS	MANITOU SUB	35300 - Station Equipment	Cable, Wiring	\$11,967.48	\$846.01	\$11,121.47
JCP&L Jersey Central Pwr & Lht	JCPL TRANS SUBS	MANITOU SUB	35300 - Station Equipment	Circuit Breaker	\$12,230.88	\$1,682.84	\$10,548.04
JCP&L Jersey Central Pwr & Lht	JCPL TRANS SUBS	MANITOU SUB	35300 - Station Equipment	Controls and Instrumentation	\$12,484.39	\$5,674.43	\$6,812.96
JCP&L Jersey Central Pwr & Lht	JCPL TRANS SUBS	MANITOU SUB	35300 - Station Equipment	Battery System	\$12,737.68	\$2,351.75	\$10,385.93
JCP&L Jersey Central Pwr & Lht	JCPL TRANS SUBS	MANITOU SUB	35300 - Station Equipment	Switchgear	\$13,005.00	\$7,926.97	\$5,078.03
JCP&L Jersey Central Pwr & Lht	JCPL TRANS SUBS	MANITOU SUB	35300 - Station Equipment	Circuit Breaker	\$13,659.34	\$8,975.39	\$4,683.95

Company	Major Location	Asset Location	Utility Account	Asset Retirement Unit	Book Cost	Allocated Reserve	Net Book Value
JCP&L Jersey Central Pwr & Lht	JCPL TRANS SUBS	MANITOU SUB	35300 - Station Equipment	Relaying Equipment	\$13,781.79	\$771.08	\$13,010.71
JCP&L Jersey Central Pwr & Lht	JCPL TRANS SUBS	MANITOU SUB	35300 - Station Equipment	Circuit Breaker	\$14,063.51	\$8,572.17	\$5,491.34
JCP&L Jersey Central Pwr & Lht	JCPL TRANS SUBS	MANITOU SUB	35300 - Station Equipment	Bus	\$14,476.52	\$122.18	\$14,354.34
JCP&L Jersey Central Pwr & Lht	JCPL TRANS SUBS	MANITOU SUB	35300 - Station Equipment	Foundation	\$14,682.46	\$2,199.61	\$12,482.85
JCP&L Jersey Central Pwr & Lht	JCPL TRANS SUBS	MANITOU SUB	35300 - Station Equipment	Circuit Breaker	\$14,788.98	\$1,657.43	\$13,131.55
JCP&L Jersey Central Pwr & Lht	JCPL TRANS SUBS	MANITOU SUB	35300 - Station Equipment	Switch	\$15,781.97	\$5,145.72	\$10,636.25
JCP&L Jersey Central Pwr & Lht	JCPL TRANS SUBS	MANITOU SUB	35300 - Station Equipment	Controls and Instrumentation	\$15,982.88	\$7,095.92	\$8,886.96
JCP&L Jersey Central Pwr & Lht	JCPL TRANS SUBS	MANITOU SUB	35300 - Station Equipment	Switch	\$16,429.26	\$4,563.97	\$11,865.29
JCP&L Jersey Central Pwr & Lht	JCPL TRANS SUBS	MANITOU SUB	35300 - Station Equipment	Circuit Breaker	\$16,773.45	\$7,105.75	\$9,667.70
JCP&L Jersey Central Pwr & Lht	JCPL TRANS SUBS	MANITOU SUB	35300 - Station Equipment	Circuit Breaker	\$16,785.12	\$11,433.37	\$5,351.75
JCP&L Jersey Central Pwr & Lht	JCPL TRANS SUBS	MANITOU SUB	35300 - Station Equipment	Conduit/Duct System	\$17,407.11	\$7,728.24	\$9,678.87
JCP&L Jersey Central Pwr & Lht	JCPL TRANS SUBS	MANITOU SUB	35300 - Station Equipment	Switch	\$17,509.71	\$7,067.68	\$10,442.03
JCP&L Jersey Central Pwr & Lht	JCPL TRANS SUBS	MANITOU SUB	35300 - Station Equipment	Foundation - Equipment	\$17,780.90	\$4,939.45	\$12,841.45
JCP&L Jersey Central Pwr & Lht	JCPL TRANS SUBS	MANITOU SUB	35300 - Station Equipment	Controls and Instrumentation	\$18,269.33	\$9,469.83	\$8,799.50
JCP&L Jersey Central Pwr & Lht	JCPL TRANS SUBS	MANITOU SUB	35300 - Station Equipment	Arrester, Lightning & Surge Protect	\$18,273.57	\$8,112.91	\$10,160.66
JCP&L Jersey Central Pwr & Lht	JCPL TRANS SUBS	MANITOU SUB	35300 - Station Equipment	Relays	\$18,701.24	\$1,322.03	\$17,379.21
JCP&L Jersey Central Pwr & Lht	JCPL TRANS SUBS	MANITOU SUB	35300 - Station Equipment	Arresters and Surge Protectors	\$18,789.58	\$2,349.10	\$16,440.48
JCP&L Jersey Central Pwr & Lht	JCPL TRANS SUBS	MANITOU SUB	35300 - Station Equipment	Switchgear	\$19,137.69	\$12,345.78	\$6,791.91
JCP&L Jersey Central Pwr & Lht	JCPL TRANS SUBS	MANITOU SUB	35300 - Station Equipment	Switch	\$19,435.98	\$7,084.69	\$12,351.29
JCP&L Jersey Central Pwr & Lht	JCPL TRANS SUBS	MANITOU SUB	35300 - Station Equipment	Non-Unitized	\$19,765.40	\$491.33	\$19,274.07
JCP&L Jersey Central Pwr & Lht	JCPL TRANS SUBS	MANITOU SUB	35300 - Station Equipment	Switchgear	\$21,146.91	\$8,958.49	\$12,188.42
JCP&L Jersey Central Pwr & Lht	JCPL TRANS SUBS	MANITOU SUB	35300 - Station Equipment	Bushings	\$21,452.95	\$2,404.28	\$19,048.67
JCP&L Jersey Central Pwr & Lht	JCPL TRANS SUBS	MANITOU SUB	35300 - Station Equipment	Carrier Equipment System	\$22,227.29	\$12,265.39	\$9,961.90
JCP&L Jersey Central Pwr & Lht	JCPL TRANS SUBS	MANITOU SUB	35300 - Station Equipment	Wiring	\$22,978.51	\$9,275.12	\$13,703.39
JCP&L Jersey Central Pwr & Lht	JCPL TRANS SUBS	MANITOU SUB	35300 - Station Equipment	Structure	\$24,219.39	\$10,752.69	\$13,466.70
JCP&L Jersey Central Pwr & Lht	JCPL TRANS SUBS	MANITOU SUB	35300 - Station Equipment	Grounding System, Station	\$24,220.35	\$10,260.49	\$13,959.86
JCP&L Jersey Central Pwr & Lht	JCPL TRANS SUBS	MANITOU SUB	35300 - Station Equipment	Grounding System, Station	\$25,006.60	\$11,102.18	\$13,904.42
JCP&L Jersey Central Pwr & Lht	JCPL TRANS SUBS	MANITOU SUB	35300 - Station Equipment	Arrester, Lightning & Surge Protect	\$26,074.09	\$11,045.79	\$15,028.30
JCP&L Jersey Central Pwr & Lht	JCPL TRANS SUBS	MANITOU SUB	35300 - Station Equipment	Controls and Instrumentation	\$26,205.46	\$6,500.67	\$19,704.79
JCP&L Jersey Central Pwr & Lht	JCPL TRANS SUBS	MANITOU SUB	35300 - Station Equipment	Bus	\$27,819.95	\$3,117.84	\$24,702.11
JCP&L Jersey Central Pwr & Lht	JCPL TRANS SUBS	MANITOU SUB	35300 - Station Equipment	Capacitor Bank	\$29,263.34	\$2,889.00	\$26,374.34
JCP&L Jersey Central Pwr & Lht	JCPL TRANS SUBS	MANITOU SUB	35300 - Station Equipment	Conduit/Duct System	\$30,491.62	\$12,917.19	\$17,574.43
JCP&L Jersey Central Pwr & Lht	JCPL TRANS SUBS	MANITOU SUB	35300 - Station Equipment	Bushings	\$30,815.90	\$2,178.44	\$28,637.46
JCP&L Jersey Central Pwr & Lht	JCPL TRANS SUBS	MANITOU SUB	35300 - Station Equipment	Minor Station Equipment	\$33,233.30	\$6,135.86	\$27,097.44
JCP&L Jersey Central Pwr & Lht	JCPL TRANS SUBS	MANITOU SUB	35300 - Station Equipment	Wiring	\$33,520.88	\$14,882.27	\$18,638.61
JCP&L Jersey Central Pwr & Lht	JCPL TRANS SUBS	MANITOU SUB	35300 - Station Equipment	Switch	\$35,047.62	\$19,339.87	\$15,707.75
JCP&L Jersey Central Pwr & Lht	JCPL TRANS SUBS	MANITOU SUB	35300 - Station Equipment	Structural Steel Support	\$38,201.49	\$5,723.03	\$32,478.46
JCP&L Jersey Central Pwr & Lht	JCPL TRANS SUBS	MANITOU SUB	35300 - Station Equipment	Switch	\$38,261.72	\$19,832.81	\$18,428.91
JCP&L Jersey Central Pwr & Lht	JCPL TRANS SUBS	MANITOU SUB	35300 - Station Equipment	Interrupter Assembly	\$40,056.99	\$1,629.68	\$38,427.31
JCP&L Jersey Central Pwr & Lht	JCPL TRANS SUBS	MANITOU SUB	35300 - Station Equipment	Conduit	\$41,261.80	\$5,158.60	\$36,103.20
JCP&L Jersey Central Pwr & Lht	JCPL TRANS SUBS	MANITOU SUB	35300 - Station Equipment	Switch	\$45,180.18	\$5,648.48	\$39,531.70
JCP&L Jersey Central Pwr & Lht	JCPL TRANS SUBS	MANITOU SUB	35300 - Station Equipment	Structure	\$45,269.05	\$19,177.37	\$26,091.68
JCP&L Jersey Central Pwr & Lht	JCPL TRANS SUBS	MANITOU SUB	35300 - Station Equipment	Structure	\$45,336.03	\$25,017.18	\$20,318.85
JCP&L Jersey Central Pwr & Lht	JCPL TRANS SUBS	MANITOU SUB	35300 - Station Equipment	Circuit Breaker	\$45,766.94	\$25,254.97	\$20,511.97
JCP&L Jersey Central Pwr & Lht	JCPL TRANS SUBS	MANITOU SUB	35300 - Station Equipment	Structure	\$46,131.70	\$23,912.18	\$22,219.52
JCP&L Jersey Central Pwr & Lht	JCPL TRANS SUBS	MANITOU SUB	35300 - Station Equipment	Relays	\$49,169.65	\$1,222.26	\$47,947.39
JCP&L Jersey Central Pwr & Lht	JCPL TRANS SUBS	MANITOU SUB	35300 - Station Equipment	Cabinets/Panels/Consoles	\$51,208.08	\$7,671.57	\$43,536.51
JCP&L Jersey Central Pwr & Lht	JCPL TRANS SUBS	MANITOU SUB	35300 - Station Equipment	Cabinets/Panels/Consoles	\$57,242.87	\$7,156.58	\$50,086.29
JCP&L Jersey Central Pwr & Lht	JCPL TRANS SUBS	MANITOU SUB	35300 - Station Equipment	Switchgear	\$57,440.62	\$25,501.92	\$31,938.70
JCP&L Jersey Central Pwr & Lht	JCPL TRANS SUBS	MANITOU SUB	35300 - Station Equipment	Control Wiring	\$57,641.96	\$1,432.87	\$56,209.09
JCP&L Jersey Central Pwr & Lht	JCPL TRANS SUBS	MANITOU SUB	35300 - Station Equipment	Wiring	\$58,324.99	\$32,184.70	\$26,140.29
JCP&L Jersey Central Pwr & Lht	JCPL TRANS SUBS	MANITOU SUB	35300 - Station Equipment	Control Wiring	\$59,396.28	\$5,044.91	\$54,351.37
JCP&L Jersey Central Pwr & Lht	JCPL TRANS SUBS	MANITOU SUB	35300 - Station Equipment	Wiring	\$61,348.10	\$31,799.54	\$29,548.56
JCP&L Jersey Central Pwr & Lht	JCPL TRANS SUBS	MANITOU SUB	35300 - Station Equipment	Transformer, Potential : Each	\$64,053.40	\$3,583.73	\$60,469.67
JCP&L Jersey Central Pwr & Lht	JCPL TRANS SUBS	MANITOU SUB	35300 - Station Equipment	Structural Steel Support	\$64,546.57	\$8,069.69	\$56,476.88
JCP&L Jersey Central Pwr & Lht	JCPL TRANS SUBS	MANITOU SUB	35300 - Station Equipment	Reactor	\$66,992.79	\$565.43	\$66,427.36
JCP&L Jersey Central Pwr & Lht	JCPL TRANS SUBS	MANITOU SUB	35300 - Station Equipment	Switch	\$71,004.41	\$10,637.29	\$60,367.12
JCP&L Jersey Central Pwr & Lht	JCPL TRANS SUBS	MANITOU SUB	35300 - Station Equipment	Carrier Equipment System	\$72,869.55	\$26,561.96	\$46,307.59

Company	Major Location	Asset Location	Utility Account	Asset Retirement Unit	Book Cost	Allocated Reserve	Net Book Value
JCP&L Jersey Central Pwr & Lht	JCPL TRANS SUBS	MANITOU SUB	35300 - Station Equipment	Wiring	\$76,398.60	\$32,364.81	\$44,033.79
JCP&L Jersey Central Pwr & Lht	JCPL TRANS SUBS	MANITOU SUB	35300 - Station Equipment	RTU - SCADA	\$79,674.04	\$4,457.68	\$75,216.36
JCP&L Jersey Central Pwr & Lht	JCPL TRANS SUBS	MANITOU SUB	35300 - Station Equipment	Bus	\$80,100.25	\$10,014.23	\$70,086.02
JCP&L Jersey Central Pwr & Lht	JCPL TRANS SUBS	MANITOU SUB	35300 - Station Equipment	HVAC	\$80,542.78	\$9,026.60	\$71,516.18
JCP&L Jersey Central Pwr & Lht	JCPL TRANS SUBS	MANITOU SUB	35300 - Station Equipment	Control Wiring	\$87,268.68	\$10,910.44	\$76,358.24
JCP&L Jersey Central Pwr & Lht	JCPL TRANS SUBS	MANITOU SUB	35300 - Station Equipment	Transformer, Potential : Each	\$92,046.12	\$7,818.07	\$84,228.05
JCP&L Jersey Central Pwr & Lht	JCPL TRANS SUBS	MANITOU SUB	35300 - Station Equipment	Switch	\$93,225.97	\$41,389.54	\$51,836.43
JCP&L Jersey Central Pwr & Lht	JCPL TRANS SUBS	MANITOU SUB	35300 - Station Equipment	Non-Unitized	\$95,504.60	\$806.08	\$94,698.52
JCP&L Jersey Central Pwr & Lht	JCPL TRANS SUBS	MANITOU SUB	35300 - Station Equipment	Circuit Switcher	\$100,898.70	\$21,913.52	\$78,985.18
JCP&L Jersey Central Pwr & Lht	JCPL TRANS SUBS	MANITOU SUB	35300 - Station Equipment	Foundation	\$102,150.47	\$12,770.98	\$89,379.49
JCP&L Jersey Central Pwr & Lht	JCPL TRANS SUBS	MANITOU SUB	35300 - Station Equipment	Bus	\$109,375.26	\$4,449.84	\$104,925.42
JCP&L Jersey Central Pwr & Lht	JCPL TRANS SUBS	MANITOU SUB	35300 - Station Equipment	Switchgear	\$113,408.89	\$31,504.45	\$81,904.44
JCP&L Jersey Central Pwr & Lht	JCPL TRANS SUBS	MANITOU SUB	35300 - Station Equipment	Switch	\$124,389.43	\$52,695.21	\$71,694.22
JCP&L Jersey Central Pwr & Lht	JCPL TRANS SUBS	MANITOU SUB	35300 - Station Equipment	Relaying Equipment	\$125,026.50	\$14,011.97	\$111,014.53
JCP&L Jersey Central Pwr & Lht	JCPL TRANS SUBS	MANITOU SUB	35300 - Station Equipment	Disconnect Switch	\$125,872.82	\$27,337.49	\$98,535.33
JCP&L Jersey Central Pwr & Lht	JCPL TRANS SUBS	MANITOU SUB	35300 - Station Equipment	Wiring	\$130,702.42	\$19,580.75	\$111,121.67
JCP&L Jersey Central Pwr & Lht	JCPL TRANS SUBS	MANITOU SUB	35300 - Station Equipment	Structure	\$140,433.82	\$30,499.90	\$109,933.92
JCP&L Jersey Central Pwr & Lht	JCPL TRANS SUBS	MANITOU SUB	35300 - Station Equipment	Arrester, Lightning & Surge Protect	\$146,531.60	\$42,133.06	\$104,398.54
JCP&L Jersey Central Pwr & Lht	JCPL TRANS SUBS	MANITOU SUB	35300 - Station Equipment	Transformer, Power	\$146,747.72	\$42,195.21	\$104,552.51
JCP&L Jersey Central Pwr & Lht	JCPL TRANS SUBS	MANITOU SUB	35300 - Station Equipment	Air Break	\$149,024.18	\$18,631.19	\$130,392.99
JCP&L Jersey Central Pwr & Lht	JCPL TRANS SUBS	MANITOU SUB	35300 - Station Equipment	Controls and Instrumentation	\$152,681.43	\$43,901.35	\$108,780.08
JCP&L Jersey Central Pwr & Lht	JCPL TRANS SUBS	MANITOU SUB	35300 - Station Equipment	Switch	\$156,364.55	\$17,524.10	\$138,840.45
JCP&L Jersey Central Pwr & Lht	JCPL TRANS SUBS	MANITOU SUB	35300 - Station Equipment	Relays	\$162,792.03	\$9,108.06	\$153,683.97
JCP&L Jersey Central Pwr & Lht	JCPL TRANS SUBS	MANITOU SUB	35300 - Station Equipment	Circuit Breaker	\$182,728.11	\$27,374.81	\$155,353.30
JCP&L Jersey Central Pwr & Lht	JCPL TRANS SUBS	MANITOU SUB	35300 - Station Equipment	Grounding Conductor	\$185,379.92	\$7,542.03	\$177,837.89
JCP&L Jersey Central Pwr & Lht	JCPL TRANS SUBS	MANITOU SUB	35300 - Station Equipment	Transformer, Power	\$188,208.17	\$103,856.42	\$84,351.75
JCP&L Jersey Central Pwr & Lht	JCPL TRANS SUBS	MANITOU SUB	35300 - Station Equipment	Relays	\$203,318.69	\$17,269.18	\$186,049.51
JCP&L Jersey Central Pwr & Lht	JCPL TRANS SUBS	MANITOU SUB	35300 - Station Equipment	Switch	\$244,078.09	\$70,181.15	\$173,896.94
JCP&L Jersey Central Pwr & Lht	JCPL TRANS SUBS	MANITOU SUB	35300 - Station Equipment	Switching Equipment	\$275,238.10	\$59,777.15	\$215,460.95
JCP&L Jersey Central Pwr & Lht	JCPL TRANS SUBS	MANITOU SUB	35300 - Station Equipment	Structure	\$281,639.57	\$80,981.42	\$200,658.15
JCP&L Jersey Central Pwr & Lht	JCPL TRANS SUBS	MANITOU SUB	35300 - Station Equipment	Circuit Breaker	\$305,435.46	\$84,848.52	\$220,586.94
JCP&L Jersey Central Pwr & Lht	JCPL TRANS SUBS	MANITOU SUB	35300 - Station Equipment	Transformer, Power	\$317,955.77	\$69,054.72	\$248,901.05
JCP&L Jersey Central Pwr & Lht	JCPL TRANS SUBS	MANITOU SUB	35300 - Station Equipment	Wiring	\$364,766.36	\$104,883.34	\$259,883.02
JCP&L Jersey Central Pwr & Lht	JCPL TRANS SUBS	MANITOU SUB	35300 - Station Equipment	Transformer, Station Service : Each	\$381,310.86	\$94,590.14	\$286,720.72
JCP&L Jersey Central Pwr & Lht	JCPL TRANS SUBS	MANITOU SUB	35300 - Station Equipment	Circuit Breaker	\$436,970.87	\$54,630.65	\$382,340.22
JCP&L Jersey Central Pwr & Lht	JCPL TRANS SUBS	MANITOU SUB	35300 - Station Equipment	Circuit Breaker	\$457,979.23	\$99,465.48	\$358,513.75
JCP&L Jersey Central Pwr & Lht	JCPL TRANS SUBS	MANITOU SUB	35300 - Station Equipment	Transformer, Power	\$463,498.04	\$39,367.90	\$424,130.14
JCP&L Jersey Central Pwr & Lht	JCPL TRANS SUBS	MANITOU SUB	35300 - Station Equipment	Circuit Switcher	\$539,250.09	\$67,417.73	\$471,832.36
JCP&L Jersey Central Pwr & Lht	JCPL TRANS SUBS	MANITOU SUB	35300 - Station Equipment	Capacitor Bank	\$555,643.35	\$69,467.23	\$486,176.12
JCP&L Jersey Central Pwr & Lht	JCPL TRANS SUBS	MANITOU SUB	35300 - Station Equipment	Carrier Equipment System	\$621,983.81	\$178,842.53	\$443,141.28
JCP&L Jersey Central Pwr & Lht	JCPL TRANS SUBS	MANITOU SUB	35300 - Station Equipment	Circuit Breaker	\$634,464.32	\$157,388.83	\$477,075.49
JCP&L Jersey Central Pwr & Lht	JCPL TRANS SUBS	MANITOU SUB	35300 - Station Equipment	Circuit Breaker	\$759,260.38	\$225,663.34	\$533,597.04
JCP&L Jersey Central Pwr & Lht	JCPL TRANS SUBS	MANITOU SUB	35300 - Station Equipment	Switchgear	\$879,015.38	\$252,748.27	\$626,267.11
JCP&L Jersey Central Pwr & Lht	JCPL TRANS SUBS	MANITOU SUB	35300 - Station Equipment	Transformer, Power	\$965,506.88	\$188,951.83	\$776,555.05
JCP&L Jersey Central Pwr & Lht	JCPL TRANS SUBS	MANITOU SUB	35300 - Station Equipment	Transformer, Power	\$1,070,011.09	\$286,745.59	\$783,265.50
JCP&L Jersey Central Pwr & Lht	JCPL TRANS SUBS	MANITOU SUB	35300 - Station Equipment	Minor Station Equipment	\$1,219,699.94	\$264,898.58	\$954,801.36
MANITOU SUB Total					\$16,719,576.98	\$3,904,425.59	\$12,815,151.39
JCP&L Jersey Central Pwr & Lht	CEI TRANS SUBS	MAYFIELD	35300 - Station Equipment	Non-Unitized	\$196,452.61	\$1,658.11	\$194,794.50
MAYFIELD Total					\$196,452.61	\$1,658.11	\$194,794.50
JCP&L Jersey Central Pwr & Lht	JCPL CUST SUBS	MCGRAW HILL SUB	35300 - Station Equipment	Cabinets/Panels/Consoles	(\$16,701.99)	(\$1,871.82)	(\$14,830.17)
JCP&L Jersey Central Pwr & Lht	JCPL CUST SUBS	MCGRAW HILL SUB	35300 - Station Equipment	Switch	(\$10,470.44)	(\$1,173.44)	(\$9,297.00)
JCP&L Jersey Central Pwr & Lht	JCPL CUST SUBS	MCGRAW HILL SUB	35300 - Station Equipment	Relays	(\$3,148.11)	(\$352.82)	(\$2,795.29)
MCGRAW HILL SUB Total					(\$30,320.54)	(\$3,398.08)	(\$26,922.46)
JCP&L Jersey Central Pwr & Lht	JCPL CUST SUBS	MCGUIRE AIR FORCE SUB	35300 - Station Equipment	Non-Unitized	(\$4,112.81)	(\$230.11)	(\$3,882.70)
JCP&L Jersey Central Pwr & Lht	JCPL CUST SUBS	MCGUIRE AIR FORCE SUB	35300 - Station Equipment	Non-Unitized	(\$4.53)	(\$0.19)	(\$4.34)
JCP&L Jersey Central Pwr & Lht	JCPL CUST SUBS	MCGUIRE AIR FORCE SUB	35300 - Station Equipment	Non-Unitized	\$2.29	\$0.02	\$2.27
JCP&L Jersey Central Pwr & Lht	JCPL CUST SUBS	MCGUIRE AIR FORCE SUB	35300 - Station Equipment	Non-Unitized	\$715.47	\$17.79	\$697.68
JCP&L Jersey Central Pwr & Lht	JCPL CUST SUBS	MCGUIRE AIR FORCE SUB	35300 - Station Equipment	Cable, Wiring	\$8,550.16	\$958.24	\$7,591.92

Company	Major Location	Asset Location	Utility Account	Asset Retirement Unit	Book Cost	Allocated Reserve	Net Book Value
JCP&L Jersey Central Pwr & Lht	JCPL CUST SUBS	MCGUIRE AIR FORCE SUB	35300 - Station Equipment	Switching Equipment	\$14,364.31	\$1,609.84	\$12,754.47
JCP&L Jersey Central Pwr & Lht	JCPL CUST SUBS	MCGUIRE AIR FORCE SUB	35300 - Station Equipment	Controls and Instrumentation	\$26,077.70	\$2,922.58	\$23,155.12
JCP&L Jersey Central Pwr & Lht	JCPL CUST SUBS	MCGUIRE AIR FORCE SUB	35300 - Station Equipment	Relays	\$54,589.63	\$6,117.97	\$48,471.66
JCP&L Jersey Central Pwr & Lht	JCPL CUST SUBS	MCGUIRE AIR FORCE SUB	35300 - Station Equipment	RTU - SCADA	\$79,674.04	\$4,457.68	\$75,216.36
		MCGUIRE AIR FORCE SUB Total			\$179,856.26	\$15,853.82	\$164,002.44
JCP&L Jersey Central Pwr & Lht	JCPL DIST SUBS	MENDHAM SUB	35300 - Station Equipment	Non-Unitized	\$56,647.29	\$2,304.65	\$54,342.64
		MENDHAM SUB Total			\$56,647.29	\$2,304.65	\$54,342.64
JCP&L Jersey Central Pwr & Lht	JCPL TRANS SUBS	MIDDLESEX SWITCH POINT SUB	35300 - Station Equipment	Non-Unitized	(\$4,112.81)	(\$230.11)	(\$3,882.70)
JCP&L Jersey Central Pwr & Lht	JCPL TRANS SUBS	MIDDLESEX SWITCH POINT SUB	35300 - Station Equipment	Battery System	\$50.00	\$25.91	\$24.09
JCP&L Jersey Central Pwr & Lht	JCPL TRANS SUBS	MIDDLESEX SWITCH POINT SUB	35300 - Station Equipment	Fire Protection System for Equipmnt	\$251.87	\$111.82	\$140.05
JCP&L Jersey Central Pwr & Lht	JCPL TRANS SUBS	MIDDLESEX SWITCH POINT SUB	35300 - Station Equipment	Non-Unitized	\$338.25	\$13.76	\$324.49
JCP&L Jersey Central Pwr & Lht	JCPL TRANS SUBS	MIDDLESEX SWITCH POINT SUB	35300 - Station Equipment	Switchgear	\$432.81	\$224.34	\$208.47
JCP&L Jersey Central Pwr & Lht	JCPL TRANS SUBS	MIDDLESEX SWITCH POINT SUB	35300 - Station Equipment	Non-Unitized	\$715.47	\$17.79	\$697.68
JCP&L Jersey Central Pwr & Lht	JCPL TRANS SUBS	MIDDLESEX SWITCH POINT SUB	35300 - Station Equipment	Non-Unitized	\$792.97	\$6.70	\$786.27
JCP&L Jersey Central Pwr & Lht	JCPL TRANS SUBS	MIDDLESEX SWITCH POINT SUB	35300 - Station Equipment	Minor Station Equipment	\$1,571.41	\$814.53	\$756.88
JCP&L Jersey Central Pwr & Lht	JCPL TRANS SUBS	MIDDLESEX SWITCH POINT SUB	35300 - Station Equipment	Controls and Instrumentation	\$3,024.84	\$1,567.91	\$1,456.93
JCP&L Jersey Central Pwr & Lht	JCPL TRANS SUBS	MIDDLESEX SWITCH POINT SUB	35300 - Station Equipment	Conduit/Duct System	\$3,649.90	\$1,891.91	\$1,757.99
JCP&L Jersey Central Pwr & Lht	JCPL TRANS SUBS	MIDDLESEX SWITCH POINT SUB	35300 - Station Equipment	Controls and Instrumentation	\$3,939.13	\$1,359.94	\$2,579.19
JCP&L Jersey Central Pwr & Lht	JCPL TRANS SUBS	MIDDLESEX SWITCH POINT SUB	35300 - Station Equipment	Grounding System, Station	\$6,267.76	\$3,248.87	\$3,018.89
JCP&L Jersey Central Pwr & Lht	JCPL TRANS SUBS	MIDDLESEX SWITCH POINT SUB	35300 - Station Equipment	Battery System	\$7,426.82	\$2,063.14	\$5,363.68
JCP&L Jersey Central Pwr & Lht	JCPL TRANS SUBS	MIDDLESEX SWITCH POINT SUB	35300 - Station Equipment	Arrester, Lightning & Surge Protect	\$11,672.51	\$6,050.40	\$5,622.11
JCP&L Jersey Central Pwr & Lht	JCPL TRANS SUBS	MIDDLESEX SWITCH POINT SUB	35300 - Station Equipment	Battery Charger	\$12,626.49	\$706.44	\$11,920.05
JCP&L Jersey Central Pwr & Lht	JCPL TRANS SUBS	MIDDLESEX SWITCH POINT SUB	35300 - Station Equipment	Wiring	\$17,689.01	\$9,169.03	\$8,519.98
JCP&L Jersey Central Pwr & Lht	JCPL TRANS SUBS	MIDDLESEX SWITCH POINT SUB	35300 - Station Equipment	Structure	\$53,735.18	\$27,853.41	\$25,881.77
JCP&L Jersey Central Pwr & Lht	JCPL TRANS SUBS	MIDDLESEX SWITCH POINT SUB	35300 - Station Equipment	Switch	\$70,765.96	\$36,681.25	\$34,084.71
JCP&L Jersey Central Pwr & Lht	JCPL TRANS SUBS	MIDDLESEX SWITCH POINT SUB	35300 - Station Equipment	RTU - SCADA	\$79,674.04	\$4,457.68	\$75,216.36
		MIDDLESEX SWITCH POINT SUB Total			\$270,511.61	\$96,034.72	\$174,476.89
JCP&L Jersey Central Pwr & Lht	JCPL DIST SUBS	MONROE SUB	35300 - Station Equipment	Grounding System, Station	\$1,805.36	\$219.84	\$1,585.52
JCP&L Jersey Central Pwr & Lht	JCPL DIST SUBS	MONROE SUB	35300 - Station Equipment	Structural Steel Support	\$2,399.68	\$292.21	\$2,107.47
JCP&L Jersey Central Pwr & Lht	JCPL DIST SUBS	MONROE SUB	35300 - Station Equipment	Bus	\$2,715.81	\$330.71	\$2,385.10
JCP&L Jersey Central Pwr & Lht	JCPL DIST SUBS	MONROE SUB	35300 - Station Equipment	Conduit	\$3,022.72	\$368.09	\$2,654.63
JCP&L Jersey Central Pwr & Lht	JCPL DIST SUBS	MONROE SUB	35300 - Station Equipment	Transformer, Current : Each	\$4,138.27	\$503.93	\$3,634.34
JCP&L Jersey Central Pwr & Lht	JCPL DIST SUBS	MONROE SUB	35300 - Station Equipment	Relays	\$6,810.27	\$474.02	\$6,336.25
JCP&L Jersey Central Pwr & Lht	JCPL DIST SUBS	MONROE SUB	35300 - Station Equipment	Control Wiring	\$13,333.69	\$1,623.66	\$11,710.03
JCP&L Jersey Central Pwr & Lht	JCPL DIST SUBS	MONROE SUB	35300 - Station Equipment	Circuit Switcher	\$102,200.69	\$12,445.12	\$89,755.57
		MONROE SUB Total			\$136,426.49	\$16,257.58	\$120,168.91
JCP&L Jersey Central Pwr & Lht	JCPL TRANS SUBS	MONTVILLE SUB	35300 - Station Equipment	Non-Unitized	(\$942.69)	(\$80.07)	(\$862.62)
JCP&L Jersey Central Pwr & Lht	JCPL TRANS SUBS	MONTVILLE SUB	35300 - Station Equipment	Coupling Capacitor	(\$631.39)	(\$78.94)	(\$552.45)
JCP&L Jersey Central Pwr & Lht	JCPL TRANS SUBS	MONTVILLE SUB	35300 - Station Equipment	Minor Station Equipment	\$137.32	\$71.18	\$66.14
JCP&L Jersey Central Pwr & Lht	JCPL TRANS SUBS	MONTVILLE SUB	35300 - Station Equipment	Non-Unitized	\$138.14	\$13.64	\$124.50
JCP&L Jersey Central Pwr & Lht	JCPL TRANS SUBS	MONTVILLE SUB	35300 - Station Equipment	Conduit/Duct System	\$181.85	\$55.80	\$126.05
JCP&L Jersey Central Pwr & Lht	JCPL TRANS SUBS	MONTVILLE SUB	35300 - Station Equipment	Wiring	\$191.40	\$58.73	\$132.67
JCP&L Jersey Central Pwr & Lht	JCPL TRANS SUBS	MONTVILLE SUB	35300 - Station Equipment	Grounding System, Station	\$235.91	\$117.14	\$118.77
JCP&L Jersey Central Pwr & Lht	JCPL TRANS SUBS	MONTVILLE SUB	35300 - Station Equipment	Grounding System, Station	\$248.56	\$118.12	\$130.44
JCP&L Jersey Central Pwr & Lht	JCPL TRANS SUBS	MONTVILLE SUB	35300 - Station Equipment	Conduit/Duct System	\$309.89	\$98.07	\$211.82
JCP&L Jersey Central Pwr & Lht	JCPL TRANS SUBS	MONTVILLE SUB	35300 - Station Equipment	Fire Protection System for Equipmnt	\$345.92	\$153.58	\$192.34
JCP&L Jersey Central Pwr & Lht	JCPL TRANS SUBS	MONTVILLE SUB	35300 - Station Equipment	Minor Station Equipment	\$413.93	\$205.55	\$208.38
JCP&L Jersey Central Pwr & Lht	JCPL TRANS SUBS	MONTVILLE SUB	35300 - Station Equipment	Ground	\$501.39	\$62.68	\$438.71
JCP&L Jersey Central Pwr & Lht	JCPL TRANS SUBS	MONTVILLE SUB	35300 - Station Equipment	Non-Unitized	\$539.55	\$21.95	\$517.60
JCP&L Jersey Central Pwr & Lht	JCPL TRANS SUBS	MONTVILLE SUB	35300 - Station Equipment	Arrester, Lightning & Surge Protect	\$593.62	\$294.77	\$298.85
JCP&L Jersey Central Pwr & Lht	JCPL TRANS SUBS	MONTVILLE SUB	35300 - Station Equipment	Coupling Capacitor	\$631.39	\$70.76	\$560.63
JCP&L Jersey Central Pwr & Lht	JCPL TRANS SUBS	MONTVILLE SUB	35300 - Station Equipment	Foundation - Equipment	\$636.71	\$316.17	\$320.54
JCP&L Jersey Central Pwr & Lht	JCPL TRANS SUBS	MONTVILLE SUB	35300 - Station Equipment	Fire Protection System for Equipmnt	\$669.96	\$304.35	\$365.61
JCP&L Jersey Central Pwr & Lht	JCPL TRANS SUBS	MONTVILLE SUB	35300 - Station Equipment	Conduit/Duct System	\$685.23	\$325.63	\$359.60
JCP&L Jersey Central Pwr & Lht	JCPL TRANS SUBS	MONTVILLE SUB	35300 - Station Equipment	Capacitor Bank	\$694.52	\$344.88	\$349.64
JCP&L Jersey Central Pwr & Lht	JCPL TRANS SUBS	MONTVILLE SUB	35300 - Station Equipment	Carrier Equipment System	\$835.27	\$432.96	\$402.31
JCP&L Jersey Central Pwr & Lht	JCPL TRANS SUBS	MONTVILLE SUB	35300 - Station Equipment	Controls and Instrumentation	\$1,093.99	\$519.88	\$574.11
JCP&L Jersey Central Pwr & Lht	JCPL TRANS SUBS	MONTVILLE SUB	35300 - Station Equipment	Structure	\$1,275.37	\$633.30	\$642.07

Company	Major Location	Asset Location	Utility Account	Asset Retirement Unit	Book Cost	Allocated Reserve	Net Book Value
JCP&L Jersey Central Pwr & Lht	JCPL TRANS SUBS	MONTVILLE SUB	35300 - Station Equipment	Battery System	\$1,340.80	\$724.78	\$616.02
JCP&L Jersey Central Pwr & Lht	JCPL TRANS SUBS	MONTVILLE SUB	35300 - Station Equipment	Conduit/Duct System	\$1,721.95	\$892.56	\$829.39
JCP&L Jersey Central Pwr & Lht	JCPL TRANS SUBS	MONTVILLE SUB	35300 - Station Equipment	Structure	\$1,776.24	\$1,167.15	\$609.09
JCP&L Jersey Central Pwr & Lht	JCPL TRANS SUBS	MONTVILLE SUB	35300 - Station Equipment	Conduit/Duct System	\$1,896.42	\$237.09	\$1,659.33
JCP&L Jersey Central Pwr & Lht	JCPL TRANS SUBS	MONTVILLE SUB	35300 - Station Equipment	Transformer, Power	\$1,951.84	\$580.11	\$1,371.73
JCP&L Jersey Central Pwr & Lht	JCPL TRANS SUBS	MONTVILLE SUB	35300 - Station Equipment	Fuse Equipment	\$2,006.26	\$1,084.49	\$921.77
JCP&L Jersey Central Pwr & Lht	JCPL TRANS SUBS	MONTVILLE SUB	35300 - Station Equipment	Wiring	\$2,017.96	\$277.65	\$1,740.31
JCP&L Jersey Central Pwr & Lht	JCPL TRANS SUBS	MONTVILLE SUB	35300 - Station Equipment	Switch	\$2,287.44	\$1,087.02	\$1,200.42
JCP&L Jersey Central Pwr & Lht	JCPL TRANS SUBS	MONTVILLE SUB	35300 - Station Equipment	Controls and Instrumentation	\$2,293.59	\$703.79	\$1,589.80
JCP&L Jersey Central Pwr & Lht	JCPL TRANS SUBS	MONTVILLE SUB	35300 - Station Equipment	Foundation - Equipment	\$2,306.75	\$1,195.70	\$1,111.05
JCP&L Jersey Central Pwr & Lht	JCPL TRANS SUBS	MONTVILLE SUB	35300 - Station Equipment	Conduit/Duct System	\$2,339.01	\$1,161.47	\$1,177.54
JCP&L Jersey Central Pwr & Lht	JCPL TRANS SUBS	MONTVILLE SUB	35300 - Station Equipment	Circuit Breaker	\$2,385.92	\$267.40	\$2,118.52
JCP&L Jersey Central Pwr & Lht	JCPL TRANS SUBS	MONTVILLE SUB	35300 - Station Equipment	Control Wiring	\$2,427.88	\$363.72	\$2,064.16
JCP&L Jersey Central Pwr & Lht	JCPL TRANS SUBS	MONTVILLE SUB	35300 - Station Equipment	Switchgear	\$2,500.00	\$1,323.51	\$1,176.49
JCP&L Jersey Central Pwr & Lht	JCPL TRANS SUBS	MONTVILLE SUB	35300 - Station Equipment	Arrester, Lightning & Surge Protect	\$2,735.41	\$1,417.89	\$1,317.52
JCP&L Jersey Central Pwr & Lht	JCPL TRANS SUBS	MONTVILLE SUB	35300 - Station Equipment	Carrier Equipment System	\$2,804.06	\$667.14	\$2,136.92
JCP&L Jersey Central Pwr & Lht	JCPL TRANS SUBS	MONTVILLE SUB	35300 - Station Equipment	Wood Pole	\$2,808.08	\$1,517.91	\$1,290.17
JCP&L Jersey Central Pwr & Lht	JCPL TRANS SUBS	MONTVILLE SUB	35300 - Station Equipment	Foundation - Equipment	\$3,025.75	\$1,437.88	\$1,587.87
JCP&L Jersey Central Pwr & Lht	JCPL TRANS SUBS	MONTVILLE SUB	35300 - Station Equipment	Wood Pole	\$3,269.06	\$1,034.52	\$2,234.54
JCP&L Jersey Central Pwr & Lht	JCPL TRANS SUBS	MONTVILLE SUB	35300 - Station Equipment	Controls and Instrumentation	\$3,328.36	\$1,652.75	\$1,675.61
JCP&L Jersey Central Pwr & Lht	JCPL TRANS SUBS	MONTVILLE SUB	35300 - Station Equipment	Wiring	\$3,721.48	\$1,847.96	\$1,873.52
JCP&L Jersey Central Pwr & Lht	JCPL TRANS SUBS	MONTVILLE SUB	35300 - Station Equipment	Switch	\$3,773.87	\$565.37	\$3,208.50
JCP&L Jersey Central Pwr & Lht	JCPL TRANS SUBS	MONTVILLE SUB	35300 - Station Equipment	Arrester, Lightning & Surge Protect	\$3,834.53	\$1,139.68	\$2,694.85
JCP&L Jersey Central Pwr & Lht	JCPL TRANS SUBS	MONTVILLE SUB	35300 - Station Equipment	Fuse Equipment	\$3,872.86	\$1,923.12	\$1,949.74
JCP&L Jersey Central Pwr & Lht	JCPL TRANS SUBS	MONTVILLE SUB	35300 - Station Equipment	Controls and Instrumentation	\$3,997.36	\$1,815.93	\$2,181.43
JCP&L Jersey Central Pwr & Lht	JCPL TRANS SUBS	MONTVILLE SUB	35300 - Station Equipment	Capacitor Bank	\$4,175.80	\$467.99	\$3,707.81
JCP&L Jersey Central Pwr & Lht	JCPL TRANS SUBS	MONTVILLE SUB	35300 - Station Equipment	Switchgear	\$4,356.75	\$2,258.30	\$2,098.45
JCP&L Jersey Central Pwr & Lht	JCPL TRANS SUBS	MONTVILLE SUB	35300 - Station Equipment	Minor Station Equipment	\$4,413.43	\$2,385.70	\$2,027.73
JCP&L Jersey Central Pwr & Lht	JCPL TRANS SUBS	MONTVILLE SUB	35300 - Station Equipment	Grounding System, Station	\$4,480.35	\$1,417.84	\$3,062.51
JCP&L Jersey Central Pwr & Lht	JCPL TRANS SUBS	MONTVILLE SUB	35300 - Station Equipment	Switch	\$4,530.66	\$1,520.68	\$3,009.98
JCP&L Jersey Central Pwr & Lht	JCPL TRANS SUBS	MONTVILLE SUB	35300 - Station Equipment	Steel Pole Fully Dressed	\$4,608.79	\$690.45	\$3,918.34
JCP&L Jersey Central Pwr & Lht	JCPL TRANS SUBS	MONTVILLE SUB	35300 - Station Equipment	Controls and Instrumentation	\$4,633.48	\$2,401.74	\$2,231.74
JCP&L Jersey Central Pwr & Lht	JCPL TRANS SUBS	MONTVILLE SUB	35300 - Station Equipment	Line Wave Trap	\$4,730.40	\$650.86	\$4,079.54
JCP&L Jersey Central Pwr & Lht	JCPL TRANS SUBS	MONTVILLE SUB	35300 - Station Equipment	Wiring	\$4,739.90	\$2,252.46	\$2,487.44
JCP&L Jersey Central Pwr & Lht	JCPL TRANS SUBS	MONTVILLE SUB	35300 - Station Equipment	Structure	\$4,847.96	\$2,303.81	\$2,544.15
JCP&L Jersey Central Pwr & Lht	JCPL TRANS SUBS	MONTVILLE SUB	35300 - Station Equipment	Foundation	\$5,050.45	\$694.89	\$4,355.56
JCP&L Jersey Central Pwr & Lht	JCPL TRANS SUBS	MONTVILLE SUB	35300 - Station Equipment	Structure	\$5,161.76	\$1,583.89	\$3,577.87
JCP&L Jersey Central Pwr & Lht	JCPL TRANS SUBS	MONTVILLE SUB	35300 - Station Equipment	Transformer, Instrument	\$5,647.71	\$2,804.45	\$2,843.26
JCP&L Jersey Central Pwr & Lht	JCPL TRANS SUBS	MONTVILLE SUB	35300 - Station Equipment	Wiring	\$6,514.95	\$2,061.72	\$4,453.23
JCP&L Jersey Central Pwr & Lht	JCPL TRANS SUBS	MONTVILLE SUB	35300 - Station Equipment	Cabinets/Panels/Consoles	\$6,571.02	\$821.51	\$5,749.51
JCP&L Jersey Central Pwr & Lht	JCPL TRANS SUBS	MONTVILLE SUB	35300 - Station Equipment	Minor Station Equipment	\$6,642.50	\$2,102.08	\$4,540.42
JCP&L Jersey Central Pwr & Lht	JCPL TRANS SUBS	MONTVILLE SUB	35300 - Station Equipment	Switchgear	\$7,273.89	\$3,611.95	\$3,661.94
JCP&L Jersey Central Pwr & Lht	JCPL TRANS SUBS	MONTVILLE SUB	35300 - Station Equipment	Ground	\$7,446.74	\$1,024.60	\$6,422.14
JCP&L Jersey Central Pwr & Lht	JCPL TRANS SUBS	MONTVILLE SUB	35300 - Station Equipment	Grounding System, Station	\$7,506.88	\$2,231.15	\$5,275.73
JCP&L Jersey Central Pwr & Lht	JCPL TRANS SUBS	MONTVILLE SUB	35300 - Station Equipment	Control Wiring	\$7,608.20	\$751.11	\$6,857.09
JCP&L Jersey Central Pwr & Lht	JCPL TRANS SUBS	MONTVILLE SUB	35300 - Station Equipment	Non-Unitized	\$7,751.22	\$65.42	\$7,685.80
JCP&L Jersey Central Pwr & Lht	JCPL TRANS SUBS	MONTVILLE SUB	35300 - Station Equipment	Arrester, Lightning & Surge Protect	\$7,806.49	\$1,169.50	\$6,636.99
JCP&L Jersey Central Pwr & Lht	JCPL TRANS SUBS	MONTVILLE SUB	35300 - Station Equipment	Wiring	\$7,827.77	\$2,326.53	\$5,501.24
JCP&L Jersey Central Pwr & Lht	JCPL TRANS SUBS	MONTVILLE SUB	35300 - Station Equipment	Grounding System, Station	\$7,930.93	\$4,110.96	\$3,819.97
JCP&L Jersey Central Pwr & Lht	JCPL TRANS SUBS	MONTVILLE SUB	35300 - Station Equipment	Fuse Equipment	\$7,963.28	\$2,443.55	\$5,519.73
JCP&L Jersey Central Pwr & Lht	JCPL TRANS SUBS	MONTVILLE SUB	35300 - Station Equipment	Circuit Breaker	\$8,627.50	\$5,057.26	\$3,570.24
JCP&L Jersey Central Pwr & Lht	JCPL TRANS SUBS	MONTVILLE SUB	35300 - Station Equipment	Conduit/Duct System	\$9,089.18	\$2,701.44	\$6,387.74
JCP&L Jersey Central Pwr & Lht	JCPL TRANS SUBS	MONTVILLE SUB	35300 - Station Equipment	Structural Steel Support	\$9,857.88	\$1,356.35	\$8,501.53
JCP&L Jersey Central Pwr & Lht	JCPL TRANS SUBS	MONTVILLE SUB	35300 - Station Equipment	Relays	\$9,903.17	\$977.68	\$8,925.49
JCP&L Jersey Central Pwr & Lht	JCPL TRANS SUBS	MONTVILLE SUB	35300 - Station Equipment	Battery System	\$10,456.38	\$2,904.74	\$7,551.64
JCP&L Jersey Central Pwr & Lht	JCPL TRANS SUBS	MONTVILLE SUB	35300 - Station Equipment	Switch	\$10,738.28	\$5,332.24	\$5,406.04
JCP&L Jersey Central Pwr & Lht	JCPL TRANS SUBS	MONTVILLE SUB	35300 - Station Equipment	Transformer, Instrument	\$11,554.63	\$6,245.90	\$5,308.73
JCP&L Jersey Central Pwr & Lht	JCPL TRANS SUBS	MONTVILLE SUB	35300 - Station Equipment	Transformer, Power	\$11,721.98	\$6,336.36	\$5,385.62

Company	Major Location	Asset Location	Utility Account	Asset Retirement Unit	Book Cost	Allocated Reserve	Net Book Value
JCP&L Jersey Central Pwr & Lht	JCPL TRANS SUBS	MONTVILLE SUB	35300 - Station Equipment	Circuit Breaker	\$11,889.78	\$5,904.04	\$5,985.74
JCP&L Jersey Central Pwr & Lht	JCPL TRANS SUBS	MONTVILLE SUB	35300 - Station Equipment	Control Wiring	\$11,900.86	\$1,637.43	\$10,263.43
JCP&L Jersey Central Pwr & Lht	JCPL TRANS SUBS	MONTVILLE SUB	35300 - Station Equipment	Transformer, Instrument	\$14,333.85	\$4,398.36	\$9,935.49
JCP&L Jersey Central Pwr & Lht	JCPL TRANS SUBS	MONTVILLE SUB	35300 - Station Equipment	Coupling Capacitor	\$15,046.82	\$2,070.29	\$12,976.53
JCP&L Jersey Central Pwr & Lht	JCPL TRANS SUBS	MONTVILLE SUB	35300 - Station Equipment	Controls and Instrumentation	\$15,557.18	\$8,409.50	\$7,147.68
JCP&L Jersey Central Pwr & Lht	JCPL TRANS SUBS	MONTVILLE SUB	35300 - Station Equipment	Structure	\$15,654.86	\$8,114.63	\$7,540.23
JCP&L Jersey Central Pwr & Lht	JCPL TRANS SUBS	MONTVILLE SUB	35300 - Station Equipment	Cable, Wiring	\$15,733.41	\$2,357.05	\$13,376.36
JCP&L Jersey Central Pwr & Lht	JCPL TRANS SUBS	MONTVILLE SUB	35300 - Station Equipment	Controls and Instrumentation	\$16,371.27	\$4,865.78	\$11,505.49
JCP&L Jersey Central Pwr & Lht	JCPL TRANS SUBS	MONTVILLE SUB	35300 - Station Equipment	Foundation - Equipment	\$16,704.79	\$9,029.84	\$7,674.95
JCP&L Jersey Central Pwr & Lht	JCPL TRANS SUBS	MONTVILLE SUB	35300 - Station Equipment	Cable, Wiring	\$18,134.25	\$737.78	\$17,396.47
JCP&L Jersey Central Pwr & Lht	JCPL TRANS SUBS	MONTVILLE SUB	35300 - Station Equipment	Controls and Instrumentation	\$18,792.12	\$5,946.94	\$12,845.18
JCP&L Jersey Central Pwr & Lht	JCPL TRANS SUBS	MONTVILLE SUB	35300 - Station Equipment	Switchgear	\$18,938.72	\$5,993.34	\$12,945.38
JCP&L Jersey Central Pwr & Lht	JCPL TRANS SUBS	MONTVILLE SUB	35300 - Station Equipment	Conduit	\$20,329.93	\$2,797.18	\$17,532.75
JCP&L Jersey Central Pwr & Lht	JCPL TRANS SUBS	MONTVILLE SUB	35300 - Station Equipment	Grounding System, Station	\$23,176.38	\$12,528.08	\$10,648.30
JCP&L Jersey Central Pwr & Lht	JCPL TRANS SUBS	MONTVILLE SUB	35300 - Station Equipment	Wiring	\$24,806.32	\$12,858.25	\$11,948.07
JCP&L Jersey Central Pwr & Lht	JCPL TRANS SUBS	MONTVILLE SUB	35300 - Station Equipment	Conduit/Duct System	\$30,355.90	\$16,409.01	\$13,946.89
JCP&L Jersey Central Pwr & Lht	JCPL TRANS SUBS	MONTVILLE SUB	35300 - Station Equipment	Cable, Wiring	\$30,504.20	\$4,197.06	\$26,307.14
JCP&L Jersey Central Pwr & Lht	JCPL TRANS SUBS	MONTVILLE SUB	35300 - Station Equipment	Switch	\$35,300.56	\$10,832.04	\$24,468.52
JCP&L Jersey Central Pwr & Lht	JCPL TRANS SUBS	MONTVILLE SUB	35300 - Station Equipment	Carrier Equipment System	\$38,807.31	\$12,280.93	\$26,526.38
JCP&L Jersey Central Pwr & Lht	JCPL TRANS SUBS	MONTVILLE SUB	35300 - Station Equipment	Transformer, Station Service : Each	\$41,741.68	\$6,253.39	\$35,488.29
JCP&L Jersey Central Pwr & Lht	JCPL TRANS SUBS	MONTVILLE SUB	35300 - Station Equipment	Foundation - Equipment	\$43,020.32	\$6,444.94	\$36,575.38
JCP&L Jersey Central Pwr & Lht	JCPL TRANS SUBS	MONTVILLE SUB	35300 - Station Equipment	Circuit Breaker	\$46,677.15	\$24,194.91	\$22,482.24
JCP&L Jersey Central Pwr & Lht	JCPL TRANS SUBS	MONTVILLE SUB	35300 - Station Equipment	Switch	\$46,792.84	\$13,907.52	\$32,885.32
JCP&L Jersey Central Pwr & Lht	JCPL TRANS SUBS	MONTVILLE SUB	35300 - Station Equipment	Carrier Equipment System	\$47,009.90	\$25,411.39	\$21,598.51
JCP&L Jersey Central Pwr & Lht	JCPL TRANS SUBS	MONTVILLE SUB	35300 - Station Equipment	Capacitor Bank	\$48,054.41	\$14,745.58	\$33,308.83
JCP&L Jersey Central Pwr & Lht	JCPL TRANS SUBS	MONTVILLE SUB	35300 - Station Equipment	Grounding System, Station	\$48,987.54	\$6,124.48	\$42,863.06
JCP&L Jersey Central Pwr & Lht	JCPL TRANS SUBS	MONTVILLE SUB	35300 - Station Equipment	VT 34.5KV	\$51,876.37	\$6,485.65	\$45,390.72
JCP&L Jersey Central Pwr & Lht	JCPL TRANS SUBS	MONTVILLE SUB	35300 - Station Equipment	Arrester, Lightning & Surge Protect	\$52,214.72	\$16,523.83	\$35,690.89
JCP&L Jersey Central Pwr & Lht	JCPL TRANS SUBS	MONTVILLE SUB	35300 - Station Equipment	Bus	\$52,256.79	\$7,189.99	\$45,066.80
JCP&L Jersey Central Pwr & Lht	JCPL TRANS SUBS	MONTVILLE SUB	35300 - Station Equipment	Wiring	\$56,371.86	\$7,047.68	\$49,324.18
JCP&L Jersey Central Pwr & Lht	JCPL TRANS SUBS	MONTVILLE SUB	35300 - Station Equipment	Bus	\$57,757.97	\$8,652.82	\$49,105.15
JCP&L Jersey Central Pwr & Lht	JCPL TRANS SUBS	MONTVILLE SUB	35300 - Station Equipment	Relays	\$59,795.91	\$8,227.29	\$51,568.62
JCP&L Jersey Central Pwr & Lht	JCPL TRANS SUBS	MONTVILLE SUB	35300 - Station Equipment	Capacitor Bank	\$61,606.01	\$6,081.99	\$55,524.02
JCP&L Jersey Central Pwr & Lht	JCPL TRANS SUBS	MONTVILLE SUB	35300 - Station Equipment	Minor Station Equipment	\$65,474.68	\$19,460.04	\$46,014.64
JCP&L Jersey Central Pwr & Lht	JCPL TRANS SUBS	MONTVILLE SUB	35300 - Station Equipment	RTU - SCADA	\$68,389.80	\$8,550.18	\$59,839.62
JCP&L Jersey Central Pwr & Lht	JCPL TRANS SUBS	MONTVILLE SUB	35300 - Station Equipment	RTU - SCADA	\$69,129.16	\$9,511.45	\$59,617.71
JCP&L Jersey Central Pwr & Lht	JCPL TRANS SUBS	MONTVILLE SUB	35300 - Station Equipment	Foundation - Equipment	\$69,238.90	\$9,526.55	\$59,712.35
JCP&L Jersey Central Pwr & Lht	JCPL TRANS SUBS	MONTVILLE SUB	35300 - Station Equipment	Switch	\$70,489.77	\$36,538.08	\$33,951.69
JCP&L Jersey Central Pwr & Lht	JCPL TRANS SUBS	MONTVILLE SUB	35300 - Station Equipment	Microwave System	\$70,947.68	\$21,086.69	\$49,860.99
JCP&L Jersey Central Pwr & Lht	JCPL TRANS SUBS	MONTVILLE SUB	35300 - Station Equipment	Bus-Insulators	\$71,391.79	\$8,925.50	\$62,466.29
JCP&L Jersey Central Pwr & Lht	JCPL TRANS SUBS	MONTVILLE SUB	35300 - Station Equipment	Testing Equipment	\$72,202.37	\$9,934.29	\$62,268.08
JCP&L Jersey Central Pwr & Lht	JCPL TRANS SUBS	MONTVILLE SUB	35300 - Station Equipment	Foundation - Equipment	\$74,743.88	\$23,653.38	\$51,090.50
JCP&L Jersey Central Pwr & Lht	JCPL TRANS SUBS	MONTVILLE SUB	35300 - Station Equipment	Switchgear	\$77,230.02	\$41,747.00	\$35,483.02
JCP&L Jersey Central Pwr & Lht	JCPL TRANS SUBS	MONTVILLE SUB	35300 - Station Equipment	Panel, A.C. Distribution	\$78,787.79	\$10,840.38	\$67,947.41
JCP&L Jersey Central Pwr & Lht	JCPL TRANS SUBS	MONTVILLE SUB	35300 - Station Equipment	RTU - SCADA	\$78,799.59	\$11,805.10	\$66,994.49
JCP&L Jersey Central Pwr & Lht	JCPL TRANS SUBS	MONTVILLE SUB	35300 - Station Equipment	Switch	\$83,650.18	\$11,509.40	\$72,140.78
JCP&L Jersey Central Pwr & Lht	JCPL TRANS SUBS	MONTVILLE SUB	35300 - Station Equipment	Panel, D.C. Distribution	\$84,189.96	\$10,525.54	\$73,664.42
JCP&L Jersey Central Pwr & Lht	JCPL TRANS SUBS	MONTVILLE SUB	35300 - Station Equipment	Switch	\$88,267.03	\$47,713.10	\$40,553.93
JCP&L Jersey Central Pwr & Lht	JCPL TRANS SUBS	MONTVILLE SUB	35300 - Station Equipment	Control Wiring	\$90,746.61	\$11,345.26	\$79,401.35
JCP&L Jersey Central Pwr & Lht	JCPL TRANS SUBS	MONTVILLE SUB	35300 - Station Equipment	Structure	\$92,675.23	\$50,095.97	\$42,579.26
JCP&L Jersey Central Pwr & Lht	JCPL TRANS SUBS	MONTVILLE SUB	35300 - Station Equipment	Capacitor Bank	\$99,689.88	\$27,693.38	\$71,996.50
JCP&L Jersey Central Pwr & Lht	JCPL TRANS SUBS	MONTVILLE SUB	35300 - Station Equipment	Switchgear	\$103,216.36	\$30,677.42	\$72,538.94
JCP&L Jersey Central Pwr & Lht	JCPL TRANS SUBS	MONTVILLE SUB	35300 - Station Equipment	Relaying Equipment	\$106,393.67	\$14,638.66	\$91,755.01
JCP&L Jersey Central Pwr & Lht	JCPL TRANS SUBS	MONTVILLE SUB	35300 - Station Equipment	Wiring	\$106,438.79	\$57,535.92	\$48,902.87
JCP&L Jersey Central Pwr & Lht	JCPL TRANS SUBS	MONTVILLE SUB	35300 - Station Equipment	Transrupter	\$111,241.98	\$15,305.73	\$95,936.25
JCP&L Jersey Central Pwr & Lht	JCPL TRANS SUBS	MONTVILLE SUB	35300 - Station Equipment	Sump	\$120,155.57	\$15,022.00	\$105,133.57
JCP&L Jersey Central Pwr & Lht	JCPL TRANS SUBS	MONTVILLE SUB	35300 - Station Equipment	Controls and Instrumentation	\$120,991.44	\$32,423.74	\$88,567.70
JCP&L Jersey Central Pwr & Lht	JCPL TRANS SUBS	MONTVILLE SUB	35300 - Station Equipment	Conduit	\$160,684.28	\$20,088.95	\$140,595.33

Company	Major Location	Asset Location	Utility Account	Asset Retirement Unit	Book Cost	Allocated Reserve	Net Book Value
JCP&L Jersey Central Pwr & Lht	JCPL TRANS SUBS	MONTVILLE SUB	35300 - Station Equipment	Arrester, Lightning & Surge Protect	\$167,015.75	\$20,880.52	\$146,135.23
JCP&L Jersey Central Pwr & Lht	JCPL TRANS SUBS	MONTVILLE SUB	35300 - Station Equipment	Circuit Breaker	\$168,560.49	\$91,116.05	\$77,444.44
JCP&L Jersey Central Pwr & Lht	JCPL TRANS SUBS	MONTVILLE SUB	35300 - Station Equipment	Capacitor Bank	\$171,059.01	\$25,626.64	\$145,432.37
JCP&L Jersey Central Pwr & Lht	JCPL TRANS SUBS	MONTVILLE SUB	35300 - Station Equipment	Circuit Breaker	\$232,442.83	\$31,981.71	\$200,461.12
JCP&L Jersey Central Pwr & Lht	JCPL TRANS SUBS	MONTVILLE SUB	35300 - Station Equipment	CT 34.5KV	\$239,247.98	\$29,911.09	\$209,336.89
JCP&L Jersey Central Pwr & Lht	JCPL TRANS SUBS	MONTVILLE SUB	35300 - Station Equipment	Structural Steel Support	\$317,377.49	\$39,678.93	\$277,698.56
JCP&L Jersey Central Pwr & Lht	JCPL TRANS SUBS	MONTVILLE SUB	35300 - Station Equipment	Circuit Breaker	\$325,809.02	\$96,835.22	\$228,973.80
JCP&L Jersey Central Pwr & Lht	JCPL TRANS SUBS	MONTVILLE SUB	35300 - Station Equipment	Capacitor Bank	\$441,065.19	\$55,142.53	\$385,922.66
JCP&L Jersey Central Pwr & Lht	JCPL TRANS SUBS	MONTVILLE SUB	35300 - Station Equipment	Relaying Equipment	\$477,440.03	\$59,690.16	\$417,749.87
JCP&L Jersey Central Pwr & Lht	JCPL TRANS SUBS	MONTVILLE SUB	35300 - Station Equipment	Transformer, Power	\$481,709.24	\$60,223.90	\$421,485.34
JCP&L Jersey Central Pwr & Lht	JCPL TRANS SUBS	MONTVILLE SUB	35300 - Station Equipment	Capacitor Bank	\$482,499.81	\$66,386.94	\$416,112.87
JCP&L Jersey Central Pwr & Lht	JCPL TRANS SUBS	MONTVILLE SUB	35300 - Station Equipment	Foundation - Equipment	\$596,991.77	\$74,636.67	\$522,355.10
JCP&L Jersey Central Pwr & Lht	JCPL TRANS SUBS	MONTVILLE SUB	35300 - Station Equipment	Bus	\$655,242.89	\$81,919.29	\$573,323.60
JCP&L Jersey Central Pwr & Lht	JCPL TRANS SUBS	MONTVILLE SUB	35300 - Station Equipment	Non-Unitized	\$732,812.82	\$18,216.29	\$714,596.53
JCP&L Jersey Central Pwr & Lht	JCPL TRANS SUBS	MONTVILLE SUB	35300 - Station Equipment	Circuit Switcher	\$1,028,840.86	\$128,626.99	\$900,213.87
JCP&L Jersey Central Pwr & Lht	JCPL TRANS SUBS	MONTVILLE SUB	35300 - Station Equipment	Circuit Breaker	\$1,220,740.39	\$152,618.50	\$1,068,121.89
JCP&L Jersey Central Pwr & Lht	JCPL TRANS SUBS	MONTVILLE SUB	35300 - Station Equipment	Transformer, Power	\$2,181,521.67	\$690,362.59	\$1,491,159.08
JCP&L Jersey Central Pwr & Lht	JCPL TRANS SUBS	MONTVILLE SUB	35300 - Station Equipment	Switch	\$2,290,380.01	\$286,346.20	\$2,004,033.81
		MONTVILLE SUB Total			\$15,859,804.67	\$2,960,224.75	\$12,899,579.92
JCP&L Jersey Central Pwr & Lht	JCPL SUB-TRANS SUBS	MORRIS PARK SUB	35300 - Station Equipment	Minor Station Equipment	\$7.51	\$3.41	\$4.10
JCP&L Jersey Central Pwr & Lht	JCPL SUB-TRANS SUBS	MORRIS PARK SUB	35300 - Station Equipment	Conduit/Duct System	\$17.97	\$8.17	\$9.80
JCP&L Jersey Central Pwr & Lht	JCPL SUB-TRANS SUBS	MORRIS PARK SUB	35300 - Station Equipment	Capacitor Bank	\$157.94	\$74.92	\$83.02
JCP&L Jersey Central Pwr & Lht	JCPL SUB-TRANS SUBS	MORRIS PARK SUB	35300 - Station Equipment	Circuit Breaker	\$162.82	\$73.99	\$88.83
JCP&L Jersey Central Pwr & Lht	JCPL SUB-TRANS SUBS	MORRIS PARK SUB	35300 - Station Equipment	Carrier Equipment System	\$200.00	\$144.87	\$55.13
JCP&L Jersey Central Pwr & Lht	JCPL SUB-TRANS SUBS	MORRIS PARK SUB	35300 - Station Equipment	Controls and Instrumentation	\$216.05	\$98.18	\$117.87
JCP&L Jersey Central Pwr & Lht	JCPL SUB-TRANS SUBS	MORRIS PARK SUB	35300 - Station Equipment	Switchgear	\$506.34	\$240.19	\$266.15
JCP&L Jersey Central Pwr & Lht	JCPL SUB-TRANS SUBS	MORRIS PARK SUB	35300 - Station Equipment	Foundation - Equipment	\$547.00	\$259.47	\$287.53
JCP&L Jersey Central Pwr & Lht	JCPL SUB-TRANS SUBS	MORRIS PARK SUB	35300 - Station Equipment	Controls and Instrumentation	\$871.21	\$404.52	\$466.69
JCP&L Jersey Central Pwr & Lht	JCPL SUB-TRANS SUBS	MORRIS PARK SUB	35300 - Station Equipment	Carrier Equipment System	\$1,011.11	\$479.64	\$531.47
JCP&L Jersey Central Pwr & Lht	JCPL SUB-TRANS SUBS	MORRIS PARK SUB	35300 - Station Equipment	Wood Pole	\$1,964.31	\$931.80	\$1,032.51
JCP&L Jersey Central Pwr & Lht	JCPL SUB-TRANS SUBS	MORRIS PARK SUB	35300 - Station Equipment	Foundation - Equipment	\$1,983.69	\$862.76	\$1,120.93
JCP&L Jersey Central Pwr & Lht	JCPL SUB-TRANS SUBS	MORRIS PARK SUB	35300 - Station Equipment	Non-Unitized	\$2,079.45	\$84.60	\$1,994.85
JCP&L Jersey Central Pwr & Lht	JCPL SUB-TRANS SUBS	MORRIS PARK SUB	35300 - Station Equipment	Reactor	\$2,493.82	\$1,182.98	\$1,310.84
JCP&L Jersey Central Pwr & Lht	JCPL SUB-TRANS SUBS	MORRIS PARK SUB	35300 - Station Equipment	Arrester, Lightning & Surge Protect	\$2,514.57	\$663.98	\$1,850.59
JCP&L Jersey Central Pwr & Lht	JCPL SUB-TRANS SUBS	MORRIS PARK SUB	35300 - Station Equipment	Grounding System, Station	\$2,568.74	\$1,117.22	\$1,451.52
JCP&L Jersey Central Pwr & Lht	JCPL SUB-TRANS SUBS	MORRIS PARK SUB	35300 - Station Equipment	Switch	\$3,163.31	\$2,061.34	\$1,101.97
JCP&L Jersey Central Pwr & Lht	JCPL SUB-TRANS SUBS	MORRIS PARK SUB	35300 - Station Equipment	Fuse Equipment	\$4,165.22	\$1,975.83	\$2,189.39
JCP&L Jersey Central Pwr & Lht	JCPL SUB-TRANS SUBS	MORRIS PARK SUB	35300 - Station Equipment	Minor Station Equipment	\$4,355.52	\$2,066.11	\$2,289.41
JCP&L Jersey Central Pwr & Lht	JCPL SUB-TRANS SUBS	MORRIS PARK SUB	35300 - Station Equipment	Arrester, Lightning & Surge Protect	\$4,677.43	\$2,218.82	\$2,458.61
JCP&L Jersey Central Pwr & Lht	JCPL SUB-TRANS SUBS	MORRIS PARK SUB	35300 - Station Equipment	Switch	\$5,435.43	\$1,435.26	\$4,000.17
JCP&L Jersey Central Pwr & Lht	JCPL SUB-TRANS SUBS	MORRIS PARK SUB	35300 - Station Equipment	Controls and Instrumentation	\$5,981.02	\$2,601.31	\$3,379.71
JCP&L Jersey Central Pwr & Lht	JCPL SUB-TRANS SUBS	MORRIS PARK SUB	35300 - Station Equipment	Conduit/Duct System	\$5,994.98	\$2,607.38	\$3,387.60
JCP&L Jersey Central Pwr & Lht	JCPL SUB-TRANS SUBS	MORRIS PARK SUB	35300 - Station Equipment	Carrier Equipment System	\$6,645.79	\$4,251.63	\$2,394.16
JCP&L Jersey Central Pwr & Lht	JCPL SUB-TRANS SUBS	MORRIS PARK SUB	35300 - Station Equipment	Circuit Breaker	\$6,860.57	\$2,983.85	\$3,876.72
JCP&L Jersey Central Pwr & Lht	JCPL SUB-TRANS SUBS	MORRIS PARK SUB	35300 - Station Equipment	Switch	\$8,577.73	\$5,487.59	\$3,090.14
JCP&L Jersey Central Pwr & Lht	JCPL SUB-TRANS SUBS	MORRIS PARK SUB	35300 - Station Equipment	Transformer, Instrument	\$11,032.69	\$7,058.15	\$3,974.54
JCP&L Jersey Central Pwr & Lht	JCPL SUB-TRANS SUBS	MORRIS PARK SUB	35300 - Station Equipment	Transformer, Instrument	\$11,499.45	\$5,454.95	\$6,044.50
JCP&L Jersey Central Pwr & Lht	JCPL SUB-TRANS SUBS	MORRIS PARK SUB	35300 - Station Equipment	Circuit Breaker	\$12,101.69	\$7,742.03	\$4,359.66
JCP&L Jersey Central Pwr & Lht	JCPL SUB-TRANS SUBS	MORRIS PARK SUB	35300 - Station Equipment	Transformer, Power	\$14,894.04	\$7,065.22	\$7,828.82
JCP&L Jersey Central Pwr & Lht	JCPL SUB-TRANS SUBS	MORRIS PARK SUB	35300 - Station Equipment	Wiring	\$15,266.09	\$6,639.64	\$8,626.45
JCP&L Jersey Central Pwr & Lht	JCPL SUB-TRANS SUBS	MORRIS PARK SUB	35300 - Station Equipment	Minor Station Equipment	\$16,483.56	\$3,432.01	\$13,051.55
JCP&L Jersey Central Pwr & Lht	JCPL SUB-TRANS SUBS	MORRIS PARK SUB	35300 - Station Equipment	Structure	\$17,913.50	\$7,791.07	\$10,122.43
JCP&L Jersey Central Pwr & Lht	JCPL SUB-TRANS SUBS	MORRIS PARK SUB	35300 - Station Equipment	Grounding System, Station	\$20,992.27	\$9,958.01	\$11,034.26
JCP&L Jersey Central Pwr & Lht	JCPL SUB-TRANS SUBS	MORRIS PARK SUB	35300 - Station Equipment	Structure	\$21,913.65	\$5,187.77	\$16,725.88
JCP&L Jersey Central Pwr & Lht	JCPL SUB-TRANS SUBS	MORRIS PARK SUB	35300 - Station Equipment	Controls and Instrumentation	\$24,586.84	\$11,663.15	\$12,923.69
JCP&L Jersey Central Pwr & Lht	JCPL SUB-TRANS SUBS	MORRIS PARK SUB	35300 - Station Equipment	Wiring	\$28,504.19	\$13,235.09	\$15,269.10
JCP&L Jersey Central Pwr & Lht	JCPL SUB-TRANS SUBS	MORRIS PARK SUB	35300 - Station Equipment	Interrupter Assembly	\$29,084.37	\$1,627.24	\$27,457.13
JCP&L Jersey Central Pwr & Lht	JCPL SUB-TRANS SUBS	MORRIS PARK SUB	35300 - Station Equipment	Switch	\$37,930.11	\$16,496.83	\$21,433.28

Company	Major Location	Asset Location	Utility Account	Asset Retirement Unit	Book Cost	Allocated Reserve	Net Book Value
JCP&L Jersey Central Pwr & Lht	JCPL SUB-TRANS SUBS	MORRIS PARK SUB	35300 - Station Equipment	Switch	\$49,878.23	\$23,660.51	\$26,217.72
JCP&L Jersey Central Pwr & Lht	JCPL SUB-TRANS SUBS	MORRIS PARK SUB	35300 - Station Equipment	Conduit/Duct System	\$51,165.36	\$24,271.08	\$26,894.28
JCP&L Jersey Central Pwr & Lht	JCPL SUB-TRANS SUBS	MORRIS PARK SUB	35300 - Station Equipment	Capacitor Bank	\$61,768.84	\$15,192.04	\$46,576.80
JCP&L Jersey Central Pwr & Lht	JCPL SUB-TRANS SUBS	MORRIS PARK SUB	35300 - Station Equipment	Structure	\$75,860.56	\$35,985.63	\$39,874.93
JCP&L Jersey Central Pwr & Lht	JCPL SUB-TRANS SUBS	MORRIS PARK SUB	35300 - Station Equipment	Wiring	\$87,539.81	\$41,525.87	\$46,013.94
JCP&L Jersey Central Pwr & Lht	JCPL SUB-TRANS SUBS	MORRIS PARK SUB	35300 - Station Equipment	Circuit Breaker	\$101,225.84	\$48,018.04	\$53,207.80
JCP&L Jersey Central Pwr & Lht	JCPL SUB-TRANS SUBS	MORRIS PARK SUB	35300 - Station Equipment	Switch	\$107,793.09	\$25,518.60	\$82,274.49
JCP&L Jersey Central Pwr & Lht	JCPL SUB-TRANS SUBS	MORRIS PARK SUB	35300 - Station Equipment	Transformer, Power	\$149,247.52	\$95,480.82	\$53,766.70
JCP&L Jersey Central Pwr & Lht	JCPL SUB-TRANS SUBS	MORRIS PARK SUB	35300 - Station Equipment	Controls and Instrumentation	\$160,385.68	\$13,373.63	\$147,012.05
JCP&L Jersey Central Pwr & Lht	JCPL SUB-TRANS SUBS	MORRIS PARK SUB	35300 - Station Equipment	Transformer, Station Service : Each	\$256,497.85	\$53,404.94	\$203,092.91
JCP&L Jersey Central Pwr & Lht	JCPL SUB-TRANS SUBS	MORRIS PARK SUB	35300 - Station Equipment	Transformer, Power	\$1,936,725.20	\$458,494.19	\$1,478,231.01
		MORRIS PARK SUB Total			\$3,373,449.96	\$972,596.33	\$2,400,853.63
JCP&L Jersey Central Pwr & Lht	JCPL GEN BLDG	MORRISTOWN GENERAL HDQTRS	35300 - Station Equipment	Conduit/Duct System	\$70.70	\$42.27	\$28.43
JCP&L Jersey Central Pwr & Lht	JCPL GEN BLDG	MORRISTOWN GENERAL HDQTRS	35300 - Station Equipment	Transformer, Power	\$90.00	\$49.66	\$40.34
JCP&L Jersey Central Pwr & Lht	JCPL GEN BLDG	MORRISTOWN GENERAL HDQTRS	35300 - Station Equipment	Misc Tools & Equipment	\$95.06	\$55.72	\$39.34
JCP&L Jersey Central Pwr & Lht	JCPL GEN BLDG	MORRISTOWN GENERAL HDQTRS	35300 - Station Equipment	Minor Station Equipment	\$160.40	\$105.40	\$55.00
JCP&L Jersey Central Pwr & Lht	JCPL GEN BLDG	MORRISTOWN GENERAL HDQTRS	35300 - Station Equipment	Carrier Equipment System	\$176.30	\$87.54	\$88.76
JCP&L Jersey Central Pwr & Lht	JCPL GEN BLDG	MORRISTOWN GENERAL HDQTRS	35300 - Station Equipment	Misc Tools & Equipment	\$180.85	\$108.11	\$72.74
JCP&L Jersey Central Pwr & Lht	JCPL GEN BLDG	MORRISTOWN GENERAL HDQTRS	35300 - Station Equipment	Microwave System	\$235.05	\$116.72	\$118.33
JCP&L Jersey Central Pwr & Lht	JCPL GEN BLDG	MORRISTOWN GENERAL HDQTRS	35300 - Station Equipment	Microwave System	\$260.49	\$140.81	\$119.68
JCP&L Jersey Central Pwr & Lht	JCPL GEN BLDG	MORRISTOWN GENERAL HDQTRS	35300 - Station Equipment	Minor Station Equipment	\$278.84	\$166.70	\$112.14
JCP&L Jersey Central Pwr & Lht	JCPL GEN BLDG	MORRISTOWN GENERAL HDQTRS	35300 - Station Equipment	Misc Tools & Equipment	\$321.80	\$181.23	\$140.57
JCP&L Jersey Central Pwr & Lht	JCPL GEN BLDG	MORRISTOWN GENERAL HDQTRS	35300 - Station Equipment	Controls and Instrumentation	\$349.98	\$201.11	\$148.87
JCP&L Jersey Central Pwr & Lht	JCPL GEN BLDG	MORRISTOWN GENERAL HDQTRS	35300 - Station Equipment	Minor Station Equipment	\$472.13	\$239.56	\$232.57
JCP&L Jersey Central Pwr & Lht	JCPL GEN BLDG	MORRISTOWN GENERAL HDQTRS	35300 - Station Equipment	Misc Tools & Equipment	\$573.80	\$243.08	\$330.72
JCP&L Jersey Central Pwr & Lht	JCPL GEN BLDG	MORRISTOWN GENERAL HDQTRS	35300 - Station Equipment	Minor Station Equipment	\$651.69	\$282.67	\$369.02
JCP&L Jersey Central Pwr & Lht	JCPL GEN BLDG	MORRISTOWN GENERAL HDQTRS	35300 - Station Equipment	Misc Tools & Equipment	\$696.83	\$281.27	\$415.56
JCP&L Jersey Central Pwr & Lht	JCPL GEN BLDG	MORRISTOWN GENERAL HDQTRS	35300 - Station Equipment	Office Furniture	\$804.64	\$365.54	\$439.10
JCP&L Jersey Central Pwr & Lht	JCPL GEN BLDG	MORRISTOWN GENERAL HDQTRS	35300 - Station Equipment	Power Supply	\$940.66	\$519.07	\$421.59
JCP&L Jersey Central Pwr & Lht	JCPL GEN BLDG	MORRISTOWN GENERAL HDQTRS	35300 - Station Equipment	Office Furniture	\$1,130.61	\$401.22	\$729.39
JCP&L Jersey Central Pwr & Lht	JCPL GEN BLDG	MORRISTOWN GENERAL HDQTRS	35300 - Station Equipment	Office Furniture	\$1,408.13	\$654.36	\$753.77
JCP&L Jersey Central Pwr & Lht	JCPL GEN BLDG	MORRISTOWN GENERAL HDQTRS	35300 - Station Equipment	Misc Tools & Equipment	\$1,541.54	\$576.87	\$964.67
JCP&L Jersey Central Pwr & Lht	JCPL GEN BLDG	MORRISTOWN GENERAL HDQTRS	35300 - Station Equipment	Carrier Equipment System	\$1,629.02	\$723.24	\$905.78
JCP&L Jersey Central Pwr & Lht	JCPL GEN BLDG	MORRISTOWN GENERAL HDQTRS	35300 - Station Equipment	Misc Tools & Equipment	\$1,631.76	\$758.27	\$873.49
JCP&L Jersey Central Pwr & Lht	JCPL GEN BLDG	MORRISTOWN GENERAL HDQTRS	35300 - Station Equipment	Office Furniture	\$1,754.73	\$1,049.00	\$705.73
JCP&L Jersey Central Pwr & Lht	JCPL GEN BLDG	MORRISTOWN GENERAL HDQTRS	35300 - Station Equipment	Minor Station Equipment	\$1,979.35	\$940.61	\$1,038.74
JCP&L Jersey Central Pwr & Lht	JCPL GEN BLDG	MORRISTOWN GENERAL HDQTRS	35300 - Station Equipment	Minor Station Equipment	\$2,006.28	\$1,152.87	\$853.41
JCP&L Jersey Central Pwr & Lht	JCPL GEN BLDG	MORRISTOWN GENERAL HDQTRS	35300 - Station Equipment	Minor Station Equipment	\$2,025.51	\$797.58	\$1,227.93
JCP&L Jersey Central Pwr & Lht	JCPL GEN BLDG	MORRISTOWN GENERAL HDQTRS	35300 - Station Equipment	Minor Station Equipment	\$2,195.95	\$1,390.45	\$805.50
JCP&L Jersey Central Pwr & Lht	JCPL GEN BLDG	MORRISTOWN GENERAL HDQTRS	35300 - Station Equipment	Misc Tools & Equipment	\$2,452.06	\$823.01	\$1,629.05
JCP&L Jersey Central Pwr & Lht	JCPL GEN BLDG	MORRISTOWN GENERAL HDQTRS	35300 - Station Equipment	Minor Station Equipment	\$2,569.46	\$1,248.34	\$1,321.12
JCP&L Jersey Central Pwr & Lht	JCPL GEN BLDG	MORRISTOWN GENERAL HDQTRS	35300 - Station Equipment	Microwave System	\$2,883.75	\$1,370.40	\$1,513.35
JCP&L Jersey Central Pwr & Lht	JCPL GEN BLDG	MORRISTOWN GENERAL HDQTRS	35300 - Station Equipment	Minor Station Equipment	\$2,938.95	\$1,655.14	\$1,283.81
JCP&L Jersey Central Pwr & Lht	JCPL GEN BLDG	MORRISTOWN GENERAL HDQTRS	35300 - Station Equipment	Controls and Instrumentation	\$3,183.67	\$1,580.89	\$1,602.78
JCP&L Jersey Central Pwr & Lht	JCPL GEN BLDG	MORRISTOWN GENERAL HDQTRS	35300 - Station Equipment	Misc Tools & Equipment	\$3,307.52	\$1,141.89	\$2,165.63
JCP&L Jersey Central Pwr & Lht	JCPL GEN BLDG	MORRISTOWN GENERAL HDQTRS	35300 - Station Equipment	Microwave System	\$4,739.36	\$2,055.72	\$2,683.64
JCP&L Jersey Central Pwr & Lht	JCPL GEN BLDG	MORRISTOWN GENERAL HDQTRS	35300 - Station Equipment	Minor Station Equipment	\$5,789.41	\$2,166.48	\$3,622.93
JCP&L Jersey Central Pwr & Lht	JCPL GEN BLDG	MORRISTOWN GENERAL HDQTRS	35300 - Station Equipment	Minor Station Equipment	\$5,800.08	\$3,880.82	\$1,919.26
JCP&L Jersey Central Pwr & Lht	JCPL GEN BLDG	MORRISTOWN GENERAL HDQTRS	35300 - Station Equipment	Microwave System	\$6,671.63	\$3,385.24	\$3,286.39
JCP&L Jersey Central Pwr & Lht	JCPL GEN BLDG	MORRISTOWN GENERAL HDQTRS	35300 - Station Equipment	Microwave System	\$8,550.67	\$4,154.25	\$4,396.42
JCP&L Jersey Central Pwr & Lht	JCPL GEN BLDG	MORRISTOWN GENERAL HDQTRS	35300 - Station Equipment	Microwave System	\$8,756.28	\$4,538.78	\$4,217.50
JCP&L Jersey Central Pwr & Lht	JCPL GEN BLDG	MORRISTOWN GENERAL HDQTRS	35300 - Station Equipment	Controls and Instrumentation	\$10,865.13	\$4,602.81	\$6,262.32
JCP&L Jersey Central Pwr & Lht	JCPL GEN BLDG	MORRISTOWN GENERAL HDQTRS	35300 - Station Equipment	Minor Station Equipment	\$12,061.15	\$6,251.85	\$5,809.30
JCP&L Jersey Central Pwr & Lht	JCPL GEN BLDG	MORRISTOWN GENERAL HDQTRS	35300 - Station Equipment	Minor Station Equipment	\$14,017.87	\$6,368.07	\$7,649.80
JCP&L Jersey Central Pwr & Lht	JCPL GEN BLDG	MORRISTOWN GENERAL HDQTRS	35300 - Station Equipment	Minor Station Equipment	\$14,120.61	\$7,791.99	\$6,328.62
JCP&L Jersey Central Pwr & Lht	JCPL GEN BLDG	MORRISTOWN GENERAL HDQTRS	35300 - Station Equipment	Minor Station Equipment	\$14,736.14	\$5,948.14	\$8,788.00
JCP&L Jersey Central Pwr & Lht	JCPL GEN BLDG	MORRISTOWN GENERAL HDQTRS	35300 - Station Equipment	Microwave System	\$17,854.09	\$7,563.54	\$10,290.55
JCP&L Jersey Central Pwr & Lht	JCPL GEN BLDG	MORRISTOWN GENERAL HDQTRS	35300 - Station Equipment	Minor Station Equipment	\$24,911.05	\$12,369.94	\$12,541.11

Company	Major Location	Asset Location	Utility Account	Asset Retirement Unit	Book Cost	Allocated Reserve	Net Book Value
JCP&L Jersey Central Pwr & Lht	JCPL GEN BLDG	MORRISTOWN GENERAL HDQTRS	35300 - Station Equipment	Microwave System	\$26,379.84	\$13,965.56	\$12,414.28
JCP&L Jersey Central Pwr & Lht	JCPL GEN BLDG	MORRISTOWN GENERAL HDQTRS	35300 - Station Equipment	Minor Station Equipment	\$27,628.09	\$14,934.47	\$12,693.62
JCP&L Jersey Central Pwr & Lht	JCPL GEN BLDG	MORRISTOWN GENERAL HDQTRS	35300 - Station Equipment	Minor Station Equipment	\$30,090.52	\$13,982.99	\$16,107.53
JCP&L Jersey Central Pwr & Lht	JCPL GEN BLDG	MORRISTOWN GENERAL HDQTRS	35300 - Station Equipment	Microwave System	\$37,593.18	\$17,469.46	\$20,123.72
JCP&L Jersey Central Pwr & Lht	JCPL GEN BLDG	MORRISTOWN GENERAL HDQTRS	35300 - Station Equipment	Microwave System	\$41,498.12	\$22,899.36	\$18,598.76
JCP&L Jersey Central Pwr & Lht	JCPL GEN BLDG	MORRISTOWN GENERAL HDQTRS	35300 - Station Equipment	Minor Station Equipment	\$43,334.21	\$19,239.10	\$24,095.11
JCP&L Jersey Central Pwr & Lht	JCPL GEN BLDG	MORRISTOWN GENERAL HDQTRS	35300 - Station Equipment	Controls and Instrumentation	\$46,042.57	\$20,916.32	\$25,126.25
JCP&L Jersey Central Pwr & Lht	JCPL GEN BLDG	MORRISTOWN GENERAL HDQTRS	35300 - Station Equipment	Controls and Instrumentation	\$46,098.24	\$22,396.32	\$23,701.92
JCP&L Jersey Central Pwr & Lht	JCPL GEN BLDG	MORRISTOWN GENERAL HDQTRS	35300 - Station Equipment	Minor Station Equipment	\$55,073.18	\$23,330.71	\$31,742.47
JCP&L Jersey Central Pwr & Lht	JCPL GEN BLDG	MORRISTOWN GENERAL HDQTRS	35300 - Station Equipment	Minor Station Equipment	\$55,130.56	\$11,973.45	\$43,157.11
JCP&L Jersey Central Pwr & Lht	JCPL GEN BLDG	MORRISTOWN GENERAL HDQTRS	35300 - Station Equipment	Controls and Instrumentation	\$99,951.00	\$43,354.19	\$56,596.81
JCP&L Jersey Central Pwr & Lht	JCPL GEN BLDG	MORRISTOWN GENERAL HDQTRS	35300 - Station Equipment	Controls and Instrumentation	\$252,784.80	\$117,468.49	\$135,316.31
JCP&L Jersey Central Pwr & Lht	JCPL GEN BLDG	MORRISTOWN GENERAL HDQTRS	35300 - Station Equipment	Controls and Instrumentation	\$275,802.08	\$71,177.99	\$204,624.09
JCP&L Jersey Central Pwr & Lht	JCPL GEN BLDG	MORRISTOWN GENERAL HDQTRS	35300 - Station Equipment	Controls and Instrumentation	\$385,741.68	\$110,914.49	\$274,827.19
		MORRISTOWN GENERAL HDQTRS Total			\$1,613,019.05	\$614,551.10	\$998,467.95
JCP&L Jersey Central Pwr & Lht	JCPL SUB-TRANS SUBS	MORRISTOWN SUB	35300 - Station Equipment	Non-Unitized	(\$4,112.81)	(\$230.11)	(\$3,882.70)
JCP&L Jersey Central Pwr & Lht	JCPL SUB-TRANS SUBS	MORRISTOWN SUB	35300 - Station Equipment	Grounding System, Station	\$31.82	\$17.80	\$14.02
JCP&L Jersey Central Pwr & Lht	JCPL SUB-TRANS SUBS	MORRISTOWN SUB	35300 - Station Equipment	Switchgear	\$49.34	\$36.35	\$12.99
JCP&L Jersey Central Pwr & Lht	JCPL SUB-TRANS SUBS	MORRISTOWN SUB	35300 - Station Equipment	Grounding System, Station	\$73.91	\$42.15	\$31.76
JCP&L Jersey Central Pwr & Lht	JCPL SUB-TRANS SUBS	MORRISTOWN SUB	35300 - Station Equipment	Fire Protection System for Equipmnt	\$84.79	\$32.13	\$52.66
JCP&L Jersey Central Pwr & Lht	JCPL SUB-TRANS SUBS	MORRISTOWN SUB	35300 - Station Equipment	Conduit/Duct System	\$141.28	\$71.38	\$69.90
JCP&L Jersey Central Pwr & Lht	JCPL SUB-TRANS SUBS	MORRISTOWN SUB	35300 - Station Equipment	Conduit/Duct System	\$146.37	\$100.67	\$45.70
JCP&L Jersey Central Pwr & Lht	JCPL SUB-TRANS SUBS	MORRISTOWN SUB	35300 - Station Equipment	Conduit/Duct System	\$184.25	\$89.28	\$94.97
JCP&L Jersey Central Pwr & Lht	JCPL SUB-TRANS SUBS	MORRISTOWN SUB	35300 - Station Equipment	Foundation - Equipment	\$194.58	\$110.98	\$83.60
JCP&L Jersey Central Pwr & Lht	JCPL SUB-TRANS SUBS	MORRISTOWN SUB	35300 - Station Equipment	Conduit/Duct System	\$213.15	\$86.65	\$126.50
JCP&L Jersey Central Pwr & Lht	JCPL SUB-TRANS SUBS	MORRISTOWN SUB	35300 - Station Equipment	Foundation - Equipment	\$241.28	\$148.69	\$92.59
JCP&L Jersey Central Pwr & Lht	JCPL SUB-TRANS SUBS	MORRISTOWN SUB	35300 - Station Equipment	Grounding System, Station	\$243.95	\$101.45	\$142.50
JCP&L Jersey Central Pwr & Lht	JCPL SUB-TRANS SUBS	MORRISTOWN SUB	35300 - Station Equipment	Foundation - Equipment	\$244.94	\$231.23	\$13.71
JCP&L Jersey Central Pwr & Lht	JCPL SUB-TRANS SUBS	MORRISTOWN SUB	35300 - Station Equipment	Switchgear	\$258.19	\$122.48	\$135.71
JCP&L Jersey Central Pwr & Lht	JCPL SUB-TRANS SUBS	MORRISTOWN SUB	35300 - Station Equipment	Fire Protection System for Equipmnt	\$300.18	\$127.68	\$172.50
JCP&L Jersey Central Pwr & Lht	JCPL SUB-TRANS SUBS	MORRISTOWN SUB	35300 - Station Equipment	Conduit/Duct System	\$312.80	\$145.24	\$167.56
JCP&L Jersey Central Pwr & Lht	JCPL SUB-TRANS SUBS	MORRISTOWN SUB	35300 - Station Equipment	Switchgear	\$356.04	\$309.27	\$46.77
JCP&L Jersey Central Pwr & Lht	JCPL SUB-TRANS SUBS	MORRISTOWN SUB	35300 - Station Equipment	Grounding System, Station	\$366.52	\$159.41	\$207.11
JCP&L Jersey Central Pwr & Lht	JCPL SUB-TRANS SUBS	MORRISTOWN SUB	35300 - Station Equipment	Switchgear	\$377.04	\$363.26	\$13.78
JCP&L Jersey Central Pwr & Lht	JCPL SUB-TRANS SUBS	MORRISTOWN SUB	35300 - Station Equipment	Misc Tools & Equipment	\$389.35	\$147.56	\$241.79
JCP&L Jersey Central Pwr & Lht	JCPL SUB-TRANS SUBS	MORRISTOWN SUB	35300 - Station Equipment	Conduit/Duct System	\$440.11	\$246.12	\$193.99
JCP&L Jersey Central Pwr & Lht	JCPL SUB-TRANS SUBS	MORRISTOWN SUB	35300 - Station Equipment	Switchgear	\$453.20	\$243.48	\$209.72
JCP&L Jersey Central Pwr & Lht	JCPL SUB-TRANS SUBS	MORRISTOWN SUB	35300 - Station Equipment	Controls and Instrumentation	\$493.95	\$244.41	\$249.54
JCP&L Jersey Central Pwr & Lht	JCPL SUB-TRANS SUBS	MORRISTOWN SUB	35300 - Station Equipment	Switchgear	\$563.33	\$373.84	\$189.49
JCP&L Jersey Central Pwr & Lht	JCPL SUB-TRANS SUBS	MORRISTOWN SUB	35300 - Station Equipment	Conduit/Duct System	\$621.43	\$404.95	\$216.48
JCP&L Jersey Central Pwr & Lht	JCPL SUB-TRANS SUBS	MORRISTOWN SUB	35300 - Station Equipment	Conduit/Duct System	\$703.83	\$433.71	\$270.12
JCP&L Jersey Central Pwr & Lht	JCPL SUB-TRANS SUBS	MORRISTOWN SUB	35300 - Station Equipment	Non-Unitized	\$715.47	\$17.79	\$697.68
JCP&L Jersey Central Pwr & Lht	JCPL SUB-TRANS SUBS	MORRISTOWN SUB	35300 - Station Equipment	Conduit/Duct System	\$750.45	\$708.47	\$41.98
JCP&L Jersey Central Pwr & Lht	JCPL SUB-TRANS SUBS	MORRISTOWN SUB	35300 - Station Equipment	Conduit/Duct System	\$811.81	\$445.01	\$366.80
JCP&L Jersey Central Pwr & Lht	JCPL SUB-TRANS SUBS	MORRISTOWN SUB	35300 - Station Equipment	Conduit/Duct System	\$861.00	\$358.08	\$502.92
JCP&L Jersey Central Pwr & Lht	JCPL SUB-TRANS SUBS	MORRISTOWN SUB	35300 - Station Equipment	Grounding System, Station	\$874.23	\$355.40	\$518.83
JCP&L Jersey Central Pwr & Lht	JCPL SUB-TRANS SUBS	MORRISTOWN SUB	35300 - Station Equipment	Arrester, Lightning & Surge Protect	\$958.40	\$66.70	\$891.70
JCP&L Jersey Central Pwr & Lht	JCPL SUB-TRANS SUBS	MORRISTOWN SUB	35300 - Station Equipment	Wiring	\$1,004.25	\$291.89	\$712.36
JCP&L Jersey Central Pwr & Lht	JCPL SUB-TRANS SUBS	MORRISTOWN SUB	35300 - Station Equipment	Minor Station Equipment	\$1,017.16	\$482.50	\$534.66
JCP&L Jersey Central Pwr & Lht	JCPL SUB-TRANS SUBS	MORRISTOWN SUB	35300 - Station Equipment	Switchgear	\$1,020.35	\$570.59	\$449.76
JCP&L Jersey Central Pwr & Lht	JCPL SUB-TRANS SUBS	MORRISTOWN SUB	35300 - Station Equipment	Switching Equipment	\$1,089.26	\$27.07	\$1,062.19
JCP&L Jersey Central Pwr & Lht	JCPL SUB-TRANS SUBS	MORRISTOWN SUB	35300 - Station Equipment	Conduit/Duct System	\$1,124.26	\$641.26	\$483.00
JCP&L Jersey Central Pwr & Lht	JCPL SUB-TRANS SUBS	MORRISTOWN SUB	35300 - Station Equipment	Arrester, Lightning & Surge Protect	\$1,161.73	\$368.20	\$793.53
JCP&L Jersey Central Pwr & Lht	JCPL SUB-TRANS SUBS	MORRISTOWN SUB	35300 - Station Equipment	Arrester, Lightning & Surge Protect	\$1,215.99	\$1,110.23	\$105.76
JCP&L Jersey Central Pwr & Lht	JCPL SUB-TRANS SUBS	MORRISTOWN SUB	35300 - Station Equipment	Conduit/Duct System	\$1,275.78	\$554.87	\$720.91
JCP&L Jersey Central Pwr & Lht	JCPL SUB-TRANS SUBS	MORRISTOWN SUB	35300 - Station Equipment	Wiring	\$1,329.66	\$421.43	\$908.23
JCP&L Jersey Central Pwr & Lht	JCPL SUB-TRANS SUBS	MORRISTOWN SUB	35300 - Station Equipment	Conduit	\$1,365.70	\$166.31	\$1,199.39
JCP&L Jersey Central Pwr & Lht	JCPL SUB-TRANS SUBS	MORRISTOWN SUB	35300 - Station Equipment	Arrester, Lightning & Surge Protect	\$1,441.74	\$698.56	\$743.18

Company	Major Location	Asset Location	Utility Account	Asset Retirement Unit	Book Cost	Allocated Reserve	Net Book Value
JCP&L Jersey Central Pwr & Lht	JCPL SUB-TRANS SUBS	MORRISTOWN SUB	35300 - Station Equipment	Conduit/Duct System	\$1,519.28	\$1,387.13	\$132.15
JCP&L Jersey Central Pwr & Lht	JCPL SUB-TRANS SUBS	MORRISTOWN SUB	35300 - Station Equipment	Conduit/Duct System	\$1,595.49	\$857.17	\$738.32
JCP&L Jersey Central Pwr & Lht	JCPL SUB-TRANS SUBS	MORRISTOWN SUB	35300 - Station Equipment	Transformer, Power	\$1,751.56	\$813.29	\$938.27
JCP&L Jersey Central Pwr & Lht	JCPL SUB-TRANS SUBS	MORRISTOWN SUB	35300 - Station Equipment	Structure	\$2,077.30	\$622.02	\$1,455.28
JCP&L Jersey Central Pwr & Lht	JCPL SUB-TRANS SUBS	MORRISTOWN SUB	35300 - Station Equipment	Steel Pole Fully Dressed	\$2,304.41	\$334.71	\$1,969.70
JCP&L Jersey Central Pwr & Lht	JCPL SUB-TRANS SUBS	MORRISTOWN SUB	35300 - Station Equipment	Minor Station Equipment	\$2,310.08	\$480.98	\$1,829.10
JCP&L Jersey Central Pwr & Lht	JCPL SUB-TRANS SUBS	MORRISTOWN SUB	35300 - Station Equipment	Fuse Equipment	\$2,345.23	\$1,088.94	\$1,256.29
JCP&L Jersey Central Pwr & Lht	JCPL SUB-TRANS SUBS	MORRISTOWN SUB	35300 - Station Equipment	Structure	\$2,388.55	\$694.24	\$1,694.31
JCP&L Jersey Central Pwr & Lht	JCPL SUB-TRANS SUBS	MORRISTOWN SUB	35300 - Station Equipment	Arrester, Lightning & Surge Protect	\$2,705.15	\$786.26	\$1,918.89
JCP&L Jersey Central Pwr & Lht	JCPL SUB-TRANS SUBS	MORRISTOWN SUB	35300 - Station Equipment	Switch	\$2,821.09	\$719.53	\$2,101.56
JCP&L Jersey Central Pwr & Lht	JCPL SUB-TRANS SUBS	MORRISTOWN SUB	35300 - Station Equipment	Switchgear	\$2,827.25	\$1,910.28	\$916.97
JCP&L Jersey Central Pwr & Lht	JCPL SUB-TRANS SUBS	MORRISTOWN SUB	35300 - Station Equipment	Grounding System, Station	\$2,953.16	\$1,586.56	\$1,366.60
JCP&L Jersey Central Pwr & Lht	JCPL SUB-TRANS SUBS	MORRISTOWN SUB	35300 - Station Equipment	Switchgear	\$3,381.02	\$1,042.01	\$2,339.01
JCP&L Jersey Central Pwr & Lht	JCPL SUB-TRANS SUBS	MORRISTOWN SUB	35300 - Station Equipment	Arrester, Lightning & Surge Protect	\$3,396.49	\$454.11	\$2,942.38
JCP&L Jersey Central Pwr & Lht	JCPL SUB-TRANS SUBS	MORRISTOWN SUB	35300 - Station Equipment	Transformer, Current : Each	\$3,495.89	\$382.56	\$3,113.33
JCP&L Jersey Central Pwr & Lht	JCPL SUB-TRANS SUBS	MORRISTOWN SUB	35300 - Station Equipment	Arrester, Lightning & Surge Protect	\$3,996.78	\$2,279.71	\$1,717.07
JCP&L Jersey Central Pwr & Lht	JCPL SUB-TRANS SUBS	MORRISTOWN SUB	35300 - Station Equipment	Wood Pole	\$4,083.20	\$446.83	\$3,636.37
JCP&L Jersey Central Pwr & Lht	JCPL SUB-TRANS SUBS	MORRISTOWN SUB	35300 - Station Equipment	Switch	\$4,235.63	\$1,924.71	\$2,310.92
JCP&L Jersey Central Pwr & Lht	JCPL SUB-TRANS SUBS	MORRISTOWN SUB	35300 - Station Equipment	Transformer, Instrument	\$4,481.16	\$2,407.46	\$2,073.70
JCP&L Jersey Central Pwr & Lht	JCPL SUB-TRANS SUBS	MORRISTOWN SUB	35300 - Station Equipment	Controls and Instrumentation	\$4,599.07	\$1,743.01	\$2,856.06
JCP&L Jersey Central Pwr & Lht	JCPL SUB-TRANS SUBS	MORRISTOWN SUB	35300 - Station Equipment	Switchgear	\$4,603.33	\$3,166.07	\$1,437.26
JCP&L Jersey Central Pwr & Lht	JCPL SUB-TRANS SUBS	MORRISTOWN SUB	35300 - Station Equipment	Fuse Equipment	\$4,871.71	\$1,544.08	\$3,327.63
JCP&L Jersey Central Pwr & Lht	JCPL SUB-TRANS SUBS	MORRISTOWN SUB	35300 - Station Equipment	Bus	\$4,939.95	\$601.55	\$4,338.40
JCP&L Jersey Central Pwr & Lht	JCPL SUB-TRANS SUBS	MORRISTOWN SUB	35300 - Station Equipment	Cable, Wiring	\$5,514.87	\$737.33	\$4,777.54
JCP&L Jersey Central Pwr & Lht	JCPL SUB-TRANS SUBS	MORRISTOWN SUB	35300 - Station Equipment	Switchgear	\$6,080.26	\$4,996.60	\$1,083.66
JCP&L Jersey Central Pwr & Lht	JCPL SUB-TRANS SUBS	MORRISTOWN SUB	35300 - Station Equipment	Controls and Instrumentation	\$6,192.55	\$1,466.01	\$4,726.54
JCP&L Jersey Central Pwr & Lht	JCPL SUB-TRANS SUBS	MORRISTOWN SUB	35300 - Station Equipment	Minor Station Equipment	\$6,460.36	\$2,047.60	\$4,412.76
JCP&L Jersey Central Pwr & Lht	JCPL SUB-TRANS SUBS	MORRISTOWN SUB	35300 - Station Equipment	Non-Unitized	\$6,752.54	\$274.72	\$6,477.82
JCP&L Jersey Central Pwr & Lht	JCPL SUB-TRANS SUBS	MORRISTOWN SUB	35300 - Station Equipment	Fuse Equipment	\$6,871.01	\$2,604.06	\$4,266.95
JCP&L Jersey Central Pwr & Lht	JCPL SUB-TRANS SUBS	MORRISTOWN SUB	35300 - Station Equipment	Fuse Equipment	\$7,124.89	\$2,070.90	\$5,053.99
JCP&L Jersey Central Pwr & Lht	JCPL SUB-TRANS SUBS	MORRISTOWN SUB	35300 - Station Equipment	Wiring	\$7,484.40	\$2,836.53	\$4,647.87
JCP&L Jersey Central Pwr & Lht	JCPL SUB-TRANS SUBS	MORRISTOWN SUB	35300 - Station Equipment	Cabinets/Panels/Consoles	\$7,627.42	\$834.67	\$6,792.75
JCP&L Jersey Central Pwr & Lht	JCPL SUB-TRANS SUBS	MORRISTOWN SUB	35300 - Station Equipment	Foundation - Equipment	\$7,958.68	\$3,938.08	\$4,020.60
JCP&L Jersey Central Pwr & Lht	JCPL SUB-TRANS SUBS	MORRISTOWN SUB	35300 - Station Equipment	Wiring	\$7,963.80	\$2,384.64	\$5,579.16
JCP&L Jersey Central Pwr & Lht	JCPL SUB-TRANS SUBS	MORRISTOWN SUB	35300 - Station Equipment	Carrier Equipment System	\$8,224.49	\$1,947.04	\$6,277.45
JCP&L Jersey Central Pwr & Lht	JCPL SUB-TRANS SUBS	MORRISTOWN SUB	35300 - Station Equipment	Foundation - Equipment	\$8,418.57	\$4,707.76	\$3,710.81
JCP&L Jersey Central Pwr & Lht	JCPL SUB-TRANS SUBS	MORRISTOWN SUB	35300 - Station Equipment	Wiring	\$8,712.69	\$5,368.92	\$3,343.77
JCP&L Jersey Central Pwr & Lht	JCPL SUB-TRANS SUBS	MORRISTOWN SUB	35300 - Station Equipment	Switchgear	\$8,773.25	\$5,406.23	\$3,367.02
JCP&L Jersey Central Pwr & Lht	JCPL SUB-TRANS SUBS	MORRISTOWN SUB	35300 - Station Equipment	Conduit	\$9,319.09	\$777.07	\$8,542.02
JCP&L Jersey Central Pwr & Lht	JCPL SUB-TRANS SUBS	MORRISTOWN SUB	35300 - Station Equipment	Equipment Spill and Leakage System	\$9,576.87	\$2,528.84	\$7,048.03
JCP&L Jersey Central Pwr & Lht	JCPL SUB-TRANS SUBS	MORRISTOWN SUB	35300 - Station Equipment	Arrester, Lightning & Surge Protect	\$9,683.46	\$393.96	\$9,289.50
JCP&L Jersey Central Pwr & Lht	JCPL SUB-TRANS SUBS	MORRISTOWN SUB	35300 - Station Equipment	Dikes and Embankment	\$10,639.79	\$2,215.29	\$8,424.50
JCP&L Jersey Central Pwr & Lht	JCPL SUB-TRANS SUBS	MORRISTOWN SUB	35300 - Station Equipment	Transformer, Potential : Each	\$11,218.66	\$1,227.66	\$9,991.00
JCP&L Jersey Central Pwr & Lht	JCPL SUB-TRANS SUBS	MORRISTOWN SUB	35300 - Station Equipment	Carrier Equipment System	\$11,864.86	\$1,298.38	\$10,566.48
JCP&L Jersey Central Pwr & Lht	JCPL SUB-TRANS SUBS	MORRISTOWN SUB	35300 - Station Equipment	Switch	\$13,197.84	\$6,530.49	\$6,667.35
JCP&L Jersey Central Pwr & Lht	JCPL SUB-TRANS SUBS	MORRISTOWN SUB	35300 - Station Equipment	Bus-Insulators	\$13,867.99	\$1,517.58	\$12,350.41
JCP&L Jersey Central Pwr & Lht	JCPL SUB-TRANS SUBS	MORRISTOWN SUB	35300 - Station Equipment	Transformer, Instrument	\$14,333.83	\$4,166.22	\$10,167.61
JCP&L Jersey Central Pwr & Lht	JCPL SUB-TRANS SUBS	MORRISTOWN SUB	35300 - Station Equipment	Arrester, Lightning & Surge Protect	\$14,720.24	\$5,578.85	\$9,141.39
JCP&L Jersey Central Pwr & Lht	JCPL SUB-TRANS SUBS	MORRISTOWN SUB	35300 - Station Equipment	Foundation - Equipment	\$16,090.75	\$6,098.26	\$9,992.49
JCP&L Jersey Central Pwr & Lht	JCPL SUB-TRANS SUBS	MORRISTOWN SUB	35300 - Station Equipment	Relays	\$16,329.36	\$1,786.94	\$14,542.42
JCP&L Jersey Central Pwr & Lht	JCPL SUB-TRANS SUBS	MORRISTOWN SUB	35300 - Station Equipment	Disconnect Switch	\$16,712.83	\$1,393.59	\$15,319.24
JCP&L Jersey Central Pwr & Lht	JCPL SUB-TRANS SUBS	MORRISTOWN SUB	35300 - Station Equipment	Controls and Instrumentation	\$17,031.35	\$7,908.01	\$9,123.34
JCP&L Jersey Central Pwr & Lht	JCPL SUB-TRANS SUBS	MORRISTOWN SUB	35300 - Station Equipment	Fuse Equipment	\$18,473.30	\$1,540.38	\$16,932.92
JCP&L Jersey Central Pwr & Lht	JCPL SUB-TRANS SUBS	MORRISTOWN SUB	35300 - Station Equipment	Foundation - Equipment	\$18,937.78	\$2,306.08	\$16,631.70
JCP&L Jersey Central Pwr & Lht	JCPL SUB-TRANS SUBS	MORRISTOWN SUB	35300 - Station Equipment	Switchgear	\$19,774.73	\$5,221.64	\$14,553.09
JCP&L Jersey Central Pwr & Lht	JCPL SUB-TRANS SUBS	MORRISTOWN SUB	35300 - Station Equipment	Grounding System, Station	\$19,910.48	\$5,961.90	\$13,948.58
JCP&L Jersey Central Pwr & Lht	JCPL SUB-TRANS SUBS	MORRISTOWN SUB	35300 - Station Equipment	Switch	\$20,367.43	\$506.30	\$19,861.13
JCP&L Jersey Central Pwr & Lht	JCPL SUB-TRANS SUBS	MORRISTOWN SUB	35300 - Station Equipment	Transformer, Instrument	\$22,072.00	\$8,365.10	\$13,706.90

Company	Major Location	Asset Location	Utility Account	Asset Retirement Unit	Book Cost	Allocated Reserve	Net Book Value
JCP&L Jersey Central Pwr & Lht	JCPL SUB-TRANS SUBS	MORRISTOWN SUB	35300 - Station Equipment	Line Wave Trap	\$22,158.43	\$3,218.49	\$18,939.94
JCP&L Jersey Central Pwr & Lht	JCPL SUB-TRANS SUBS	MORRISTOWN SUB	35300 - Station Equipment	Carrier Equipment System	\$22,473.89	\$4,679.25	\$17,794.64
JCP&L Jersey Central Pwr & Lht	JCPL SUB-TRANS SUBS	MORRISTOWN SUB	35300 - Station Equipment	Underground Cable Splice	\$25,316.68	\$625.79	\$24,690.89
JCP&L Jersey Central Pwr & Lht	JCPL SUB-TRANS SUBS	MORRISTOWN SUB	35300 - Station Equipment	Cable	\$29,919.74	\$739.57	\$29,180.17
JCP&L Jersey Central Pwr & Lht	JCPL SUB-TRANS SUBS	MORRISTOWN SUB	35300 - Station Equipment	Transformer, Power	\$33,836.86	\$10,131.95	\$23,704.91
JCP&L Jersey Central Pwr & Lht	JCPL SUB-TRANS SUBS	MORRISTOWN SUB	35300 - Station Equipment	Conduit/Duct System	\$35,135.25	\$17,385.45	\$17,749.80
JCP&L Jersey Central Pwr & Lht	JCPL SUB-TRANS SUBS	MORRISTOWN SUB	35300 - Station Equipment	Carrier Equipment System	\$35,326.24	\$10,887.33	\$24,438.91
JCP&L Jersey Central Pwr & Lht	JCPL SUB-TRANS SUBS	MORRISTOWN SUB	35300 - Station Equipment	Transformer, Station Service : Each	\$36,322.34	\$4,856.21	\$31,466.13
JCP&L Jersey Central Pwr & Lht	JCPL SUB-TRANS SUBS	MORRISTOWN SUB	35300 - Station Equipment	Minor Station Equipment	\$36,348.63	\$6,842.74	\$29,505.89
JCP&L Jersey Central Pwr & Lht	JCPL SUB-TRANS SUBS	MORRISTOWN SUB	35300 - Station Equipment	Arrester, Lightning & Surge Protect	\$36,551.42	\$11,904.96	\$24,646.46
JCP&L Jersey Central Pwr & Lht	JCPL SUB-TRANS SUBS	MORRISTOWN SUB	35300 - Station Equipment	Carrier Transmitter/Receiver Assem	\$37,081.46	\$5,386.04	\$31,695.42
JCP&L Jersey Central Pwr & Lht	JCPL SUB-TRANS SUBS	MORRISTOWN SUB	35300 - Station Equipment	Grounding System, Station	\$40,892.22	\$4,474.86	\$36,417.36
JCP&L Jersey Central Pwr & Lht	JCPL SUB-TRANS SUBS	MORRISTOWN SUB	35300 - Station Equipment	Transformer, Power	\$42,359.20	\$7,536.82	\$34,822.38
JCP&L Jersey Central Pwr & Lht	JCPL SUB-TRANS SUBS	MORRISTOWN SUB	35300 - Station Equipment	Grounding System, Station	\$43,421.22	\$16,456.29	\$26,964.93
JCP&L Jersey Central Pwr & Lht	JCPL SUB-TRANS SUBS	MORRISTOWN SUB	35300 - Station Equipment	Circuit Breaker	\$45,398.03	\$9,452.24	\$35,945.79
JCP&L Jersey Central Pwr & Lht	JCPL SUB-TRANS SUBS	MORRISTOWN SUB	35300 - Station Equipment	Structural Steel Support	\$46,696.71	\$5,110.06	\$41,586.65
JCP&L Jersey Central Pwr & Lht	JCPL SUB-TRANS SUBS	MORRISTOWN SUB	35300 - Station Equipment	Control Wiring	\$50,245.14	\$5,498.36	\$44,746.78
JCP&L Jersey Central Pwr & Lht	JCPL SUB-TRANS SUBS	MORRISTOWN SUB	35300 - Station Equipment	Bus	\$52,354.27	\$5,729.17	\$46,625.10
JCP&L Jersey Central Pwr & Lht	JCPL SUB-TRANS SUBS	MORRISTOWN SUB	35300 - Station Equipment	Foundation	\$56,817.95	\$4,737.72	\$52,080.23
JCP&L Jersey Central Pwr & Lht	JCPL SUB-TRANS SUBS	MORRISTOWN SUB	35300 - Station Equipment	Minor Station Equipment	\$59,316.46	\$22,480.45	\$36,836.01
JCP&L Jersey Central Pwr & Lht	JCPL SUB-TRANS SUBS	MORRISTOWN SUB	35300 - Station Equipment	Carrier Equipment System	\$60,699.52	\$23,004.62	\$37,694.90
JCP&L Jersey Central Pwr & Lht	JCPL SUB-TRANS SUBS	MORRISTOWN SUB	35300 - Station Equipment	Capacitor Bank	\$63,587.72	\$24,099.22	\$39,488.50
JCP&L Jersey Central Pwr & Lht	JCPL SUB-TRANS SUBS	MORRISTOWN SUB	35300 - Station Equipment	Switch	\$69,712.43	\$7,628.69	\$62,083.74
JCP&L Jersey Central Pwr & Lht	JCPL SUB-TRANS SUBS	MORRISTOWN SUB	35300 - Station Equipment	Microwave System	\$70,947.68	\$19,996.08	\$50,951.60
JCP&L Jersey Central Pwr & Lht	JCPL SUB-TRANS SUBS	MORRISTOWN SUB	35300 - Station Equipment	Conduit/Duct System	\$76,510.57	\$28,996.87	\$47,513.70
JCP&L Jersey Central Pwr & Lht	JCPL SUB-TRANS SUBS	MORRISTOWN SUB	35300 - Station Equipment	RTU - SCADA	\$79,674.04	\$4,402.76	\$75,271.28
JCP&L Jersey Central Pwr & Lht	JCPL SUB-TRANS SUBS	MORRISTOWN SUB	35300 - Station Equipment	Controls and Instrumentation	\$81,486.18	\$8,917.09	\$72,569.09
JCP&L Jersey Central Pwr & Lht	JCPL SUB-TRANS SUBS	MORRISTOWN SUB	35300 - Station Equipment	Relays	\$81,790.94	\$3,297.42	\$78,493.52
JCP&L Jersey Central Pwr & Lht	JCPL SUB-TRANS SUBS	MORRISTOWN SUB	35300 - Station Equipment	Arrester, Lightning & Surge Protect	\$82,456.43	\$6,875.56	\$75,580.87
JCP&L Jersey Central Pwr & Lht	JCPL SUB-TRANS SUBS	MORRISTOWN SUB	35300 - Station Equipment	Bus	\$83,893.18	\$6,995.36	\$76,897.82
JCP&L Jersey Central Pwr & Lht	JCPL SUB-TRANS SUBS	MORRISTOWN SUB	35300 - Station Equipment	Circuit Breaker	\$87,179.31	\$10,615.95	\$76,563.36
JCP&L Jersey Central Pwr & Lht	JCPL SUB-TRANS SUBS	MORRISTOWN SUB	35300 - Station Equipment	Load Interrupter	\$105,040.24	\$7,311.22	\$97,729.02
JCP&L Jersey Central Pwr & Lht	JCPL SUB-TRANS SUBS	MORRISTOWN SUB	35300 - Station Equipment	Foundation	\$107,718.14	\$11,787.68	\$95,930.46
JCP&L Jersey Central Pwr & Lht	JCPL SUB-TRANS SUBS	MORRISTOWN SUB	35300 - Station Equipment	Capacitor Bank	\$109,536.78	\$27,937.74	\$81,599.04
JCP&L Jersey Central Pwr & Lht	JCPL SUB-TRANS SUBS	MORRISTOWN SUB	35300 - Station Equipment	Drains	\$118,821.94	\$9,907.86	\$108,914.08
JCP&L Jersey Central Pwr & Lht	JCPL SUB-TRANS SUBS	MORRISTOWN SUB	35300 - Station Equipment	Switchgear	\$123,223.74	\$33,637.93	\$89,585.81
JCP&L Jersey Central Pwr & Lht	JCPL SUB-TRANS SUBS	MORRISTOWN SUB	35300 - Station Equipment	Non-Unitized	\$125,445.96	\$1,058.80	\$124,387.16
JCP&L Jersey Central Pwr & Lht	JCPL SUB-TRANS SUBS	MORRISTOWN SUB	35300 - Station Equipment	Conduit	\$135,022.69	\$14,775.63	\$120,247.06
JCP&L Jersey Central Pwr & Lht	JCPL SUB-TRANS SUBS	MORRISTOWN SUB	35300 - Station Equipment	Foundation - Equipment	\$136,217.65	\$39,592.49	\$96,625.16
JCP&L Jersey Central Pwr & Lht	JCPL SUB-TRANS SUBS	MORRISTOWN SUB	35300 - Station Equipment	Arrester, Lightning & Surge Protect	\$139,263.91	\$15,239.76	\$124,024.15
JCP&L Jersey Central Pwr & Lht	JCPL SUB-TRANS SUBS	MORRISTOWN SUB	35300 - Station Equipment	Structure	\$145,265.79	\$55,054.55	\$90,211.24
JCP&L Jersey Central Pwr & Lht	JCPL SUB-TRANS SUBS	MORRISTOWN SUB	35300 - Station Equipment	Relays	\$147,864.71	\$3,675.63	\$144,189.08
JCP&L Jersey Central Pwr & Lht	JCPL SUB-TRANS SUBS	MORRISTOWN SUB	35300 - Station Equipment	Switch	\$165,532.88	\$62,735.61	\$102,797.27
JCP&L Jersey Central Pwr & Lht	JCPL SUB-TRANS SUBS	MORRISTOWN SUB	35300 - Station Equipment	Carrier Equipment System	\$166,050.60	\$6,694.37	\$159,356.23
JCP&L Jersey Central Pwr & Lht	JCPL SUB-TRANS SUBS	MORRISTOWN SUB	35300 - Station Equipment	Capacitor Bank	\$175,597.30	\$51,038.42	\$124,558.88
JCP&L Jersey Central Pwr & Lht	JCPL SUB-TRANS SUBS	MORRISTOWN SUB	35300 - Station Equipment	Circuit Breaker	\$223,161.27	\$24,420.71	\$198,740.56
JCP&L Jersey Central Pwr & Lht	JCPL SUB-TRANS SUBS	MORRISTOWN SUB	35300 - Station Equipment	Dikes and Embankment	\$341,501.22	\$28,475.79	\$313,025.43
JCP&L Jersey Central Pwr & Lht	JCPL SUB-TRANS SUBS	MORRISTOWN SUB	35300 - Station Equipment	Equipment Spill and Leakage System	\$404,057.37	\$95,655.26	\$308,402.11
JCP&L Jersey Central Pwr & Lht	JCPL SUB-TRANS SUBS	MORRISTOWN SUB	35300 - Station Equipment	Switchgear	\$483,936.27	\$140,659.02	\$343,277.25
JCP&L Jersey Central Pwr & Lht	JCPL SUB-TRANS SUBS	MORRISTOWN SUB	35300 - Station Equipment	Capacitor Bank	\$540,281.59	\$59,123.41	\$481,158.18
JCP&L Jersey Central Pwr & Lht	JCPL SUB-TRANS SUBS	MORRISTOWN SUB	35300 - Station Equipment	Transformer, Power	\$643,234.53	\$243,780.62	\$399,453.91
JCP&L Jersey Central Pwr & Lht	JCPL SUB-TRANS SUBS	MORRISTOWN SUB	35300 - Station Equipment	Transformer, Power	\$1,141,029.80	\$291,023.68	\$850,006.12
JCP&L Jersey Central Pwr & Lht	JCPL SUB-TRANS SUBS	MORRISTOWN SUB	35300 - Station Equipment	Circuit Breaker	\$1,370,470.50	\$519,397.09	\$851,073.41
JCP&L Jersey Central Pwr & Lht	JCPL SUB-TRANS SUBS	MORRISTOWN SUB	35300 - Station Equipment	Switchgear	\$1,493,878.80	\$566,167.83	\$927,710.97
JCP&L Jersey Central Pwr & Lht	JCPL SUB-TRANS SUBS	MORRISTOWN SUB	35300 - Station Equipment	Circuit Breaker	\$3,467,925.40	\$289,170.06	\$3,178,755.34
		MORRISTOWN SUB Total			\$14,145,344.48	\$3,048,945.79	\$11,096,398.69
JCP&L Jersey Central Pwr & Lht	JCPL DIST SUBS	MOTTS CORNER SUB	35300 - Station Equipment	Relays	\$6,810.27	\$474.02	\$6,336.25
		MOTTS CORNER SUB Total			\$6,810.27	\$474.02	\$6,336.25

Company	Major Location	Asset Location	Utility Account	Asset Retirement Unit	Book Cost	Allocated Reserve	Net Book Value
JCP&L Jersey Central Pwr & Lht	JCPL DIST SUBS	MOUNTVILLE SUB	35300 - Station Equipment	Transformer, Potential : Each	\$22,747.19	\$2,489.24	\$20,257.95
		MOUNTVILLE SUB Total			\$22,747.19	\$2,489.24	\$20,257.95
JCP&L Jersey Central Pwr & Lht	JCPL DIST SUBS	MT PLEASANT SUB	35300 - Station Equipment	Transformer, Power	\$393,931.27	\$74,158.71	\$319,772.56
JCP&L Jersey Central Pwr & Lht	JCPL DIST SUBS	MT PLEASANT SUB	35300 - Station Equipment	Transformer, Power	\$491,120.32	\$47,467.21	\$443,653.11
		MT PLEASANT SUB Total			\$885,051.59	\$121,625.92	\$763,425.67
JCP&L Jersey Central Pwr & Lht	JCPL SUB-TRANS SUBS	NEJESCO SUB	35300 - Station Equipment	Grounding System, Station	\$102.93	\$26.25	\$76.68
JCP&L Jersey Central Pwr & Lht	JCPL SUB-TRANS SUBS	NEJESCO SUB	35300 - Station Equipment	Minor Station Equipment	\$137.69	\$61.21	\$76.48
JCP&L Jersey Central Pwr & Lht	JCPL SUB-TRANS SUBS	NEJESCO SUB	35300 - Station Equipment	Grounding System, Station	\$184.31	\$78.40	\$105.91
JCP&L Jersey Central Pwr & Lht	JCPL SUB-TRANS SUBS	NEJESCO SUB	35300 - Station Equipment	Misc Tools & Equipment	\$454.08	\$188.85	\$265.23
JCP&L Jersey Central Pwr & Lht	JCPL SUB-TRANS SUBS	NEJESCO SUB	35300 - Station Equipment	Foundation - Equipment	\$474.11	\$197.18	\$276.93
JCP&L Jersey Central Pwr & Lht	JCPL SUB-TRANS SUBS	NEJESCO SUB	35300 - Station Equipment	Battery System	\$687.54	\$305.69	\$381.85
JCP&L Jersey Central Pwr & Lht	JCPL SUB-TRANS SUBS	NEJESCO SUB	35300 - Station Equipment	Arrester, Lightning & Surge Protect	\$1,020.18	\$260.20	\$759.98
JCP&L Jersey Central Pwr & Lht	JCPL SUB-TRANS SUBS	NEJESCO SUB	35300 - Station Equipment	Fire Protection System for Equipmnt	\$1,183.40	\$492.17	\$691.23
JCP&L Jersey Central Pwr & Lht	JCPL SUB-TRANS SUBS	NEJESCO SUB	35300 - Station Equipment	Controls and Instrumentation	\$1,211.73	\$492.60	\$719.13
JCP&L Jersey Central Pwr & Lht	JCPL SUB-TRANS SUBS	NEJESCO SUB	35300 - Station Equipment	Wood Pole	\$1,266.69	\$323.07	\$943.62
JCP&L Jersey Central Pwr & Lht	JCPL SUB-TRANS SUBS	NEJESCO SUB	35300 - Station Equipment	Transformer, Power	\$1,822.27	\$561.61	\$1,260.66
JCP&L Jersey Central Pwr & Lht	JCPL SUB-TRANS SUBS	NEJESCO SUB	35300 - Station Equipment	Conduit/Duct System	\$2,033.12	\$845.56	\$1,187.56
JCP&L Jersey Central Pwr & Lht	JCPL SUB-TRANS SUBS	NEJESCO SUB	35300 - Station Equipment	Controls and Instrumentation	\$2,357.55	\$1,002.79	\$1,354.76
JCP&L Jersey Central Pwr & Lht	JCPL SUB-TRANS SUBS	NEJESCO SUB	35300 - Station Equipment	Wiring	\$3,059.42	\$780.31	\$2,279.11
JCP&L Jersey Central Pwr & Lht	JCPL SUB-TRANS SUBS	NEJESCO SUB	35300 - Station Equipment	Fuse Equipment	\$3,264.15	\$1,357.53	\$1,906.62
JCP&L Jersey Central Pwr & Lht	JCPL SUB-TRANS SUBS	NEJESCO SUB	35300 - Station Equipment	Foundation - Equipment	\$3,390.20	\$1,507.31	\$1,882.89
JCP&L Jersey Central Pwr & Lht	JCPL SUB-TRANS SUBS	NEJESCO SUB	35300 - Station Equipment	Controls and Instrumentation	\$3,783.39	\$2,073.93	\$1,709.46
JCP&L Jersey Central Pwr & Lht	JCPL SUB-TRANS SUBS	NEJESCO SUB	35300 - Station Equipment	Controls and Instrumentation	\$4,092.04	\$1,701.85	\$2,390.19
JCP&L Jersey Central Pwr & Lht	JCPL SUB-TRANS SUBS	NEJESCO SUB	35300 - Station Equipment	Controls and Instrumentation	\$4,199.51	\$1,867.14	\$2,332.37
JCP&L Jersey Central Pwr & Lht	JCPL SUB-TRANS SUBS	NEJESCO SUB	35300 - Station Equipment	Steel Pole Fully Dressed	\$4,608.79	\$669.42	\$3,939.37
JCP&L Jersey Central Pwr & Lht	JCPL SUB-TRANS SUBS	NEJESCO SUB	35300 - Station Equipment	Conduit/Duct System	\$5,134.25	\$2,282.73	\$2,851.52
JCP&L Jersey Central Pwr & Lht	JCPL SUB-TRANS SUBS	NEJESCO SUB	35300 - Station Equipment	Non-Unitized	\$5,587.62	\$395.00	\$5,192.62
JCP&L Jersey Central Pwr & Lht	JCPL SUB-TRANS SUBS	NEJESCO SUB	35300 - Station Equipment	Structure	\$6,488.04	\$2,698.32	\$3,789.72
JCP&L Jersey Central Pwr & Lht	JCPL SUB-TRANS SUBS	NEJESCO SUB	35300 - Station Equipment	Battery System	\$6,890.90	\$2,002.88	\$4,888.02
JCP&L Jersey Central Pwr & Lht	JCPL SUB-TRANS SUBS	NEJESCO SUB	35300 - Station Equipment	Structure	\$7,761.85	\$3,301.54	\$4,460.31
JCP&L Jersey Central Pwr & Lht	JCPL SUB-TRANS SUBS	NEJESCO SUB	35300 - Station Equipment	Foundation - Equipment	\$8,962.24	\$3,812.13	\$5,150.11
JCP&L Jersey Central Pwr & Lht	JCPL SUB-TRANS SUBS	NEJESCO SUB	35300 - Station Equipment	Transformer, Power	\$10,985.61	\$4,568.83	\$6,416.78
JCP&L Jersey Central Pwr & Lht	JCPL SUB-TRANS SUBS	NEJESCO SUB	35300 - Station Equipment	Wiring	\$11,142.44	\$4,739.49	\$6,402.95
JCP&L Jersey Central Pwr & Lht	JCPL SUB-TRANS SUBS	NEJESCO SUB	35300 - Station Equipment	Switch	\$11,455.21	\$4,764.12	\$6,691.09
JCP&L Jersey Central Pwr & Lht	JCPL SUB-TRANS SUBS	NEJESCO SUB	35300 - Station Equipment	Switchgear	\$14,177.66	\$6,303.48	\$7,874.18
JCP&L Jersey Central Pwr & Lht	JCPL SUB-TRANS SUBS	NEJESCO SUB	35300 - Station Equipment	Grounding System, Station	\$14,436.62	\$6,418.62	\$8,018.00
JCP&L Jersey Central Pwr & Lht	JCPL SUB-TRANS SUBS	NEJESCO SUB	35300 - Station Equipment	Minor Station Equipment	\$14,718.35	\$2,618.79	\$12,099.56
JCP&L Jersey Central Pwr & Lht	JCPL SUB-TRANS SUBS	NEJESCO SUB	35300 - Station Equipment	Arrester, Lightning & Surge Protect	\$15,909.92	\$6,629.05	\$8,280.87
JCP&L Jersey Central Pwr & Lht	JCPL SUB-TRANS SUBS	NEJESCO SUB	35300 - Station Equipment	Switchgear	\$15,198.83	\$6,321.06	\$8,877.77
JCP&L Jersey Central Pwr & Lht	JCPL SUB-TRANS SUBS	NEJESCO SUB	35300 - Station Equipment	Grounding System, Station	\$15,884.36	\$6,606.18	\$9,278.18
JCP&L Jersey Central Pwr & Lht	JCPL SUB-TRANS SUBS	NEJESCO SUB	35300 - Station Equipment	Wiring	\$20,643.90	\$9,178.42	\$11,465.48
JCP&L Jersey Central Pwr & Lht	JCPL SUB-TRANS SUBS	NEJESCO SUB	35300 - Station Equipment	Wiring	\$21,187.61	\$8,811.75	\$12,375.86
JCP&L Jersey Central Pwr & Lht	JCPL SUB-TRANS SUBS	NEJESCO SUB	35300 - Station Equipment	Wiring	\$25,463.32	\$3,698.52	\$21,764.80
JCP&L Jersey Central Pwr & Lht	JCPL SUB-TRANS SUBS	NEJESCO SUB	35300 - Station Equipment	RTU - SCADA	\$27,833.35	\$5,795.14	\$22,038.21
JCP&L Jersey Central Pwr & Lht	JCPL SUB-TRANS SUBS	NEJESCO SUB	35300 - Station Equipment	Switch	\$32,424.29	\$14,416.06	\$18,008.23
JCP&L Jersey Central Pwr & Lht	JCPL SUB-TRANS SUBS	NEJESCO SUB	35300 - Station Equipment	Non-Unitized	\$40,540.69	\$342.17	\$40,198.52
JCP&L Jersey Central Pwr & Lht	JCPL SUB-TRANS SUBS	NEJESCO SUB	35300 - Station Equipment	Structure	\$42,066.92	\$18,703.25	\$23,363.67
JCP&L Jersey Central Pwr & Lht	JCPL SUB-TRANS SUBS	NEJESCO SUB	35300 - Station Equipment	Switch	\$46,524.47	\$19,789.41	\$26,735.06
JCP&L Jersey Central Pwr & Lht	JCPL SUB-TRANS SUBS	NEJESCO SUB	35300 - Station Equipment	Circuit Switcher	\$79,382.95	\$6,619.28	\$72,763.67
JCP&L Jersey Central Pwr & Lht	JCPL SUB-TRANS SUBS	NEJESCO SUB	35300 - Station Equipment	Transformer, Power	\$129,859.21	\$55,236.24	\$74,622.97
JCP&L Jersey Central Pwr & Lht	JCPL SUB-TRANS SUBS	NEJESCO SUB	35300 - Station Equipment	Transformer, Power	\$152,559.51	\$77,077.05	\$75,482.46
JCP&L Jersey Central Pwr & Lht	JCPL SUB-TRANS SUBS	NEJESCO SUB	35300 - Station Equipment	Transformer, Power	\$152,877.38	\$67,970.37	\$84,907.01
JCP&L Jersey Central Pwr & Lht	JCPL SUB-TRANS SUBS	NEJESCO SUB	35300 - Station Equipment	Bushings	\$254,222.37	\$2,145.71	\$252,076.66
JCP&L Jersey Central Pwr & Lht	JCPL SUB-TRANS SUBS	NEJESCO SUB	35300 - Station Equipment	Transformer, Power	\$525,208.53	\$133,956.29	\$391,252.24
		NEJESCO SUB Total			\$1,753,861.50	\$501,994.92	\$1,251,866.58
JCP&L Jersey Central Pwr & Lht	JCPL DIST SUBS	NEW LISBON SUB	35300 - Station Equipment	Equipment Enclosure	\$1,902.95	\$106.46	\$1,796.49
JCP&L Jersey Central Pwr & Lht	JCPL DIST SUBS	NEW LISBON SUB	35300 - Station Equipment	Transformer, Station Service : Each	\$4,717.87	\$263.96	\$4,453.91
JCP&L Jersey Central Pwr & Lht	JCPL DIST SUBS	NEW LISBON SUB	35300 - Station Equipment	Cabinets/Panels/Consoles	\$5,858.98	\$327.81	\$5,531.17

Company	Major Location	Asset Location	Utility Account	Asset Retirement Unit	Book Cost	Allocated Reserve	Net Book Value
JCP&L Jersey Central Pwr & Lht	JCPL DIST SUBS	NEW LISBON SUB	35300 - Station Equipment	Arrester, Lightning & Surge Protect	\$16,046.47	\$897.79	\$15,148.68
JCP&L Jersey Central Pwr & Lht	JCPL DIST SUBS	NEW LISBON SUB	35300 - Station Equipment	Wiring	\$26,133.85	\$1,462.16	\$24,671.69
JCP&L Jersey Central Pwr & Lht	JCPL DIST SUBS	NEW LISBON SUB	35300 - Station Equipment	Switch	\$27,992.21	\$1,566.14	\$26,426.07
JCP&L Jersey Central Pwr & Lht	JCPL DIST SUBS	NEW LISBON SUB	35300 - Station Equipment	VT 34.5KV	\$32,403.85	\$1,812.96	\$30,590.89
JCP&L Jersey Central Pwr & Lht	JCPL DIST SUBS	NEW LISBON SUB	35300 - Station Equipment	Air Break	\$37,078.15	\$2,074.48	\$35,003.67
JCP&L Jersey Central Pwr & Lht	JCPL DIST SUBS	NEW LISBON SUB	35300 - Station Equipment	CT 34.5KV	\$38,595.15	\$2,159.36	\$36,435.79
JCP&L Jersey Central Pwr & Lht	JCPL DIST SUBS	NEW LISBON SUB	35300 - Station Equipment	Structure	\$49,492.92	\$2,769.08	\$46,723.84
JCP&L Jersey Central Pwr & Lht	JCPL DIST SUBS	NEW LISBON SUB	35300 - Station Equipment	Bus	\$77,932.71	\$4,360.26	\$73,572.45
JCP&L Jersey Central Pwr & Lht	JCPL DIST SUBS	NEW LISBON SUB	35300 - Station Equipment	Disconnect Switch	\$104,745.61	\$5,860.42	\$98,885.19
JCP&L Jersey Central Pwr & Lht	JCPL DIST SUBS	NEW LISBON SUB	35300 - Station Equipment	Insulator - transmission	\$113,777.95	\$6,365.77	\$107,412.18
JCP&L Jersey Central Pwr & Lht	JCPL DIST SUBS	NEW LISBON SUB	35300 - Station Equipment	Relays	\$225,138.35	\$12,596.28	\$212,542.07
JCP&L Jersey Central Pwr & Lht	JCPL DIST SUBS	NEW LISBON SUB	35300 - Station Equipment	Cable, Wiring	\$235,473.28	\$13,174.51	\$222,298.77
JCP&L Jersey Central Pwr & Lht	JCPL DIST SUBS	NEW LISBON SUB	35300 - Station Equipment	Building	\$260,517.24	\$14,575.69	\$245,941.55
JCP&L Jersey Central Pwr & Lht	JCPL DIST SUBS	NEW LISBON SUB	35300 - Station Equipment	Conduit	\$299,112.38	\$16,735.05	\$282,377.33
JCP&L Jersey Central Pwr & Lht	JCPL DIST SUBS	NEW LISBON SUB	35300 - Station Equipment	Circuit Breaker	\$308,544.07	\$17,262.75	\$291,281.32
		NEW LISBON SUB Total			\$1,865,463.99	\$104,370.93	\$1,761,093.06
JCP&L Jersey Central Pwr & Lht	JCPL DIST SUBS	NEWTON SUB	35300 - Station Equipment	Non-Unitized	\$2,609.36	\$64.86	\$2,544.50
JCP&L Jersey Central Pwr & Lht	JCPL DIST SUBS	NEWTON SUB	35300 - Station Equipment	Grounding System, Station	\$7,561.36	\$526.30	\$7,035.06
JCP&L Jersey Central Pwr & Lht	JCPL DIST SUBS	NEWTON SUB	35300 - Station Equipment	Reactor	\$30,747.06	\$1,720.27	\$29,026.79
JCP&L Jersey Central Pwr & Lht	JCPL DIST SUBS	NEWTON SUB	35300 - Station Equipment	Arrester, Lightning & Surge Protect	\$40,475.80	\$2,817.27	\$37,658.53
JCP&L Jersey Central Pwr & Lht	JCPL DIST SUBS	NEWTON SUB	35300 - Station Equipment	Non-Unitized	\$43,548.56	\$2,436.50	\$41,112.06
JCP&L Jersey Central Pwr & Lht	JCPL DIST SUBS	NEWTON SUB	35300 - Station Equipment	Controls and Instrumentation	\$61,409.00	\$4,274.31	\$57,134.69
JCP&L Jersey Central Pwr & Lht	JCPL DIST SUBS	NEWTON SUB	35300 - Station Equipment	Relays	\$66,537.86	\$4,631.30	\$61,906.56
JCP&L Jersey Central Pwr & Lht	JCPL DIST SUBS	NEWTON SUB	35300 - Station Equipment	Conduit	\$103,157.72	\$7,180.19	\$95,977.53
JCP&L Jersey Central Pwr & Lht	JCPL DIST SUBS	NEWTON SUB	35300 - Station Equipment	Foundation	\$103,368.82	\$7,194.89	\$96,173.93
JCP&L Jersey Central Pwr & Lht	JCPL DIST SUBS	NEWTON SUB	35300 - Station Equipment	Cabinets/Panels/Consoles	\$165,828.94	\$11,542.36	\$154,286.58
		NEWTON SUB Total			\$625,244.48	\$42,388.26	\$582,856.22
JCP&L Jersey Central Pwr & Lht	JCPL SUB-TRANS SUBS	NEWTON SUBTRAN SUB	35300 - Station Equipment	Controls and Instrumentation	\$126.24	\$56.12	\$70.12
JCP&L Jersey Central Pwr & Lht	JCPL SUB-TRANS SUBS	NEWTON SUBTRAN SUB	35300 - Station Equipment	Controls and Instrumentation	\$546.04	\$139.27	\$406.77
JCP&L Jersey Central Pwr & Lht	JCPL SUB-TRANS SUBS	NEWTON SUBTRAN SUB	35300 - Station Equipment	Fire Protection System for Equipmnt	\$1,843.24	\$568.07	\$1,275.17
JCP&L Jersey Central Pwr & Lht	JCPL SUB-TRANS SUBS	NEWTON SUBTRAN SUB	35300 - Station Equipment	Bus-Insulators	\$2,167.89	\$339.17	\$1,828.72
JCP&L Jersey Central Pwr & Lht	JCPL SUB-TRANS SUBS	NEWTON SUBTRAN SUB	35300 - Station Equipment	Grounding System, Station	\$2,692.65	\$686.77	\$2,005.88
JCP&L Jersey Central Pwr & Lht	JCPL SUB-TRANS SUBS	NEWTON SUBTRAN SUB	35300 - Station Equipment	Control Wiring	\$2,693.41	\$421.39	\$2,272.02
JCP&L Jersey Central Pwr & Lht	JCPL SUB-TRANS SUBS	NEWTON SUBTRAN SUB	35300 - Station Equipment	Carrier Equipment System	\$3,095.02	\$703.76	\$2,391.26
JCP&L Jersey Central Pwr & Lht	JCPL SUB-TRANS SUBS	NEWTON SUBTRAN SUB	35300 - Station Equipment	Wiring	\$3,133.92	\$799.32	\$2,334.60
JCP&L Jersey Central Pwr & Lht	JCPL SUB-TRANS SUBS	NEWTON SUBTRAN SUB	35300 - Station Equipment	Steel Pole Fully Dressed	\$4,608.79	\$669.42	\$3,939.37
JCP&L Jersey Central Pwr & Lht	JCPL SUB-TRANS SUBS	NEWTON SUBTRAN SUB	35300 - Station Equipment	Arrester, Lightning & Surge Protect	\$4,813.26	\$753.04	\$4,060.22
JCP&L Jersey Central Pwr & Lht	JCPL SUB-TRANS SUBS	NEWTON SUBTRAN SUB	35300 - Station Equipment	Battery System	\$7,951.27	\$2,450.53	\$5,500.74
JCP&L Jersey Central Pwr & Lht	JCPL SUB-TRANS SUBS	NEWTON SUBTRAN SUB	35300 - Station Equipment	Transformer, Power	\$8,617.68	\$3,831.48	\$4,786.20
JCP&L Jersey Central Pwr & Lht	JCPL SUB-TRANS SUBS	NEWTON SUBTRAN SUB	35300 - Station Equipment	Controls and Instrumentation	\$8,921.80	\$3,880.34	\$5,041.46
JCP&L Jersey Central Pwr & Lht	JCPL SUB-TRANS SUBS	NEWTON SUBTRAN SUB	35300 - Station Equipment	Cable, Wiring	\$10,061.13	\$1,574.07	\$8,487.06
JCP&L Jersey Central Pwr & Lht	JCPL SUB-TRANS SUBS	NEWTON SUBTRAN SUB	35300 - Station Equipment	Non-Unitized	\$11,201.70	\$455.73	\$10,745.97
JCP&L Jersey Central Pwr & Lht	JCPL SUB-TRANS SUBS	NEWTON SUBTRAN SUB	35300 - Station Equipment	Grounding System, Station	\$12,867.46	\$3,965.67	\$8,901.79
JCP&L Jersey Central Pwr & Lht	JCPL SUB-TRANS SUBS	NEWTON SUBTRAN SUB	35300 - Station Equipment	Minor Station Equipment	\$14,163.72	\$4,365.17	\$9,798.55
JCP&L Jersey Central Pwr & Lht	JCPL SUB-TRANS SUBS	NEWTON SUBTRAN SUB	35300 - Station Equipment	Arrester, Lightning & Surge Protect	\$15,906.96	\$4,057.12	\$11,849.84
JCP&L Jersey Central Pwr & Lht	JCPL SUB-TRANS SUBS	NEWTON SUBTRAN SUB	35300 - Station Equipment	Reactor	\$16,740.06	\$5,159.18	\$11,580.88
JCP&L Jersey Central Pwr & Lht	JCPL SUB-TRANS SUBS	NEWTON SUBTRAN SUB	35300 - Station Equipment	Bus	\$18,426.01	\$1,282.52	\$17,143.49
JCP&L Jersey Central Pwr & Lht	JCPL SUB-TRANS SUBS	NEWTON SUBTRAN SUB	35300 - Station Equipment	Controls and Instrumentation	\$27,063.96	\$8,340.94	\$18,723.02
JCP&L Jersey Central Pwr & Lht	JCPL SUB-TRANS SUBS	NEWTON SUBTRAN SUB	35300 - Station Equipment	Conduit	\$28,878.51	\$2,010.06	\$26,868.45
JCP&L Jersey Central Pwr & Lht	JCPL SUB-TRANS SUBS	NEWTON SUBTRAN SUB	35300 - Station Equipment	Grounding System, Station	\$30,723.34	\$2,138.46	\$28,584.88
JCP&L Jersey Central Pwr & Lht	JCPL SUB-TRANS SUBS	NEWTON SUBTRAN SUB	35300 - Station Equipment	Transformer, Instrument	\$38,071.51	\$11,733.41	\$26,338.10
JCP&L Jersey Central Pwr & Lht	JCPL SUB-TRANS SUBS	NEWTON SUBTRAN SUB	35300 - Station Equipment	Carrier Equipment System	\$38,814.22	\$10,249.14	\$28,565.08
JCP&L Jersey Central Pwr & Lht	JCPL SUB-TRANS SUBS	NEWTON SUBTRAN SUB	35300 - Station Equipment	Bus	\$39,474.42	\$2,208.56	\$37,265.86
JCP&L Jersey Central Pwr & Lht	JCPL SUB-TRANS SUBS	NEWTON SUBTRAN SUB	35300 - Station Equipment	Foundation	\$45,709.82	\$3,181.58	\$42,528.24
JCP&L Jersey Central Pwr & Lht	JCPL SUB-TRANS SUBS	NEWTON SUBTRAN SUB	35300 - Station Equipment	Non-Unitized	\$47,600.01	\$401.76	\$47,198.25
JCP&L Jersey Central Pwr & Lht	JCPL SUB-TRANS SUBS	NEWTON SUBTRAN SUB	35300 - Station Equipment	Transformer, Station Service : Each	\$55,709.59	\$8,715.78	\$46,993.81
JCP&L Jersey Central Pwr & Lht	JCPL SUB-TRANS SUBS	NEWTON SUBTRAN SUB	35300 - Station Equipment	RTU - SCADA	\$59,451.24	\$10,577.95	\$48,873.29
JCP&L Jersey Central Pwr & Lht	JCPL SUB-TRANS SUBS	NEWTON SUBTRAN SUB	35300 - Station Equipment	Carrier Equipment System	\$67,812.63	\$16,053.75	\$51,758.88

Company	Major Location	Asset Location	Utility Account	Asset Retirement Unit	Book Cost	Allocated Reserve	Net Book Value
JCP&L Jersey Central Pwr & Lht	JCPL SUB-TRANS SUBS	NEWTON SUBTRAN SUB	35300 - Station Equipment	Minor Station Equipment	\$89,609.67	\$18,657.47	\$70,952.20
JCP&L Jersey Central Pwr & Lht	JCPL SUB-TRANS SUBS	NEWTON SUBTRAN SUB	35300 - Station Equipment	Controls and Instrumentation	\$97,609.96	\$6,794.04	\$90,815.92
JCP&L Jersey Central Pwr & Lht	JCPL SUB-TRANS SUBS	NEWTON SUBTRAN SUB	35300 - Station Equipment	Structural Steel Support	\$105,723.60	\$7,358.78	\$98,364.82
JCP&L Jersey Central Pwr & Lht	JCPL SUB-TRANS SUBS	NEWTON SUBTRAN SUB	35300 - Station Equipment	Arrester, Lightning & Surge Protect	\$115,045.65	\$35,456.37	\$79,589.28
JCP&L Jersey Central Pwr & Lht	JCPL SUB-TRANS SUBS	NEWTON SUBTRAN SUB	35300 - Station Equipment	Wiring	\$136,857.70	\$42,178.71	\$94,678.99
JCP&L Jersey Central Pwr & Lht	JCPL SUB-TRANS SUBS	NEWTON SUBTRAN SUB	35300 - Station Equipment	Carrier Equipment System	\$140,997.63	\$43,454.61	\$97,543.02
JCP&L Jersey Central Pwr & Lht	JCPL SUB-TRANS SUBS	NEWTON SUBTRAN SUB	35300 - Station Equipment	Cabinets/Panels/Consoles	\$158,512.90	\$11,033.13	\$147,479.77
JCP&L Jersey Central Pwr & Lht	JCPL SUB-TRANS SUBS	NEWTON SUBTRAN SUB	35300 - Station Equipment	Foundation - Equipment	\$168,620.66	\$43,007.30	\$125,613.36
JCP&L Jersey Central Pwr & Lht	JCPL SUB-TRANS SUBS	NEWTON SUBTRAN SUB	35300 - Station Equipment	Transformer, Power	\$168,812.07	\$81,793.11	\$87,018.96
JCP&L Jersey Central Pwr & Lht	JCPL SUB-TRANS SUBS	NEWTON SUBTRAN SUB	35300 - Station Equipment	Transformer, Power	\$176,224.70	\$87,198.64	\$89,026.06
JCP&L Jersey Central Pwr & Lht	JCPL SUB-TRANS SUBS	NEWTON SUBTRAN SUB	35300 - Station Equipment	Transformer, Power	\$208,465.34	\$64,247.74	\$144,217.60
JCP&L Jersey Central Pwr & Lht	JCPL SUB-TRANS SUBS	NEWTON SUBTRAN SUB	35300 - Station Equipment	Switch	\$236,353.43	\$16,451.14	\$219,902.29
JCP&L Jersey Central Pwr & Lht	JCPL SUB-TRANS SUBS	NEWTON SUBTRAN SUB	35300 - Station Equipment	Circuit Breaker	\$272,587.70	\$84,009.86	\$188,577.84
JCP&L Jersey Central Pwr & Lht	JCPL SUB-TRANS SUBS	NEWTON SUBTRAN SUB	35300 - Station Equipment	Switch	\$360,945.25	\$111,241.12	\$249,704.13
JCP&L Jersey Central Pwr & Lht	JCPL SUB-TRANS SUBS	NEWTON SUBTRAN SUB	35300 - Station Equipment	Transformer, Power	\$366,566.69	\$93,494.13	\$273,072.56
JCP&L Jersey Central Pwr & Lht	JCPL SUB-TRANS SUBS	NEWTON SUBTRAN SUB	35300 - Station Equipment	Structure	\$394,425.54	\$121,559.54	\$272,866.00
JCP&L Jersey Central Pwr & Lht	JCPL SUB-TRANS SUBS	NEWTON SUBTRAN SUB	35300 - Station Equipment	Circuit Breaker	\$491,894.77	\$34,237.84	\$457,656.93
JCP&L Jersey Central Pwr & Lht	JCPL SUB-TRANS SUBS	NEWTON SUBTRAN SUB	35300 - Station Equipment	Switchgear	\$492,205.20	\$151,694.63	\$340,510.57
JCP&L Jersey Central Pwr & Lht	JCPL SUB-TRANS SUBS	NEWTON SUBTRAN SUB	35300 - Station Equipment	Transformer, Power	\$1,045,543.01	\$207,373.19	\$838,169.82
		NEWTON SUBTRAN SUB Total			\$5,856,888.97	\$1,373,010.90	\$4,483,878.07
JCP&L Jersey Central Pwr & Lht	JCPL TL - 34KV	NR NJ - TL 34KV (JCPL)	35300 - Station Equipment	Transformer Equipment	\$68,643.65	\$7,693.04	\$60,950.61
		NR NJ - TL 34KV (JCPL) Total			\$68,643.65	\$7,693.04	\$60,950.61
JCP&L Jersey Central Pwr & Lht	JCPL - UNSPECIFIED	NR NJ - Unspecified (JCPL)	35300 - Station Equipment	Non-Unitized	\$1,654.46	\$163.33	\$1,491.13
		NR NJ - Unspecified (JCPL) Total			\$1,654.46	\$163.33	\$1,491.13
JCP&L Jersey Central Pwr & Lht	JCPL TL - 230KV	OC 230 SUB to ATLANTIC CITY SUB	35300 - Station Equipment	Switchgear	\$120.00	\$59.59	\$60.41
JCP&L Jersey Central Pwr & Lht	JCPL TL - 230KV	OC 230 SUB to ATLANTIC CITY SUB	35300 - Station Equipment	Battery System	\$962.76	\$509.69	\$453.07
JCP&L Jersey Central Pwr & Lht	JCPL TL - 230KV	OC 230 SUB to ATLANTIC CITY SUB	35300 - Station Equipment	Microwave System	\$1,034.88	\$438.41	\$596.47
JCP&L Jersey Central Pwr & Lht	JCPL TL - 230KV	OC 230 SUB to ATLANTIC CITY SUB	35300 - Station Equipment	Switchgear	\$1,445.00	\$498.88	\$946.12
JCP&L Jersey Central Pwr & Lht	JCPL TL - 230KV	OC 230 SUB to ATLANTIC CITY SUB	35300 - Station Equipment	Switchgear	\$1,747.17	\$740.15	\$1,007.02
JCP&L Jersey Central Pwr & Lht	JCPL TL - 230KV	OC 230 SUB to ATLANTIC CITY SUB	35300 - Station Equipment	Controls and Instrumentation	\$2,591.17	\$994.90	\$1,596.27
JCP&L Jersey Central Pwr & Lht	JCPL TL - 230KV	OC 230 SUB to ATLANTIC CITY SUB	35300 - Station Equipment	Controls and Instrumentation	\$4,498.88	\$1,553.19	\$2,945.69
JCP&L Jersey Central Pwr & Lht	JCPL TL - 230KV	OC 230 SUB to ATLANTIC CITY SUB	35300 - Station Equipment	Switchgear	\$4,671.09	\$1,793.50	\$2,877.59
JCP&L Jersey Central Pwr & Lht	JCPL TL - 230KV	OC 230 SUB to ATLANTIC CITY SUB	35300 - Station Equipment	Minor Station Equipment	\$5,212.19	\$2,759.34	\$2,452.85
JCP&L Jersey Central Pwr & Lht	JCPL TL - 230KV	OC 230 SUB to ATLANTIC CITY SUB	35300 - Station Equipment	Battery System	\$6,642.38	\$2,421.24	\$4,221.14
JCP&L Jersey Central Pwr & Lht	JCPL TL - 230KV	OC 230 SUB to ATLANTIC CITY SUB	35300 - Station Equipment	Controls and Instrumentation	\$8,524.68	\$3,697.62	\$4,827.06
JCP&L Jersey Central Pwr & Lht	JCPL TL - 230KV	OC 230 SUB to ATLANTIC CITY SUB	35300 - Station Equipment	Switchgear	\$10,334.35	\$3,667.28	\$6,667.07
JCP&L Jersey Central Pwr & Lht	JCPL TL - 230KV	OC 230 SUB to ATLANTIC CITY SUB	35300 - Station Equipment	Controls and Instrumentation	\$11,407.91	\$5,064.77	\$6,343.14
JCP&L Jersey Central Pwr & Lht	JCPL TL - 230KV	OC 230 SUB to ATLANTIC CITY SUB	35300 - Station Equipment	Switchgear	\$12,499.08	\$5,421.53	\$7,077.55
JCP&L Jersey Central Pwr & Lht	JCPL TL - 230KV	OC 230 SUB to ATLANTIC CITY SUB	35300 - Station Equipment	Battery System	\$12,795.49	\$3,428.99	\$9,366.50
JCP&L Jersey Central Pwr & Lht	JCPL TL - 230KV	OC 230 SUB to ATLANTIC CITY SUB	35300 - Station Equipment	Battery System	\$13,512.76	\$5,999.26	\$7,513.50
JCP&L Jersey Central Pwr & Lht	JCPL TL - 230KV	OC 230 SUB to ATLANTIC CITY SUB	35300 - Station Equipment	Microwave System	\$13,784.68	\$7,297.65	\$6,487.03
JCP&L Jersey Central Pwr & Lht	JCPL TL - 230KV	OC 230 SUB to ATLANTIC CITY SUB	35300 - Station Equipment	Microwave System	\$16,183.17	\$7,520.28	\$8,662.89
JCP&L Jersey Central Pwr & Lht	JCPL TL - 230KV	OC 230 SUB to ATLANTIC CITY SUB	35300 - Station Equipment	Microwave System	\$20,629.01	\$7,920.67	\$12,708.34
JCP&L Jersey Central Pwr & Lht	JCPL TL - 230KV	OC 230 SUB to ATLANTIC CITY SUB	35300 - Station Equipment	Controls and Instrumentation	\$37,432.90	\$14,007.92	\$23,424.98
JCP&L Jersey Central Pwr & Lht	JCPL TL - 230KV	OC 230 SUB to ATLANTIC CITY SUB	35300 - Station Equipment	Minor Station Equipment	\$55,072.89	\$19,543.34	\$35,529.55
JCP&L Jersey Central Pwr & Lht	JCPL TL - 230KV	OC 230 SUB to ATLANTIC CITY SUB	35300 - Station Equipment	Carrier Equipment System	\$60,693.62	\$21,537.93	\$39,155.69
JCP&L Jersey Central Pwr & Lht	JCPL TL - 230KV	OC 230 SUB to ATLANTIC CITY SUB	35300 - Station Equipment	Switchgear	\$104,684.06	\$55,420.00	\$49,264.06
JCP&L Jersey Central Pwr & Lht	JCPL TL - 230KV	OC 230 SUB to ATLANTIC CITY SUB	35300 - Station Equipment	Switchgear	\$194,860.90	\$72,919.68	\$121,941.22
		OC 230 SUB to ATLANTIC CITY SUB Total			\$601,341.02	\$245,215.79	\$356,125.23
JCP&L Jersey Central Pwr & Lht	JCPL SUB-TRANS SUBS	OCEAN VIEW SUB	35300 - Station Equipment	Non-Unitized	(\$1,921.18)	(\$135.81)	(\$1,785.37)
JCP&L Jersey Central Pwr & Lht	JCPL SUB-TRANS SUBS	OCEAN VIEW SUB	35300 - Station Equipment	Conduit/Duct System	\$19.96	\$8.12	\$11.84
JCP&L Jersey Central Pwr & Lht	JCPL SUB-TRANS SUBS	OCEAN VIEW SUB	35300 - Station Equipment	Misc Tools & Equipment	\$183.27	\$72.80	\$110.47
JCP&L Jersey Central Pwr & Lht	JCPL SUB-TRANS SUBS	OCEAN VIEW SUB	35300 - Station Equipment	Conduit or Duct - TBT	\$228.98	\$22.13	\$206.85
JCP&L Jersey Central Pwr & Lht	JCPL SUB-TRANS SUBS	OCEAN VIEW SUB	35300 - Station Equipment	Minor Station Equipment	\$255.71	\$67.52	\$188.19
JCP&L Jersey Central Pwr & Lht	JCPL SUB-TRANS SUBS	OCEAN VIEW SUB	35300 - Station Equipment	Battery System	\$263.96	\$104.87	\$159.09
JCP&L Jersey Central Pwr & Lht	JCPL SUB-TRANS SUBS	OCEAN VIEW SUB	35300 - Station Equipment	Conduit/Duct System	\$356.13	\$109.76	\$246.37
JCP&L Jersey Central Pwr & Lht	JCPL SUB-TRANS SUBS	OCEAN VIEW SUB	35300 - Station Equipment	Minor Station Equipment	\$412.81	\$167.82	\$244.99
JCP&L Jersey Central Pwr & Lht	JCPL SUB-TRANS SUBS	OCEAN VIEW SUB	35300 - Station Equipment	Arrester, Lightning Mass	\$509.56	\$49.25	\$460.31

Company	Major Location	Asset Location	Utility Account	Asset Retirement Unit	Book Cost	Allocated Reserve	Net Book Value
JCP&L Jersey Central Pwr & Lht	JCPL SUB-TRANS SUBS	OCEAN VIEW SUB	35300 - Station Equipment	Transformer, Power	\$592.09	\$251.85	\$340.24
JCP&L Jersey Central Pwr & Lht	JCPL SUB-TRANS SUBS	OCEAN VIEW SUB	35300 - Station Equipment	Foundation - Equipment	\$804.53	\$247.95	\$556.58
JCP&L Jersey Central Pwr & Lht	JCPL SUB-TRANS SUBS	OCEAN VIEW SUB	35300 - Station Equipment	Minor Station Equipment	\$1,004.35	\$335.93	\$668.42
JCP&L Jersey Central Pwr & Lht	JCPL SUB-TRANS SUBS	OCEAN VIEW SUB	35300 - Station Equipment	Battery System	\$1,258.44	\$332.30	\$926.14
JCP&L Jersey Central Pwr & Lht	JCPL SUB-TRANS SUBS	OCEAN VIEW SUB	35300 - Station Equipment	Fire Protection System for Equipmnt	\$1,341.39	\$532.88	\$808.51
JCP&L Jersey Central Pwr & Lht	JCPL SUB-TRANS SUBS	OCEAN VIEW SUB	35300 - Station Equipment	Bus-Insulators	\$1,370.65	\$114.29	\$1,256.36
JCP&L Jersey Central Pwr & Lht	JCPL SUB-TRANS SUBS	OCEAN VIEW SUB	35300 - Station Equipment	Capacitor Bank	\$1,481.61	\$336.89	\$1,144.72
JCP&L Jersey Central Pwr & Lht	JCPL SUB-TRANS SUBS	OCEAN VIEW SUB	35300 - Station Equipment	Switchgear	\$1,686.75	\$430.21	\$1,256.54
JCP&L Jersey Central Pwr & Lht	JCPL SUB-TRANS SUBS	OCEAN VIEW SUB	35300 - Station Equipment	Grounding System, Station	\$1,805.36	\$219.84	\$1,585.52
JCP&L Jersey Central Pwr & Lht	JCPL SUB-TRANS SUBS	OCEAN VIEW SUB	35300 - Station Equipment	Fuse Equipment	\$2,029.55	\$962.75	\$1,066.80
JCP&L Jersey Central Pwr & Lht	JCPL SUB-TRANS SUBS	OCEAN VIEW SUB	35300 - Station Equipment	Wiring	\$2,155.13	\$876.12	\$1,279.01
JCP&L Jersey Central Pwr & Lht	JCPL SUB-TRANS SUBS	OCEAN VIEW SUB	35300 - Station Equipment	Minor Station Equipment	\$2,241.03	\$571.58	\$1,669.45
JCP&L Jersey Central Pwr & Lht	JCPL SUB-TRANS SUBS	OCEAN VIEW SUB	35300 - Station Equipment	Relays	\$2,269.53	\$329.65	\$1,939.88
JCP&L Jersey Central Pwr & Lht	JCPL SUB-TRANS SUBS	OCEAN VIEW SUB	35300 - Station Equipment	Steel Pole Fully Dressed	\$2,304.41	\$334.71	\$1,969.70
JCP&L Jersey Central Pwr & Lht	JCPL SUB-TRANS SUBS	OCEAN VIEW SUB	35300 - Station Equipment	Grounding System, Station	\$2,354.06	\$341.93	\$2,012.13
JCP&L Jersey Central Pwr & Lht	JCPL SUB-TRANS SUBS	OCEAN VIEW SUB	35300 - Station Equipment	Crossarm	\$2,394.65	\$231.44	\$2,163.21
JCP&L Jersey Central Pwr & Lht	JCPL SUB-TRANS SUBS	OCEAN VIEW SUB	35300 - Station Equipment	Equipment Spill and Leakage System	\$2,453.11	\$603.34	\$1,849.77
JCP&L Jersey Central Pwr & Lht	JCPL SUB-TRANS SUBS	OCEAN VIEW SUB	35300 - Station Equipment	CT 2.5KV - 15KV	\$2,633.76	\$320.72	\$2,313.04
JCP&L Jersey Central Pwr & Lht	JCPL SUB-TRANS SUBS	OCEAN VIEW SUB	35300 - Station Equipment	Bus	\$2,715.81	\$330.71	\$2,385.10
JCP&L Jersey Central Pwr & Lht	JCPL SUB-TRANS SUBS	OCEAN VIEW SUB	35300 - Station Equipment	Conduit	\$3,022.72	\$368.09	\$2,654.63
JCP&L Jersey Central Pwr & Lht	JCPL SUB-TRANS SUBS	OCEAN VIEW SUB	35300 - Station Equipment	Cable, Wiring	\$3,239.03	\$394.42	\$2,844.61
JCP&L Jersey Central Pwr & Lht	JCPL SUB-TRANS SUBS	OCEAN VIEW SUB	35300 - Station Equipment	Battery System	\$3,349.76	\$1,149.92	\$2,199.84
JCP&L Jersey Central Pwr & Lht	JCPL SUB-TRANS SUBS	OCEAN VIEW SUB	35300 - Station Equipment	Non-Unitized	\$3,793.14	\$212.22	\$3,580.92
JCP&L Jersey Central Pwr & Lht	JCPL SUB-TRANS SUBS	OCEAN VIEW SUB	35300 - Station Equipment	Grounding System, Station	\$3,838.43	\$1,560.44	\$2,277.99
JCP&L Jersey Central Pwr & Lht	JCPL SUB-TRANS SUBS	OCEAN VIEW SUB	35300 - Station Equipment	Transformer, Power	\$3,869.78	\$1,609.41	\$2,260.37
JCP&L Jersey Central Pwr & Lht	JCPL SUB-TRANS SUBS	OCEAN VIEW SUB	35300 - Station Equipment	Transformer, Current : Each	\$4,138.27	\$503.93	\$3,634.34
JCP&L Jersey Central Pwr & Lht	JCPL SUB-TRANS SUBS	OCEAN VIEW SUB	35300 - Station Equipment	Arrester, Lightning & Surge Protect	\$4,373.84	\$1,347.99	\$3,025.85
JCP&L Jersey Central Pwr & Lht	JCPL SUB-TRANS SUBS	OCEAN VIEW SUB	35300 - Station Equipment	Conduit/Duct System	\$4,402.20	\$1,748.83	\$2,653.37
JCP&L Jersey Central Pwr & Lht	JCPL SUB-TRANS SUBS	OCEAN VIEW SUB	35300 - Station Equipment	Wire Fully Dressed	\$4,492.38	\$434.19	\$4,058.19
JCP&L Jersey Central Pwr & Lht	JCPL SUB-TRANS SUBS	OCEAN VIEW SUB	35300 - Station Equipment	Controls and Instrumentation	\$4,639.63	\$1,886.15	\$2,753.48
JCP&L Jersey Central Pwr & Lht	JCPL SUB-TRANS SUBS	OCEAN VIEW SUB	35300 - Station Equipment	Controls and Instrumentation	\$4,787.78	\$640.12	\$4,147.66
JCP&L Jersey Central Pwr & Lht	JCPL SUB-TRANS SUBS	OCEAN VIEW SUB	35300 - Station Equipment	Grounding (Towers & Static Wire)	\$4,835.70	\$467.37	\$4,368.33
JCP&L Jersey Central Pwr & Lht	JCPL SUB-TRANS SUBS	OCEAN VIEW SUB	35300 - Station Equipment	Reactor	\$5,241.81	\$2,082.38	\$3,159.43
JCP&L Jersey Central Pwr & Lht	JCPL SUB-TRANS SUBS	OCEAN VIEW SUB	35300 - Station Equipment	Switch	\$5,300.00	\$2,356.42	\$2,943.58
JCP&L Jersey Central Pwr & Lht	JCPL SUB-TRANS SUBS	OCEAN VIEW SUB	35300 - Station Equipment	Bus-Insulators	\$6,134.55	\$747.01	\$5,387.54
JCP&L Jersey Central Pwr & Lht	JCPL SUB-TRANS SUBS	OCEAN VIEW SUB	35300 - Station Equipment	Reactor	\$6,328.13	\$2,691.70	\$3,636.43
JCP&L Jersey Central Pwr & Lht	JCPL SUB-TRANS SUBS	OCEAN VIEW SUB	35300 - Station Equipment	Reactor	\$6,588.67	\$2,678.49	\$3,910.18
JCP&L Jersey Central Pwr & Lht	JCPL SUB-TRANS SUBS	OCEAN VIEW SUB	35300 - Station Equipment	Controls and Instrumentation	\$6,740.42	\$2,077.36	\$4,663.06
JCP&L Jersey Central Pwr & Lht	JCPL SUB-TRANS SUBS	OCEAN VIEW SUB	35300 - Station Equipment	Relays	\$6,810.27	\$474.02	\$6,336.25
JCP&L Jersey Central Pwr & Lht	JCPL SUB-TRANS SUBS	OCEAN VIEW SUB	35300 - Station Equipment	Non-Unitized	\$6,903.74	\$171.61	\$6,732.13
JCP&L Jersey Central Pwr & Lht	JCPL SUB-TRANS SUBS	OCEAN VIEW SUB	35300 - Station Equipment	Wiring	\$8,419.84	\$1,125.71	\$7,294.13
JCP&L Jersey Central Pwr & Lht	JCPL SUB-TRANS SUBS	OCEAN VIEW SUB	35300 - Station Equipment	Controls and Instrumentation	\$8,494.79	\$3,142.86	\$5,351.93
JCP&L Jersey Central Pwr & Lht	JCPL SUB-TRANS SUBS	OCEAN VIEW SUB	35300 - Station Equipment	Circuit Breaker	\$8,727.40	\$3,547.94	\$5,179.46
JCP&L Jersey Central Pwr & Lht	JCPL SUB-TRANS SUBS	OCEAN VIEW SUB	35300 - Station Equipment	Controls and Instrumentation	\$9,513.86	\$3,098.70	\$6,415.16
JCP&L Jersey Central Pwr & Lht	JCPL SUB-TRANS SUBS	OCEAN VIEW SUB	35300 - Station Equipment	Grounding System, Station	\$10,372.01	\$864.86	\$9,507.15
JCP&L Jersey Central Pwr & Lht	JCPL SUB-TRANS SUBS	OCEAN VIEW SUB	35300 - Station Equipment	Foundation	\$10,851.28	\$1,576.14	\$9,275.14
JCP&L Jersey Central Pwr & Lht	JCPL SUB-TRANS SUBS	OCEAN VIEW SUB	35300 - Station Equipment	Transformer, Power	\$10,856.80	\$2,043.82	\$8,812.98
JCP&L Jersey Central Pwr & Lht	JCPL SUB-TRANS SUBS	OCEAN VIEW SUB	35300 - Station Equipment	Circuit Breaker	\$11,309.42	\$5,833.09	\$5,476.33
JCP&L Jersey Central Pwr & Lht	JCPL SUB-TRANS SUBS	OCEAN VIEW SUB	35300 - Station Equipment	Carrier Equipment System	\$11,423.94	\$4,329.58	\$7,094.36
JCP&L Jersey Central Pwr & Lht	JCPL SUB-TRANS SUBS	OCEAN VIEW SUB	35300 - Station Equipment	Bus-Insulators	\$12,882.93	\$896.70	\$11,986.23
JCP&L Jersey Central Pwr & Lht	JCPL SUB-TRANS SUBS	OCEAN VIEW SUB	35300 - Station Equipment	Switch	\$13,560.92	\$4,179.39	\$9,381.53
JCP&L Jersey Central Pwr & Lht	JCPL SUB-TRANS SUBS	OCEAN VIEW SUB	35300 - Station Equipment	Fuse Equipment	\$13,983.40	\$5,555.09	\$8,428.31
JCP&L Jersey Central Pwr & Lht	JCPL SUB-TRANS SUBS	OCEAN VIEW SUB	35300 - Station Equipment	Grounding System, Station	\$14,446.47	\$1,580.88	\$12,865.59
JCP&L Jersey Central Pwr & Lht	JCPL SUB-TRANS SUBS	OCEAN VIEW SUB	35300 - Station Equipment	Switch	\$14,558.40	\$5,918.42	\$8,639.98
JCP&L Jersey Central Pwr & Lht	JCPL SUB-TRANS SUBS	OCEAN VIEW SUB	35300 - Station Equipment	Foundation - Equipment	\$14,630.28	\$5,812.07	\$8,818.21
JCP&L Jersey Central Pwr & Lht	JCPL SUB-TRANS SUBS	OCEAN VIEW SUB	35300 - Station Equipment	Grounding System, Station	\$14,888.44	\$4,979.93	\$9,908.51
JCP&L Jersey Central Pwr & Lht	JCPL SUB-TRANS SUBS	OCEAN VIEW SUB	35300 - Station Equipment	Capacitor Bank	\$15,010.89	\$6,673.95	\$8,336.94
JCP&L Jersey Central Pwr & Lht	JCPL SUB-TRANS SUBS	OCEAN VIEW SUB	35300 - Station Equipment	Wood Pole Fully Dressed - TBT	\$15,051.56	\$1,454.75	\$13,596.81

Company	Major Location	Asset Location	Utility Account	Asset Retirement Unit	Book Cost	Allocated Reserve	Net Book Value
JCP&L Jersey Central Pwr & Lht	JCPL SUB-TRANS SUBS	OCEAN VIEW SUB	35300 - Station Equipment	Carrier Equipment System	\$15,539.05	\$2,077.53	\$13,461.52
JCP&L Jersey Central Pwr & Lht	JCPL SUB-TRANS SUBS	OCEAN VIEW SUB	35300 - Station Equipment	Minor Station Equipment	\$15,882.47	\$6,309.51	\$9,572.96
JCP&L Jersey Central Pwr & Lht	JCPL SUB-TRANS SUBS	OCEAN VIEW SUB	35300 - Station Equipment	Reactor	\$17,010.31	\$6,446.77	\$10,563.54
JCP&L Jersey Central Pwr & Lht	JCPL SUB-TRANS SUBS	OCEAN VIEW SUB	35300 - Station Equipment	Circuit Breaker	\$17,246.17	\$5,315.16	\$11,931.01
JCP&L Jersey Central Pwr & Lht	JCPL SUB-TRANS SUBS	OCEAN VIEW SUB	35300 - Station Equipment	Capacitor Bank	\$17,906.67	\$8,494.31	\$9,412.36
JCP&L Jersey Central Pwr & Lht	JCPL SUB-TRANS SUBS	OCEAN VIEW SUB	35300 - Station Equipment	Carrier Equipment System	\$21,783.09	\$8,453.74	\$13,329.35
JCP&L Jersey Central Pwr & Lht	JCPL SUB-TRANS SUBS	OCEAN VIEW SUB	35300 - Station Equipment	Arrester, Lightning & Surge Protect	\$22,563.55	\$560.88	\$22,002.67
JCP&L Jersey Central Pwr & Lht	JCPL SUB-TRANS SUBS	OCEAN VIEW SUB	35300 - Station Equipment	Circuit Breaker	\$23,538.00	\$10,929.19	\$12,608.81
JCP&L Jersey Central Pwr & Lht	JCPL SUB-TRANS SUBS	OCEAN VIEW SUB	35300 - Station Equipment	Controls and Instrumentation	\$23,915.80	\$972.99	\$22,942.81
JCP&L Jersey Central Pwr & Lht	JCPL SUB-TRANS SUBS	OCEAN VIEW SUB	35300 - Station Equipment	Non-Unitized	\$23,988.85	\$202.48	\$23,786.37
JCP&L Jersey Central Pwr & Lht	JCPL SUB-TRANS SUBS	OCEAN VIEW SUB	35300 - Station Equipment	Structural Steel Support	\$28,233.34	\$4,100.86	\$24,132.48
JCP&L Jersey Central Pwr & Lht	JCPL SUB-TRANS SUBS	OCEAN VIEW SUB	35300 - Station Equipment	Structural Steel Support	\$28,887.44	\$3,161.17	\$25,726.27
JCP&L Jersey Central Pwr & Lht	JCPL SUB-TRANS SUBS	OCEAN VIEW SUB	35300 - Station Equipment	Reactor	\$29,256.60	\$3,562.62	\$25,693.98
JCP&L Jersey Central Pwr & Lht	JCPL SUB-TRANS SUBS	OCEAN VIEW SUB	35300 - Station Equipment	Capacitor Bank	\$30,427.26	\$4,068.05	\$26,359.21
JCP&L Jersey Central Pwr & Lht	JCPL SUB-TRANS SUBS	OCEAN VIEW SUB	35300 - Station Equipment	Wiring	\$30,655.97	\$9,447.98	\$21,207.99
JCP&L Jersey Central Pwr & Lht	JCPL SUB-TRANS SUBS	OCEAN VIEW SUB	35300 - Station Equipment	Structure	\$32,135.16	\$9,903.86	\$22,231.30
JCP&L Jersey Central Pwr & Lht	JCPL SUB-TRANS SUBS	OCEAN VIEW SUB	35300 - Station Equipment	Structural Steel Support	\$33,808.55	\$4,116.92	\$29,691.63
JCP&L Jersey Central Pwr & Lht	JCPL SUB-TRANS SUBS	OCEAN VIEW SUB	35300 - Station Equipment	Transformer, Instrument	\$38,151.98	\$15,156.36	\$22,995.62
JCP&L Jersey Central Pwr & Lht	JCPL SUB-TRANS SUBS	OCEAN VIEW SUB	35300 - Station Equipment	Transformer, Instrument	\$39,122.65	\$2,188.87	\$36,933.78
JCP&L Jersey Central Pwr & Lht	JCPL SUB-TRANS SUBS	OCEAN VIEW SUB	35300 - Station Equipment	Minor Station Equipment	\$39,809.68	\$12,269.10	\$27,540.58
JCP&L Jersey Central Pwr & Lht	JCPL SUB-TRANS SUBS	OCEAN VIEW SUB	35300 - Station Equipment	Regulator - Voltage	\$41,533.17	\$2,323.74	\$39,209.43
JCP&L Jersey Central Pwr & Lht	JCPL SUB-TRANS SUBS	OCEAN VIEW SUB	35300 - Station Equipment	Capacitor Bank	\$45,864.40	\$18,220.22	\$27,644.18
JCP&L Jersey Central Pwr & Lht	JCPL SUB-TRANS SUBS	OCEAN VIEW SUB	35300 - Station Equipment	Circuit Switcher	\$51,100.34	\$6,222.56	\$44,877.78
JCP&L Jersey Central Pwr & Lht	JCPL SUB-TRANS SUBS	OCEAN VIEW SUB	35300 - Station Equipment	Grounding System, Station	\$51,204.78	\$15,781.00	\$35,423.78
JCP&L Jersey Central Pwr & Lht	JCPL SUB-TRANS SUBS	OCEAN VIEW SUB	35300 - Station Equipment	Switch	\$52,144.17	\$12,824.86	\$39,319.31
JCP&L Jersey Central Pwr & Lht	JCPL SUB-TRANS SUBS	OCEAN VIEW SUB	35300 - Station Equipment	Controls and Instrumentation	\$54,486.89	\$21,645.60	\$32,841.29
JCP&L Jersey Central Pwr & Lht	JCPL SUB-TRANS SUBS	OCEAN VIEW SUB	35300 - Station Equipment	Transformer, Power	\$56,854.04	\$7,601.25	\$49,252.79
JCP&L Jersey Central Pwr & Lht	JCPL SUB-TRANS SUBS	OCEAN VIEW SUB	35300 - Station Equipment	Bushings	\$59,260.84	\$2,410.98	\$56,849.86
JCP&L Jersey Central Pwr & Lht	JCPL SUB-TRANS SUBS	OCEAN VIEW SUB	35300 - Station Equipment	Bushings	\$65,977.88	\$4,592.33	\$61,385.55
JCP&L Jersey Central Pwr & Lht	JCPL SUB-TRANS SUBS	OCEAN VIEW SUB	35300 - Station Equipment	Control Wiring	\$71,064.61	\$8,653.64	\$62,410.97
JCP&L Jersey Central Pwr & Lht	JCPL SUB-TRANS SUBS	OCEAN VIEW SUB	35300 - Station Equipment	Regulating Equipment	\$75,892.95	\$30,852.72	\$45,040.23
JCP&L Jersey Central Pwr & Lht	JCPL SUB-TRANS SUBS	OCEAN VIEW SUB	35300 - Station Equipment	Disconnect Switch	\$79,594.08	\$8,710.04	\$70,884.04
JCP&L Jersey Central Pwr & Lht	JCPL SUB-TRANS SUBS	OCEAN VIEW SUB	35300 - Station Equipment	RTU - SCADA	\$79,674.04	\$4,402.76	\$75,271.28
JCP&L Jersey Central Pwr & Lht	JCPL SUB-TRANS SUBS	OCEAN VIEW SUB	35300 - Station Equipment	Bushings	\$85,953.03	\$7,167.12	\$78,785.91
JCP&L Jersey Central Pwr & Lht	JCPL SUB-TRANS SUBS	OCEAN VIEW SUB	35300 - Station Equipment	Bus	\$90,010.99	\$2,237.49	\$87,773.50
JCP&L Jersey Central Pwr & Lht	JCPL SUB-TRANS SUBS	OCEAN VIEW SUB	35300 - Station Equipment	Capacitor Bank	\$90,431.14	\$21,408.38	\$69,022.76
JCP&L Jersey Central Pwr & Lht	JCPL SUB-TRANS SUBS	OCEAN VIEW SUB	35300 - Station Equipment	Arrester, Lightning & Surge Protect	\$91,202.11	\$36,231.20	\$54,970.91
JCP&L Jersey Central Pwr & Lht	JCPL SUB-TRANS SUBS	OCEAN VIEW SUB	35300 - Station Equipment	Non-Unitized	\$91,734.70	\$3,732.15	\$88,002.55
JCP&L Jersey Central Pwr & Lht	JCPL SUB-TRANS SUBS	OCEAN VIEW SUB	35300 - Station Equipment	Grounding System, Station	\$94,744.53	\$37,638.46	\$57,106.07
JCP&L Jersey Central Pwr & Lht	JCPL SUB-TRANS SUBS	OCEAN VIEW SUB	35300 - Station Equipment	Control Wiring	\$101,459.44	\$2,522.08	\$98,937.36
JCP&L Jersey Central Pwr & Lht	JCPL SUB-TRANS SUBS	OCEAN VIEW SUB	35300 - Station Equipment	Switch	\$106,276.40	\$7,397.27	\$98,879.13
JCP&L Jersey Central Pwr & Lht	JCPL SUB-TRANS SUBS	OCEAN VIEW SUB	35300 - Station Equipment	Cable - TBT	\$111,420.58	\$10,768.89	\$100,651.69
JCP&L Jersey Central Pwr & Lht	JCPL SUB-TRANS SUBS	OCEAN VIEW SUB	35300 - Station Equipment	Structural Steel Support	\$138,443.84	\$11,544.02	\$126,899.82
JCP&L Jersey Central Pwr & Lht	JCPL SUB-TRANS SUBS	OCEAN VIEW SUB	35300 - Station Equipment	Circuit Switcher	\$141,906.40	\$5,773.35	\$136,133.05
JCP&L Jersey Central Pwr & Lht	JCPL SUB-TRANS SUBS	OCEAN VIEW SUB	35300 - Station Equipment	Switch	\$148,985.32	\$12,423.01	\$136,562.31
JCP&L Jersey Central Pwr & Lht	JCPL SUB-TRANS SUBS	OCEAN VIEW SUB	35300 - Station Equipment	Cabinets/Panels/Consoles	\$157,344.33	\$17,218.31	\$140,126.02
JCP&L Jersey Central Pwr & Lht	JCPL SUB-TRANS SUBS	OCEAN VIEW SUB	35300 - Station Equipment	Capacitor Bank	\$160,038.02	\$19,488.06	\$140,549.96
JCP&L Jersey Central Pwr & Lht	JCPL SUB-TRANS SUBS	OCEAN VIEW SUB	35300 - Station Equipment	Switch	\$168,018.64	\$66,747.54	\$101,271.10
JCP&L Jersey Central Pwr & Lht	JCPL SUB-TRANS SUBS	OCEAN VIEW SUB	35300 - Station Equipment	Circuit Breaker	\$187,377.48	\$74,438.08	\$112,939.40
JCP&L Jersey Central Pwr & Lht	JCPL SUB-TRANS SUBS	OCEAN VIEW SUB	35300 - Station Equipment	Grounding Transformer	\$198,323.11	\$16,537.01	\$181,786.10
JCP&L Jersey Central Pwr & Lht	JCPL SUB-TRANS SUBS	OCEAN VIEW SUB	35300 - Station Equipment	Wiring	\$219,646.14	\$87,257.22	\$132,388.92
JCP&L Jersey Central Pwr & Lht	JCPL SUB-TRANS SUBS	OCEAN VIEW SUB	35300 - Station Equipment	Switch - Mass TBT	\$219,875.23	\$21,251.13	\$198,624.10
JCP&L Jersey Central Pwr & Lht	JCPL SUB-TRANS SUBS	OCEAN VIEW SUB	35300 - Station Equipment	Circuit Breaker	\$220,579.63	\$5,483.17	\$215,096.46
JCP&L Jersey Central Pwr & Lht	JCPL SUB-TRANS SUBS	OCEAN VIEW SUB	35300 - Station Equipment	Structure	\$239,046.30	\$94,964.18	\$144,082.12
JCP&L Jersey Central Pwr & Lht	JCPL SUB-TRANS SUBS	OCEAN VIEW SUB	35300 - Station Equipment	Switchgear	\$255,701.55	\$101,580.68	\$154,120.87
JCP&L Jersey Central Pwr & Lht	JCPL SUB-TRANS SUBS	OCEAN VIEW SUB	35300 - Station Equipment	Transformer, Power	\$439,365.64	\$174,543.57	\$264,822.07
JCP&L Jersey Central Pwr & Lht	JCPL SUB-TRANS SUBS	OCEAN VIEW SUB	35300 - Station Equipment	Transformer, Other	\$996,706.02	\$133,257.19	\$863,448.83
OCEAN VIEW SUB Total					\$6,426,123.64	\$1,329,977.08	\$5,096,146.56

Company	Major Location	Asset Location	Utility Account	Asset Retirement Unit	Book Cost	Allocated Reserve	Net Book Value
JCP&L Jersey Central Pwr & Lht	JCPL DIST SUBS	OLD BRIDGE SUB	35300 - Station Equipment	Site Clearing	\$16,369.44	\$10,087.14	\$6,282.30
		OLD BRIDGE SUB Total			\$16,369.44	\$10,087.14	\$6,282.30
JCP&L Jersey Central Pwr & Lht	JCPL DIST SUBS	OLD YORK SUB	35300 - Station Equipment	Transformer, Potential : Each	\$22,965.47	\$1,284.90	\$21,680.57
JCP&L Jersey Central Pwr & Lht	JCPL DIST SUBS	OLD YORK SUB	35300 - Station Equipment	Disconnect Switch	\$23,845.44	\$1,334.13	\$22,511.31
JCP&L Jersey Central Pwr & Lht	JCPL DIST SUBS	OLD YORK SUB	35300 - Station Equipment	Cable	\$26,832.63	\$1,501.26	\$25,331.37
JCP&L Jersey Central Pwr & Lht	JCPL DIST SUBS	OLD YORK SUB	35300 - Station Equipment	Reactor	\$115,601.71	\$6,467.81	\$109,133.90
		OLD YORK SUB Total			\$189,245.25	\$10,588.09	\$178,657.16
JCP&L Jersey Central Pwr & Lht	JCPL SUB-TRANS SUBS	OVERLOOK HOSPITAL SW.POINT SUB	35300 - Station Equipment	Foundation - Equipment	\$2,017.01	\$550.61	\$1,466.40
JCP&L Jersey Central Pwr & Lht	JCPL SUB-TRANS SUBS	OVERLOOK HOSPITAL SW.POINT SUB	35300 - Station Equipment	Switchgear	\$74,605.54	\$14,044.71	\$60,560.83
JCP&L Jersey Central Pwr & Lht	JCPL SUB-TRANS SUBS	OVERLOOK HOSPITAL SW.POINT SUB	35300 - Station Equipment	Switchgear	\$90,371.28	\$24,669.79	\$65,701.49
		OVERLOOK HOSPITAL SW.POINT SUB Total			\$166,993.83	\$39,265.11	\$127,728.72
JCP&L Jersey Central Pwr & Lht	JCPL TRANS SUBS	OYSTER CREEK SUB	35300 - Station Equipment	Control Wiring	(\$82,485.37)	(\$12,357.27)	(\$70,128.10)
JCP&L Jersey Central Pwr & Lht	JCPL TRANS SUBS	OYSTER CREEK SUB	35300 - Station Equipment	Non-Unitized	(\$126.85)	(\$3.16)	(\$123.69)
JCP&L Jersey Central Pwr & Lht	JCPL TRANS SUBS	OYSTER CREEK SUB	35300 - Station Equipment	Conduit/Duct System	\$150.60	\$3.75	\$146.85
JCP&L Jersey Central Pwr & Lht	JCPL TRANS SUBS	OYSTER CREEK SUB	35300 - Station Equipment	Microwave System	\$190.86	\$92.73	\$98.13
JCP&L Jersey Central Pwr & Lht	JCPL TRANS SUBS	OYSTER CREEK SUB	35300 - Station Equipment	Grounding System, Station	\$241.53	\$95.11	\$146.42
JCP&L Jersey Central Pwr & Lht	JCPL TRANS SUBS	OYSTER CREEK SUB	35300 - Station Equipment	Grounding System, Station	\$516.59	\$240.06	\$276.53
JCP&L Jersey Central Pwr & Lht	JCPL TRANS SUBS	OYSTER CREEK SUB	35300 - Station Equipment	Capacitor Bank	\$595.63	\$66.75	\$528.88
JCP&L Jersey Central Pwr & Lht	JCPL TRANS SUBS	OYSTER CREEK SUB	35300 - Station Equipment	Transformer, Instrument	\$706.80	\$374.18	\$332.62
JCP&L Jersey Central Pwr & Lht	JCPL TRANS SUBS	OYSTER CREEK SUB	35300 - Station Equipment	Conduit	\$727.14	\$90.90	\$636.24
JCP&L Jersey Central Pwr & Lht	JCPL TRANS SUBS	OYSTER CREEK SUB	35300 - Station Equipment	Control Wiring	\$737.67	\$92.23	\$645.44
JCP&L Jersey Central Pwr & Lht	JCPL TRANS SUBS	OYSTER CREEK SUB	35300 - Station Equipment	Microwave System	\$825.95	\$437.26	\$388.69
JCP&L Jersey Central Pwr & Lht	JCPL TRANS SUBS	OYSTER CREEK SUB	35300 - Station Equipment	Arrester, Lightning & Surge Protect	\$865.76	\$332.41	\$533.35
JCP&L Jersey Central Pwr & Lht	JCPL TRANS SUBS	OYSTER CREEK SUB	35300 - Station Equipment	Foundation - Equipment	\$874.26	\$370.36	\$503.90
JCP&L Jersey Central Pwr & Lht	JCPL TRANS SUBS	OYSTER CREEK SUB	35300 - Station Equipment	Regulating Equipment	\$1,194.88	\$470.51	\$724.37
JCP&L Jersey Central Pwr & Lht	JCPL TRANS SUBS	OYSTER CREEK SUB	35300 - Station Equipment	Structure	\$1,406.73	\$553.93	\$852.80
JCP&L Jersey Central Pwr & Lht	JCPL TRANS SUBS	OYSTER CREEK SUB	35300 - Station Equipment	Wood Pole	\$1,418.42	\$489.70	\$928.72
JCP&L Jersey Central Pwr & Lht	JCPL TRANS SUBS	OYSTER CREEK SUB	35300 - Station Equipment	Capacitor Bank	\$1,527.18	\$646.96	\$880.22
JCP&L Jersey Central Pwr & Lht	JCPL TRANS SUBS	OYSTER CREEK SUB	35300 - Station Equipment	Bus	\$1,591.65	\$39.56	\$1,552.09
JCP&L Jersey Central Pwr & Lht	JCPL TRANS SUBS	OYSTER CREEK SUB	35300 - Station Equipment	Arrester, Lightning & Surge Protect	\$2,100.77	\$889.95	\$1,210.82
JCP&L Jersey Central Pwr & Lht	JCPL TRANS SUBS	OYSTER CREEK SUB	35300 - Station Equipment	Switchgear	\$2,217.32	\$1,173.85	\$1,043.47
JCP&L Jersey Central Pwr & Lht	JCPL TRANS SUBS	OYSTER CREEK SUB	35300 - Station Equipment	Fuse Equipment	\$2,317.65	\$1,226.97	\$1,090.68
JCP&L Jersey Central Pwr & Lht	JCPL TRANS SUBS	OYSTER CREEK SUB	35300 - Station Equipment	Controls and Instrumentation	\$2,425.18	\$625.88	\$1,799.30
JCP&L Jersey Central Pwr & Lht	JCPL TRANS SUBS	OYSTER CREEK SUB	35300 - Station Equipment	Control Wiring	\$2,478.64	\$277.79	\$2,200.85
JCP&L Jersey Central Pwr & Lht	JCPL TRANS SUBS	OYSTER CREEK SUB	35300 - Station Equipment	Controls and Instrumentation	\$2,529.94	\$1,175.66	\$1,354.28
JCP&L Jersey Central Pwr & Lht	JCPL TRANS SUBS	OYSTER CREEK SUB	35300 - Station Equipment	Structure	\$2,610.98	\$1,213.32	\$1,397.66
JCP&L Jersey Central Pwr & Lht	JCPL TRANS SUBS	OYSTER CREEK SUB	35300 - Station Equipment	Transformer, Power	\$3,156.66	\$1,337.26	\$1,819.40
JCP&L Jersey Central Pwr & Lht	JCPL TRANS SUBS	OYSTER CREEK SUB	35300 - Station Equipment	Minor Station Equipment	\$3,706.10	\$1,279.49	\$2,426.61
JCP&L Jersey Central Pwr & Lht	JCPL TRANS SUBS	OYSTER CREEK SUB	35300 - Station Equipment	Transformer, Power	\$3,809.70	\$1,425.64	\$2,384.06
JCP&L Jersey Central Pwr & Lht	JCPL TRANS SUBS	OYSTER CREEK SUB	35300 - Station Equipment	Conduit/Duct System	\$3,894.93	\$1,650.01	\$2,244.92
JCP&L Jersey Central Pwr & Lht	JCPL TRANS SUBS	OYSTER CREEK SUB	35300 - Station Equipment	Arrester, Lightning & Surge Protect	\$4,637.78	\$1,601.14	\$3,036.64
JCP&L Jersey Central Pwr & Lht	JCPL TRANS SUBS	OYSTER CREEK SUB	35300 - Station Equipment	Conduit/Duct System	\$4,999.35	\$1,919.54	\$3,079.81
JCP&L Jersey Central Pwr & Lht	JCPL TRANS SUBS	OYSTER CREEK SUB	35300 - Station Equipment	Fuse Equipment	\$5,554.83	\$2,353.20	\$3,201.63
JCP&L Jersey Central Pwr & Lht	JCPL TRANS SUBS	OYSTER CREEK SUB	35300 - Station Equipment	Grounding System, Station	\$5,726.33	\$2,425.85	\$3,300.48
JCP&L Jersey Central Pwr & Lht	JCPL TRANS SUBS	OYSTER CREEK SUB	35300 - Station Equipment	Wiring	\$5,795.84	\$2,282.23	\$3,513.61
JCP&L Jersey Central Pwr & Lht	JCPL TRANS SUBS	OYSTER CREEK SUB	35300 - Station Equipment	Foundation - Equipment	\$6,652.52	\$2,489.47	\$4,163.05
JCP&L Jersey Central Pwr & Lht	JCPL TRANS SUBS	OYSTER CREEK SUB	35300 - Station Equipment	Switch	\$7,020.68	\$2,423.81	\$4,596.87
JCP&L Jersey Central Pwr & Lht	JCPL TRANS SUBS	OYSTER CREEK SUB	35300 - Station Equipment	Circuit Breaker	\$7,673.24	\$2,722.95	\$4,950.29
JCP&L Jersey Central Pwr & Lht	JCPL TRANS SUBS	OYSTER CREEK SUB	35300 - Station Equipment	Grounding System, Station	\$7,856.33	\$3,016.49	\$4,839.84
JCP&L Jersey Central Pwr & Lht	JCPL TRANS SUBS	OYSTER CREEK SUB	35300 - Station Equipment	Controls and Instrumentation	\$7,887.69	\$3,028.53	\$4,859.16
JCP&L Jersey Central Pwr & Lht	JCPL TRANS SUBS	OYSTER CREEK SUB	35300 - Station Equipment	Minor Station Equipment	\$7,980.86	\$4,225.09	\$3,755.77
JCP&L Jersey Central Pwr & Lht	JCPL TRANS SUBS	OYSTER CREEK SUB	35300 - Station Equipment	Wiring	\$8,816.34	\$3,043.75	\$5,772.59
JCP&L Jersey Central Pwr & Lht	JCPL TRANS SUBS	OYSTER CREEK SUB	35300 - Station Equipment	Conduit/Duct System	\$8,907.98	\$3,333.49	\$5,574.49
JCP&L Jersey Central Pwr & Lht	JCPL TRANS SUBS	OYSTER CREEK SUB	35300 - Station Equipment	Steel Pole Fully Dressed	\$9,217.58	\$1,380.90	\$7,836.68
JCP&L Jersey Central Pwr & Lht	JCPL TRANS SUBS	OYSTER CREEK SUB	35300 - Station Equipment	Foundation - Equipment	\$9,432.62	\$2,894.42	\$6,538.20
JCP&L Jersey Central Pwr & Lht	JCPL TRANS SUBS	OYSTER CREEK SUB	35300 - Station Equipment	Non-Unitized	\$9,697.49	\$542.57	\$9,154.92
JCP&L Jersey Central Pwr & Lht	JCPL TRANS SUBS	OYSTER CREEK SUB	35300 - Station Equipment	Air Handling Unit	\$10,945.38	\$92.38	\$10,853.00
JCP&L Jersey Central Pwr & Lht	JCPL TRANS SUBS	OYSTER CREEK SUB	35300 - Station Equipment	Conduit/Duct System	\$11,147.85	\$5,656.51	\$5,491.34

Company	Major Location	Asset Location	Utility Account	Asset Retirement Unit	Book Cost	Allocated Reserve	Net Book Value
JCP&L Jersey Central Pwr & Lht	JCPL TRANS SUBS	OYSTER CREEK SUB	35300 - Station Equipment	Minor Station Equipment	\$12,904.18	\$4,579.22	\$8,324.96
JCP&L Jersey Central Pwr & Lht	JCPL TRANS SUBS	OYSTER CREEK SUB	35300 - Station Equipment	Transformer, Power	\$12,954.41	\$6,858.10	\$6,096.31
JCP&L Jersey Central Pwr & Lht	JCPL TRANS SUBS	OYSTER CREEK SUB	35300 - Station Equipment	Wiring	\$14,888.02	\$5,716.37	\$9,171.65
JCP&L Jersey Central Pwr & Lht	JCPL TRANS SUBS	OYSTER CREEK SUB	35300 - Station Equipment	Structure	\$15,470.84	\$6,553.93	\$8,916.91
JCP&L Jersey Central Pwr & Lht	JCPL TRANS SUBS	OYSTER CREEK SUB	35300 - Station Equipment	Bus	\$15,736.68	\$1,763.64	\$13,973.04
JCP&L Jersey Central Pwr & Lht	JCPL TRANS SUBS	OYSTER CREEK SUB	35300 - Station Equipment	Foundation - Equipment	\$16,329.50	\$8,644.87	\$7,684.63
JCP&L Jersey Central Pwr & Lht	JCPL TRANS SUBS	OYSTER CREEK SUB	35300 - Station Equipment	Carrier Equipment System	\$17,177.72	\$6,428.15	\$10,749.57
JCP&L Jersey Central Pwr & Lht	JCPL TRANS SUBS	OYSTER CREEK SUB	35300 - Station Equipment	Bus	\$17,467.70	\$2,183.83	\$15,283.87
JCP&L Jersey Central Pwr & Lht	JCPL TRANS SUBS	OYSTER CREEK SUB	35300 - Station Equipment	Switch	\$20,351.98	\$7,814.30	\$12,537.68
JCP&L Jersey Central Pwr & Lht	JCPL TRANS SUBS	OYSTER CREEK SUB	35300 - Station Equipment	Minor Station Equipment	\$21,049.04	\$6,863.05	\$14,185.99
JCP&L Jersey Central Pwr & Lht	JCPL TRANS SUBS	OYSTER CREEK SUB	35300 - Station Equipment	Switch	\$22,136.09	\$9,377.53	\$12,758.56
JCP&L Jersey Central Pwr & Lht	JCPL TRANS SUBS	OYSTER CREEK SUB	35300 - Station Equipment	Bushings	\$23,036.21	\$937.21	\$22,099.00
JCP&L Jersey Central Pwr & Lht	JCPL TRANS SUBS	OYSTER CREEK SUB	35300 - Station Equipment	Structure	\$24,391.70	\$9,365.38	\$15,026.32
JCP&L Jersey Central Pwr & Lht	JCPL TRANS SUBS	OYSTER CREEK SUB	35300 - Station Equipment	Arrester, Lightning & Surge Protect	\$26,895.73	\$14,238.67	\$12,657.06
JCP&L Jersey Central Pwr & Lht	JCPL TRANS SUBS	OYSTER CREEK SUB	35300 - Station Equipment	Bushings	\$27,067.06	\$1,913.43	\$25,153.63
JCP&L Jersey Central Pwr & Lht	JCPL TRANS SUBS	OYSTER CREEK SUB	35300 - Station Equipment	Microwave System	\$28,938.01	\$10,829.01	\$18,109.00
JCP&L Jersey Central Pwr & Lht	JCPL TRANS SUBS	OYSTER CREEK SUB	35300 - Station Equipment	Switch	\$29,098.22	\$7,509.56	\$21,588.66
JCP&L Jersey Central Pwr & Lht	JCPL TRANS SUBS	OYSTER CREEK SUB	35300 - Station Equipment	Switchgear	\$29,208.41	\$12,373.58	\$16,834.83
JCP&L Jersey Central Pwr & Lht	JCPL TRANS SUBS	OYSTER CREEK SUB	35300 - Station Equipment	Transformer, Instrument	\$30,499.41	\$11,413.31	\$19,086.10
JCP&L Jersey Central Pwr & Lht	JCPL TRANS SUBS	OYSTER CREEK SUB	35300 - Station Equipment	Grounding System, Station	\$32,283.46	\$9,906.24	\$22,377.22
JCP&L Jersey Central Pwr & Lht	JCPL TRANS SUBS	OYSTER CREEK SUB	35300 - Station Equipment	Controls and Instrumentation	\$33,553.53	\$14,214.31	\$19,339.22
JCP&L Jersey Central Pwr & Lht	JCPL TRANS SUBS	OYSTER CREEK SUB	35300 - Station Equipment	Wiring	\$33,849.61	\$12,011.98	\$21,837.63
JCP&L Jersey Central Pwr & Lht	JCPL TRANS SUBS	OYSTER CREEK SUB	35300 - Station Equipment	Minor Station Equipment	\$33,887.15	\$12,681.04	\$21,206.11
JCP&L Jersey Central Pwr & Lht	JCPL TRANS SUBS	OYSTER CREEK SUB	35300 - Station Equipment	Carrier Equipment System	\$34,019.35	\$12,072.22	\$21,947.13
JCP&L Jersey Central Pwr & Lht	JCPL TRANS SUBS	OYSTER CREEK SUB	35300 - Station Equipment	Transformer, Instrument	\$34,875.45	\$10,701.59	\$24,173.86
JCP&L Jersey Central Pwr & Lht	JCPL TRANS SUBS	OYSTER CREEK SUB	35300 - Station Equipment	Non-Unitized	\$35,836.53	\$1,457.98	\$34,378.55
JCP&L Jersey Central Pwr & Lht	JCPL TRANS SUBS	OYSTER CREEK SUB	35300 - Station Equipment	Wiring	\$39,238.47	\$16,622.63	\$22,615.84
JCP&L Jersey Central Pwr & Lht	JCPL TRANS SUBS	OYSTER CREEK SUB	35300 - Station Equipment	Bus-Insulators	\$40,169.49	\$6,017.86	\$34,151.63
JCP&L Jersey Central Pwr & Lht	JCPL TRANS SUBS	OYSTER CREEK SUB	35300 - Station Equipment	Grounding System, Station	\$40,266.08	\$21,316.96	\$18,949.12
JCP&L Jersey Central Pwr & Lht	JCPL TRANS SUBS	OYSTER CREEK SUB	35300 - Station Equipment	Circuit Breaker	\$41,124.62	\$17,421.66	\$23,702.96
JCP&L Jersey Central Pwr & Lht	JCPL TRANS SUBS	OYSTER CREEK SUB	35300 - Station Equipment	Switch	\$42,154.68	\$12,935.24	\$29,219.44
JCP&L Jersey Central Pwr & Lht	JCPL TRANS SUBS	OYSTER CREEK SUB	35300 - Station Equipment	Non-Unitized	\$43,172.27	\$1,073.18	\$42,099.09
JCP&L Jersey Central Pwr & Lht	JCPL TRANS SUBS	OYSTER CREEK SUB	35300 - Station Equipment	Arrester, Lightning & Surge Protect	\$46,449.34	\$17,381.99	\$29,067.35
JCP&L Jersey Central Pwr & Lht	JCPL TRANS SUBS	OYSTER CREEK SUB	35300 - Station Equipment	Capacitor Bank	\$49,252.47	\$7,378.60	\$41,873.87
JCP&L Jersey Central Pwr & Lht	JCPL TRANS SUBS	OYSTER CREEK SUB	35300 - Station Equipment	Transformer, Instrument	\$50,343.42	\$17,380.54	\$32,962.88
JCP&L Jersey Central Pwr & Lht	JCPL TRANS SUBS	OYSTER CREEK SUB	35300 - Station Equipment	Grounding System, Station	\$50,830.41	\$19,021.45	\$31,808.96
JCP&L Jersey Central Pwr & Lht	JCPL TRANS SUBS	OYSTER CREEK SUB	35300 - Station Equipment	Interrupter Assembly	\$52,773.60	\$4,482.40	\$48,291.20
JCP&L Jersey Central Pwr & Lht	JCPL TRANS SUBS	OYSTER CREEK SUB	35300 - Station Equipment	Bushings	\$54,789.10	\$4,653.59	\$50,135.51
JCP&L Jersey Central Pwr & Lht	JCPL TRANS SUBS	OYSTER CREEK SUB	35300 - Station Equipment	Carrier Equipment System	\$60,171.02	\$18,463.58	\$41,707.44
JCP&L Jersey Central Pwr & Lht	JCPL TRANS SUBS	OYSTER CREEK SUB	35300 - Station Equipment	Microwave System	\$61,943.09	\$18,410.40	\$43,532.69
JCP&L Jersey Central Pwr & Lht	JCPL TRANS SUBS	OYSTER CREEK SUB	35300 - Station Equipment	Transformer, Power	\$62,844.53	\$21,696.41	\$41,148.12
JCP&L Jersey Central Pwr & Lht	JCPL TRANS SUBS	OYSTER CREEK SUB	35300 - Station Equipment	Conduit/Duct System	\$77,664.37	\$41,115.71	\$36,548.66
JCP&L Jersey Central Pwr & Lht	JCPL TRANS SUBS	OYSTER CREEK SUB	35300 - Station Equipment	Carrier Equipment System	\$78,620.64	\$41,621.96	\$36,998.68
JCP&L Jersey Central Pwr & Lht	JCPL TRANS SUBS	OYSTER CREEK SUB	35300 - Station Equipment	Regulator - Voltage	\$78,795.83	\$3,205.74	\$75,590.09
JCP&L Jersey Central Pwr & Lht	JCPL TRANS SUBS	OYSTER CREEK SUB	35300 - Station Equipment	Wiring	\$80,616.09	\$24,737.19	\$55,878.90
JCP&L Jersey Central Pwr & Lht	JCPL TRANS SUBS	OYSTER CREEK SUB	35300 - Station Equipment	Controls and Instrumentation	\$84,714.71	\$31,701.43	\$53,013.28
JCP&L Jersey Central Pwr & Lht	JCPL TRANS SUBS	OYSTER CREEK SUB	35300 - Station Equipment	Switch	\$85,449.58	\$45,237.22	\$40,212.36
JCP&L Jersey Central Pwr & Lht	JCPL TRANS SUBS	OYSTER CREEK SUB	35300 - Station Equipment	Controls and Instrumentation	\$88,253.60	\$27,080.77	\$61,172.83
JCP&L Jersey Central Pwr & Lht	JCPL TRANS SUBS	OYSTER CREEK SUB	35300 - Station Equipment	Circuit Breaker	\$90,415.95	\$19,636.84	\$70,779.11
JCP&L Jersey Central Pwr & Lht	JCPL TRANS SUBS	OYSTER CREEK SUB	35300 - Station Equipment	Arrester, Lightning & Surge Protect	\$92,837.43	\$32,944.59	\$59,892.84
JCP&L Jersey Central Pwr & Lht	JCPL TRANS SUBS	OYSTER CREEK SUB	35300 - Station Equipment	Switchgear	\$93,563.11	\$28,710.01	\$64,853.10
JCP&L Jersey Central Pwr & Lht	JCPL TRANS SUBS	OYSTER CREEK SUB	35300 - Station Equipment	Battery System	\$97,127.09	\$29,803.62	\$67,323.47
JCP&L Jersey Central Pwr & Lht	JCPL TRANS SUBS	OYSTER CREEK SUB	35300 - Station Equipment	Switch	\$97,234.59	\$36,386.55	\$60,848.04
JCP&L Jersey Central Pwr & Lht	JCPL TRANS SUBS	OYSTER CREEK SUB	35300 - Station Equipment	Switch	\$108,096.91	\$35,245.07	\$72,851.84
JCP&L Jersey Central Pwr & Lht	JCPL TRANS SUBS	OYSTER CREEK SUB	35300 - Station Equipment	Structure	\$115,989.67	\$35,591.64	\$80,398.03
JCP&L Jersey Central Pwr & Lht	JCPL TRANS SUBS	OYSTER CREEK SUB	35300 - Station Equipment	Controls and Instrumentation	\$118,157.18	\$62,552.70	\$55,604.48
JCP&L Jersey Central Pwr & Lht	JCPL TRANS SUBS	OYSTER CREEK SUB	35300 - Station Equipment	Circuit Breaker	\$140,474.22	\$74,367.40	\$66,106.82
JCP&L Jersey Central Pwr & Lht	JCPL TRANS SUBS	OYSTER CREEK SUB	35300 - Station Equipment	Structure	\$141,844.48	\$75,092.81	\$66,751.67

Company	Major Location	Asset Location	Utility Account	Asset Retirement Unit	Book Cost	Allocated Reserve	Net Book Value
JCP&L Jersey Central Pwr & Lht	JCPL TRANS SUBS	OYSTER CREEK SUB	35300 - Station Equipment	Regulator - Voltage	\$146,211.58	\$12,418.70	\$133,792.88
JCP&L Jersey Central Pwr & Lht	JCPL TRANS SUBS	OYSTER CREEK SUB	35300 - Station Equipment	Non-Unitized	\$152,077.64	\$1,283.57	\$150,794.07
JCP&L Jersey Central Pwr & Lht	JCPL TRANS SUBS	OYSTER CREEK SUB	35300 - Station Equipment	Circuit Breaker	\$158,989.55	\$17,818.28	\$141,171.27
JCP&L Jersey Central Pwr & Lht	JCPL TRANS SUBS	OYSTER CREEK SUB	35300 - Station Equipment	Cabinets/Panels/Consoles	\$164,671.64	\$4,093.41	\$160,578.23
JCP&L Jersey Central Pwr & Lht	JCPL TRANS SUBS	OYSTER CREEK SUB	35300 - Station Equipment	Wiring	\$183,136.14	\$39,774.13	\$143,362.01
JCP&L Jersey Central Pwr & Lht	JCPL TRANS SUBS	OYSTER CREEK SUB	35300 - Station Equipment	Capacitor Bank	\$188,427.25	\$40,923.27	\$147,503.98
JCP&L Jersey Central Pwr & Lht	JCPL TRANS SUBS	OYSTER CREEK SUB	35300 - Station Equipment	Wiring	\$237,255.26	\$88,784.25	\$148,471.01
JCP&L Jersey Central Pwr & Lht	JCPL TRANS SUBS	OYSTER CREEK SUB	35300 - Station Equipment	Regulator - Voltage	\$250,686.23	\$14,025.65	\$236,660.58
JCP&L Jersey Central Pwr & Lht	JCPL TRANS SUBS	OYSTER CREEK SUB	35300 - Station Equipment	Structure	\$274,263.26	\$102,633.15	\$171,630.11
JCP&L Jersey Central Pwr & Lht	JCPL TRANS SUBS	OYSTER CREEK SUB	35300 - Station Equipment	Relaying Equipment	\$317,836.43	\$7,900.79	\$309,935.64
JCP&L Jersey Central Pwr & Lht	JCPL TRANS SUBS	OYSTER CREEK SUB	35300 - Station Equipment	Circuit Breaker	\$323,817.77	\$121,177.15	\$202,640.62
JCP&L Jersey Central Pwr & Lht	JCPL TRANS SUBS	OYSTER CREEK SUB	35300 - Station Equipment	Wiring	\$348,465.63	\$184,478.57	\$163,987.06
JCP&L Jersey Central Pwr & Lht	JCPL TRANS SUBS	OYSTER CREEK SUB	35300 - Station Equipment	Circuit Breaker	\$353,362.65	\$44,177.85	\$309,184.80
JCP&L Jersey Central Pwr & Lht	JCPL TRANS SUBS	OYSTER CREEK SUB	35300 - Station Equipment	Carrier Equipment System	\$379,273.88	\$9,428.01	\$369,845.87
JCP&L Jersey Central Pwr & Lht	JCPL TRANS SUBS	OYSTER CREEK SUB	35300 - Station Equipment	Circuit Breaker	\$970,087.59	\$54,275.48	\$915,812.11
JCP&L Jersey Central Pwr & Lht	JCPL TRANS SUBS	OYSTER CREEK SUB	35300 - Station Equipment	Circuit Breaker	\$999,935.75	\$306,832.04	\$693,103.71
JCP&L Jersey Central Pwr & Lht	JCPL TRANS SUBS	OYSTER CREEK SUB	35300 - Station Equipment	Transformer, Power	\$3,366,514.93	\$583,437.94	\$2,783,076.99
		OYSTER CREEK SUB Total			\$11,966,455.20	\$2,740,902.66	\$9,225,552.54
JCP&L Jersey Central Pwr & Lht	JCPL TRANS SUBS	PARLIN COGEN SUB	35300 - Station Equipment	Non-Unitized	(\$4,115.11)	(\$230.23)	(\$3,884.88)
JCP&L Jersey Central Pwr & Lht	JCPL TRANS SUBS	PARLIN COGEN SUB	35300 - Station Equipment	Non-Unitized	(\$83.26)	(\$5.88)	(\$77.38)
JCP&L Jersey Central Pwr & Lht	JCPL TRANS SUBS	PARLIN COGEN SUB	35300 - Station Equipment	Non-Unitized	(\$4.53)	(\$0.19)	(\$4.34)
JCP&L Jersey Central Pwr & Lht	JCPL TRANS SUBS	PARLIN COGEN SUB	35300 - Station Equipment	Non-Unitized	\$2.29	\$0.02	\$2.27
JCP&L Jersey Central Pwr & Lht	JCPL TRANS SUBS	PARLIN COGEN SUB	35300 - Station Equipment	Non-Unitized	\$715.47	\$17.79	\$697.68
JCP&L Jersey Central Pwr & Lht	JCPL TRANS SUBS	PARLIN COGEN SUB	35300 - Station Equipment	Structural Steel Support	\$1,645.76	\$184.44	\$1,461.32
JCP&L Jersey Central Pwr & Lht	JCPL TRANS SUBS	PARLIN COGEN SUB	35300 - Station Equipment	Grounding System, Station	\$2,086.60	\$312.60	\$1,774.00
JCP&L Jersey Central Pwr & Lht	JCPL TRANS SUBS	PARLIN COGEN SUB	35300 - Station Equipment	Structural Steel Support	\$2,393.73	\$299.26	\$2,094.47
JCP&L Jersey Central Pwr & Lht	JCPL TRANS SUBS	PARLIN COGEN SUB	35300 - Station Equipment	Foundation	\$8,810.61	\$1,319.93	\$7,490.68
JCP&L Jersey Central Pwr & Lht	JCPL TRANS SUBS	PARLIN COGEN SUB	35300 - Station Equipment	Minor Station Equipment	\$18,728.36	\$5,202.65	\$13,525.71
JCP&L Jersey Central Pwr & Lht	JCPL TRANS SUBS	PARLIN COGEN SUB	35300 - Station Equipment	Battery Charger	\$22,904.61	\$1,281.49	\$21,623.12
JCP&L Jersey Central Pwr & Lht	JCPL TRANS SUBS	PARLIN COGEN SUB	35300 - Station Equipment	Structural Steel Support	\$28,610.80	\$4,286.23	\$24,324.57
JCP&L Jersey Central Pwr & Lht	JCPL TRANS SUBS	PARLIN COGEN SUB	35300 - Station Equipment	RTU - SCADA	\$79,674.04	\$4,457.68	\$75,216.36
		PARLIN COGEN SUB Total			\$17,125.79	\$17,125.79	\$144,243.58
JCP&L Jersey Central Pwr & Lht	JCPL SUB-TRANS SUBS	PEQUEST RIVER SUBTRAN SUB	35300 - Station Equipment	Relays	(\$36,936.31)	(\$4,497.79)	(\$32,438.52)
JCP&L Jersey Central Pwr & Lht	JCPL SUB-TRANS SUBS	PEQUEST RIVER SUBTRAN SUB	35300 - Station Equipment	Transformer, Other	\$1.67	\$0.26	\$1.41
JCP&L Jersey Central Pwr & Lht	JCPL SUB-TRANS SUBS	PEQUEST RIVER SUBTRAN SUB	35300 - Station Equipment	Fire Protection System for Equipmnt	\$20.52	\$15.12	\$5.40
JCP&L Jersey Central Pwr & Lht	JCPL SUB-TRANS SUBS	PEQUEST RIVER SUBTRAN SUB	35300 - Station Equipment	Fire Protection System for Equipmnt	\$134.30	\$46.10	\$88.20
JCP&L Jersey Central Pwr & Lht	JCPL SUB-TRANS SUBS	PEQUEST RIVER SUBTRAN SUB	35300 - Station Equipment	Capacitor Bank	\$523.67	\$217.79	\$305.88
JCP&L Jersey Central Pwr & Lht	JCPL SUB-TRANS SUBS	PEQUEST RIVER SUBTRAN SUB	35300 - Station Equipment	Wiring	\$549.69	\$255.23	\$294.46
JCP&L Jersey Central Pwr & Lht	JCPL SUB-TRANS SUBS	PEQUEST RIVER SUBTRAN SUB	35300 - Station Equipment	Switch	\$839.94	\$251.51	\$588.43
JCP&L Jersey Central Pwr & Lht	JCPL SUB-TRANS SUBS	PEQUEST RIVER SUBTRAN SUB	35300 - Station Equipment	Switch	\$858.84	\$104.58	\$754.26
JCP&L Jersey Central Pwr & Lht	JCPL SUB-TRANS SUBS	PEQUEST RIVER SUBTRAN SUB	35300 - Station Equipment	Switchgear	\$897.44	\$308.08	\$589.36
JCP&L Jersey Central Pwr & Lht	JCPL SUB-TRANS SUBS	PEQUEST RIVER SUBTRAN SUB	35300 - Station Equipment	Controls and Instrumentation	\$985.68	\$338.37	\$647.31
JCP&L Jersey Central Pwr & Lht	JCPL SUB-TRANS SUBS	PEQUEST RIVER SUBTRAN SUB	35300 - Station Equipment	Structure	\$1,270.66	\$590.00	\$680.66
JCP&L Jersey Central Pwr & Lht	JCPL SUB-TRANS SUBS	PEQUEST RIVER SUBTRAN SUB	35300 - Station Equipment	Cable, Wiring	\$1,292.99	\$202.29	\$1,090.70
JCP&L Jersey Central Pwr & Lht	JCPL SUB-TRANS SUBS	PEQUEST RIVER SUBTRAN SUB	35300 - Station Equipment	HVAC	\$1,723.08	\$515.95	\$1,207.13
JCP&L Jersey Central Pwr & Lht	JCPL SUB-TRANS SUBS	PEQUEST RIVER SUBTRAN SUB	35300 - Station Equipment	Structure	\$1,844.70	\$552.37	\$1,292.33
JCP&L Jersey Central Pwr & Lht	JCPL SUB-TRANS SUBS	PEQUEST RIVER SUBTRAN SUB	35300 - Station Equipment	Fuse Equipment	\$1,899.51	\$881.98	\$1,017.53
JCP&L Jersey Central Pwr & Lht	JCPL SUB-TRANS SUBS	PEQUEST RIVER SUBTRAN SUB	35300 - Station Equipment	Controls and Instrumentation	\$1,922.10	\$642.91	\$1,279.19
JCP&L Jersey Central Pwr & Lht	JCPL SUB-TRANS SUBS	PEQUEST RIVER SUBTRAN SUB	35300 - Station Equipment	Switchgear	\$2,163.45	\$723.64	\$1,439.81
JCP&L Jersey Central Pwr & Lht	JCPL SUB-TRANS SUBS	PEQUEST RIVER SUBTRAN SUB	35300 - Station Equipment	Carrier Equipment System	\$2,204.72	\$1,384.40	\$820.32
JCP&L Jersey Central Pwr & Lht	JCPL SUB-TRANS SUBS	PEQUEST RIVER SUBTRAN SUB	35300 - Station Equipment	Arresters and Surge Protectors	\$2,496.20	\$241.26	\$2,254.94
JCP&L Jersey Central Pwr & Lht	JCPL SUB-TRANS SUBS	PEQUEST RIVER SUBTRAN SUB	35300 - Station Equipment	Carrier Equipment System	\$2,659.34	\$1,577.21	\$1,082.13
JCP&L Jersey Central Pwr & Lht	JCPL SUB-TRANS SUBS	PEQUEST RIVER SUBTRAN SUB	35300 - Station Equipment	Battery System	\$2,669.56	\$1,110.25	\$1,559.31
JCP&L Jersey Central Pwr & Lht	JCPL SUB-TRANS SUBS	PEQUEST RIVER SUBTRAN SUB	35300 - Station Equipment	Controls and Instrumentation	\$2,862.08	\$1,084.70	\$1,777.38
JCP&L Jersey Central Pwr & Lht	JCPL SUB-TRANS SUBS	PEQUEST RIVER SUBTRAN SUB	35300 - Station Equipment	Conduit/Duct System	\$3,077.53	\$948.47	\$2,129.06
JCP&L Jersey Central Pwr & Lht	JCPL SUB-TRANS SUBS	PEQUEST RIVER SUBTRAN SUB	35300 - Station Equipment	Switchgear	\$3,228.00	\$2,220.15	\$1,007.85
JCP&L Jersey Central Pwr & Lht	JCPL SUB-TRANS SUBS	PEQUEST RIVER SUBTRAN SUB	35300 - Station Equipment	Wiring	\$3,425.48	\$1,055.71	\$2,369.77
JCP&L Jersey Central Pwr & Lht	JCPL SUB-TRANS SUBS	PEQUEST RIVER SUBTRAN SUB	35300 - Station Equipment	Wood Pole	\$3,666.63	\$1,524.93	\$2,141.70

Company	Major Location	Asset Location	Utility Account	Asset Retirement Unit	Book Cost	Allocated Reserve	Net Book Value
JCP&L Jersey Central Pwr & Lht	JCPL SUB-TRANS SUBS	PEQUEST RIVER SUBTRAN SUB	35300 - Station Equipment	Grounding System, Station	\$4,253.47	\$1,310.89	\$2,942.58
JCP&L Jersey Central Pwr & Lht	JCPL SUB-TRANS SUBS	PEQUEST RIVER SUBTRAN SUB	35300 - Station Equipment	Transformer, Instrument	\$4,425.96	\$2,055.07	\$2,370.89
JCP&L Jersey Central Pwr & Lht	JCPL SUB-TRANS SUBS	PEQUEST RIVER SUBTRAN SUB	35300 - Station Equipment	Carrier Equipment System	\$4,737.93	\$1,970.46	\$2,767.47
JCP&L Jersey Central Pwr & Lht	JCPL SUB-TRANS SUBS	PEQUEST RIVER SUBTRAN SUB	35300 - Station Equipment	Switch	\$5,082.85	\$2,360.07	\$2,722.78
JCP&L Jersey Central Pwr & Lht	JCPL SUB-TRANS SUBS	PEQUEST RIVER SUBTRAN SUB	35300 - Station Equipment	Controls and Instrumentation	\$5,167.36	\$1,592.55	\$3,574.81
JCP&L Jersey Central Pwr & Lht	JCPL SUB-TRANS SUBS	PEQUEST RIVER SUBTRAN SUB	35300 - Station Equipment	Arrester, Lightning & Surge Protect	\$5,411.08	\$3,397.76	\$2,013.32
JCP&L Jersey Central Pwr & Lht	JCPL SUB-TRANS SUBS	PEQUEST RIVER SUBTRAN SUB	35300 - Station Equipment	Controls and Instrumentation	\$5,581.24	\$2,998.47	\$2,582.77
JCP&L Jersey Central Pwr & Lht	JCPL SUB-TRANS SUBS	PEQUEST RIVER SUBTRAN SUB	35300 - Station Equipment	Transformer, Instrument	\$6,032.76	\$1,912.07	\$4,120.69
JCP&L Jersey Central Pwr & Lht	JCPL SUB-TRANS SUBS	PEQUEST RIVER SUBTRAN SUB	35300 - Station Equipment	Minor Station Equipment	\$7,781.89	\$3,236.42	\$4,545.47
JCP&L Jersey Central Pwr & Lht	JCPL SUB-TRANS SUBS	PEQUEST RIVER SUBTRAN SUB	35300 - Station Equipment	Carrier Equipment System	\$8,112.66	\$2,928.85	\$5,183.81
JCP&L Jersey Central Pwr & Lht	JCPL SUB-TRANS SUBS	PEQUEST RIVER SUBTRAN SUB	35300 - Station Equipment	Fuse Equipment	\$8,422.36	\$3,502.79	\$4,919.57
JCP&L Jersey Central Pwr & Lht	JCPL SUB-TRANS SUBS	PEQUEST RIVER SUBTRAN SUB	35300 - Station Equipment	Switch	\$8,483.26	\$2,315.78	\$6,167.48
JCP&L Jersey Central Pwr & Lht	JCPL SUB-TRANS SUBS	PEQUEST RIVER SUBTRAN SUB	35300 - Station Equipment	Switchgear	\$8,900.47	\$4,132.67	\$4,767.80
JCP&L Jersey Central Pwr & Lht	JCPL SUB-TRANS SUBS	PEQUEST RIVER SUBTRAN SUB	35300 - Station Equipment	Battery System	\$8,922.03	\$2,905.94	\$6,016.09
JCP&L Jersey Central Pwr & Lht	JCPL SUB-TRANS SUBS	PEQUEST RIVER SUBTRAN SUB	35300 - Station Equipment	Structure	\$9,034.73	\$2,385.68	\$6,649.05
JCP&L Jersey Central Pwr & Lht	JCPL SUB-TRANS SUBS	PEQUEST RIVER SUBTRAN SUB	35300 - Station Equipment	Switchgear	\$9,907.43	\$3,226.89	\$6,680.54
JCP&L Jersey Central Pwr & Lht	JCPL SUB-TRANS SUBS	PEQUEST RIVER SUBTRAN SUB	35300 - Station Equipment	Transformer, Power	\$10,688.50	\$6,217.18	\$4,471.32
JCP&L Jersey Central Pwr & Lht	JCPL SUB-TRANS SUBS	PEQUEST RIVER SUBTRAN SUB	35300 - Station Equipment	Transformer, Instrument	\$10,922.82	\$3,270.67	\$7,652.15
JCP&L Jersey Central Pwr & Lht	JCPL SUB-TRANS SUBS	PEQUEST RIVER SUBTRAN SUB	35300 - Station Equipment	Transformer, Instrument	\$11,672.95	\$4,854.68	\$6,818.27
JCP&L Jersey Central Pwr & Lht	JCPL SUB-TRANS SUBS	PEQUEST RIVER SUBTRAN SUB	35300 - Station Equipment	Carrier Equipment System	\$14,359.00	\$1,748.51	\$12,610.49
JCP&L Jersey Central Pwr & Lht	JCPL SUB-TRANS SUBS	PEQUEST RIVER SUBTRAN SUB	35300 - Station Equipment	Foundation - Equipment	\$17,226.37	\$7,164.31	\$10,062.06
JCP&L Jersey Central Pwr & Lht	JCPL SUB-TRANS SUBS	PEQUEST RIVER SUBTRAN SUB	35300 - Station Equipment	Control Wiring	\$22,252.39	\$2,709.70	\$19,542.69
JCP&L Jersey Central Pwr & Lht	JCPL SUB-TRANS SUBS	PEQUEST RIVER SUBTRAN SUB	35300 - Station Equipment	Carrier Equipment System	\$23,823.47	\$6,290.74	\$17,532.73
JCP&L Jersey Central Pwr & Lht	JCPL SUB-TRANS SUBS	PEQUEST RIVER SUBTRAN SUB	35300 - Station Equipment	Circuit Breaker	\$26,047.00	\$16,663.52	\$9,383.48
JCP&L Jersey Central Pwr & Lht	JCPL SUB-TRANS SUBS	PEQUEST RIVER SUBTRAN SUB	35300 - Station Equipment	Switch	\$28,227.88	\$7,453.75	\$20,774.13
JCP&L Jersey Central Pwr & Lht	JCPL SUB-TRANS SUBS	PEQUEST RIVER SUBTRAN SUB	35300 - Station Equipment	Capacitor Bank	\$31,220.11	\$8,243.86	\$22,976.25
JCP&L Jersey Central Pwr & Lht	JCPL SUB-TRANS SUBS	PEQUEST RIVER SUBTRAN SUB	35300 - Station Equipment	Wiring	\$32,504.09	\$6,767.62	\$25,736.47
JCP&L Jersey Central Pwr & Lht	JCPL SUB-TRANS SUBS	PEQUEST RIVER SUBTRAN SUB	35300 - Station Equipment	Conduit/Duct System	\$34,557.01	\$14,371.97	\$20,185.04
JCP&L Jersey Central Pwr & Lht	JCPL SUB-TRANS SUBS	PEQUEST RIVER SUBTRAN SUB	35300 - Station Equipment	Arrester, Lightning & Surge Protect	\$45,350.44	\$18,860.87	\$26,489.57
JCP&L Jersey Central Pwr & Lht	JCPL SUB-TRANS SUBS	PEQUEST RIVER SUBTRAN SUB	35300 - Station Equipment	Grounding System, Station	\$47,929.47	\$19,933.47	\$27,996.00
JCP&L Jersey Central Pwr & Lht	JCPL SUB-TRANS SUBS	PEQUEST RIVER SUBTRAN SUB	35300 - Station Equipment	Switchgear	\$54,721.20	\$16,385.46	\$38,335.74
JCP&L Jersey Central Pwr & Lht	JCPL SUB-TRANS SUBS	PEQUEST RIVER SUBTRAN SUB	35300 - Station Equipment	Circuit Breaker	\$56,878.97	\$8,898.73	\$47,980.24
JCP&L Jersey Central Pwr & Lht	JCPL SUB-TRANS SUBS	PEQUEST RIVER SUBTRAN SUB	35300 - Station Equipment	Minor Station Equipment	\$69,354.41	\$14,440.16	\$54,914.25
JCP&L Jersey Central Pwr & Lht	JCPL SUB-TRANS SUBS	PEQUEST RIVER SUBTRAN SUB	35300 - Station Equipment	Circuit Breaker	\$71,962.47	\$29,928.60	\$42,033.87
JCP&L Jersey Central Pwr & Lht	JCPL SUB-TRANS SUBS	PEQUEST RIVER SUBTRAN SUB	35300 - Station Equipment	Controls and Instrumentation	\$73,084.60	\$30,395.28	\$42,689.32
JCP&L Jersey Central Pwr & Lht	JCPL SUB-TRANS SUBS	PEQUEST RIVER SUBTRAN SUB	35300 - Station Equipment	Switchgear	\$118,454.75	\$49,264.35	\$69,190.40
JCP&L Jersey Central Pwr & Lht	JCPL SUB-TRANS SUBS	PEQUEST RIVER SUBTRAN SUB	35300 - Station Equipment	Transformer, Power	\$143,564.38	\$90,147.92	\$53,416.46
JCP&L Jersey Central Pwr & Lht	JCPL SUB-TRANS SUBS	PEQUEST RIVER SUBTRAN SUB	35300 - Station Equipment	Wiring	\$146,114.46	\$60,767.79	\$85,346.67
JCP&L Jersey Central Pwr & Lht	JCPL SUB-TRANS SUBS	PEQUEST RIVER SUBTRAN SUB	35300 - Station Equipment	Switch	\$179,699.41	\$74,735.50	\$104,963.91
JCP&L Jersey Central Pwr & Lht	JCPL SUB-TRANS SUBS	PEQUEST RIVER SUBTRAN SUB	35300 - Station Equipment	Structure	\$195,391.34	\$81,261.64	\$114,129.70
JCP&L Jersey Central Pwr & Lht	JCPL SUB-TRANS SUBS	PEQUEST RIVER SUBTRAN SUB	35300 - Station Equipment	Reactor	\$214,079.44	\$44,573.08	\$169,506.36
JCP&L Jersey Central Pwr & Lht	JCPL SUB-TRANS SUBS	PEQUEST RIVER SUBTRAN SUB	35300 - Station Equipment	Transformer, Power	\$340,429.92	\$141,581.99	\$198,847.93
JCP&L Jersey Central Pwr & Lht	JCPL SUB-TRANS SUBS	PEQUEST RIVER SUBTRAN SUB	35300 - Station Equipment	Transformer, Power	\$593,173.07	\$111,666.55	\$481,506.52
JCP&L Jersey Central Pwr & Lht	JCPL SUB-TRANS SUBS	PEQUEST RIVER SUBTRAN SUB	35300 - Station Equipment	Transformer, Power	\$612,626.29	\$59,210.86	\$553,415.43
		PEQUEST RIVER SUBTRAN SUB Total			\$3,342,855.16	\$992,336.59	\$2,350,518.57
JCP&L Jersey Central Pwr & Lht	JCPL SUB-TRANS SUBS	POHATCONG MT SUB	35300 - Station Equipment	Non-Unitized	(\$4,112.81)	(\$230.11)	(\$3,882.70)
JCP&L Jersey Central Pwr & Lht	JCPL SUB-TRANS SUBS	POHATCONG MT SUB	35300 - Station Equipment	Non-Unitized	(\$0.01)	\$0.00	(\$0.01)
JCP&L Jersey Central Pwr & Lht	JCPL SUB-TRANS SUBS	POHATCONG MT SUB	35300 - Station Equipment	Non-Unitized	\$0.01	\$0.00	\$0.01
JCP&L Jersey Central Pwr & Lht	JCPL SUB-TRANS SUBS	POHATCONG MT SUB	35300 - Station Equipment	Cable, Wiring	\$408.71	\$63.94	\$344.77
JCP&L Jersey Central Pwr & Lht	JCPL SUB-TRANS SUBS	POHATCONG MT SUB	35300 - Station Equipment	Non-Unitized	\$715.47	\$17.79	\$697.68
JCP&L Jersey Central Pwr & Lht	JCPL SUB-TRANS SUBS	POHATCONG MT SUB	35300 - Station Equipment	Steel Pole Fully Dressed	\$2,304.41	\$334.71	\$1,969.70
JCP&L Jersey Central Pwr & Lht	JCPL SUB-TRANS SUBS	POHATCONG MT SUB	35300 - Station Equipment	Arrester, Lightning & Surge Protect	\$3,390.39	\$530.43	\$2,859.96
JCP&L Jersey Central Pwr & Lht	JCPL SUB-TRANS SUBS	POHATCONG MT SUB	35300 - Station Equipment	Minor Station Equipment	\$6,028.12	\$2,564.09	\$3,464.03
JCP&L Jersey Central Pwr & Lht	JCPL SUB-TRANS SUBS	POHATCONG MT SUB	35300 - Station Equipment	Controls and Instrumentation	\$6,655.16	\$2,522.26	\$4,132.90
JCP&L Jersey Central Pwr & Lht	JCPL SUB-TRANS SUBS	POHATCONG MT SUB	35300 - Station Equipment	Foundation - Equipment	\$7,970.97	\$3,390.49	\$4,580.48
JCP&L Jersey Central Pwr & Lht	JCPL SUB-TRANS SUBS	POHATCONG MT SUB	35300 - Station Equipment	Battery System	\$8,016.24	\$2,610.92	\$5,405.32
JCP&L Jersey Central Pwr & Lht	JCPL SUB-TRANS SUBS	POHATCONG MT SUB	35300 - Station Equipment	Non-Unitized	\$9,752.22	\$82.31	\$9,669.91
JCP&L Jersey Central Pwr & Lht	JCPL SUB-TRANS SUBS	POHATCONG MT SUB	35300 - Station Equipment	Switchgear	\$11,582.81	\$3,671.14	\$7,911.67

Company	Major Location	Asset Location	Utility Account	Asset Retirement Unit	Book Cost	Allocated Reserve	Net Book Value
JCP&L Jersey Central Pwr & Lht	JCPL SUB-TRANS SUBS	POHATCONG MT SUB	35300 - Station Equipment	Controls and Instrumentation	\$17,306.10	\$7,361.23	\$9,944.87
JCP&L Jersey Central Pwr & Lht	JCPL SUB-TRANS SUBS	POHATCONG MT SUB	35300 - Station Equipment	Grounding System, Station	\$21,160.41	\$9,000.68	\$12,159.73
JCP&L Jersey Central Pwr & Lht	JCPL SUB-TRANS SUBS	POHATCONG MT SUB	35300 - Station Equipment	Conduit/Duct System	\$21,383.90	\$9,095.74	\$12,288.16
JCP&L Jersey Central Pwr & Lht	JCPL SUB-TRANS SUBS	POHATCONG MT SUB	35300 - Station Equipment	Transformer, Station Service : Each	\$26,318.15	\$4,117.48	\$22,200.67
JCP&L Jersey Central Pwr & Lht	JCPL SUB-TRANS SUBS	POHATCONG MT SUB	35300 - Station Equipment	Arrester, Lightning & Surge Protect	\$28,406.68	\$12,082.92	\$16,323.76
JCP&L Jersey Central Pwr & Lht	JCPL SUB-TRANS SUBS	POHATCONG MT SUB	35300 - Station Equipment	Switchgear	\$33,815.03	\$8,929.08	\$24,885.95
JCP&L Jersey Central Pwr & Lht	JCPL SUB-TRANS SUBS	POHATCONG MT SUB	35300 - Station Equipment	Switchgear	\$39,781.81	\$16,921.39	\$22,860.42
JCP&L Jersey Central Pwr & Lht	JCPL SUB-TRANS SUBS	POHATCONG MT SUB	35300 - Station Equipment	Non-Unitized	\$40,077.79	\$1,630.54	\$38,447.25
JCP&L Jersey Central Pwr & Lht	JCPL SUB-TRANS SUBS	POHATCONG MT SUB	35300 - Station Equipment	Carrier Equipment System	\$55,567.69	\$23,635.99	\$31,931.70
JCP&L Jersey Central Pwr & Lht	JCPL SUB-TRANS SUBS	POHATCONG MT SUB	35300 - Station Equipment	Wiring	\$59,486.59	\$25,302.90	\$34,183.69
JCP&L Jersey Central Pwr & Lht	JCPL SUB-TRANS SUBS	POHATCONG MT SUB	35300 - Station Equipment	Circuit Breaker	\$63,125.18	\$11,883.50	\$51,241.68
JCP&L Jersey Central Pwr & Lht	JCPL SUB-TRANS SUBS	POHATCONG MT SUB	35300 - Station Equipment	Circuit Breaker	\$74,440.01	\$31,663.41	\$42,776.60
JCP&L Jersey Central Pwr & Lht	JCPL SUB-TRANS SUBS	POHATCONG MT SUB	35300 - Station Equipment	RTU - SCADA	\$79,674.04	\$4,402.76	\$75,271.28
JCP&L Jersey Central Pwr & Lht	JCPL SUB-TRANS SUBS	POHATCONG MT SUB	35300 - Station Equipment	Switch	\$82,703.01	\$35,178.13	\$47,524.88
JCP&L Jersey Central Pwr & Lht	JCPL SUB-TRANS SUBS	POHATCONG MT SUB	35300 - Station Equipment	Structure	\$82,709.36	\$35,180.82	\$47,528.54
JCP&L Jersey Central Pwr & Lht	JCPL SUB-TRANS SUBS	POHATCONG MT SUB	35300 - Station Equipment	Transformer, Power	\$248,239.15	\$105,589.72	\$142,649.43
		POHATCONG MT SUB Total			\$1,026,906.59	\$357,534.27	\$669,372.32
JCP&L Jersey Central Pwr & Lht	JCPL DIST SUBS	RACEWAY MALL SUB	35300 - Station Equipment	Wiring	\$1,490.91	\$199.33	\$1,291.58
		RACEWAY MALL SUB Total			\$1,490.91	\$199.33	\$1,291.58
JCP&L Jersey Central Pwr & Lht	JCPL TRANS SUBS	RARITAN RIVER STATION SUB	35300 - Station Equipment	Non-Unitized	(\$778,795.76)	(\$6,573.24)	(\$772,222.52)
JCP&L Jersey Central Pwr & Lht	JCPL TRANS SUBS	RARITAN RIVER STATION SUB	35300 - Station Equipment	Non-Unitized	(\$286,728.32)	(\$2,420.07)	(\$284,308.25)
JCP&L Jersey Central Pwr & Lht	JCPL TRANS SUBS	RARITAN RIVER STATION SUB	35300 - Station Equipment	Bus Compartment, Cell or Cubicle	(\$10,863.86)	(\$1,217.53)	(\$9,646.33)
JCP&L Jersey Central Pwr & Lht	JCPL TRANS SUBS	RARITAN RIVER STATION SUB	35300 - Station Equipment	Relaying Equipment	(\$8,321.81)	(\$932.65)	(\$7,389.16)
JCP&L Jersey Central Pwr & Lht	JCPL TRANS SUBS	RARITAN RIVER STATION SUB	35300 - Station Equipment	Arrester, Lightning & Surge Protect	(\$7,095.30)	(\$795.19)	(\$6,300.11)
JCP&L Jersey Central Pwr & Lht	JCPL TRANS SUBS	RARITAN RIVER STATION SUB	35300 - Station Equipment	Bus	(\$5,956.61)	(\$667.57)	(\$5,289.04)
JCP&L Jersey Central Pwr & Lht	JCPL TRANS SUBS	RARITAN RIVER STATION SUB	35300 - Station Equipment	Circuit Breaker	(\$5,540.65)	(\$620.95)	(\$4,919.70)
JCP&L Jersey Central Pwr & Lht	JCPL TRANS SUBS	RARITAN RIVER STATION SUB	35300 - Station Equipment	Bus-Insulators	(\$3,371.13)	(\$377.81)	(\$2,993.32)
JCP&L Jersey Central Pwr & Lht	JCPL TRANS SUBS	RARITAN RIVER STATION SUB	35300 - Station Equipment	RTU - SCADA	(\$3,192.75)	(\$357.82)	(\$2,834.93)
JCP&L Jersey Central Pwr & Lht	JCPL TRANS SUBS	RARITAN RIVER STATION SUB	35300 - Station Equipment	Structural Steel Support	(\$1,216.54)	(\$136.34)	(\$1,080.20)
JCP&L Jersey Central Pwr & Lht	JCPL TRANS SUBS	RARITAN RIVER STATION SUB	35300 - Station Equipment	Non-Unitized	(\$4.53)	(\$0.19)	(\$4.34)
JCP&L Jersey Central Pwr & Lht	JCPL TRANS SUBS	RARITAN RIVER STATION SUB	35300 - Station Equipment	Conduit/Duct System	\$21.68	\$19.56	\$2.12
JCP&L Jersey Central Pwr & Lht	JCPL TRANS SUBS	RARITAN RIVER STATION SUB	35300 - Station Equipment	Grounding System, Station	\$29.27	\$21.00	\$8.27
JCP&L Jersey Central Pwr & Lht	JCPL TRANS SUBS	RARITAN RIVER STATION SUB	35300 - Station Equipment	Conduit/Duct System	\$37.58	\$19.48	\$18.10
JCP&L Jersey Central Pwr & Lht	JCPL TRANS SUBS	RARITAN RIVER STATION SUB	35300 - Station Equipment	Arrester, Lightning & Surge Protect	\$39.39	\$37.48	\$1.91
JCP&L Jersey Central Pwr & Lht	JCPL TRANS SUBS	RARITAN RIVER STATION SUB	35300 - Station Equipment	Grounding System, Station	\$51.74	\$43.26	\$8.48
JCP&L Jersey Central Pwr & Lht	JCPL TRANS SUBS	RARITAN RIVER STATION SUB	35300 - Station Equipment	Controls and Instrumentation	\$71.19	\$59.53	\$11.66
JCP&L Jersey Central Pwr & Lht	JCPL TRANS SUBS	RARITAN RIVER STATION SUB	35300 - Station Equipment	Conduit/Duct System	\$98.55	\$91.88	\$6.67
JCP&L Jersey Central Pwr & Lht	JCPL TRANS SUBS	RARITAN RIVER STATION SUB	35300 - Station Equipment	Controls and Instrumentation	\$117.57	\$59.65	\$57.92
JCP&L Jersey Central Pwr & Lht	JCPL TRANS SUBS	RARITAN RIVER STATION SUB	35300 - Station Equipment	Conduit/Duct System	\$164.84	\$71.50	\$93.34
JCP&L Jersey Central Pwr & Lht	JCPL TRANS SUBS	RARITAN RIVER STATION SUB	35300 - Station Equipment	Controls and Instrumentation	\$170.77	\$159.23	\$11.54
JCP&L Jersey Central Pwr & Lht	JCPL TRANS SUBS	RARITAN RIVER STATION SUB	35300 - Station Equipment	Conduit/Duct System	\$184.10	\$103.68	\$80.42
JCP&L Jersey Central Pwr & Lht	JCPL TRANS SUBS	RARITAN RIVER STATION SUB	35300 - Station Equipment	Structure	\$185.50	\$144.25	\$41.25
JCP&L Jersey Central Pwr & Lht	JCPL TRANS SUBS	RARITAN RIVER STATION SUB	35300 - Station Equipment	Wood Pole	\$187.08	\$92.89	\$94.19
JCP&L Jersey Central Pwr & Lht	JCPL TRANS SUBS	RARITAN RIVER STATION SUB	35300 - Station Equipment	Equipment Spill and Leakage System	\$189.07	\$166.53	\$22.54
JCP&L Jersey Central Pwr & Lht	JCPL TRANS SUBS	RARITAN RIVER STATION SUB	35300 - Station Equipment	Conduit/Duct System	\$201.09	\$168.15	\$32.94
JCP&L Jersey Central Pwr & Lht	JCPL TRANS SUBS	RARITAN RIVER STATION SUB	35300 - Station Equipment	Wood Pole	\$217.77	\$156.24	\$61.53
JCP&L Jersey Central Pwr & Lht	JCPL TRANS SUBS	RARITAN RIVER STATION SUB	35300 - Station Equipment	Equipment Protective Lighting & Pow	\$227.71	\$155.11	\$72.60
JCP&L Jersey Central Pwr & Lht	JCPL TRANS SUBS	RARITAN RIVER STATION SUB	35300 - Station Equipment	Minor Station Equipment	\$265.79	\$126.31	\$139.48
JCP&L Jersey Central Pwr & Lht	JCPL TRANS SUBS	RARITAN RIVER STATION SUB	35300 - Station Equipment	Switchgear	\$326.12	\$172.65	\$153.47
JCP&L Jersey Central Pwr & Lht	JCPL TRANS SUBS	RARITAN RIVER STATION SUB	35300 - Station Equipment	Wood Pole	\$343.24	\$266.92	\$76.32
JCP&L Jersey Central Pwr & Lht	JCPL TRANS SUBS	RARITAN RIVER STATION SUB	35300 - Station Equipment	Wiring	\$371.63	\$353.59	\$18.04
JCP&L Jersey Central Pwr & Lht	JCPL TRANS SUBS	RARITAN RIVER STATION SUB	35300 - Station Equipment	Grounding System, Station	\$372.69	\$209.89	\$162.80
JCP&L Jersey Central Pwr & Lht	JCPL TRANS SUBS	RARITAN RIVER STATION SUB	35300 - Station Equipment	Grounding System, Station	\$379.58	\$184.42	\$195.16
JCP&L Jersey Central Pwr & Lht	JCPL TRANS SUBS	RARITAN RIVER STATION SUB	35300 - Station Equipment	Minor Station Equipment	\$405.10	\$201.16	\$203.94
JCP&L Jersey Central Pwr & Lht	JCPL TRANS SUBS	RARITAN RIVER STATION SUB	35300 - Station Equipment	Switchgear	\$435.17	\$296.42	\$138.75
JCP&L Jersey Central Pwr & Lht	JCPL TRANS SUBS	RARITAN RIVER STATION SUB	35300 - Station Equipment	Mobile Substation	\$442.38	\$174.20	\$268.18
JCP&L Jersey Central Pwr & Lht	JCPL TRANS SUBS	RARITAN RIVER STATION SUB	35300 - Station Equipment	Structure	\$444.09	\$400.59	\$43.50
JCP&L Jersey Central Pwr & Lht	JCPL TRANS SUBS	RARITAN RIVER STATION SUB	35300 - Station Equipment	Switch	\$518.68	\$493.51	\$25.17

Company	Major Location	Asset Location	Utility Account	Asset Retirement Unit	Book Cost	Allocated Reserve	Net Book Value
JCP&L Jersey Central Pwr & Lht	JCPL TRANS SUBS	RARITAN RIVER STATION SUB	35300 - Station Equipment	Minor Station Equipment	\$564.15	\$438.70	\$125.45
JCP&L Jersey Central Pwr & Lht	JCPL TRANS SUBS	RARITAN RIVER STATION SUB	35300 - Station Equipment	Wood Pole	\$581.86	\$389.32	\$192.54
JCP&L Jersey Central Pwr & Lht	JCPL TRANS SUBS	RARITAN RIVER STATION SUB	35300 - Station Equipment	Switchgear	\$608.62	\$289.22	\$319.40
JCP&L Jersey Central Pwr & Lht	JCPL TRANS SUBS	RARITAN RIVER STATION SUB	35300 - Station Equipment	Wood Pole	\$642.59	\$361.89	\$280.70
JCP&L Jersey Central Pwr & Lht	JCPL TRANS SUBS	RARITAN RIVER STATION SUB	35300 - Station Equipment	Wiring	\$651.72	\$467.57	\$184.15
JCP&L Jersey Central Pwr & Lht	JCPL TRANS SUBS	RARITAN RIVER STATION SUB	35300 - Station Equipment	Grounding System, Station	\$688.27	\$224.41	\$463.86
JCP&L Jersey Central Pwr & Lht	JCPL TRANS SUBS	RARITAN RIVER STATION SUB	35300 - Station Equipment	Structure	\$692.62	\$645.81	\$46.81
JCP&L Jersey Central Pwr & Lht	JCPL TRANS SUBS	RARITAN RIVER STATION SUB	35300 - Station Equipment	Switchgear	\$732.53	\$420.93	\$311.60
JCP&L Jersey Central Pwr & Lht	JCPL TRANS SUBS	RARITAN RIVER STATION SUB	35300 - Station Equipment	Grounding System, Station	\$745.24	\$463.03	\$282.21
JCP&L Jersey Central Pwr & Lht	JCPL TRANS SUBS	RARITAN RIVER STATION SUB	35300 - Station Equipment	Controls and Instrumentation	\$782.06	\$405.37	\$376.69
JCP&L Jersey Central Pwr & Lht	JCPL TRANS SUBS	RARITAN RIVER STATION SUB	35300 - Station Equipment	Wiring	\$822.09	\$520.54	\$301.55
JCP&L Jersey Central Pwr & Lht	JCPL TRANS SUBS	RARITAN RIVER STATION SUB	35300 - Station Equipment	Conduit/Duct System	\$871.54	\$625.27	\$246.27
JCP&L Jersey Central Pwr & Lht	JCPL TRANS SUBS	RARITAN RIVER STATION SUB	35300 - Station Equipment	Minor Station Equipment	\$871.63	\$728.86	\$142.77
JCP&L Jersey Central Pwr & Lht	JCPL TRANS SUBS	RARITAN RIVER STATION SUB	35300 - Station Equipment	Fire Protection System for Equipmnt	\$895.46	\$566.99	\$328.47
JCP&L Jersey Central Pwr & Lht	JCPL TRANS SUBS	RARITAN RIVER STATION SUB	35300 - Station Equipment	Wood Pole	\$948.01	\$501.88	\$446.13
JCP&L Jersey Central Pwr & Lht	JCPL TRANS SUBS	RARITAN RIVER STATION SUB	35300 - Station Equipment	Minor Station Equipment	\$965.04	\$543.49	\$421.55
JCP&L Jersey Central Pwr & Lht	JCPL TRANS SUBS	RARITAN RIVER STATION SUB	35300 - Station Equipment	Carrier Equipment System	\$1,027.59	\$488.33	\$539.26
JCP&L Jersey Central Pwr & Lht	JCPL TRANS SUBS	RARITAN RIVER STATION SUB	35300 - Station Equipment	Minor Station Equipment	\$1,030.20	\$545.39	\$484.81
JCP&L Jersey Central Pwr & Lht	JCPL TRANS SUBS	RARITAN RIVER STATION SUB	35300 - Station Equipment	Fuse Equipment	\$1,044.08	\$340.42	\$703.66
JCP&L Jersey Central Pwr & Lht	JCPL TRANS SUBS	RARITAN RIVER STATION SUB	35300 - Station Equipment	Transformer, Power	\$1,080.72	\$749.19	\$331.53
JCP&L Jersey Central Pwr & Lht	JCPL TRANS SUBS	RARITAN RIVER STATION SUB	35300 - Station Equipment	Transformer, Instrument	\$1,095.30	\$988.02	\$107.28
JCP&L Jersey Central Pwr & Lht	JCPL TRANS SUBS	RARITAN RIVER STATION SUB	35300 - Station Equipment	Arrester, Lightning & Surge Protect	\$1,109.67	\$952.99	\$156.68
JCP&L Jersey Central Pwr & Lht	JCPL TRANS SUBS	RARITAN RIVER STATION SUB	35300 - Station Equipment	Battery System	\$1,128.06	\$560.16	\$567.90
JCP&L Jersey Central Pwr & Lht	JCPL TRANS SUBS	RARITAN RIVER STATION SUB	35300 - Station Equipment	Wood Pole	\$1,174.17	\$674.71	\$499.46
JCP&L Jersey Central Pwr & Lht	JCPL TRANS SUBS	RARITAN RIVER STATION SUB	35300 - Station Equipment	Fire Protection System for Equipmnt	\$1,193.42	\$812.92	\$380.50
JCP&L Jersey Central Pwr & Lht	JCPL TRANS SUBS	RARITAN RIVER STATION SUB	35300 - Station Equipment	Structure	\$1,274.82	\$1,066.01	\$208.81
JCP&L Jersey Central Pwr & Lht	JCPL TRANS SUBS	RARITAN RIVER STATION SUB	35300 - Station Equipment	Minor Station Equipment	\$1,278.72	\$1,009.60	\$269.12
JCP&L Jersey Central Pwr & Lht	JCPL TRANS SUBS	RARITAN RIVER STATION SUB	35300 - Station Equipment	Minor Station Equipment	\$1,337.17	\$768.38	\$568.79
JCP&L Jersey Central Pwr & Lht	JCPL TRANS SUBS	RARITAN RIVER STATION SUB	35300 - Station Equipment	Transformer, Power	\$1,457.76	\$1,098.66	\$359.10
JCP&L Jersey Central Pwr & Lht	JCPL TRANS SUBS	RARITAN RIVER STATION SUB	35300 - Station Equipment	Foundation - Equipment	\$1,460.69	\$633.58	\$827.11
JCP&L Jersey Central Pwr & Lht	JCPL TRANS SUBS	RARITAN RIVER STATION SUB	35300 - Station Equipment	Structure	\$1,485.99	\$1,066.10	\$419.89
JCP&L Jersey Central Pwr & Lht	JCPL TRANS SUBS	RARITAN RIVER STATION SUB	35300 - Station Equipment	Conduit/Duct System	\$1,573.03	\$977.36	\$595.67
JCP&L Jersey Central Pwr & Lht	JCPL TRANS SUBS	RARITAN RIVER STATION SUB	35300 - Station Equipment	Conduit/Duct System	\$1,586.48	\$1,042.45	\$544.03
JCP&L Jersey Central Pwr & Lht	JCPL TRANS SUBS	RARITAN RIVER STATION SUB	35300 - Station Equipment	Structural Steel Support	\$1,587.68	\$156.75	\$1,430.93
JCP&L Jersey Central Pwr & Lht	JCPL TRANS SUBS	RARITAN RIVER STATION SUB	35300 - Station Equipment	Grounding System, Station	\$1,750.15	\$262.19	\$1,487.96
JCP&L Jersey Central Pwr & Lht	JCPL TRANS SUBS	RARITAN RIVER STATION SUB	35300 - Station Equipment	Structure	\$1,817.99	\$1,194.58	\$623.41
JCP&L Jersey Central Pwr & Lht	JCPL TRANS SUBS	RARITAN RIVER STATION SUB	35300 - Station Equipment	Arrester, Lightning & Surge Protect	\$1,898.40	\$1,543.55	\$354.85
JCP&L Jersey Central Pwr & Lht	JCPL TRANS SUBS	RARITAN RIVER STATION SUB	35300 - Station Equipment	Foundation - Equipment	\$2,231.12	\$727.45	\$1,503.67
JCP&L Jersey Central Pwr & Lht	JCPL TRANS SUBS	RARITAN RIVER STATION SUB	35300 - Station Equipment	Conduit/Duct System	\$2,270.19	\$740.20	\$1,529.99
JCP&L Jersey Central Pwr & Lht	JCPL TRANS SUBS	RARITAN RIVER STATION SUB	35300 - Station Equipment	Steel Pole Fully Dressed	\$2,304.41	\$345.23	\$1,959.18
JCP&L Jersey Central Pwr & Lht	JCPL TRANS SUBS	RARITAN RIVER STATION SUB	35300 - Station Equipment	Grounding System, Station	\$2,631.19	\$705.12	\$1,926.07
JCP&L Jersey Central Pwr & Lht	JCPL TRANS SUBS	RARITAN RIVER STATION SUB	35300 - Station Equipment	Wiring	\$2,853.34	\$1,479.02	\$1,374.32
JCP&L Jersey Central Pwr & Lht	JCPL TRANS SUBS	RARITAN RIVER STATION SUB	35300 - Station Equipment	Conduit/Duct System	\$3,090.07	\$1,635.89	\$1,454.18
JCP&L Jersey Central Pwr & Lht	JCPL TRANS SUBS	RARITAN RIVER STATION SUB	35300 - Station Equipment	Structure	\$3,098.43	\$2,073.15	\$1,025.28
JCP&L Jersey Central Pwr & Lht	JCPL TRANS SUBS	RARITAN RIVER STATION SUB	35300 - Station Equipment	Grounding System, Station	\$3,414.85	\$337.13	\$3,077.72
JCP&L Jersey Central Pwr & Lht	JCPL TRANS SUBS	RARITAN RIVER STATION SUB	35300 - Station Equipment	Controls and Instrumentation	\$3,456.33	\$2,147.49	\$1,308.84
JCP&L Jersey Central Pwr & Lht	JCPL TRANS SUBS	RARITAN RIVER STATION SUB	35300 - Station Equipment	Wiring	\$3,570.92	\$2,346.41	\$1,224.51
JCP&L Jersey Central Pwr & Lht	JCPL TRANS SUBS	RARITAN RIVER STATION SUB	35300 - Station Equipment	Wiring	\$3,677.79	\$1,786.81	\$1,890.98
JCP&L Jersey Central Pwr & Lht	JCPL TRANS SUBS	RARITAN RIVER STATION SUB	35300 - Station Equipment	Grounding System, Station	\$3,700.22	\$3,520.67	\$179.55
JCP&L Jersey Central Pwr & Lht	JCPL TRANS SUBS	RARITAN RIVER STATION SUB	35300 - Station Equipment	Wood Pole	\$3,704.13	\$1,207.73	\$2,496.40
JCP&L Jersey Central Pwr & Lht	JCPL TRANS SUBS	RARITAN RIVER STATION SUB	35300 - Station Equipment	Structure	\$3,723.46	\$2,357.65	\$1,365.81
JCP&L Jersey Central Pwr & Lht	JCPL TRANS SUBS	RARITAN RIVER STATION SUB	35300 - Station Equipment	Fuse Equipment	\$3,844.22	\$1,908.90	\$1,935.32
JCP&L Jersey Central Pwr & Lht	JCPL TRANS SUBS	RARITAN RIVER STATION SUB	35300 - Station Equipment	Transformer, Power	\$4,120.44	\$3,920.50	\$199.94
JCP&L Jersey Central Pwr & Lht	JCPL TRANS SUBS	RARITAN RIVER STATION SUB	35300 - Station Equipment	Controls and Instrumentation	\$4,125.98	\$2,760.68	\$1,365.30
JCP&L Jersey Central Pwr & Lht	JCPL TRANS SUBS	RARITAN RIVER STATION SUB	35300 - Station Equipment	Capacitor Bank	\$4,265.24	\$787.49	\$3,477.75
JCP&L Jersey Central Pwr & Lht	JCPL TRANS SUBS	RARITAN RIVER STATION SUB	35300 - Station Equipment	Wiring	\$4,338.00	\$3,373.36	\$964.64
JCP&L Jersey Central Pwr & Lht	JCPL TRANS SUBS	RARITAN RIVER STATION SUB	35300 - Station Equipment	Controls and Instrumentation	\$4,380.95	\$2,878.67	\$1,502.28
JCP&L Jersey Central Pwr & Lht	JCPL TRANS SUBS	RARITAN RIVER STATION SUB	35300 - Station Equipment	Structure	\$4,709.07	\$2,925.85	\$1,783.22

Company	Major Location	Asset Location	Utility Account	Asset Retirement Unit	Book Cost	Allocated Reserve	Net Book Value
JCP&L Jersey Central Pwr & Lht	JCPL TRANS SUBS	RARITAN RIVER STATION SUB	35300 - Station Equipment	Foundation - Equipment	\$4,733.08	\$2,299.51	\$2,433.57
JCP&L Jersey Central Pwr & Lht	JCPL TRANS SUBS	RARITAN RIVER STATION SUB	35300 - Station Equipment	Bus-Insulators	\$4,811.50	\$475.01	\$4,336.49
JCP&L Jersey Central Pwr & Lht	JCPL TRANS SUBS	RARITAN RIVER STATION SUB	35300 - Station Equipment	Controls and Instrumentation	\$4,902.73	\$2,126.58	\$2,776.15
JCP&L Jersey Central Pwr & Lht	JCPL TRANS SUBS	RARITAN RIVER STATION SUB	35300 - Station Equipment	Minor Station Equipment	\$5,061.20	\$3,447.49	\$1,613.71
JCP&L Jersey Central Pwr & Lht	JCPL TRANS SUBS	RARITAN RIVER STATION SUB	35300 - Station Equipment	Minor Station Equipment	\$5,090.71	\$4,843.69	\$247.02
JCP&L Jersey Central Pwr & Lht	JCPL TRANS SUBS	RARITAN RIVER STATION SUB	35300 - Station Equipment	Transformer, Power	\$5,718.10	\$1,119.04	\$4,599.06
JCP&L Jersey Central Pwr & Lht	JCPL TRANS SUBS	RARITAN RIVER STATION SUB	35300 - Station Equipment	Foundation - Equipment	\$5,732.18	\$3,561.52	\$2,170.66
JCP&L Jersey Central Pwr & Lht	JCPL TRANS SUBS	RARITAN RIVER STATION SUB	35300 - Station Equipment	Cable, Wiring	\$5,988.49	\$591.21	\$5,397.28
JCP&L Jersey Central Pwr & Lht	JCPL TRANS SUBS	RARITAN RIVER STATION SUB	35300 - Station Equipment	Conduit/Duct System	\$6,022.43	\$1,493.96	\$4,528.47
JCP&L Jersey Central Pwr & Lht	JCPL TRANS SUBS	RARITAN RIVER STATION SUB	35300 - Station Equipment	Transformer, Power	\$6,031.86	\$4,108.67	\$1,923.19
JCP&L Jersey Central Pwr & Lht	JCPL TRANS SUBS	RARITAN RIVER STATION SUB	35300 - Station Equipment	Minor Station Equipment	\$6,100.72	\$4,524.38	\$1,576.34
JCP&L Jersey Central Pwr & Lht	JCPL TRANS SUBS	RARITAN RIVER STATION SUB	35300 - Station Equipment	Conduit/Duct System	\$6,266.11	\$3,111.53	\$3,154.58
JCP&L Jersey Central Pwr & Lht	JCPL TRANS SUBS	RARITAN RIVER STATION SUB	35300 - Station Equipment	Transformer, Power	\$6,987.57	\$3,935.22	\$3,052.35
JCP&L Jersey Central Pwr & Lht	JCPL TRANS SUBS	RARITAN RIVER STATION SUB	35300 - Station Equipment	Non-Unitized	\$7,053.12	\$175.33	\$6,877.79
JCP&L Jersey Central Pwr & Lht	JCPL TRANS SUBS	RARITAN RIVER STATION SUB	35300 - Station Equipment	Switch	\$7,256.33	\$4,337.92	\$2,918.41
JCP&L Jersey Central Pwr & Lht	JCPL TRANS SUBS	RARITAN RIVER STATION SUB	35300 - Station Equipment	Wiring	\$7,292.99	\$4,531.28	\$2,761.71
JCP&L Jersey Central Pwr & Lht	JCPL TRANS SUBS	RARITAN RIVER STATION SUB	35300 - Station Equipment	Foundation	\$7,389.96	\$1,107.10	\$6,282.86
JCP&L Jersey Central Pwr & Lht	JCPL TRANS SUBS	RARITAN RIVER STATION SUB	35300 - Station Equipment	Controls and Instrumentation	\$7,410.61	\$3,600.36	\$3,810.25
JCP&L Jersey Central Pwr & Lht	JCPL TRANS SUBS	RARITAN RIVER STATION SUB	35300 - Station Equipment	Grounding System, Station	\$7,637.48	\$5,202.36	\$2,435.12
JCP&L Jersey Central Pwr & Lht	JCPL TRANS SUBS	RARITAN RIVER STATION SUB	35300 - Station Equipment	Conduit/Duct System	\$7,724.04	\$3,670.56	\$4,053.48
JCP&L Jersey Central Pwr & Lht	JCPL TRANS SUBS	RARITAN RIVER STATION SUB	35300 - Station Equipment	Conduit/Duct System	\$8,193.15	\$5,482.02	\$2,711.13
JCP&L Jersey Central Pwr & Lht	JCPL TRANS SUBS	RARITAN RIVER STATION SUB	35300 - Station Equipment	Carrier Equipment System	\$8,290.84	\$4,389.19	\$3,901.65
JCP&L Jersey Central Pwr & Lht	JCPL TRANS SUBS	RARITAN RIVER STATION SUB	35300 - Station Equipment	Circuit Breaker	\$8,445.62	\$4,103.21	\$4,342.41
JCP&L Jersey Central Pwr & Lht	JCPL TRANS SUBS	RARITAN RIVER STATION SUB	35300 - Station Equipment	Grounding System, Station	\$8,705.31	\$3,257.65	\$5,447.66
JCP&L Jersey Central Pwr & Lht	JCPL TRANS SUBS	RARITAN RIVER STATION SUB	35300 - Station Equipment	Battery System	\$9,290.35	\$2,489.66	\$6,800.69
JCP&L Jersey Central Pwr & Lht	JCPL TRANS SUBS	RARITAN RIVER STATION SUB	35300 - Station Equipment	Controls and Instrumentation	\$9,389.22	\$5,945.14	\$3,444.08
JCP&L Jersey Central Pwr & Lht	JCPL TRANS SUBS	RARITAN RIVER STATION SUB	35300 - Station Equipment	Carrier Equipment System	\$9,639.17	\$6,565.83	\$3,073.34
JCP&L Jersey Central Pwr & Lht	JCPL TRANS SUBS	RARITAN RIVER STATION SUB	35300 - Station Equipment	Controls and Instrumentation	\$9,810.88	\$9,334.82	\$476.06
JCP&L Jersey Central Pwr & Lht	JCPL TRANS SUBS	RARITAN RIVER STATION SUB	35300 - Station Equipment	Switch	\$10,379.21	\$5,042.63	\$5,336.58
JCP&L Jersey Central Pwr & Lht	JCPL TRANS SUBS	RARITAN RIVER STATION SUB	35300 - Station Equipment	Grounding System, Station	\$10,441.07	\$7,743.24	\$2,697.83
JCP&L Jersey Central Pwr & Lht	JCPL TRANS SUBS	RARITAN RIVER STATION SUB	35300 - Station Equipment	Switch	\$10,596.94	\$3,455.14	\$7,141.80
JCP&L Jersey Central Pwr & Lht	JCPL TRANS SUBS	RARITAN RIVER STATION SUB	35300 - Station Equipment	Transformer, Instrument	\$10,798.10	\$5,361.95	\$5,436.15
JCP&L Jersey Central Pwr & Lht	JCPL TRANS SUBS	RARITAN RIVER STATION SUB	35300 - Station Equipment	Wiring	\$11,002.68	\$2,729.39	\$8,273.29
JCP&L Jersey Central Pwr & Lht	JCPL TRANS SUBS	RARITAN RIVER STATION SUB	35300 - Station Equipment	Transformer, Instrument	\$11,166.97	\$8,281.57	\$2,885.40
JCP&L Jersey Central Pwr & Lht	JCPL TRANS SUBS	RARITAN RIVER STATION SUB	35300 - Station Equipment	Structure	\$11,272.92	\$10,725.92	\$547.00
JCP&L Jersey Central Pwr & Lht	JCPL TRANS SUBS	RARITAN RIVER STATION SUB	35300 - Station Equipment	Minor Station Equipment	\$11,809.48	\$7,477.63	\$4,331.85
JCP&L Jersey Central Pwr & Lht	JCPL TRANS SUBS	RARITAN RIVER STATION SUB	35300 - Station Equipment	Conduit/Duct System	\$12,194.16	\$7,721.20	\$4,472.96
JCP&L Jersey Central Pwr & Lht	JCPL TRANS SUBS	RARITAN RIVER STATION SUB	35300 - Station Equipment	Wiring	\$12,244.87	\$2,913.31	\$9,331.56
JCP&L Jersey Central Pwr & Lht	JCPL TRANS SUBS	RARITAN RIVER STATION SUB	35300 - Station Equipment	Conduit/Duct System	\$12,319.57	\$11,721.78	\$597.79
JCP&L Jersey Central Pwr & Lht	JCPL TRANS SUBS	RARITAN RIVER STATION SUB	35300 - Station Equipment	Controls and Instrumentation	\$12,443.22	\$8,475.83	\$3,967.39
JCP&L Jersey Central Pwr & Lht	JCPL TRANS SUBS	RARITAN RIVER STATION SUB	35300 - Station Equipment	Transformer, Station Service : Each	\$12,511.37	\$1,402.18	\$11,109.19
JCP&L Jersey Central Pwr & Lht	JCPL TRANS SUBS	RARITAN RIVER STATION SUB	35300 - Station Equipment	Grounding System, Station	\$12,656.99	\$6,285.01	\$6,371.98
JCP&L Jersey Central Pwr & Lht	JCPL TRANS SUBS	RARITAN RIVER STATION SUB	35300 - Station Equipment	Bus-Insulators	\$13,389.15	\$946.50	\$12,442.65
JCP&L Jersey Central Pwr & Lht	JCPL TRANS SUBS	RARITAN RIVER STATION SUB	35300 - Station Equipment	Wiring	\$13,741.68	\$768.83	\$12,972.85
JCP&L Jersey Central Pwr & Lht	JCPL TRANS SUBS	RARITAN RIVER STATION SUB	35300 - Station Equipment	Wiring	\$14,041.44	\$10,413.32	\$3,628.12
JCP&L Jersey Central Pwr & Lht	JCPL TRANS SUBS	RARITAN RIVER STATION SUB	35300 - Station Equipment	Bus	\$14,170.92	\$119.60	\$14,051.32
JCP&L Jersey Central Pwr & Lht	JCPL TRANS SUBS	RARITAN RIVER STATION SUB	35300 - Station Equipment	Transformer, Instrument	\$14,408.25	\$9,814.33	\$4,593.92
JCP&L Jersey Central Pwr & Lht	JCPL TRANS SUBS	RARITAN RIVER STATION SUB	35300 - Station Equipment	Non-Unitized	\$14,773.97	\$826.59	\$13,947.38
JCP&L Jersey Central Pwr & Lht	JCPL TRANS SUBS	RARITAN RIVER STATION SUB	35300 - Station Equipment	Arrester, Lightning & Surge Protect	\$14,815.84	\$7,357.02	\$7,458.82
JCP&L Jersey Central Pwr & Lht	JCPL TRANS SUBS	RARITAN RIVER STATION SUB	35300 - Station Equipment	Grounding System, Station	\$15,045.50	\$7,965.12	\$7,080.38
JCP&L Jersey Central Pwr & Lht	JCPL TRANS SUBS	RARITAN RIVER STATION SUB	35300 - Station Equipment	Revenue Metering Equipment	\$15,223.53	\$1,706.13	\$13,517.40
JCP&L Jersey Central Pwr & Lht	JCPL TRANS SUBS	RARITAN RIVER STATION SUB	35300 - Station Equipment	Bus-Insulators	\$15,514.14	\$130.95	\$15,383.19
JCP&L Jersey Central Pwr & Lht	JCPL TRANS SUBS	RARITAN RIVER STATION SUB	35300 - Station Equipment	Carrier Equipment System	\$15,856.22	\$9,111.47	\$6,744.75
JCP&L Jersey Central Pwr & Lht	JCPL TRANS SUBS	RARITAN RIVER STATION SUB	35300 - Station Equipment	Arrester, Lightning & Surge Protect	\$15,985.13	\$3,965.36	\$12,019.77
JCP&L Jersey Central Pwr & Lht	JCPL TRANS SUBS	RARITAN RIVER STATION SUB	35300 - Station Equipment	Foundation - Equipment	\$16,343.98	\$4,379.92	\$11,964.06
JCP&L Jersey Central Pwr & Lht	JCPL TRANS SUBS	RARITAN RIVER STATION SUB	35300 - Station Equipment	Foundation - Equipment	\$16,975.54	\$8,986.90	\$7,988.64
JCP&L Jersey Central Pwr & Lht	JCPL TRANS SUBS	RARITAN RIVER STATION SUB	35300 - Station Equipment	Controls and Instrumentation	\$17,799.57	\$10,024.25	\$7,775.32
JCP&L Jersey Central Pwr & Lht	JCPL TRANS SUBS	RARITAN RIVER STATION SUB	35300 - Station Equipment	Controls and Instrumentation	\$17,901.16	\$9,476.92	\$8,424.24

Company	Major Location	Asset Location	Utility Account	Asset Retirement Unit	Book Cost	Allocated Reserve	Net Book Value
JCP&L Jersey Central Pwr & Lht	JCPL TRANS SUBS	RARITAN RIVER STATION SUB	35300 - Station Equipment	Controls and Instrumentation	\$18,211.97	\$13,506.24	\$4,705.73
JCP&L Jersey Central Pwr & Lht	JCPL TRANS SUBS	RARITAN RIVER STATION SUB	35300 - Station Equipment	Switch	\$18,653.76	\$2,090.56	\$16,563.20
JCP&L Jersey Central Pwr & Lht	JCPL TRANS SUBS	RARITAN RIVER STATION SUB	35300 - Station Equipment	Circuit Breaker	\$19,517.15	\$10,116.64	\$9,400.51
JCP&L Jersey Central Pwr & Lht	JCPL TRANS SUBS	RARITAN RIVER STATION SUB	35300 - Station Equipment	Circuit Breaker	\$20,520.70	\$8,900.94	\$11,619.76
JCP&L Jersey Central Pwr & Lht	JCPL TRANS SUBS	RARITAN RIVER STATION SUB	35300 - Station Equipment	Carrier Equipment System	\$20,802.35	\$11,715.33	\$9,087.02
JCP&L Jersey Central Pwr & Lht	JCPL TRANS SUBS	RARITAN RIVER STATION SUB	35300 - Station Equipment	Wiring	\$20,989.41	\$6,843.61	\$14,145.80
JCP&L Jersey Central Pwr & Lht	JCPL TRANS SUBS	RARITAN RIVER STATION SUB	35300 - Station Equipment	Grounding System, Station	\$21,419.96	\$10,179.03	\$11,240.93
JCP&L Jersey Central Pwr & Lht	JCPL TRANS SUBS	RARITAN RIVER STATION SUB	35300 - Station Equipment	Transformer, Instrument	\$21,578.40	\$12,399.61	\$9,178.79
JCP&L Jersey Central Pwr & Lht	JCPL TRANS SUBS	RARITAN RIVER STATION SUB	35300 - Station Equipment	Battery Charger	\$22,146.27	\$1,565.56	\$20,580.71
JCP&L Jersey Central Pwr & Lht	JCPL TRANS SUBS	RARITAN RIVER STATION SUB	35300 - Station Equipment	Battery Charger	\$22,576.78	\$2,530.23	\$20,046.55
JCP&L Jersey Central Pwr & Lht	JCPL TRANS SUBS	RARITAN RIVER STATION SUB	35300 - Station Equipment	Switch	\$22,701.65	\$14,105.01	\$8,596.64
JCP&L Jersey Central Pwr & Lht	JCPL TRANS SUBS	RARITAN RIVER STATION SUB	35300 - Station Equipment	Transformer, Power	\$23,745.48	\$20,125.80	\$3,619.68
JCP&L Jersey Central Pwr & Lht	JCPL TRANS SUBS	RARITAN RIVER STATION SUB	35300 - Station Equipment	Structural Steel Support	\$23,997.46	\$3,595.10	\$20,402.36
JCP&L Jersey Central Pwr & Lht	JCPL TRANS SUBS	RARITAN RIVER STATION SUB	35300 - Station Equipment	Foundation - Equipment	\$24,575.25	\$14,121.69	\$10,453.56
JCP&L Jersey Central Pwr & Lht	JCPL TRANS SUBS	RARITAN RIVER STATION SUB	35300 - Station Equipment	Switch	\$24,675.93	\$10,703.30	\$13,972.63
JCP&L Jersey Central Pwr & Lht	JCPL TRANS SUBS	RARITAN RIVER STATION SUB	35300 - Station Equipment	Controls and Instrumentation	\$25,010.36	\$14,371.72	\$10,638.64
JCP&L Jersey Central Pwr & Lht	JCPL TRANS SUBS	RARITAN RIVER STATION SUB	35300 - Station Equipment	Grounding System, Station	\$25,691.72	\$14,763.24	\$10,928.48
JCP&L Jersey Central Pwr & Lht	JCPL TRANS SUBS	RARITAN RIVER STATION SUB	35300 - Station Equipment	Mobile Substation	\$25,754.10	\$9,637.55	\$16,116.55
JCP&L Jersey Central Pwr & Lht	JCPL TRANS SUBS	RARITAN RIVER STATION SUB	35300 - Station Equipment	Structure	\$27,034.67	\$6,977.01	\$20,057.66
JCP&L Jersey Central Pwr & Lht	JCPL TRANS SUBS	RARITAN RIVER STATION SUB	35300 - Station Equipment	Conduit/Duct System	\$27,353.55	\$18,632.17	\$8,721.38
JCP&L Jersey Central Pwr & Lht	JCPL TRANS SUBS	RARITAN RIVER STATION SUB	35300 - Station Equipment	Switch	\$27,464.54	\$1,941.52	\$25,523.02
JCP&L Jersey Central Pwr & Lht	JCPL TRANS SUBS	RARITAN RIVER STATION SUB	35300 - Station Equipment	Controls and Instrumentation	\$27,843.91	\$3,120.53	\$24,723.38
JCP&L Jersey Central Pwr & Lht	JCPL TRANS SUBS	RARITAN RIVER STATION SUB	35300 - Station Equipment	Bus	\$28,047.99	\$2,769.01	\$25,278.98
JCP&L Jersey Central Pwr & Lht	JCPL TRANS SUBS	RARITAN RIVER STATION SUB	35300 - Station Equipment	Mobile Substation	\$29,598.56	\$7,638.69	\$21,959.87
JCP&L Jersey Central Pwr & Lht	JCPL TRANS SUBS	RARITAN RIVER STATION SUB	35300 - Station Equipment	Structure	\$29,747.22	\$16,752.85	\$12,994.37
JCP&L Jersey Central Pwr & Lht	JCPL TRANS SUBS	RARITAN RIVER STATION SUB	35300 - Station Equipment	Transformer, Power	\$30,825.70	\$10,050.73	\$20,774.97
JCP&L Jersey Central Pwr & Lht	JCPL TRANS SUBS	RARITAN RIVER STATION SUB	35300 - Station Equipment	Controls and Instrumentation	\$31,437.79	\$7,798.64	\$23,639.15
JCP&L Jersey Central Pwr & Lht	JCPL TRANS SUBS	RARITAN RIVER STATION SUB	35300 - Station Equipment	Conduit	\$31,903.64	\$3,575.51	\$28,328.13
JCP&L Jersey Central Pwr & Lht	JCPL TRANS SUBS	RARITAN RIVER STATION SUB	35300 - Station Equipment	Switchgear	\$33,140.56	\$8,221.04	\$24,919.52
JCP&L Jersey Central Pwr & Lht	JCPL TRANS SUBS	RARITAN RIVER STATION SUB	35300 - Station Equipment	Controls and Instrumentation	\$33,151.03	\$16,461.61	\$16,689.42
JCP&L Jersey Central Pwr & Lht	JCPL TRANS SUBS	RARITAN RIVER STATION SUB	35300 - Station Equipment	Switch	\$33,331.56	\$18,771.45	\$14,560.11
JCP&L Jersey Central Pwr & Lht	JCPL TRANS SUBS	RARITAN RIVER STATION SUB	35300 - Station Equipment	Wiring	\$30,329.85	\$20,329.85	\$15,768.88
JCP&L Jersey Central Pwr & Lht	JCPL TRANS SUBS	RARITAN RIVER STATION SUB	35300 - Station Equipment	Transformer, Power	\$36,640.44	\$26,730.43	\$9,910.01
JCP&L Jersey Central Pwr & Lht	JCPL TRANS SUBS	RARITAN RIVER STATION SUB	35300 - Station Equipment	Switch	\$37,594.96	\$21,603.22	\$15,991.74
JCP&L Jersey Central Pwr & Lht	JCPL TRANS SUBS	RARITAN RIVER STATION SUB	35300 - Station Equipment	Switch	\$37,627.07	\$3,714.70	\$33,912.37
JCP&L Jersey Central Pwr & Lht	JCPL TRANS SUBS	RARITAN RIVER STATION SUB	35300 - Station Equipment	Structure	\$38,127.48	\$18,932.74	\$19,194.74
JCP&L Jersey Central Pwr & Lht	JCPL TRANS SUBS	RARITAN RIVER STATION SUB	35300 - Station Equipment	Controls and Instrumentation	\$38,238.91	\$12,467.82	\$25,771.09
JCP&L Jersey Central Pwr & Lht	JCPL TRANS SUBS	RARITAN RIVER STATION SUB	35300 - Station Equipment	Conduit/Duct System	\$38,636.60	\$22,201.77	\$16,434.83
JCP&L Jersey Central Pwr & Lht	JCPL TRANS SUBS	RARITAN RIVER STATION SUB	35300 - Station Equipment	Switch	\$38,817.38	\$25,506.46	\$13,310.92
JCP&L Jersey Central Pwr & Lht	JCPL TRANS SUBS	RARITAN RIVER STATION SUB	35300 - Station Equipment	Circuit Breaker	\$39,399.68	\$24,479.83	\$14,919.85
JCP&L Jersey Central Pwr & Lht	JCPL TRANS SUBS	RARITAN RIVER STATION SUB	35300 - Station Equipment	Transformer, Power	\$39,543.10	\$19,635.69	\$19,907.41
JCP&L Jersey Central Pwr & Lht	JCPL TRANS SUBS	RARITAN RIVER STATION SUB	35300 - Station Equipment	Structure	\$39,892.29	\$22,923.33	\$16,968.96
JCP&L Jersey Central Pwr & Lht	JCPL TRANS SUBS	RARITAN RIVER STATION SUB	35300 - Station Equipment	Bus	\$40,167.42	\$2,839.51	\$37,327.91
JCP&L Jersey Central Pwr & Lht	JCPL TRANS SUBS	RARITAN RIVER STATION SUB	35300 - Station Equipment	Cabinets/Panels/Consoles	\$44,163.40	\$4,949.48	\$39,213.92
JCP&L Jersey Central Pwr & Lht	JCPL TRANS SUBS	RARITAN RIVER STATION SUB	35300 - Station Equipment	Controls and Instrumentation	\$44,193.85	\$11,405.38	\$32,788.47
JCP&L Jersey Central Pwr & Lht	JCPL TRANS SUBS	RARITAN RIVER STATION SUB	35300 - Station Equipment	Conduit	\$44,519.72	\$3,147.19	\$41,372.53
JCP&L Jersey Central Pwr & Lht	JCPL TRANS SUBS	RARITAN RIVER STATION SUB	35300 - Station Equipment	Transformer, Potential : Each	\$44,594.56	\$2,495.03	\$42,099.53
JCP&L Jersey Central Pwr & Lht	JCPL TRANS SUBS	RARITAN RIVER STATION SUB	35300 - Station Equipment	Transformer, Instrument	\$45,393.13	\$21,571.37	\$23,821.76
JCP&L Jersey Central Pwr & Lht	JCPL TRANS SUBS	RARITAN RIVER STATION SUB	35300 - Station Equipment	Foundation - Equipment	\$45,978.36	\$31,318.66	\$14,659.70
JCP&L Jersey Central Pwr & Lht	JCPL TRANS SUBS	RARITAN RIVER STATION SUB	35300 - Station Equipment	Conduit/Duct System	\$46,209.34	\$34,269.47	\$11,939.87
JCP&L Jersey Central Pwr & Lht	JCPL TRANS SUBS	RARITAN RIVER STATION SUB	35300 - Station Equipment	Wiring	\$46,774.62	\$26,878.13	\$19,896.49
JCP&L Jersey Central Pwr & Lht	JCPL TRANS SUBS	RARITAN RIVER STATION SUB	35300 - Station Equipment	Battery System	\$48,124.97	\$5,393.47	\$42,731.50
JCP&L Jersey Central Pwr & Lht	JCPL TRANS SUBS	RARITAN RIVER STATION SUB	35300 - Station Equipment	Battery System	\$48,508.55	\$3,429.16	\$45,079.39
JCP&L Jersey Central Pwr & Lht	JCPL TRANS SUBS	RARITAN RIVER STATION SUB	35300 - Station Equipment	Controls and Instrumentation	\$48,727.32	\$17,291.54	\$31,435.78
JCP&L Jersey Central Pwr & Lht	JCPL TRANS SUBS	RARITAN RIVER STATION SUB	35300 - Station Equipment	Controls and Instrumentation	\$49,918.01	\$23,721.65	\$26,196.36
JCP&L Jersey Central Pwr & Lht	JCPL TRANS SUBS	RARITAN RIVER STATION SUB	35300 - Station Equipment	Wiring	\$51,077.45	\$34,791.96	\$16,285.49
JCP&L Jersey Central Pwr & Lht	JCPL TRANS SUBS	RARITAN RIVER STATION SUB	35300 - Station Equipment	Switch	\$51,202.51	\$27,106.74	\$24,095.77
JCP&L Jersey Central Pwr & Lht	JCPL TRANS SUBS	RARITAN RIVER STATION SUB	35300 - Station Equipment	Minor Station Equipment	\$52,153.54	\$12,937.51	\$39,216.03

Company	Major Location	Asset Location	Utility Account	Asset Retirement Unit	Book Cost	Allocated Reserve	Net Book Value
JCP&L Jersey Central Pwr & Lht	JCPL TRANS SUBS	RARITAN RIVER STATION SUB	35300 - Station Equipment	Wiring	\$54,609.87	\$25,951.28	\$28,658.59
JCP&L Jersey Central Pwr & Lht	JCPL TRANS SUBS	RARITAN RIVER STATION SUB	35300 - Station Equipment	Transformer, Potential : Each	\$54,722.80	\$2,226.36	\$52,496.44
JCP&L Jersey Central Pwr & Lht	JCPL TRANS SUBS	RARITAN RIVER STATION SUB	35300 - Station Equipment	Structure	\$55,244.80	\$37,630.60	\$17,614.20
JCP&L Jersey Central Pwr & Lht	JCPL TRANS SUBS	RARITAN RIVER STATION SUB	35300 - Station Equipment	Switch	\$56,167.09	\$27,890.56	\$28,276.53
JCP&L Jersey Central Pwr & Lht	JCPL TRANS SUBS	RARITAN RIVER STATION SUB	35300 - Station Equipment	Arrester, Lightning & Surge Protect	\$56,560.10	\$14,596.82	\$41,963.28
JCP&L Jersey Central Pwr & Lht	JCPL TRANS SUBS	RARITAN RIVER STATION SUB	35300 - Station Equipment	RTU - SCADA	\$56,698.59	\$4,008.13	\$52,690.46
JCP&L Jersey Central Pwr & Lht	JCPL TRANS SUBS	RARITAN RIVER STATION SUB	35300 - Station Equipment	Wiring	\$58,405.89	\$29,002.27	\$29,403.62
JCP&L Jersey Central Pwr & Lht	JCPL TRANS SUBS	RARITAN RIVER STATION SUB	35300 - Station Equipment	Transformer, Other	\$61,047.21	\$3,415.53	\$57,631.68
JCP&L Jersey Central Pwr & Lht	JCPL TRANS SUBS	RARITAN RIVER STATION SUB	35300 - Station Equipment	Carrier Equipment System	\$61,747.84	\$17,153.26	\$44,594.58
JCP&L Jersey Central Pwr & Lht	JCPL TRANS SUBS	RARITAN RIVER STATION SUB	35300 - Station Equipment	Minor Station Equipment	\$65,450.07	\$15,571.98	\$49,878.09
JCP&L Jersey Central Pwr & Lht	JCPL TRANS SUBS	RARITAN RIVER STATION SUB	35300 - Station Equipment	Switchgear	\$65,659.53	\$32,604.17	\$33,055.36
JCP&L Jersey Central Pwr & Lht	JCPL TRANS SUBS	RARITAN RIVER STATION SUB	35300 - Station Equipment	VT 115KV	\$66,945.72	\$4,732.52	\$62,213.20
JCP&L Jersey Central Pwr & Lht	JCPL TRANS SUBS	RARITAN RIVER STATION SUB	35300 - Station Equipment	Arrester, Lightning & Surge Protect	\$68,662.64	\$32,629.33	\$36,033.31
JCP&L Jersey Central Pwr & Lht	JCPL TRANS SUBS	RARITAN RIVER STATION SUB	35300 - Station Equipment	Wiring	\$70,461.29	\$37,302.38	\$33,158.91
JCP&L Jersey Central Pwr & Lht	JCPL TRANS SUBS	RARITAN RIVER STATION SUB	35300 - Station Equipment	Circuit Breaker	\$70,493.90	\$37,319.65	\$33,174.25
JCP&L Jersey Central Pwr & Lht	JCPL TRANS SUBS	RARITAN RIVER STATION SUB	35300 - Station Equipment	Mobile Substation	\$74,538.00	\$33,092.64	\$41,445.36
JCP&L Jersey Central Pwr & Lht	JCPL TRANS SUBS	RARITAN RIVER STATION SUB	35300 - Station Equipment	Structure	\$75,468.14	\$39,953.02	\$35,515.12
JCP&L Jersey Central Pwr & Lht	JCPL TRANS SUBS	RARITAN RIVER STATION SUB	35300 - Station Equipment	Switch	\$76,101.70	\$51,837.51	\$24,264.19
JCP&L Jersey Central Pwr & Lht	JCPL TRANS SUBS	RARITAN RIVER STATION SUB	35300 - Station Equipment	Circuit Breaker	\$76,109.04	\$50,010.39	\$26,098.65
JCP&L Jersey Central Pwr & Lht	JCPL TRANS SUBS	RARITAN RIVER STATION SUB	35300 - Station Equipment	Structure	\$78,547.09	\$37,326.53	\$41,220.56
JCP&L Jersey Central Pwr & Lht	JCPL TRANS SUBS	RARITAN RIVER STATION SUB	35300 - Station Equipment	RTU - SCADA	\$79,674.04	\$4,457.68	\$75,216.36
JCP&L Jersey Central Pwr & Lht	JCPL TRANS SUBS	RARITAN RIVER STATION SUB	35300 - Station Equipment	Circuit Breaker	\$84,810.09	\$14,698.12	\$70,111.97
JCP&L Jersey Central Pwr & Lht	JCPL TRANS SUBS	RARITAN RIVER STATION SUB	35300 - Station Equipment	Circuit Breaker	\$94,036.86	\$9,283.70	\$84,753.16
JCP&L Jersey Central Pwr & Lht	JCPL TRANS SUBS	RARITAN RIVER STATION SUB	35300 - Station Equipment	Carrier Equipment System	\$94,497.70	\$20,523.34	\$73,974.36
JCP&L Jersey Central Pwr & Lht	JCPL TRANS SUBS	RARITAN RIVER STATION SUB	35300 - Station Equipment	Circuit Breaker	\$100,109.13	\$68,190.43	\$31,918.70
JCP&L Jersey Central Pwr & Lht	JCPL TRANS SUBS	RARITAN RIVER STATION SUB	35300 - Station Equipment	Circuit Breaker	\$109,022.42	\$51,808.78	\$57,213.64
JCP&L Jersey Central Pwr & Lht	JCPL TRANS SUBS	RARITAN RIVER STATION SUB	35300 - Station Equipment	Circuit Breaker	\$111,445.43	\$55,339.81	\$56,105.62
JCP&L Jersey Central Pwr & Lht	JCPL TRANS SUBS	RARITAN RIVER STATION SUB	35300 - Station Equipment	Structure	\$113,330.24	\$84,047.26	\$29,282.98
JCP&L Jersey Central Pwr & Lht	JCPL TRANS SUBS	RARITAN RIVER STATION SUB	35300 - Station Equipment	Bushings	\$117,068.17	\$8,275.77	\$108,792.40
JCP&L Jersey Central Pwr & Lht	JCPL TRANS SUBS	RARITAN RIVER STATION SUB	35300 - Station Equipment	Wiring	\$117,307.30	\$11,581.05	\$105,726.25
JCP&L Jersey Central Pwr & Lht	JCPL TRANS SUBS	RARITAN RIVER STATION SUB	35300 - Station Equipment	Control Wiring	\$124,558.39	\$1,051.31	\$123,507.08
JCP&L Jersey Central Pwr & Lht	JCPL TRANS SUBS	RARITAN RIVER STATION SUB	35300 - Station Equipment	Transformer, Power	\$129,544.87	\$85,122.47	\$44,422.40
JCP&L Jersey Central Pwr & Lht	JCPL TRANS SUBS	RARITAN RIVER STATION SUB	35300 - Station Equipment	Relays	\$136,424.57	\$1,151.46	\$135,273.11
JCP&L Jersey Central Pwr & Lht	JCPL TRANS SUBS	RARITAN RIVER STATION SUB	35300 - Station Equipment	Circuit Breaker	\$157,618.55	\$25,488.12	\$132,130.43
JCP&L Jersey Central Pwr & Lht	JCPL TRANS SUBS	RARITAN RIVER STATION SUB	35300 - Station Equipment	Minor Station Equipment	\$185,889.94	\$40,372.21	\$145,517.73
JCP&L Jersey Central Pwr & Lht	JCPL TRANS SUBS	RARITAN RIVER STATION SUB	35300 - Station Equipment	Circuit Breaker	\$195,422.42	\$52,370.04	\$143,052.38
JCP&L Jersey Central Pwr & Lht	JCPL TRANS SUBS	RARITAN RIVER STATION SUB	35300 - Station Equipment	Relays	\$201,592.17	\$19,901.99	\$181,690.18
JCP&L Jersey Central Pwr & Lht	JCPL TRANS SUBS	RARITAN RIVER STATION SUB	35300 - Station Equipment	Foundation	\$218,892.64	\$24,531.75	\$194,360.89
JCP&L Jersey Central Pwr & Lht	JCPL TRANS SUBS	RARITAN RIVER STATION SUB	35300 - Station Equipment	Circuit Breaker	\$235,056.67	\$76,640.38	\$158,416.29
JCP&L Jersey Central Pwr & Lht	JCPL TRANS SUBS	RARITAN RIVER STATION SUB	35300 - Station Equipment	Transformer, Power	\$239,162.28	\$137,429.96	\$101,732.32
JCP&L Jersey Central Pwr & Lht	JCPL TRANS SUBS	RARITAN RIVER STATION SUB	35300 - Station Equipment	Foundation - Equipment	\$263,053.58	\$125,006.27	\$138,047.31
JCP&L Jersey Central Pwr & Lht	JCPL TRANS SUBS	RARITAN RIVER STATION SUB	35300 - Station Equipment	Foundation - Equipment	\$264,198.15	\$18,676.67	\$245,521.48
JCP&L Jersey Central Pwr & Lht	JCPL TRANS SUBS	RARITAN RIVER STATION SUB	35300 - Station Equipment	Circuit Breaker	\$289,020.78	\$43,298.69	\$245,722.09
JCP&L Jersey Central Pwr & Lht	JCPL TRANS SUBS	RARITAN RIVER STATION SUB	35300 - Station Equipment	Carrier Equipment System	\$294,483.74	\$33,003.39	\$261,480.35
JCP&L Jersey Central Pwr & Lht	JCPL TRANS SUBS	RARITAN RIVER STATION SUB	35300 - Station Equipment	Switch	\$297,306.95	\$73,751.66	\$223,555.29
JCP&L Jersey Central Pwr & Lht	JCPL TRANS SUBS	RARITAN RIVER STATION SUB	35300 - Station Equipment	Circuit Breaker	\$298,820.04	\$77,118.38	\$221,701.66
JCP&L Jersey Central Pwr & Lht	JCPL TRANS SUBS	RARITAN RIVER STATION SUB	35300 - Station Equipment	Cabinets/Panels/Consoles	\$308,932.88	\$30,499.11	\$278,433.77
JCP&L Jersey Central Pwr & Lht	JCPL TRANS SUBS	RARITAN RIVER STATION SUB	35300 - Station Equipment	Carrier Equipment System	\$326,984.08	\$84,386.86	\$242,597.22
JCP&L Jersey Central Pwr & Lht	JCPL TRANS SUBS	RARITAN RIVER STATION SUB	35300 - Station Equipment	Carrier Equipment System	\$339,308.00	\$84,170.67	\$255,137.33
JCP&L Jersey Central Pwr & Lht	JCPL TRANS SUBS	RARITAN RIVER STATION SUB	35300 - Station Equipment	Bushings	\$392,894.80	\$21,982.09	\$370,912.71
JCP&L Jersey Central Pwr & Lht	JCPL TRANS SUBS	RARITAN RIVER STATION SUB	35300 - Station Equipment	Transformer, Station Service : Each	\$398,035.13	\$86,446.62	\$311,588.51
JCP&L Jersey Central Pwr & Lht	JCPL TRANS SUBS	RARITAN RIVER STATION SUB	35300 - Station Equipment	Circuit Breaker	\$441,532.32	\$86,408.85	\$355,123.47
JCP&L Jersey Central Pwr & Lht	JCPL TRANS SUBS	RARITAN RIVER STATION SUB	35300 - Station Equipment	Structure	\$477,056.40	\$4,026.48	\$473,029.92
JCP&L Jersey Central Pwr & Lht	JCPL TRANS SUBS	RARITAN RIVER STATION SUB	35300 - Station Equipment	Circuit Breaker	\$497,415.63	\$108,030.42	\$389,385.21
JCP&L Jersey Central Pwr & Lht	JCPL TRANS SUBS	RARITAN RIVER STATION SUB	35300 - Station Equipment	Control Wiring	\$556,991.32	\$54,988.44	\$502,002.88
JCP&L Jersey Central Pwr & Lht	JCPL TRANS SUBS	RARITAN RIVER STATION SUB	35300 - Station Equipment	Circuit Breaker	\$661,246.02	\$157,324.73	\$503,921.29
JCP&L Jersey Central Pwr & Lht	JCPL TRANS SUBS	RARITAN RIVER STATION SUB	35300 - Station Equipment	Controls and Instrumentation	\$767,371.33	\$19,075.35	\$748,295.98
JCP&L Jersey Central Pwr & Lht	JCPL TRANS SUBS	RARITAN RIVER STATION SUB	35300 - Station Equipment	Transformer, Power	\$956,799.50	\$640,192.00	\$316,607.50

Company	Major Location	Asset Location	Utility Account	Asset Retirement Unit	Book Cost	Allocated Reserve	Net Book Value
JCP&L Jersey Central Pwr & Lht	JCPL TRANS SUBS	RARITAN RIVER STATION SUB	35300 - Station Equipment	Circuit Breaker	\$1,143,099.63	\$9,648.07	\$1,133,451.56
JCP&L Jersey Central Pwr & Lht	JCPL TRANS SUBS	RARITAN RIVER STATION SUB	35300 - Station Equipment	Cabinets/Panels/Consoles	\$1,257,224.25	\$88,875.57	\$1,168,348.68
JCP&L Jersey Central Pwr & Lht	JCPL TRANS SUBS	RARITAN RIVER STATION SUB	35300 - Station Equipment	Transformer, Power	\$1,370,461.04	\$339,964.38	\$1,030,496.66
JCP&L Jersey Central Pwr & Lht	JCPL TRANS SUBS	RARITAN RIVER STATION SUB	35300 - Station Equipment	Control Wiring	\$2,123,032.03	\$150,081.17	\$1,972,950.86
JCP&L Jersey Central Pwr & Lht	JCPL TRANS SUBS	RARITAN RIVER STATION SUB	35300 - Station Equipment	Transformer, Power	\$5,756,945.28	\$48,590.16	\$5,708,355.12
RARITAN RIVER STATION SUB Total					\$25,211,268.18	\$4,828,120.52	\$20,383,147.66
JCP&L Jersey Central Pwr & Lht	JCPL TL - 230KV	RARITAN TRAINOR	35300 - Station Equipment	Non-Unitized	(\$4,112.81)	(\$230.11)	(\$3,882.70)
JCP&L Jersey Central Pwr & Lht	JCPL TL - 230KV	RARITAN TRAINOR	35300 - Station Equipment	Non-Unitized	(\$4.53)	(\$0.19)	(\$4.34)
JCP&L Jersey Central Pwr & Lht	JCPL TL - 230KV	RARITAN TRAINOR	35300 - Station Equipment	Non-Unitized	\$2.29	\$0.02	\$2.27
JCP&L Jersey Central Pwr & Lht	JCPL TL - 230KV	RARITAN TRAINOR	35300 - Station Equipment	Non-Unitized	\$715.47	\$17.79	\$697.68
JCP&L Jersey Central Pwr & Lht	JCPL TL - 230KV	RARITAN TRAINOR	35300 - Station Equipment	RTU - SCADA	\$79,674.04	\$4,457.68	\$75,216.36
RARITAN TRAINOR Total					\$76,274.46	\$4,245.20	\$72,029.26
JCP&L Jersey Central Pwr & Lht	JCPL SUB-TRANS SUBS	READINGTON SUB	35300 - Station Equipment	Non-Unitized	(\$188,811.13)	(\$7,681.63)	(\$181,129.50)
JCP&L Jersey Central Pwr & Lht	JCPL SUB-TRANS SUBS	READINGTON SUB	35300 - Station Equipment	Capacitor Bank	(\$5,211.15)	(\$634.57)	(\$4,576.58)
JCP&L Jersey Central Pwr & Lht	JCPL SUB-TRANS SUBS	READINGTON SUB	35300 - Station Equipment	Conduit/Duct System	\$100.53	\$29.22	\$71.31
JCP&L Jersey Central Pwr & Lht	JCPL SUB-TRANS SUBS	READINGTON SUB	35300 - Station Equipment	Conduit/Duct System	\$106.63	\$2.65	\$103.98
JCP&L Jersey Central Pwr & Lht	JCPL SUB-TRANS SUBS	READINGTON SUB	35300 - Station Equipment	Bus-Insulators	\$222.14	\$5.52	\$216.62
JCP&L Jersey Central Pwr & Lht	JCPL SUB-TRANS SUBS	READINGTON SUB	35300 - Station Equipment	Foundation - Equipment	\$244.36	\$6.08	\$238.28
JCP&L Jersey Central Pwr & Lht	JCPL SUB-TRANS SUBS	READINGTON SUB	35300 - Station Equipment	Yard Surfacing	\$368.75	\$15.00	\$353.75
JCP&L Jersey Central Pwr & Lht	JCPL SUB-TRANS SUBS	READINGTON SUB	35300 - Station Equipment	Wood Pole	\$401.50	\$116.70	\$284.80
JCP&L Jersey Central Pwr & Lht	JCPL SUB-TRANS SUBS	READINGTON SUB	35300 - Station Equipment	Cable Trench	\$510.95	\$12.70	\$498.25
JCP&L Jersey Central Pwr & Lht	JCPL SUB-TRANS SUBS	READINGTON SUB	35300 - Station Equipment	Fire Protection System for Equipmnt	\$1,093.70	\$317.89	\$775.81
JCP&L Jersey Central Pwr & Lht	JCPL SUB-TRANS SUBS	READINGTON SUB	35300 - Station Equipment	Structure	\$1,410.66	\$35.06	\$1,375.60
JCP&L Jersey Central Pwr & Lht	JCPL SUB-TRANS SUBS	READINGTON SUB	35300 - Station Equipment	Bus	\$1,443.97	\$35.90	\$1,408.07
JCP&L Jersey Central Pwr & Lht	JCPL SUB-TRANS SUBS	READINGTON SUB	35300 - Station Equipment	Structural Steel Support	\$2,654.49	\$354.90	\$2,299.59
JCP&L Jersey Central Pwr & Lht	JCPL SUB-TRANS SUBS	READINGTON SUB	35300 - Station Equipment	Non-Unitized	\$3,473.19	\$141.30	\$3,331.89
JCP&L Jersey Central Pwr & Lht	JCPL SUB-TRANS SUBS	READINGTON SUB	35300 - Station Equipment	Control Wiring	\$4,044.93	\$540.79	\$3,504.14
JCP&L Jersey Central Pwr & Lht	JCPL SUB-TRANS SUBS	READINGTON SUB	35300 - Station Equipment	Steel Pole Fully Dressed	\$4,608.79	\$669.42	\$3,939.37
JCP&L Jersey Central Pwr & Lht	JCPL SUB-TRANS SUBS	READINGTON SUB	35300 - Station Equipment	Capacitor Bank	\$5,211.15	\$570.26	\$4,640.89
JCP&L Jersey Central Pwr & Lht	JCPL SUB-TRANS SUBS	READINGTON SUB	35300 - Station Equipment	Control Wiring	\$5,442.68	\$135.29	\$5,307.39
JCP&L Jersey Central Pwr & Lht	JCPL SUB-TRANS SUBS	READINGTON SUB	35300 - Station Equipment	Bus	\$5,498.58	\$735.15	\$4,763.43
JCP&L Jersey Central Pwr & Lht	JCPL SUB-TRANS SUBS	READINGTON SUB	35300 - Station Equipment	Conduit	\$5,814.60	\$777.40	\$5,037.20
JCP&L Jersey Central Pwr & Lht	JCPL SUB-TRANS SUBS	READINGTON SUB	35300 - Station Equipment	Non-Unitized	\$6,517.15	\$162.00	\$6,355.15
JCP&L Jersey Central Pwr & Lht	JCPL SUB-TRANS SUBS	READINGTON SUB	35300 - Station Equipment	Cable, Wiring	\$6,631.82	\$269.81	\$6,362.01
JCP&L Jersey Central Pwr & Lht	JCPL SUB-TRANS SUBS	READINGTON SUB	35300 - Station Equipment	Conduit/Duct System	\$7,341.13	\$298.66	\$7,042.47
JCP&L Jersey Central Pwr & Lht	JCPL SUB-TRANS SUBS	READINGTON SUB	35300 - Station Equipment	Conduit	\$7,594.51	\$924.79	\$6,669.72
JCP&L Jersey Central Pwr & Lht	JCPL SUB-TRANS SUBS	READINGTON SUB	35300 - Station Equipment	Arrester, Lightning & Surge Protect	\$7,664.17	\$190.51	\$7,473.66
JCP&L Jersey Central Pwr & Lht	JCPL SUB-TRANS SUBS	READINGTON SUB	35300 - Station Equipment	Cable, Wiring	\$8,055.17	\$1,076.96	\$6,978.21
JCP&L Jersey Central Pwr & Lht	JCPL SUB-TRANS SUBS	READINGTON SUB	35300 - Station Equipment	Wiring	\$14,497.07	\$1,765.33	\$12,731.74
JCP&L Jersey Central Pwr & Lht	JCPL SUB-TRANS SUBS	READINGTON SUB	35300 - Station Equipment	Structural Steel Support	\$17,886.28	\$2,597.96	\$15,288.32
JCP&L Jersey Central Pwr & Lht	JCPL SUB-TRANS SUBS	READINGTON SUB	35300 - Station Equipment	JCPL - Communication Equipment	\$20,251.48	\$3,603.27	\$16,648.21
JCP&L Jersey Central Pwr & Lht	JCPL SUB-TRANS SUBS	READINGTON SUB	35300 - Station Equipment	Grounding System, Station	\$21,250.70	\$6,176.64	\$15,074.06
JCP&L Jersey Central Pwr & Lht	JCPL SUB-TRANS SUBS	READINGTON SUB	35300 - Station Equipment	Control Wiring	\$23,896.58	\$2,909.92	\$20,986.66
JCP&L Jersey Central Pwr & Lht	JCPL SUB-TRANS SUBS	READINGTON SUB	35300 - Station Equipment	Structure	\$35,157.15	\$7,320.00	\$27,837.15
JCP&L Jersey Central Pwr & Lht	JCPL SUB-TRANS SUBS	READINGTON SUB	35300 - Station Equipment	Air Break	\$35,975.71	\$7,490.43	\$28,485.28
JCP&L Jersey Central Pwr & Lht	JCPL SUB-TRANS SUBS	READINGTON SUB	35300 - Station Equipment	Transformer, Potential : Each	\$45,960.58	\$2,571.45	\$43,389.13
JCP&L Jersey Central Pwr & Lht	JCPL SUB-TRANS SUBS	READINGTON SUB	35300 - Station Equipment	Relays	\$56,123.46	\$7,503.57	\$48,619.89
JCP&L Jersey Central Pwr & Lht	JCPL SUB-TRANS SUBS	READINGTON SUB	35300 - Station Equipment	Arrester, Lightning & Surge Protect	\$70,453.49	\$20,477.73	\$49,975.76
JCP&L Jersey Central Pwr & Lht	JCPL SUB-TRANS SUBS	READINGTON SUB	35300 - Station Equipment	Relaying Equipment	\$76,777.93	\$10,265.03	\$66,512.90
JCP&L Jersey Central Pwr & Lht	JCPL SUB-TRANS SUBS	READINGTON SUB	35300 - Station Equipment	Wiring	\$86,236.61	\$25,065.20	\$61,171.41
JCP&L Jersey Central Pwr & Lht	JCPL SUB-TRANS SUBS	READINGTON SUB	35300 - Station Equipment	Fuse Equipment	\$86,301.62	\$10,509.07	\$75,792.55
JCP&L Jersey Central Pwr & Lht	JCPL SUB-TRANS SUBS	READINGTON SUB	35300 - Station Equipment	Control Wiring	\$91,812.11	\$3,735.30	\$88,076.81
JCP&L Jersey Central Pwr & Lht	JCPL SUB-TRANS SUBS	READINGTON SUB	35300 - Station Equipment	Bus	\$98,103.49	\$3,991.26	\$94,112.23
JCP&L Jersey Central Pwr & Lht	JCPL SUB-TRANS SUBS	READINGTON SUB	35300 - Station Equipment	Circuit Breaker	\$98,681.50	\$20,546.29	\$78,135.21
JCP&L Jersey Central Pwr & Lht	JCPL SUB-TRANS SUBS	READINGTON SUB	35300 - Station Equipment	Transrupter	\$104,409.87	\$13,959.35	\$90,450.52
JCP&L Jersey Central Pwr & Lht	JCPL SUB-TRANS SUBS	READINGTON SUB	35300 - Station Equipment	Circuit Switcher	\$123,303.58	\$15,014.85	\$108,288.73
JCP&L Jersey Central Pwr & Lht	JCPL SUB-TRANS SUBS	READINGTON SUB	35300 - Station Equipment	Capacitor Bank	\$135,336.53	\$18,094.17	\$117,242.36
JCP&L Jersey Central Pwr & Lht	JCPL SUB-TRANS SUBS	READINGTON SUB	35300 - Station Equipment	Carrier Equipment System	\$136,634.48	\$39,713.64	\$96,920.84

Company	Major Location	Asset Location	Utility Account	Asset Retirement Unit	Book Cost	Allocated Reserve	Net Book Value
JCP&L Jersey Central Pwr & Lht	JCPL SUB-TRANS SUBS	READINGTON SUB	35300 - Station Equipment	Structure	\$145,565.07	\$42,309.37	\$103,255.70
JCP&L Jersey Central Pwr & Lht	JCPL SUB-TRANS SUBS	READINGTON SUB	35300 - Station Equipment	Transformer, Instrument	\$165,938.37	\$48,230.99	\$117,707.38
JCP&L Jersey Central Pwr & Lht	JCPL SUB-TRANS SUBS	READINGTON SUB	35300 - Station Equipment	Minor Station Equipment	\$182,906.48	\$38,082.62	\$144,823.86
JCP&L Jersey Central Pwr & Lht	JCPL SUB-TRANS SUBS	READINGTON SUB	35300 - Station Equipment	Relaying Equipment	\$196,485.60	\$7,993.86	\$188,491.74
JCP&L Jersey Central Pwr & Lht	JCPL SUB-TRANS SUBS	READINGTON SUB	35300 - Station Equipment	Controls and Instrumentation	\$202,879.76	\$58,968.23	\$143,911.53
JCP&L Jersey Central Pwr & Lht	JCPL SUB-TRANS SUBS	READINGTON SUB	35300 - Station Equipment	Transformer, Power	\$210,519.18	\$8,564.80	\$201,954.38
JCP&L Jersey Central Pwr & Lht	JCPL SUB-TRANS SUBS	READINGTON SUB	35300 - Station Equipment	Switcher	\$224,866.43	\$65,358.80	\$159,507.63
JCP&L Jersey Central Pwr & Lht	JCPL SUB-TRANS SUBS	READINGTON SUB	35300 - Station Equipment	Foundation - Equipment	\$267,181.95	\$77,658.06	\$189,523.89
JCP&L Jersey Central Pwr & Lht	JCPL SUB-TRANS SUBS	READINGTON SUB	35300 - Station Equipment	Relays	\$316,592.35	\$12,880.30	\$303,712.05
JCP&L Jersey Central Pwr & Lht	JCPL SUB-TRANS SUBS	READINGTON SUB	35300 - Station Equipment	Circuit Breaker	\$381,264.32	\$110,816.79	\$270,447.53
JCP&L Jersey Central Pwr & Lht	JCPL SUB-TRANS SUBS	READINGTON SUB	35300 - Station Equipment	Switchgear	\$591,262.76	\$171,854.11	\$419,408.65
JCP&L Jersey Central Pwr & Lht	JCPL SUB-TRANS SUBS	READINGTON SUB	35300 - Station Equipment	Transformer, Power	\$1,262,200.23	\$366,866.17	\$895,334.06
JCP&L Jersey Central Pwr & Lht	JCPL SUB-TRANS SUBS	READINGTON SUB	35300 - Station Equipment	Transformer, Power	\$1,777,198.49	\$44,177.68	\$1,733,020.81
		READINGTON SUB Total			\$7,196,344.48	\$1,276,180.03	\$5,920,164.45
JCP&L Jersey Central Pwr & Lht	JCPL GEN BLDG	RED BANK OPERATING HDQTRS	35300 - Station Equipment	Controls and Instrumentation	\$159,922.42	\$56,750.59	\$103,171.83
		RED BANK OPERATING HDQTRS Total			\$159,922.42	\$56,750.59	\$103,171.83
JCP&L Jersey Central Pwr & Lht	JCPL SUB-TRANS SUBS	RED BANK SUB	35300 - Station Equipment	Non-Unitized	(\$4,112.81)	(\$230.11)	(\$3,882.70)
JCP&L Jersey Central Pwr & Lht	JCPL SUB-TRANS SUBS	RED BANK SUB	35300 - Station Equipment	Non-Unitized	(\$4.53)	(\$0.19)	(\$4.34)
JCP&L Jersey Central Pwr & Lht	JCPL SUB-TRANS SUBS	RED BANK SUB	35300 - Station Equipment	Controls and Instrumentation	\$3.60	\$2.18	\$1.42
JCP&L Jersey Central Pwr & Lht	JCPL SUB-TRANS SUBS	RED BANK SUB	35300 - Station Equipment	Conduit/Duct System	\$3.91	\$2.36	\$1.55
JCP&L Jersey Central Pwr & Lht	JCPL SUB-TRANS SUBS	RED BANK SUB	35300 - Station Equipment	Grounding System, Station	\$9.73	\$8.78	\$0.95
JCP&L Jersey Central Pwr & Lht	JCPL SUB-TRANS SUBS	RED BANK SUB	35300 - Station Equipment	Grounding System, Station	\$13.40	\$10.85	\$2.55
JCP&L Jersey Central Pwr & Lht	JCPL SUB-TRANS SUBS	RED BANK SUB	35300 - Station Equipment	Grounding System, Station	\$16.52	\$10.96	\$5.56
JCP&L Jersey Central Pwr & Lht	JCPL SUB-TRANS SUBS	RED BANK SUB	35300 - Station Equipment	Foundation - Equipment	\$18.27	\$11.69	\$6.58
JCP&L Jersey Central Pwr & Lht	JCPL SUB-TRANS SUBS	RED BANK SUB	35300 - Station Equipment	Grounding System, Station	\$19.53	\$13.43	\$6.10
JCP&L Jersey Central Pwr & Lht	JCPL SUB-TRANS SUBS	RED BANK SUB	35300 - Station Equipment	Grounding System, Station	\$22.70	\$16.17	\$6.53
JCP&L Jersey Central Pwr & Lht	JCPL SUB-TRANS SUBS	RED BANK SUB	35300 - Station Equipment	Controls and Instrumentation	\$24.55	\$12.40	\$12.15
JCP&L Jersey Central Pwr & Lht	JCPL SUB-TRANS SUBS	RED BANK SUB	35300 - Station Equipment	Switchgear	\$26.25	\$13.27	\$12.98
JCP&L Jersey Central Pwr & Lht	JCPL SUB-TRANS SUBS	RED BANK SUB	35300 - Station Equipment	Regulating Equipment	\$35.97	\$23.01	\$12.96
JCP&L Jersey Central Pwr & Lht	JCPL SUB-TRANS SUBS	RED BANK SUB	35300 - Station Equipment	Conduit/Duct System	\$43.19	\$22.74	\$20.45
JCP&L Jersey Central Pwr & Lht	JCPL SUB-TRANS SUBS	RED BANK SUB	35300 - Station Equipment	Fire Protection System for Equipmnt	\$54.80	\$46.97	\$7.83
JCP&L Jersey Central Pwr & Lht	JCPL SUB-TRANS SUBS	RED BANK SUB	35300 - Station Equipment	Regulating Equipment	\$65.29	\$41.00	\$24.29
JCP&L Jersey Central Pwr & Lht	JCPL SUB-TRANS SUBS	RED BANK SUB	35300 - Station Equipment	Grounding System, Station	\$72.89	\$42.40	\$30.49
JCP&L Jersey Central Pwr & Lht	JCPL SUB-TRANS SUBS	RED BANK SUB	35300 - Station Equipment	Conduit/Duct System	\$77.88	\$41.84	\$36.04
JCP&L Jersey Central Pwr & Lht	JCPL SUB-TRANS SUBS	RED BANK SUB	35300 - Station Equipment	Grounding System, Station	\$79.00	\$72.13	\$6.87
JCP&L Jersey Central Pwr & Lht	JCPL SUB-TRANS SUBS	RED BANK SUB	35300 - Station Equipment	Battery System	\$89.02	\$39.58	\$49.44
JCP&L Jersey Central Pwr & Lht	JCPL SUB-TRANS SUBS	RED BANK SUB	35300 - Station Equipment	Grounding System, Station	\$105.81	\$41.06	\$64.75
JCP&L Jersey Central Pwr & Lht	JCPL SUB-TRANS SUBS	RED BANK SUB	35300 - Station Equipment	Minor Station Equipment	\$112.97	\$63.17	\$49.80
JCP&L Jersey Central Pwr & Lht	JCPL SUB-TRANS SUBS	RED BANK SUB	35300 - Station Equipment	Equipment Spill and Leakage System	\$115.15	\$72.30	\$42.85
JCP&L Jersey Central Pwr & Lht	JCPL SUB-TRANS SUBS	RED BANK SUB	35300 - Station Equipment	Equipment Spill and Leakage System	\$120.07	\$85.51	\$34.56
JCP&L Jersey Central Pwr & Lht	JCPL SUB-TRANS SUBS	RED BANK SUB	35300 - Station Equipment	Grounding System, Station	\$146.55	\$93.76	\$52.79
JCP&L Jersey Central Pwr & Lht	JCPL SUB-TRANS SUBS	RED BANK SUB	35300 - Station Equipment	Wiring	\$185.41	\$99.61	\$85.80
JCP&L Jersey Central Pwr & Lht	JCPL SUB-TRANS SUBS	RED BANK SUB	35300 - Station Equipment	Conduit/Duct System	\$212.12	\$123.39	\$88.73
JCP&L Jersey Central Pwr & Lht	JCPL SUB-TRANS SUBS	RED BANK SUB	35300 - Station Equipment	Conduit/Duct System	\$219.37	\$150.88	\$68.49
JCP&L Jersey Central Pwr & Lht	JCPL SUB-TRANS SUBS	RED BANK SUB	35300 - Station Equipment	Capacitor Bank	\$223.33	\$132.45	\$90.88
JCP&L Jersey Central Pwr & Lht	JCPL SUB-TRANS SUBS	RED BANK SUB	35300 - Station Equipment	Grounding System, Station	\$229.71	\$144.24	\$85.47
JCP&L Jersey Central Pwr & Lht	JCPL SUB-TRANS SUBS	RED BANK SUB	35300 - Station Equipment	Wiring	\$252.25	\$204.26	\$47.99
JCP&L Jersey Central Pwr & Lht	JCPL SUB-TRANS SUBS	RED BANK SUB	35300 - Station Equipment	Grounding System, Station	\$268.00	\$197.42	\$70.58
JCP&L Jersey Central Pwr & Lht	JCPL SUB-TRANS SUBS	RED BANK SUB	35300 - Station Equipment	Office Furniture	\$274.74	\$114.26	\$160.48
JCP&L Jersey Central Pwr & Lht	JCPL SUB-TRANS SUBS	RED BANK SUB	35300 - Station Equipment	Minor Station Equipment	\$293.85	\$111.37	\$182.48
JCP&L Jersey Central Pwr & Lht	JCPL SUB-TRANS SUBS	RED BANK SUB	35300 - Station Equipment	Battery System	\$335.87	\$199.20	\$136.67
JCP&L Jersey Central Pwr & Lht	JCPL SUB-TRANS SUBS	RED BANK SUB	35300 - Station Equipment	Controls and Instrumentation	\$342.18	\$155.49	\$186.69
JCP&L Jersey Central Pwr & Lht	JCPL SUB-TRANS SUBS	RED BANK SUB	35300 - Station Equipment	Capacitor Bank	\$361.57	\$167.88	\$193.69
JCP&L Jersey Central Pwr & Lht	JCPL SUB-TRANS SUBS	RED BANK SUB	35300 - Station Equipment	Minor Station Equipment	\$408.34	\$96.67	\$311.67
JCP&L Jersey Central Pwr & Lht	JCPL SUB-TRANS SUBS	RED BANK SUB	35300 - Station Equipment	Equipment Spill and Leakage System	\$409.13	\$242.65	\$166.48
JCP&L Jersey Central Pwr & Lht	JCPL SUB-TRANS SUBS	RED BANK SUB	35300 - Station Equipment	Grounding System, Station	\$432.86	\$404.27	\$28.59
JCP&L Jersey Central Pwr & Lht	JCPL SUB-TRANS SUBS	RED BANK SUB	35300 - Station Equipment	Controls and Instrumentation	\$449.40	\$130.62	\$318.78
JCP&L Jersey Central Pwr & Lht	JCPL SUB-TRANS SUBS	RED BANK SUB	35300 - Station Equipment	Wiring	\$464.48	\$135.01	\$329.47

Company	Major Location	Asset Location	Utility Account	Asset Retirement Unit	Book Cost	Allocated Reserve	Net Book Value
JCP&L Jersey Central Pwr & Lht	JCPL SUB-TRANS SUBS	RED BANK SUB	35300 - Station Equipment	Capacitor Bank	\$531.33	\$291.25	\$240.08
JCP&L Jersey Central Pwr & Lht	JCPL SUB-TRANS SUBS	RED BANK SUB	35300 - Station Equipment	Switch	\$603.71	\$337.60	\$266.11
JCP&L Jersey Central Pwr & Lht	JCPL SUB-TRANS SUBS	RED BANK SUB	35300 - Station Equipment	Switchgear	\$625.71	\$322.73	\$302.98
JCP&L Jersey Central Pwr & Lht	JCPL SUB-TRANS SUBS	RED BANK SUB	35300 - Station Equipment	Fire Protection System for Equipmnt	\$667.08	\$277.44	\$389.64
JCP&L Jersey Central Pwr & Lht	JCPL SUB-TRANS SUBS	RED BANK SUB	35300 - Station Equipment	Switchgear	\$689.47	\$408.91	\$280.56
JCP&L Jersey Central Pwr & Lht	JCPL SUB-TRANS SUBS	RED BANK SUB	35300 - Station Equipment	Capacitor Bank	\$734.82	\$291.92	\$442.90
JCP&L Jersey Central Pwr & Lht	JCPL SUB-TRANS SUBS	RED BANK SUB	35300 - Station Equipment	Foundation - Equipment	\$771.32	\$422.81	\$348.51
JCP&L Jersey Central Pwr & Lht	JCPL SUB-TRANS SUBS	RED BANK SUB	35300 - Station Equipment	Grounding System, Station	\$788.19	\$298.71	\$489.48
JCP&L Jersey Central Pwr & Lht	JCPL SUB-TRANS SUBS	RED BANK SUB	35300 - Station Equipment	Arrester, Lightning & Surge Protect	\$821.74	\$238.84	\$582.90
JCP&L Jersey Central Pwr & Lht	JCPL SUB-TRANS SUBS	RED BANK SUB	35300 - Station Equipment	Structure	\$894.43	\$347.12	\$547.31
JCP&L Jersey Central Pwr & Lht	JCPL SUB-TRANS SUBS	RED BANK SUB	35300 - Station Equipment	Switchgear	\$938.62	\$524.89	\$413.73
JCP&L Jersey Central Pwr & Lht	JCPL SUB-TRANS SUBS	RED BANK SUB	35300 - Station Equipment	Wood Pole	\$947.31	\$430.47	\$516.84
JCP&L Jersey Central Pwr & Lht	JCPL SUB-TRANS SUBS	RED BANK SUB	35300 - Station Equipment	Conduit/Duct System	\$975.39	\$300.61	\$674.78
JCP&L Jersey Central Pwr & Lht	JCPL SUB-TRANS SUBS	RED BANK SUB	35300 - Station Equipment	Structure	\$994.99	\$413.81	\$581.18
JCP&L Jersey Central Pwr & Lht	JCPL SUB-TRANS SUBS	RED BANK SUB	35300 - Station Equipment	Conduit/Duct System	\$1,003.13	\$389.30	\$613.83
JCP&L Jersey Central Pwr & Lht	JCPL SUB-TRANS SUBS	RED BANK SUB	35300 - Station Equipment	Foundation - Equipment	\$1,034.55	\$578.53	\$456.02
JCP&L Jersey Central Pwr & Lht	JCPL SUB-TRANS SUBS	RED BANK SUB	35300 - Station Equipment	Fuse Equipment	\$1,040.29	\$581.74	\$458.55
JCP&L Jersey Central Pwr & Lht	JCPL SUB-TRANS SUBS	RED BANK SUB	35300 - Station Equipment	Minor Station Equipment	\$1,055.24	\$578.44	\$476.80
JCP&L Jersey Central Pwr & Lht	JCPL SUB-TRANS SUBS	RED BANK SUB	35300 - Station Equipment	HVAC	\$1,120.25	\$345.26	\$774.99
JCP&L Jersey Central Pwr & Lht	JCPL SUB-TRANS SUBS	RED BANK SUB	35300 - Station Equipment	Grounding System, Station	\$1,143.80	\$678.37	\$465.43
JCP&L Jersey Central Pwr & Lht	JCPL SUB-TRANS SUBS	RED BANK SUB	35300 - Station Equipment	Non-Unitized	\$1,148.36	\$9.70	\$1,138.66
JCP&L Jersey Central Pwr & Lht	JCPL SUB-TRANS SUBS	RED BANK SUB	35300 - Station Equipment	Controls and Instrumentation	\$1,174.20	\$445.02	\$729.18
JCP&L Jersey Central Pwr & Lht	JCPL SUB-TRANS SUBS	RED BANK SUB	35300 - Station Equipment	Grounding System, Station	\$1,189.10	\$397.74	\$791.36
JCP&L Jersey Central Pwr & Lht	JCPL SUB-TRANS SUBS	RED BANK SUB	35300 - Station Equipment	Minor Station Equipment	\$1,236.11	\$479.72	\$756.39
JCP&L Jersey Central Pwr & Lht	JCPL SUB-TRANS SUBS	RED BANK SUB	35300 - Station Equipment	Battery System	\$1,258.44	\$332.30	\$926.14
JCP&L Jersey Central Pwr & Lht	JCPL SUB-TRANS SUBS	RED BANK SUB	35300 - Station Equipment	Battery System	\$1,355.46	\$743.01	\$612.45
JCP&L Jersey Central Pwr & Lht	JCPL SUB-TRANS SUBS	RED BANK SUB	35300 - Station Equipment	Wood Pole	\$1,401.35	\$650.68	\$750.67
JCP&L Jersey Central Pwr & Lht	JCPL SUB-TRANS SUBS	RED BANK SUB	35300 - Station Equipment	Controls and Instrumentation	\$1,457.44	\$798.91	\$658.53
JCP&L Jersey Central Pwr & Lht	JCPL SUB-TRANS SUBS	RED BANK SUB	35300 - Station Equipment	Conduit	\$1,489.46	\$143.96	\$1,345.50
JCP&L Jersey Central Pwr & Lht	JCPL SUB-TRANS SUBS	RED BANK SUB	35300 - Station Equipment	Conduit/Duct System	\$1,508.23	\$504.47	\$1,003.76
JCP&L Jersey Central Pwr & Lht	JCPL SUB-TRANS SUBS	RED BANK SUB	35300 - Station Equipment	Grounding System, Station	\$1,622.19	\$907.15	\$715.04
JCP&L Jersey Central Pwr & Lht	JCPL SUB-TRANS SUBS	RED BANK SUB	35300 - Station Equipment	Transformer, Power	\$1,706.75	\$973.50	\$733.25
JCP&L Jersey Central Pwr & Lht	JCPL SUB-TRANS SUBS	RED BANK SUB	35300 - Station Equipment	Grounding System, Station	\$1,733.71	\$271.24	\$1,462.47
JCP&L Jersey Central Pwr & Lht	JCPL SUB-TRANS SUBS	RED BANK SUB	35300 - Station Equipment	Switch	\$1,815.10	\$704.42	\$1,110.68
JCP&L Jersey Central Pwr & Lht	JCPL SUB-TRANS SUBS	RED BANK SUB	35300 - Station Equipment	Arrester, Lightning & Surge Protect	\$1,903.03	\$1,043.18	\$859.85
JCP&L Jersey Central Pwr & Lht	JCPL SUB-TRANS SUBS	RED BANK SUB	35300 - Station Equipment	Conduit/Duct System	\$1,930.85	\$1,058.43	\$872.42
JCP&L Jersey Central Pwr & Lht	JCPL SUB-TRANS SUBS	RED BANK SUB	35300 - Station Equipment	Controls and Instrumentation	\$1,945.85	\$809.27	\$1,136.58
JCP&L Jersey Central Pwr & Lht	JCPL SUB-TRANS SUBS	RED BANK SUB	35300 - Station Equipment	Arrester, Lightning & Surge Protect	\$1,960.17	\$1,096.15	\$864.02
JCP&L Jersey Central Pwr & Lht	JCPL SUB-TRANS SUBS	RED BANK SUB	35300 - Station Equipment	Grounding System, Station	\$2,032.60	\$626.43	\$1,406.17
JCP&L Jersey Central Pwr & Lht	JCPL SUB-TRANS SUBS	RED BANK SUB	35300 - Station Equipment	Controls and Instrumentation	\$2,103.42	\$1,247.50	\$855.92
JCP&L Jersey Central Pwr & Lht	JCPL SUB-TRANS SUBS	RED BANK SUB	35300 - Station Equipment	Grounding System, Station	\$2,221.05	\$1,217.50	\$1,003.55
JCP&L Jersey Central Pwr & Lht	JCPL SUB-TRANS SUBS	RED BANK SUB	35300 - Station Equipment	Structural Steel Support	\$2,221.27	\$214.68	\$2,006.59
JCP&L Jersey Central Pwr & Lht	JCPL SUB-TRANS SUBS	RED BANK SUB	35300 - Station Equipment	Controls and Instrumentation	\$2,222.58	\$1,242.89	\$979.69
JCP&L Jersey Central Pwr & Lht	JCPL SUB-TRANS SUBS	RED BANK SUB	35300 - Station Equipment	Conduit/Duct System	\$2,361.17	\$1,482.65	\$878.52
JCP&L Jersey Central Pwr & Lht	JCPL SUB-TRANS SUBS	RED BANK SUB	35300 - Station Equipment	Switchgear	\$2,500.02	\$970.23	\$1,529.79
JCP&L Jersey Central Pwr & Lht	JCPL SUB-TRANS SUBS	RED BANK SUB	35300 - Station Equipment	Carrier Equipment System	\$2,515.19	\$999.19	\$1,516.00
JCP&L Jersey Central Pwr & Lht	JCPL SUB-TRANS SUBS	RED BANK SUB	35300 - Station Equipment	Grounding System, Station	\$3,279.62	\$982.03	\$2,297.59
JCP&L Jersey Central Pwr & Lht	JCPL SUB-TRANS SUBS	RED BANK SUB	35300 - Station Equipment	Transformer, Instrument	\$3,443.11	\$2,202.73	\$1,240.38
JCP&L Jersey Central Pwr & Lht	JCPL SUB-TRANS SUBS	RED BANK SUB	35300 - Station Equipment	Grounding System, Station	\$3,610.74	\$439.68	\$3,171.06
JCP&L Jersey Central Pwr & Lht	JCPL SUB-TRANS SUBS	RED BANK SUB	35300 - Station Equipment	Transformer, Instrument	\$4,091.82	\$2,426.78	\$1,665.04
JCP&L Jersey Central Pwr & Lht	JCPL SUB-TRANS SUBS	RED BANK SUB	35300 - Station Equipment	Wiring	\$4,197.58	\$1,590.85	\$2,606.73
JCP&L Jersey Central Pwr & Lht	JCPL SUB-TRANS SUBS	RED BANK SUB	35300 - Station Equipment	Minor Station Equipment	\$4,311.87	\$1,291.12	\$3,020.75
JCP&L Jersey Central Pwr & Lht	JCPL SUB-TRANS SUBS	RED BANK SUB	35300 - Station Equipment	Conduit/Duct System	\$4,474.42	\$1,457.34	\$3,017.08
JCP&L Jersey Central Pwr & Lht	JCPL SUB-TRANS SUBS	RED BANK SUB	35300 - Station Equipment	Conduit/Duct System	\$4,764.33	\$2,664.27	\$2,100.06
JCP&L Jersey Central Pwr & Lht	JCPL SUB-TRANS SUBS	RED BANK SUB	35300 - Station Equipment	Structural Steel Support	\$4,799.34	\$584.43	\$4,214.91
JCP&L Jersey Central Pwr & Lht	JCPL SUB-TRANS SUBS	RED BANK SUB	35300 - Station Equipment	Wiring	\$4,875.62	\$762.79	\$4,112.83
JCP&L Jersey Central Pwr & Lht	JCPL SUB-TRANS SUBS	RED BANK SUB	35300 - Station Equipment	Controls and Instrumentation	\$4,886.07	\$1,156.71	\$3,729.36
JCP&L Jersey Central Pwr & Lht	JCPL SUB-TRANS SUBS	RED BANK SUB	35300 - Station Equipment	Fuse Equipment	\$4,891.42	\$2,271.19	\$2,620.23

Company	Major Location	Asset Location	Utility Account	Asset Retirement Unit	Book Cost	Allocated Reserve	Net Book Value
JCP&L Jersey Central Pwr & Lht	JCPL SUB-TRANS SUBS	RED BANK SUB	35300 - Station Equipment	Fuse Equipment	\$5,006.32	\$1,988.83	\$3,017.49
JCP&L Jersey Central Pwr & Lht	JCPL SUB-TRANS SUBS	RED BANK SUB	35300 - Station Equipment	Control Wiring	\$5,209.95	\$503.54	\$4,706.41
JCP&L Jersey Central Pwr & Lht	JCPL SUB-TRANS SUBS	RED BANK SUB	35300 - Station Equipment	Wiring	\$5,412.04	\$2,966.69	\$2,445.35
JCP&L Jersey Central Pwr & Lht	JCPL SUB-TRANS SUBS	RED BANK SUB	35300 - Station Equipment	Bus	\$5,431.65	\$661.42	\$4,770.23
JCP&L Jersey Central Pwr & Lht	JCPL SUB-TRANS SUBS	RED BANK SUB	35300 - Station Equipment	Switch	\$5,622.00	\$2,338.14	\$3,283.86
JCP&L Jersey Central Pwr & Lht	JCPL SUB-TRANS SUBS	RED BANK SUB	35300 - Station Equipment	Conduit/Duct System	\$5,882.53	\$2,336.91	\$3,545.62
JCP&L Jersey Central Pwr & Lht	JCPL SUB-TRANS SUBS	RED BANK SUB	35300 - Station Equipment	Conduit	\$6,045.44	\$736.16	\$5,309.28
JCP&L Jersey Central Pwr & Lht	JCPL SUB-TRANS SUBS	RED BANK SUB	35300 - Station Equipment	Switchgear	\$6,081.25	\$1,767.55	\$4,313.70
JCP&L Jersey Central Pwr & Lht	JCPL SUB-TRANS SUBS	RED BANK SUB	35300 - Station Equipment	Ground	\$6,264.75	\$837.58	\$5,427.17
JCP&L Jersey Central Pwr & Lht	JCPL SUB-TRANS SUBS	RED BANK SUB	35300 - Station Equipment	Conduit/Duct System	\$6,420.69	\$1,809.63	\$4,611.06
JCP&L Jersey Central Pwr & Lht	JCPL SUB-TRANS SUBS	RED BANK SUB	35300 - Station Equipment	Arrester, Lightning & Surge Protect	\$6,550.67	\$546.23	\$6,004.44
JCP&L Jersey Central Pwr & Lht	JCPL SUB-TRANS SUBS	RED BANK SUB	35300 - Station Equipment	Switch	\$6,653.36	\$3,156.13	\$3,497.23
JCP&L Jersey Central Pwr & Lht	JCPL SUB-TRANS SUBS	RED BANK SUB	35300 - Station Equipment	Wiring	\$6,671.39	\$3,956.67	\$2,714.72
JCP&L Jersey Central Pwr & Lht	JCPL SUB-TRANS SUBS	RED BANK SUB	35300 - Station Equipment	Conduit/Duct System	\$6,728.06	\$3,990.28	\$2,737.78
JCP&L Jersey Central Pwr & Lht	JCPL SUB-TRANS SUBS	RED BANK SUB	35300 - Station Equipment	Steel Pole Fully Dressed	\$6,913.19	\$1,004.14	\$5,909.05
JCP&L Jersey Central Pwr & Lht	JCPL SUB-TRANS SUBS	RED BANK SUB	35300 - Station Equipment	Foundation	\$7,320.55	\$1,145.30	\$6,175.25
JCP&L Jersey Central Pwr & Lht	JCPL SUB-TRANS SUBS	RED BANK SUB	35300 - Station Equipment	Structure	\$7,363.50	\$2,269.38	\$5,094.12
JCP&L Jersey Central Pwr & Lht	JCPL SUB-TRANS SUBS	RED BANK SUB	35300 - Station Equipment	Circuit Breaker	\$7,639.30	\$4,021.64	\$3,617.66
JCP&L Jersey Central Pwr & Lht	JCPL SUB-TRANS SUBS	RED BANK SUB	35300 - Station Equipment	Conduit	\$7,726.43	\$1,033.00	\$6,693.43
JCP&L Jersey Central Pwr & Lht	JCPL SUB-TRANS SUBS	RED BANK SUB	35300 - Station Equipment	Switch	\$7,764.38	\$4,604.90	\$3,159.48
JCP&L Jersey Central Pwr & Lht	JCPL SUB-TRANS SUBS	RED BANK SUB	35300 - Station Equipment	Battery System	\$8,193.47	\$2,885.18	\$5,308.29
JCP&L Jersey Central Pwr & Lht	JCPL SUB-TRANS SUBS	RED BANK SUB	35300 - Station Equipment	Transformer, Current : Each	\$8,276.54	\$1,007.84	\$7,268.70
JCP&L Jersey Central Pwr & Lht	JCPL SUB-TRANS SUBS	RED BANK SUB	35300 - Station Equipment	Fuse Equipment	\$8,419.10	\$2,520.97	\$5,898.13
JCP&L Jersey Central Pwr & Lht	JCPL SUB-TRANS SUBS	RED BANK SUB	35300 - Station Equipment	Conduit/Duct System	\$8,692.97	\$1,162.23	\$7,530.74
JCP&L Jersey Central Pwr & Lht	JCPL SUB-TRANS SUBS	RED BANK SUB	35300 - Station Equipment	Switch	\$8,944.49	\$4,903.05	\$4,041.44
JCP&L Jersey Central Pwr & Lht	JCPL SUB-TRANS SUBS	RED BANK SUB	35300 - Station Equipment	Circuit Breaker	\$9,036.08	\$3,424.60	\$5,611.48
JCP&L Jersey Central Pwr & Lht	JCPL SUB-TRANS SUBS	RED BANK SUB	35300 - Station Equipment	Transformer, Instrument	\$9,238.39	\$4,289.57	\$4,948.82
JCP&L Jersey Central Pwr & Lht	JCPL SUB-TRANS SUBS	RED BANK SUB	35300 - Station Equipment	Minor Station Equipment	\$9,357.93	\$1,665.02	\$7,692.91
JCP&L Jersey Central Pwr & Lht	JCPL SUB-TRANS SUBS	RED BANK SUB	35300 - Station Equipment	Foundation	\$10,338.47	\$1,382.23	\$8,956.24
JCP&L Jersey Central Pwr & Lht	JCPL SUB-TRANS SUBS	RED BANK SUB	35300 - Station Equipment	Transformer, Instrument	\$10,385.09	\$4,125.61	\$6,259.48
JCP&L Jersey Central Pwr & Lht	JCPL SUB-TRANS SUBS	RED BANK SUB	35300 - Station Equipment	Relays	\$10,517.26	\$1,527.62	\$8,989.64
JCP&L Jersey Central Pwr & Lht	JCPL SUB-TRANS SUBS	RED BANK SUB	35300 - Station Equipment	Switchgear	\$10,843.33	\$2,960.04	\$7,883.29
JCP&L Jersey Central Pwr & Lht	JCPL SUB-TRANS SUBS	RED BANK SUB	35300 - Station Equipment	Cable, Wiring	\$10,869.18	\$1,453.18	\$9,416.00
JCP&L Jersey Central Pwr & Lht	JCPL SUB-TRANS SUBS	RED BANK SUB	35300 - Station Equipment	Bus	\$11,310.38	\$1,093.16	\$10,217.22
JCP&L Jersey Central Pwr & Lht	JCPL SUB-TRANS SUBS	RED BANK SUB	35300 - Station Equipment	Bus	\$11,751.05	\$979.85	\$10,771.20
JCP&L Jersey Central Pwr & Lht	JCPL SUB-TRANS SUBS	RED BANK SUB	35300 - Station Equipment	Arrester, Lightning & Surge Protect	\$11,963.58	\$4,752.68	\$7,210.90
JCP&L Jersey Central Pwr & Lht	JCPL SUB-TRANS SUBS	RED BANK SUB	35300 - Station Equipment	Wiring	\$12,806.66	\$4,970.10	\$7,836.56
JCP&L Jersey Central Pwr & Lht	JCPL SUB-TRANS SUBS	RED BANK SUB	35300 - Station Equipment	Relays	\$12,971.95	\$902.90	\$12,069.05
JCP&L Jersey Central Pwr & Lht	JCPL SUB-TRANS SUBS	RED BANK SUB	35300 - Station Equipment	Arrester, Lightning & Surge Protect	\$13,977.34	\$2,186.76	\$11,790.58
JCP&L Jersey Central Pwr & Lht	JCPL SUB-TRANS SUBS	RED BANK SUB	35300 - Station Equipment	Arresters and Surge Protectors	\$14,291.58	\$1,191.69	\$13,099.89
JCP&L Jersey Central Pwr & Lht	JCPL SUB-TRANS SUBS	RED BANK SUB	35300 - Station Equipment	Grounding System, Station	\$14,680.09	\$5,831.86	\$8,848.23
JCP&L Jersey Central Pwr & Lht	JCPL SUB-TRANS SUBS	RED BANK SUB	35300 - Station Equipment	Wiring	\$15,483.37	\$8,658.49	\$6,824.88
JCP&L Jersey Central Pwr & Lht	JCPL SUB-TRANS SUBS	RED BANK SUB	35300 - Station Equipment	Wiring	\$15,502.56	\$2,072.65	\$13,429.91
JCP&L Jersey Central Pwr & Lht	JCPL SUB-TRANS SUBS	RED BANK SUB	35300 - Station Equipment	Circuit Breaker	\$16,033.22	\$6,369.40	\$9,663.82
JCP&L Jersey Central Pwr & Lht	JCPL SUB-TRANS SUBS	RED BANK SUB	35300 - Station Equipment	Controls and Instrumentation	\$16,034.15	\$6,222.65	\$9,811.50
JCP&L Jersey Central Pwr & Lht	JCPL SUB-TRANS SUBS	RED BANK SUB	35300 - Station Equipment	Switch	\$16,638.25	\$6,305.76	\$10,332.49
JCP&L Jersey Central Pwr & Lht	JCPL SUB-TRANS SUBS	RED BANK SUB	35300 - Station Equipment	Circuit Breaker	\$16,740.00	\$8,993.41	\$7,746.59
JCP&L Jersey Central Pwr & Lht	JCPL SUB-TRANS SUBS	RED BANK SUB	35300 - Station Equipment	Switch	\$17,745.56	\$5,157.86	\$12,587.70
JCP&L Jersey Central Pwr & Lht	JCPL SUB-TRANS SUBS	RED BANK SUB	35300 - Station Equipment	Controls and Instrumentation	\$18,362.08	\$5,980.61	\$12,381.47
JCP&L Jersey Central Pwr & Lht	JCPL SUB-TRANS SUBS	RED BANK SUB	35300 - Station Equipment	Arrester, Lightning & Surge Protect	\$18,846.03	\$8,750.60	\$10,095.43
JCP&L Jersey Central Pwr & Lht	JCPL SUB-TRANS SUBS	RED BANK SUB	35300 - Station Equipment	Circuit Breaker	\$19,213.46	\$9,114.21	\$10,099.25
JCP&L Jersey Central Pwr & Lht	JCPL SUB-TRANS SUBS	RED BANK SUB	35300 - Station Equipment	Switch	\$19,278.32	\$2,347.55	\$16,930.77
JCP&L Jersey Central Pwr & Lht	JCPL SUB-TRANS SUBS	RED BANK SUB	35300 - Station Equipment	Foundation - Equipment	\$20,125.39	\$9,344.64	\$10,780.75
JCP&L Jersey Central Pwr & Lht	JCPL SUB-TRANS SUBS	RED BANK SUB	35300 - Station Equipment	Grounding System, Station	\$20,340.00	\$5,002.62	\$15,337.38
JCP&L Jersey Central Pwr & Lht	JCPL SUB-TRANS SUBS	RED BANK SUB	35300 - Station Equipment	Conduit/Duct System	\$21,018.00	\$5,169.37	\$15,848.63
JCP&L Jersey Central Pwr & Lht	JCPL SUB-TRANS SUBS	RED BANK SUB	35300 - Station Equipment	Controls and Instrumentation	\$21,056.01	\$8,364.77	\$12,691.24
JCP&L Jersey Central Pwr & Lht	JCPL SUB-TRANS SUBS	RED BANK SUB	35300 - Station Equipment	Controls and Instrumentation	\$21,236.77	\$6,545.04	\$14,691.73
JCP&L Jersey Central Pwr & Lht	JCPL SUB-TRANS SUBS	RED BANK SUB	35300 - Station Equipment	Transformer, Power	\$21,488.91	\$9,977.75	\$11,511.16

Company	Major Location	Asset Location	Utility Account	Asset Retirement Unit	Book Cost	Allocated Reserve	Net Book Value
JCP&L Jersey Central Pwr & Lht	JCPL SUB-TRANS SUBS	RED BANK SUB	35300 - Station Equipment	Controls and Instrumentation	\$22,673.43	\$10,527.75	\$12,145.68
JCP&L Jersey Central Pwr & Lht	JCPL SUB-TRANS SUBS	RED BANK SUB	35300 - Station Equipment	Non-Unitized	\$23,525.94	\$584.81	\$22,941.13
JCP&L Jersey Central Pwr & Lht	JCPL SUB-TRANS SUBS	RED BANK SUB	35300 - Station Equipment	Reactor	\$23,688.52	\$10,999.07	\$12,689.45
JCP&L Jersey Central Pwr & Lht	JCPL SUB-TRANS SUBS	RED BANK SUB	35300 - Station Equipment	Structural Steel Support	\$23,772.08	\$3,719.15	\$20,052.93
JCP&L Jersey Central Pwr & Lht	JCPL SUB-TRANS SUBS	RED BANK SUB	35300 - Station Equipment	Controls and Instrumentation	\$23,797.18	\$7,125.71	\$16,671.47
JCP&L Jersey Central Pwr & Lht	JCPL SUB-TRANS SUBS	RED BANK SUB	35300 - Station Equipment	Wiring	\$26,260.23	\$8,093.25	\$18,166.98
JCP&L Jersey Central Pwr & Lht	JCPL SUB-TRANS SUBS	RED BANK SUB	35300 - Station Equipment	Transformer, Station Service : Each	\$27,483.68	\$5,722.32	\$21,761.36
JCP&L Jersey Central Pwr & Lht	JCPL SUB-TRANS SUBS	RED BANK SUB	35300 - Station Equipment	Carrier Equipment System	\$27,834.05	\$8,578.29	\$19,255.76
JCP&L Jersey Central Pwr & Lht	JCPL SUB-TRANS SUBS	RED BANK SUB	35300 - Station Equipment	Testing Equipment	\$28,462.64	\$3,805.39	\$24,657.25
JCP&L Jersey Central Pwr & Lht	JCPL SUB-TRANS SUBS	RED BANK SUB	35300 - Station Equipment	Carrier Equipment System	\$29,132.75	\$11,306.06	\$17,826.69
JCP&L Jersey Central Pwr & Lht	JCPL SUB-TRANS SUBS	RED BANK SUB	35300 - Station Equipment	Cabinets/Panels/Consoles	\$31,029.78	\$3,778.54	\$27,251.24
JCP&L Jersey Central Pwr & Lht	JCPL SUB-TRANS SUBS	RED BANK SUB	35300 - Station Equipment	Arrestor, Lightning & Surge Protect	\$33,981.73	\$13,187.88	\$20,793.85
JCP&L Jersey Central Pwr & Lht	JCPL SUB-TRANS SUBS	RED BANK SUB	35300 - Station Equipment	Circuit Breaker	\$34,397.89	\$18,855.72	\$15,542.17
JCP&L Jersey Central Pwr & Lht	JCPL SUB-TRANS SUBS	RED BANK SUB	35300 - Station Equipment	Carrier Equipment System	\$36,081.21	\$16,753.26	\$19,327.95
JCP&L Jersey Central Pwr & Lht	JCPL SUB-TRANS SUBS	RED BANK SUB	35300 - Station Equipment	Non-Unitized	\$36,140.91	\$2,554.87	\$33,586.04
JCP&L Jersey Central Pwr & Lht	JCPL SUB-TRANS SUBS	RED BANK SUB	35300 - Station Equipment	Foundation - Equipment	\$38,849.04	\$15,433.27	\$23,415.77
JCP&L Jersey Central Pwr & Lht	JCPL SUB-TRANS SUBS	RED BANK SUB	35300 - Station Equipment	Circuit Breaker	\$40,667.68	\$1,010.92	\$39,656.76
JCP&L Jersey Central Pwr & Lht	JCPL SUB-TRANS SUBS	RED BANK SUB	35300 - Station Equipment	Controls and Instrumentation	\$42,544.50	\$10,463.82	\$32,080.68
JCP&L Jersey Central Pwr & Lht	JCPL SUB-TRANS SUBS	RED BANK SUB	35300 - Station Equipment	Control Wiring	\$42,667.79	\$5,195.72	\$37,472.07
JCP&L Jersey Central Pwr & Lht	JCPL SUB-TRANS SUBS	RED BANK SUB	35300 - Station Equipment	Transformer, Instrument	\$43,605.34	\$13,056.97	\$30,548.37
JCP&L Jersey Central Pwr & Lht	JCPL SUB-TRANS SUBS	RED BANK SUB	35300 - Station Equipment	Wiring	\$44,990.66	\$13,471.79	\$31,518.87
JCP&L Jersey Central Pwr & Lht	JCPL SUB-TRANS SUBS	RED BANK SUB	35300 - Station Equipment	Circuit Switcher	\$47,356.50	\$9,860.01	\$37,496.49
JCP&L Jersey Central Pwr & Lht	JCPL SUB-TRANS SUBS	RED BANK SUB	35300 - Station Equipment	Switchgear	\$47,366.92	\$17,951.67	\$29,415.25
JCP&L Jersey Central Pwr & Lht	JCPL SUB-TRANS SUBS	RED BANK SUB	35300 - Station Equipment	Circuit Breaker	\$49,606.92	\$6,040.70	\$43,566.22
JCP&L Jersey Central Pwr & Lht	JCPL SUB-TRANS SUBS	RED BANK SUB	35300 - Station Equipment	Switchgear	\$50,677.64	\$20,132.34	\$30,545.30
JCP&L Jersey Central Pwr & Lht	JCPL SUB-TRANS SUBS	RED BANK SUB	35300 - Station Equipment	Structure	\$50,699.71	\$20,141.10	\$30,558.61
JCP&L Jersey Central Pwr & Lht	JCPL SUB-TRANS SUBS	RED BANK SUB	35300 - Station Equipment	Switch	\$51,641.94	\$4,991.24	\$46,650.70
JCP&L Jersey Central Pwr & Lht	JCPL SUB-TRANS SUBS	RED BANK SUB	35300 - Station Equipment	Switch	\$53,379.86	\$15,983.81	\$37,396.05
JCP&L Jersey Central Pwr & Lht	JCPL SUB-TRANS SUBS	RED BANK SUB	35300 - Station Equipment	Capacitor Bank	\$59,065.56	\$15,596.63	\$43,468.93
JCP&L Jersey Central Pwr & Lht	JCPL SUB-TRANS SUBS	RED BANK SUB	35300 - Station Equipment	Transformer, Power	\$60,296.42	\$23,953.52	\$36,342.90
JCP&L Jersey Central Pwr & Lht	JCPL SUB-TRANS SUBS	RED BANK SUB	35300 - Station Equipment	Capacitor Bank	\$64,648.23	\$19,357.96	\$45,290.27
JCP&L Jersey Central Pwr & Lht	JCPL SUB-TRANS SUBS	RED BANK SUB	35300 - Station Equipment	Conduit/Duct System	\$70,547.83	\$32,756.82	\$37,791.01
JCP&L Jersey Central Pwr & Lht	JCPL SUB-TRANS SUBS	RED BANK SUB	35300 - Station Equipment	Capacitor Bank	\$73,677.37	\$9,850.48	\$63,826.89
JCP&L Jersey Central Pwr & Lht	JCPL SUB-TRANS SUBS	RED BANK SUB	35300 - Station Equipment	Bushings	\$76,622.57	\$5,333.23	\$71,289.34
JCP&L Jersey Central Pwr & Lht	JCPL SUB-TRANS SUBS	RED BANK SUB	35300 - Station Equipment	Grounding System, Station	\$77,566.98	\$36,015.97	\$41,551.01
JCP&L Jersey Central Pwr & Lht	JCPL SUB-TRANS SUBS	RED BANK SUB	35300 - Station Equipment	RTU - SCADA	\$79,674.04	\$4,402.76	\$75,271.28
JCP&L Jersey Central Pwr & Lht	JCPL SUB-TRANS SUBS	RED BANK SUB	35300 - Station Equipment	Switchgear	\$80,296.69	\$37,283.43	\$43,013.26
JCP&L Jersey Central Pwr & Lht	JCPL SUB-TRANS SUBS	RED BANK SUB	35300 - Station Equipment	Foundation - Equipment	\$81,360.00	\$20,010.48	\$61,349.52
JCP&L Jersey Central Pwr & Lht	JCPL SUB-TRANS SUBS	RED BANK SUB	35300 - Station Equipment	Circuit Breaker	\$92,220.23	\$12,329.63	\$79,890.60
JCP&L Jersey Central Pwr & Lht	JCPL SUB-TRANS SUBS	RED BANK SUB	35300 - Station Equipment	Carrier Equipment System	\$101,981.14	\$25,082.25	\$76,898.89
JCP&L Jersey Central Pwr & Lht	JCPL SUB-TRANS SUBS	RED BANK SUB	35300 - Station Equipment	Arrestor, Lightning & Surge Protect	\$111,876.20	\$34,479.56	\$77,396.64
JCP&L Jersey Central Pwr & Lht	JCPL SUB-TRANS SUBS	RED BANK SUB	35300 - Station Equipment	Circuit Breaker	\$113,622.76	\$33,025.14	\$80,597.62
JCP&L Jersey Central Pwr & Lht	JCPL SUB-TRANS SUBS	RED BANK SUB	35300 - Station Equipment	Switch	\$122,458.24	\$56,859.91	\$65,598.33
JCP&L Jersey Central Pwr & Lht	JCPL SUB-TRANS SUBS	RED BANK SUB	35300 - Station Equipment	Wiring	\$123,645.67	\$30,410.64	\$93,235.03
JCP&L Jersey Central Pwr & Lht	JCPL SUB-TRANS SUBS	RED BANK SUB	35300 - Station Equipment	Minor Station Equipment	\$136,196.53	\$54,105.80	\$82,090.73
JCP&L Jersey Central Pwr & Lht	JCPL SUB-TRANS SUBS	RED BANK SUB	35300 - Station Equipment	Structure	\$143,955.98	\$66,841.76	\$77,114.22
JCP&L Jersey Central Pwr & Lht	JCPL SUB-TRANS SUBS	RED BANK SUB	35300 - Station Equipment	Switch	\$144,685.44	\$57,478.13	\$87,207.31
JCP&L Jersey Central Pwr & Lht	JCPL SUB-TRANS SUBS	RED BANK SUB	35300 - Station Equipment	Circuit Breaker	\$153,329.99	\$71,194.31	\$82,135.68
JCP&L Jersey Central Pwr & Lht	JCPL SUB-TRANS SUBS	RED BANK SUB	35300 - Station Equipment	Transformer, Power	\$155,514.40	\$76,950.87	\$78,563.53
JCP&L Jersey Central Pwr & Lht	JCPL SUB-TRANS SUBS	RED BANK SUB	35300 - Station Equipment	Wiring	\$166,800.91	\$77,449.14	\$89,351.77
JCP&L Jersey Central Pwr & Lht	JCPL SUB-TRANS SUBS	RED BANK SUB	35300 - Station Equipment	Wiring	\$171,565.91	\$68,156.73	\$103,409.18
JCP&L Jersey Central Pwr & Lht	JCPL SUB-TRANS SUBS	RED BANK SUB	35300 - Station Equipment	Bushings	\$179,151.85	\$14,938.42	\$164,213.43
JCP&L Jersey Central Pwr & Lht	JCPL SUB-TRANS SUBS	RED BANK SUB	35300 - Station Equipment	Circuit Switcher	\$204,401.40	\$24,890.25	\$179,511.15
JCP&L Jersey Central Pwr & Lht	JCPL SUB-TRANS SUBS	RED BANK SUB	35300 - Station Equipment	Switch	\$244,168.96	\$75,251.38	\$168,917.58
JCP&L Jersey Central Pwr & Lht	JCPL SUB-TRANS SUBS	RED BANK SUB	35300 - Station Equipment	Capacitor Bank	\$260,910.12	\$61,767.03	\$199,143.09
JCP&L Jersey Central Pwr & Lht	JCPL SUB-TRANS SUBS	RED BANK SUB	35300 - Station Equipment	Switch	\$266,872.05	\$65,637.15	\$201,234.90
JCP&L Jersey Central Pwr & Lht	JCPL SUB-TRANS SUBS	RED BANK SUB	35300 - Station Equipment	Switchgear	\$301,823.73	\$74,233.51	\$227,590.22
JCP&L Jersey Central Pwr & Lht	JCPL SUB-TRANS SUBS	RED BANK SUB	35300 - Station Equipment	Circuit Breaker	\$310,661.78	\$30,025.73	\$280,636.05

Company	Major Location	Asset Location	Utility Account	Asset Retirement Unit	Book Cost	Allocated Reserve	Net Book Value
JCP&L Jersey Central Pwr & Lht	JCPL SUB-TRANS SUBS	RED BANK SUB	35300 - Station Equipment	Transformer, Power	\$329,954.16	\$184,514.39	\$145,439.77
JCP&L Jersey Central Pwr & Lht	JCPL SUB-TRANS SUBS	RED BANK SUB	35300 - Station Equipment	Circuit Switcher	\$372,584.87	\$49,813.70	\$322,771.17
JCP&L Jersey Central Pwr & Lht	JCPL SUB-TRANS SUBS	RED BANK SUB	35300 - Station Equipment	Circuit Breaker	\$979,593.04	\$240,930.80	\$738,662.24
JCP&L Jersey Central Pwr & Lht	JCPL SUB-TRANS SUBS	RED BANK SUB	35300 - Station Equipment	Transformer, Power	\$2,274,229.08	\$404,645.50	\$1,869,583.58
		RED BANK SUB Total			\$10,006,533.84	\$2,634,791.60	\$7,371,742.24
JCP&L Jersey Central Pwr & Lht	JCPL DIST SUBS	RIVERDALE SUB	35300 - Station Equipment	Circuit Breaker	\$49,774.31	\$2,025.03	\$47,749.28
		RIVERDALE SUB Total			\$49,774.31	\$2,025.03	\$47,749.28
JCP&L Jersey Central Pwr & Lht	JCPL SUB-TRANS SUBS	ROCKAWAY SUBTRAN SUB	35300 - Station Equipment	Controls and Instrumentation	\$2.04	\$1.48	\$0.56
JCP&L Jersey Central Pwr & Lht	JCPL SUB-TRANS SUBS	ROCKAWAY SUBTRAN SUB	35300 - Station Equipment	Minor Station Equipment	\$15.00	\$10.68	\$4.32
JCP&L Jersey Central Pwr & Lht	JCPL SUB-TRANS SUBS	ROCKAWAY SUBTRAN SUB	35300 - Station Equipment	Arrester, Lightning & Surge Protect	\$34.47	\$27.92	\$6.55
JCP&L Jersey Central Pwr & Lht	JCPL SUB-TRANS SUBS	ROCKAWAY SUBTRAN SUB	35300 - Station Equipment	Controls and Instrumentation	\$41.54	\$23.23	\$18.31
JCP&L Jersey Central Pwr & Lht	JCPL SUB-TRANS SUBS	ROCKAWAY SUBTRAN SUB	35300 - Station Equipment	Wiring	\$55.04	\$34.56	\$20.48
JCP&L Jersey Central Pwr & Lht	JCPL SUB-TRANS SUBS	ROCKAWAY SUBTRAN SUB	35300 - Station Equipment	Controls and Instrumentation	\$56.12	\$29.54	\$26.58
JCP&L Jersey Central Pwr & Lht	JCPL SUB-TRANS SUBS	ROCKAWAY SUBTRAN SUB	35300 - Station Equipment	Conduit/Duct System	\$66.43	\$34.97	\$31.46
JCP&L Jersey Central Pwr & Lht	JCPL SUB-TRANS SUBS	ROCKAWAY SUBTRAN SUB	35300 - Station Equipment	Carrier Equipment System	\$75.00	\$47.09	\$27.91
JCP&L Jersey Central Pwr & Lht	JCPL SUB-TRANS SUBS	ROCKAWAY SUBTRAN SUB	35300 - Station Equipment	Fire Protection System for Equipmnt	\$76.74	\$52.78	\$23.96
JCP&L Jersey Central Pwr & Lht	JCPL SUB-TRANS SUBS	ROCKAWAY SUBTRAN SUB	35300 - Station Equipment	Controls and Instrumentation	\$84.64	\$53.14	\$31.50
JCP&L Jersey Central Pwr & Lht	JCPL SUB-TRANS SUBS	ROCKAWAY SUBTRAN SUB	35300 - Station Equipment	Structure	\$118.81	\$76.01	\$42.80
JCP&L Jersey Central Pwr & Lht	JCPL SUB-TRANS SUBS	ROCKAWAY SUBTRAN SUB	35300 - Station Equipment	Conduit/Duct System	\$119.94	\$75.31	\$44.63
JCP&L Jersey Central Pwr & Lht	JCPL SUB-TRANS SUBS	ROCKAWAY SUBTRAN SUB	35300 - Station Equipment	Wood Pole	\$139.58	\$69.07	\$70.51
JCP&L Jersey Central Pwr & Lht	JCPL SUB-TRANS SUBS	ROCKAWAY SUBTRAN SUB	35300 - Station Equipment	Grounding System, Station	\$153.20	\$71.14	\$82.06
JCP&L Jersey Central Pwr & Lht	JCPL SUB-TRANS SUBS	ROCKAWAY SUBTRAN SUB	35300 - Station Equipment	Grounding System, Station	\$211.03	\$118.01	\$93.02
JCP&L Jersey Central Pwr & Lht	JCPL SUB-TRANS SUBS	ROCKAWAY SUBTRAN SUB	35300 - Station Equipment	Conduit/Duct System	\$252.38	\$182.82	\$69.56
JCP&L Jersey Central Pwr & Lht	JCPL SUB-TRANS SUBS	ROCKAWAY SUBTRAN SUB	35300 - Station Equipment	Controls and Instrumentation	\$308.97	\$149.70	\$159.27
JCP&L Jersey Central Pwr & Lht	JCPL SUB-TRANS SUBS	ROCKAWAY SUBTRAN SUB	35300 - Station Equipment	Wiring	\$329.32	\$184.16	\$145.16
JCP&L Jersey Central Pwr & Lht	JCPL SUB-TRANS SUBS	ROCKAWAY SUBTRAN SUB	35300 - Station Equipment	Transformer, Power	\$372.54	\$180.50	\$192.04
JCP&L Jersey Central Pwr & Lht	JCPL SUB-TRANS SUBS	ROCKAWAY SUBTRAN SUB	35300 - Station Equipment	Wiring	\$380.37	\$117.23	\$263.14
JCP&L Jersey Central Pwr & Lht	JCPL SUB-TRANS SUBS	ROCKAWAY SUBTRAN SUB	35300 - Station Equipment	Structure	\$425.70	\$247.62	\$178.08
JCP&L Jersey Central Pwr & Lht	JCPL SUB-TRANS SUBS	ROCKAWAY SUBTRAN SUB	35300 - Station Equipment	Carrier Equipment System	\$479.22	\$222.51	\$256.71
JCP&L Jersey Central Pwr & Lht	JCPL SUB-TRANS SUBS	ROCKAWAY SUBTRAN SUB	35300 - Station Equipment	Controls and Instrumentation	\$512.51	\$253.60	\$258.91
JCP&L Jersey Central Pwr & Lht	JCPL SUB-TRANS SUBS	ROCKAWAY SUBTRAN SUB	35300 - Station Equipment	Grounding System, Station	\$543.47	\$496.20	\$47.27
JCP&L Jersey Central Pwr & Lht	JCPL SUB-TRANS SUBS	ROCKAWAY SUBTRAN SUB	35300 - Station Equipment	Conduit/Duct System	\$557.55	\$258.89	\$298.66
JCP&L Jersey Central Pwr & Lht	JCPL SUB-TRANS SUBS	ROCKAWAY SUBTRAN SUB	35300 - Station Equipment	Grounding System, Station	\$658.25	\$476.82	\$181.43
JCP&L Jersey Central Pwr & Lht	JCPL SUB-TRANS SUBS	ROCKAWAY SUBTRAN SUB	35300 - Station Equipment	Conduit/Duct System	\$787.19	\$381.41	\$405.78
JCP&L Jersey Central Pwr & Lht	JCPL SUB-TRANS SUBS	ROCKAWAY SUBTRAN SUB	35300 - Station Equipment	Transformer, Power	\$789.14	\$358.59	\$430.55
JCP&L Jersey Central Pwr & Lht	JCPL SUB-TRANS SUBS	ROCKAWAY SUBTRAN SUB	35300 - Station Equipment	Structure	\$822.47	\$406.97	\$415.50
JCP&L Jersey Central Pwr & Lht	JCPL SUB-TRANS SUBS	ROCKAWAY SUBTRAN SUB	35300 - Station Equipment	Wood Pole	\$862.41	\$551.73	\$310.68
JCP&L Jersey Central Pwr & Lht	JCPL SUB-TRANS SUBS	ROCKAWAY SUBTRAN SUB	35300 - Station Equipment	Yard Surfacing	\$979.62	\$54.13	\$925.49
JCP&L Jersey Central Pwr & Lht	JCPL SUB-TRANS SUBS	ROCKAWAY SUBTRAN SUB	35300 - Station Equipment	Controls and Instrumentation	\$994.33	\$461.69	\$532.64
JCP&L Jersey Central Pwr & Lht	JCPL SUB-TRANS SUBS	ROCKAWAY SUBTRAN SUB	35300 - Station Equipment	Grounding System, Station	\$1,014.61	\$312.70	\$701.91
JCP&L Jersey Central Pwr & Lht	JCPL SUB-TRANS SUBS	ROCKAWAY SUBTRAN SUB	35300 - Station Equipment	Grounding System, Station	\$1,095.26	\$541.95	\$553.31
JCP&L Jersey Central Pwr & Lht	JCPL SUB-TRANS SUBS	ROCKAWAY SUBTRAN SUB	35300 - Station Equipment	Fuse Equipment	\$1,097.96	\$328.77	\$769.19
JCP&L Jersey Central Pwr & Lht	JCPL SUB-TRANS SUBS	ROCKAWAY SUBTRAN SUB	35300 - Station Equipment	Controls and Instrumentation	\$1,212.34	\$691.50	\$520.84
JCP&L Jersey Central Pwr & Lht	JCPL SUB-TRANS SUBS	ROCKAWAY SUBTRAN SUB	35300 - Station Equipment	Grounding System, Station	\$1,243.64	\$602.58	\$641.06
JCP&L Jersey Central Pwr & Lht	JCPL SUB-TRANS SUBS	ROCKAWAY SUBTRAN SUB	35300 - Station Equipment	Minor Station Equipment	\$1,302.90	\$401.55	\$901.35
JCP&L Jersey Central Pwr & Lht	JCPL SUB-TRANS SUBS	ROCKAWAY SUBTRAN SUB	35300 - Station Equipment	Conduit/Duct System	\$1,408.35	\$803.31	\$605.04
JCP&L Jersey Central Pwr & Lht	JCPL SUB-TRANS SUBS	ROCKAWAY SUBTRAN SUB	35300 - Station Equipment	Switch	\$1,428.47	\$706.83	\$721.64
JCP&L Jersey Central Pwr & Lht	JCPL SUB-TRANS SUBS	ROCKAWAY SUBTRAN SUB	35300 - Station Equipment	Conduit/Duct System	\$1,436.19	\$442.62	\$993.57
JCP&L Jersey Central Pwr & Lht	JCPL SUB-TRANS SUBS	ROCKAWAY SUBTRAN SUB	35300 - Station Equipment	Capacitor Bank	\$1,479.72	\$494.94	\$984.78
JCP&L Jersey Central Pwr & Lht	JCPL SUB-TRANS SUBS	ROCKAWAY SUBTRAN SUB	35300 - Station Equipment	Switch	\$1,580.00	\$973.62	\$606.38
JCP&L Jersey Central Pwr & Lht	JCPL SUB-TRANS SUBS	ROCKAWAY SUBTRAN SUB	35300 - Station Equipment	Cable Trench	\$1,680.94	\$92.88	\$1,588.06
JCP&L Jersey Central Pwr & Lht	JCPL SUB-TRANS SUBS	ROCKAWAY SUBTRAN SUB	35300 - Station Equipment	Conduit/Duct System	\$1,850.84	\$1,035.01	\$815.83
JCP&L Jersey Central Pwr & Lht	JCPL SUB-TRANS SUBS	ROCKAWAY SUBTRAN SUB	35300 - Station Equipment	Wiring	\$2,151.91	\$1,227.42	\$924.49
JCP&L Jersey Central Pwr & Lht	JCPL SUB-TRANS SUBS	ROCKAWAY SUBTRAN SUB	35300 - Station Equipment	Arrester, Lightning & Surge Protect	\$2,168.18	\$1,072.85	\$1,095.33
JCP&L Jersey Central Pwr & Lht	JCPL SUB-TRANS SUBS	ROCKAWAY SUBTRAN SUB	35300 - Station Equipment	Fuse Equipment	\$2,321.38	\$1,124.76	\$1,196.62
JCP&L Jersey Central Pwr & Lht	JCPL SUB-TRANS SUBS	ROCKAWAY SUBTRAN SUB	35300 - Station Equipment	Structure	\$2,598.95	\$2,372.89	\$226.06
JCP&L Jersey Central Pwr & Lht	JCPL SUB-TRANS SUBS	ROCKAWAY SUBTRAN SUB	35300 - Station Equipment	Capacitor Bank	\$2,710.76	\$1,313.42	\$1,397.34
JCP&L Jersey Central Pwr & Lht	JCPL SUB-TRANS SUBS	ROCKAWAY SUBTRAN SUB	35300 - Station Equipment	Bus-Insulators	\$2,725.15	\$150.59	\$2,574.56

Company	Major Location	Asset Location	Utility Account	Asset Retirement Unit	Book Cost	Allocated Reserve	Net Book Value
JCP&L Jersey Central Pwr & Lht	JCPL SUB-TRANS SUBS	ROCKAWAY SUBTRAN SUB	35300 - Station Equipment	Relays	\$2,733.62	\$365.48	\$2,368.14
JCP&L Jersey Central Pwr & Lht	JCPL SUB-TRANS SUBS	ROCKAWAY SUBTRAN SUB	35300 - Station Equipment	Fuse Equipment	\$3,012.07	\$1,490.42	\$1,521.65
JCP&L Jersey Central Pwr & Lht	JCPL SUB-TRANS SUBS	ROCKAWAY SUBTRAN SUB	35300 - Station Equipment	Structure	\$3,014.33	\$1,460.51	\$1,553.82
JCP&L Jersey Central Pwr & Lht	JCPL SUB-TRANS SUBS	ROCKAWAY SUBTRAN SUB	35300 - Station Equipment	Structure	\$3,624.63	\$1,117.09	\$2,507.54
JCP&L Jersey Central Pwr & Lht	JCPL SUB-TRANS SUBS	ROCKAWAY SUBTRAN SUB	35300 - Station Equipment	Switchgear	\$3,955.42	\$1,916.48	\$2,038.94
JCP&L Jersey Central Pwr & Lht	JCPL SUB-TRANS SUBS	ROCKAWAY SUBTRAN SUB	35300 - Station Equipment	Battery Charger	\$4,575.29	\$252.83	\$4,322.46
JCP&L Jersey Central Pwr & Lht	JCPL SUB-TRANS SUBS	ROCKAWAY SUBTRAN SUB	35300 - Station Equipment	Fuse Equipment	\$5,045.05	\$278.79	\$4,766.26
JCP&L Jersey Central Pwr & Lht	JCPL SUB-TRANS SUBS	ROCKAWAY SUBTRAN SUB	35300 - Station Equipment	Switchgear	\$5,148.41	\$1,496.41	\$3,652.00
JCP&L Jersey Central Pwr & Lht	JCPL SUB-TRANS SUBS	ROCKAWAY SUBTRAN SUB	35300 - Station Equipment	Controls and Instrumentation	\$5,232.13	\$1,612.52	\$3,619.61
JCP&L Jersey Central Pwr & Lht	JCPL SUB-TRANS SUBS	ROCKAWAY SUBTRAN SUB	35300 - Station Equipment	Wiring	\$5,387.88	\$2,610.54	\$2,777.34
JCP&L Jersey Central Pwr & Lht	JCPL SUB-TRANS SUBS	ROCKAWAY SUBTRAN SUB	35300 - Station Equipment	Wiring	\$5,711.22	\$2,885.46	\$2,825.76
JCP&L Jersey Central Pwr & Lht	JCPL SUB-TRANS SUBS	ROCKAWAY SUBTRAN SUB	35300 - Station Equipment	Wiring	\$5,745.57	\$2,667.78	\$3,077.79
JCP&L Jersey Central Pwr & Lht	JCPL SUB-TRANS SUBS	ROCKAWAY SUBTRAN SUB	35300 - Station Equipment	Switch	\$7,175.33	\$3,331.65	\$3,843.68
JCP&L Jersey Central Pwr & Lht	JCPL SUB-TRANS SUBS	ROCKAWAY SUBTRAN SUB	35300 - Station Equipment	Conduit/Duct System	\$7,224.72	\$399.24	\$6,825.48
JCP&L Jersey Central Pwr & Lht	JCPL SUB-TRANS SUBS	ROCKAWAY SUBTRAN SUB	35300 - Station Equipment	Switch	\$7,337.65	\$3,707.17	\$3,630.48
JCP&L Jersey Central Pwr & Lht	JCPL SUB-TRANS SUBS	ROCKAWAY SUBTRAN SUB	35300 - Station Equipment	Arrester, Lightning & Surge Protect	\$7,416.19	\$409.82	\$7,006.37
JCP&L Jersey Central Pwr & Lht	JCPL SUB-TRANS SUBS	ROCKAWAY SUBTRAN SUB	35300 - Station Equipment	Conduit/Duct System	\$7,654.19	\$3,787.40	\$3,866.79
JCP&L Jersey Central Pwr & Lht	JCPL SUB-TRANS SUBS	ROCKAWAY SUBTRAN SUB	35300 - Station Equipment	Insulator - transmission	\$7,729.72	\$427.14	\$7,302.58
JCP&L Jersey Central Pwr & Lht	JCPL SUB-TRANS SUBS	ROCKAWAY SUBTRAN SUB	35300 - Station Equipment	Battery System	\$7,885.05	\$435.72	\$7,449.33
JCP&L Jersey Central Pwr & Lht	JCPL SUB-TRANS SUBS	ROCKAWAY SUBTRAN SUB	35300 - Station Equipment	Switchgear	\$11,261.64	\$3,372.13	\$7,889.51
JCP&L Jersey Central Pwr & Lht	JCPL SUB-TRANS SUBS	ROCKAWAY SUBTRAN SUB	35300 - Station Equipment	Controls and Instrumentation	\$14,082.46	\$6,399.19	\$7,683.27
JCP&L Jersey Central Pwr & Lht	JCPL SUB-TRANS SUBS	ROCKAWAY SUBTRAN SUB	35300 - Station Equipment	Transformer, Station Service : Each	\$823.26	\$823.26	\$14,074.78
JCP&L Jersey Central Pwr & Lht	JCPL SUB-TRANS SUBS	ROCKAWAY SUBTRAN SUB	35300 - Station Equipment	Arrester, Lightning Mass	\$14,919.08	\$824.43	\$14,094.65
JCP&L Jersey Central Pwr & Lht	JCPL SUB-TRANS SUBS	ROCKAWAY SUBTRAN SUB	35300 - Station Equipment	Fuse Equipment	\$15,128.31	\$4,662.45	\$10,465.86
JCP&L Jersey Central Pwr & Lht	JCPL SUB-TRANS SUBS	ROCKAWAY SUBTRAN SUB	35300 - Station Equipment	Conduit	\$15,565.27	\$2,081.03	\$13,484.24
JCP&L Jersey Central Pwr & Lht	JCPL SUB-TRANS SUBS	ROCKAWAY SUBTRAN SUB	35300 - Station Equipment	Switch	\$16,693.15	\$4,998.52	\$11,694.63
JCP&L Jersey Central Pwr & Lht	JCPL SUB-TRANS SUBS	ROCKAWAY SUBTRAN SUB	35300 - Station Equipment	Grounding System, Station	\$21,707.74	\$1,199.56	\$20,508.18
JCP&L Jersey Central Pwr & Lht	JCPL SUB-TRANS SUBS	ROCKAWAY SUBTRAN SUB	35300 - Station Equipment	Switch	\$26,487.68	\$1,463.69	\$25,023.99
JCP&L Jersey Central Pwr & Lht	JCPL SUB-TRANS SUBS	ROCKAWAY SUBTRAN SUB	35300 - Station Equipment	Disconnect Switch	\$26,632.52	\$1,471.70	\$25,160.82
JCP&L Jersey Central Pwr & Lht	JCPL SUB-TRANS SUBS	ROCKAWAY SUBTRAN SUB	35300 - Station Equipment	Switch	\$27,775.74	\$8,560.31	\$19,215.43
JCP&L Jersey Central Pwr & Lht	JCPL SUB-TRANS SUBS	ROCKAWAY SUBTRAN SUB	35300 - Station Equipment	Fuse Equipment	\$29,920.70	\$4,345.95	\$25,574.75
JCP&L Jersey Central Pwr & Lht	JCPL SUB-TRANS SUBS	ROCKAWAY SUBTRAN SUB	35300 - Station Equipment	Control Wiring	\$33,765.84	\$1,865.89	\$31,899.95
JCP&L Jersey Central Pwr & Lht	JCPL SUB-TRANS SUBS	ROCKAWAY SUBTRAN SUB	35300 - Station Equipment	Transformer, Power	\$35,763.26	\$17,696.20	\$18,067.06
JCP&L Jersey Central Pwr & Lht	JCPL SUB-TRANS SUBS	ROCKAWAY SUBTRAN SUB	35300 - Station Equipment	Transformer, Potential : Each	\$37,369.30	\$2,065.01	\$35,304.29
JCP&L Jersey Central Pwr & Lht	JCPL SUB-TRANS SUBS	ROCKAWAY SUBTRAN SUB	35300 - Station Equipment	Transformer, Power	\$38,626.00	\$18,322.85	\$20,303.15
JCP&L Jersey Central Pwr & Lht	JCPL SUB-TRANS SUBS	ROCKAWAY SUBTRAN SUB	35300 - Station Equipment	Switchgear	\$45,001.43	\$22,267.39	\$22,734.04
JCP&L Jersey Central Pwr & Lht	JCPL SUB-TRANS SUBS	ROCKAWAY SUBTRAN SUB	35300 - Station Equipment	Reactor	\$45,752.81	\$2,528.28	\$43,224.53
JCP&L Jersey Central Pwr & Lht	JCPL SUB-TRANS SUBS	ROCKAWAY SUBTRAN SUB	35300 - Station Equipment	Air Break	\$51,345.46	\$2,837.32	\$48,508.14
JCP&L Jersey Central Pwr & Lht	JCPL SUB-TRANS SUBS	ROCKAWAY SUBTRAN SUB	35300 - Station Equipment	Capacitor Bank	\$55,312.42	\$17,046.95	\$38,265.47
JCP&L Jersey Central Pwr & Lht	JCPL SUB-TRANS SUBS	ROCKAWAY SUBTRAN SUB	35300 - Station Equipment	Switchgear	\$74,720.91	\$34,694.48	\$40,026.43
JCP&L Jersey Central Pwr & Lht	JCPL SUB-TRANS SUBS	ROCKAWAY SUBTRAN SUB	35300 - Station Equipment	Cable, Wiring	\$83,802.97	\$4,630.91	\$79,172.06
JCP&L Jersey Central Pwr & Lht	JCPL SUB-TRANS SUBS	ROCKAWAY SUBTRAN SUB	35300 - Station Equipment	Transformer, Current : Each	\$120,375.23	\$6,651.88	\$113,723.35
JCP&L Jersey Central Pwr & Lht	JCPL SUB-TRANS SUBS	ROCKAWAY SUBTRAN SUB	35300 - Station Equipment	Conduit	\$151,658.84	\$8,380.60	\$143,278.24
JCP&L Jersey Central Pwr & Lht	JCPL SUB-TRANS SUBS	ROCKAWAY SUBTRAN SUB	35300 - Station Equipment	Bus	\$171,919.90	\$9,500.22	\$162,419.68
JCP&L Jersey Central Pwr & Lht	JCPL SUB-TRANS SUBS	ROCKAWAY SUBTRAN SUB	35300 - Station Equipment	Foundation - Equipment	\$180,996.87	\$10,001.81	\$170,995.06
JCP&L Jersey Central Pwr & Lht	JCPL SUB-TRANS SUBS	ROCKAWAY SUBTRAN SUB	35300 - Station Equipment	Structure	\$186,035.56	\$10,280.24	\$175,755.32
JCP&L Jersey Central Pwr & Lht	JCPL SUB-TRANS SUBS	ROCKAWAY SUBTRAN SUB	35300 - Station Equipment	Cabinets/Panels/Consoles	\$262,029.22	\$14,479.62	\$247,549.60
JCP&L Jersey Central Pwr & Lht	JCPL SUB-TRANS SUBS	ROCKAWAY SUBTRAN SUB	35300 - Station Equipment	Capacitor Bank	\$440,331.61	\$82,893.70	\$357,437.91
JCP&L Jersey Central Pwr & Lht	JCPL SUB-TRANS SUBS	ROCKAWAY SUBTRAN SUB	35300 - Station Equipment	Circuit Breaker	\$582,703.99	\$32,199.96	\$550,504.03
		ROCKAWAY SUBTRAN SUB Total			\$2,982,004.99	\$389,597.68	\$2,592,407.31
JCP&L Jersey Central Pwr & Lht	JCPL SUB-TRANS SUBS	ROOSEVELT SWITCHING STATION	35300 - Station Equipment	Grounding System, Station	\$681.03	\$365.88	\$315.15
JCP&L Jersey Central Pwr & Lht	JCPL SUB-TRANS SUBS	ROOSEVELT SWITCHING STATION	35300 - Station Equipment	Wiring	\$1,711.67	\$919.58	\$792.09
JCP&L Jersey Central Pwr & Lht	JCPL SUB-TRANS SUBS	ROOSEVELT SWITCHING STATION	35300 - Station Equipment	Structure	\$2,957.90	\$1,589.10	\$1,368.80
JCP&L Jersey Central Pwr & Lht	JCPL SUB-TRANS SUBS	ROOSEVELT SWITCHING STATION	35300 - Station Equipment	Switch	\$8,384.97	\$4,504.75	\$3,880.22
		ROOSEVELT SWITCHING STATION Total			\$13,735.57	\$7,379.30	\$6,356.27
JCP&L Jersey Central Pwr & Lht	JCPL TRANS SUBS	SAYREVILLER SUB	35300 - Station Equipment	Controls and Instrumentation	\$36,068.52	\$17,140.20	\$18,928.32
		SAYREVILLER SUB Total			\$36,068.52	\$17,140.20	\$18,928.32
JCP&L Jersey Central Pwr & Lht	JCPL TRANS SUBS	SMITHBURG SUB	35300 - Station Equipment	Non-Unitized	(\$884,227.75)	(\$7,463.12)	(\$876,764.63)

Company	Major Location	Asset Location	Utility Account	Asset Retirement Unit	Book Cost	Allocated Reserve	Net Book Value
JCP&L Jersey Central Pwr & Lht	JCPL TRANS SUBS	SMITHBURG SUB	35300 - Station Equipment	Non-Unitized	(\$4.53)	(\$0.19)	(\$4.34)
JCP&L Jersey Central Pwr & Lht	JCPL TRANS SUBS	SMITHBURG SUB	35300 - Station Equipment	Misc Tools & Equipment	\$81.39	\$42.19	\$39.20
JCP&L Jersey Central Pwr & Lht	JCPL TRANS SUBS	SMITHBURG SUB	35300 - Station Equipment	Misc Tools & Equipment	\$87.37	\$50.20	\$37.17
JCP&L Jersey Central Pwr & Lht	JCPL TRANS SUBS	SMITHBURG SUB	35300 - Station Equipment	Office Furniture	\$209.81	\$95.32	\$114.49
JCP&L Jersey Central Pwr & Lht	JCPL TRANS SUBS	SMITHBURG SUB	35300 - Station Equipment	Grounding System, Station	\$286.97	\$28.33	\$258.64
JCP&L Jersey Central Pwr & Lht	JCPL TRANS SUBS	SMITHBURG SUB	35300 - Station Equipment	Control Wiring	\$466.83	\$52.32	\$414.51
JCP&L Jersey Central Pwr & Lht	JCPL TRANS SUBS	SMITHBURG SUB	35300 - Station Equipment	Arrester, Lightning & Surge Protect	\$509.44	\$82.38	\$427.06
JCP&L Jersey Central Pwr & Lht	JCPL TRANS SUBS	SMITHBURG SUB	35300 - Station Equipment	Minor Station Equipment	\$635.68	\$176.59	\$459.09
JCP&L Jersey Central Pwr & Lht	JCPL TRANS SUBS	SMITHBURG SUB	35300 - Station Equipment	Microwave System	\$946.97	\$317.84	\$629.13
JCP&L Jersey Central Pwr & Lht	JCPL TRANS SUBS	SMITHBURG SUB	35300 - Station Equipment	Bus-Insulators	\$1,391.49	\$137.37	\$1,254.12
JCP&L Jersey Central Pwr & Lht	JCPL TRANS SUBS	SMITHBURG SUB	35300 - Station Equipment	Conduit/Duct System	\$1,574.33	\$513.31	\$1,061.02
JCP&L Jersey Central Pwr & Lht	JCPL TRANS SUBS	SMITHBURG SUB	35300 - Station Equipment	Pit	\$1,846.77	\$230.88	\$1,615.89
JCP&L Jersey Central Pwr & Lht	JCPL TRANS SUBS	SMITHBURG SUB	35300 - Station Equipment	Microwave System	\$2,340.02	\$762.97	\$1,577.05
JCP&L Jersey Central Pwr & Lht	JCPL TRANS SUBS	SMITHBURG SUB	35300 - Station Equipment	Switch	\$2,414.22	\$670.66	\$1,743.56
JCP&L Jersey Central Pwr & Lht	JCPL TRANS SUBS	SMITHBURG SUB	35300 - Station Equipment	Microwave System	\$2,491.75	\$956.73	\$1,535.02
JCP&L Jersey Central Pwr & Lht	JCPL TRANS SUBS	SMITHBURG SUB	35300 - Station Equipment	Bus	\$2,583.15	\$255.02	\$2,328.13
JCP&L Jersey Central Pwr & Lht	JCPL TRANS SUBS	SMITHBURG SUB	35300 - Station Equipment	Wood Pole	\$2,670.27	\$1,025.28	\$1,644.99
JCP&L Jersey Central Pwr & Lht	JCPL TRANS SUBS	SMITHBURG SUB	35300 - Station Equipment	Cable, Wiring	\$2,686.72	\$66.78	\$2,619.94
JCP&L Jersey Central Pwr & Lht	JCPL TRANS SUBS	SMITHBURG SUB	35300 - Station Equipment	Transformer, Power	\$2,705.05	\$303.17	\$2,401.88
JCP&L Jersey Central Pwr & Lht	JCPL TRANS SUBS	SMITHBURG SUB	35300 - Station Equipment	Conduit	\$3,893.40	\$436.34	\$3,457.06
JCP&L Jersey Central Pwr & Lht	JCPL TRANS SUBS	SMITHBURG SUB	35300 - Station Equipment	Minor Station Equipment	\$3,914.09	\$722.66	\$3,191.43
JCP&L Jersey Central Pwr & Lht	JCPL TRANS SUBS	SMITHBURG SUB	35300 - Station Equipment	Fuse Equipment	\$5,050.00	\$1,303.29	\$3,746.71
JCP&L Jersey Central Pwr & Lht	JCPL TRANS SUBS	SMITHBURG SUB	35300 - Station Equipment	Circuit Breaker	\$5,354.45	\$1,900.10	\$3,454.35
JCP&L Jersey Central Pwr & Lht	JCPL TRANS SUBS	SMITHBURG SUB	35300 - Station Equipment	Battery Charger	\$6,499.49	\$161.57	\$6,337.92
JCP&L Jersey Central Pwr & Lht	JCPL TRANS SUBS	SMITHBURG SUB	35300 - Station Equipment	Controls and Instrumentation	\$6,576.51	\$2,144.28	\$4,432.23
JCP&L Jersey Central Pwr & Lht	JCPL TRANS SUBS	SMITHBURG SUB	35300 - Station Equipment	Structural Steel Support	\$8,974.98	\$886.04	\$8,088.94
JCP&L Jersey Central Pwr & Lht	JCPL TRANS SUBS	SMITHBURG SUB	35300 - Station Equipment	Foundation - Equipment	\$9,534.26	\$941.26	\$8,593.00
JCP&L Jersey Central Pwr & Lht	JCPL TRANS SUBS	SMITHBURG SUB	35300 - Station Equipment	Carrier Equipment System	\$10,263.06	\$2,545.92	\$7,717.14
JCP&L Jersey Central Pwr & Lht	JCPL TRANS SUBS	SMITHBURG SUB	35300 - Station Equipment	Non-Unitized	\$11,019.42	\$273.92	\$10,745.50
JCP&L Jersey Central Pwr & Lht	JCPL TRANS SUBS	SMITHBURG SUB	35300 - Station Equipment	Wiring	\$11,320.32	\$2,458.58	\$8,861.74
JCP&L Jersey Central Pwr & Lht	JCPL TRANS SUBS	SMITHBURG SUB	35300 - Station Equipment	Arrester, Lightning & Surge Protect	\$11,436.72	\$639.87	\$10,796.85
JCP&L Jersey Central Pwr & Lht	JCPL TRANS SUBS	SMITHBURG SUB	35300 - Station Equipment	Conduit/Duct System	\$11,779.36	\$292.81	\$11,486.55
JCP&L Jersey Central Pwr & Lht	JCPL TRANS SUBS	SMITHBURG SUB	35300 - Station Equipment	Minor Station Equipment	\$12,219.31	\$2,653.83	\$9,565.48
JCP&L Jersey Central Pwr & Lht	JCPL TRANS SUBS	SMITHBURG SUB	35300 - Station Equipment	Minor Station Equipment	\$13,942.79	\$5,353.44	\$8,589.35
JCP&L Jersey Central Pwr & Lht	JCPL TRANS SUBS	SMITHBURG SUB	35300 - Station Equipment	Relays	\$14,043.09	\$1,573.83	\$12,469.26
JCP&L Jersey Central Pwr & Lht	JCPL TRANS SUBS	SMITHBURG SUB	35300 - Station Equipment	Switching Equipment	\$14,612.96	\$2,697.99	\$11,914.97
JCP&L Jersey Central Pwr & Lht	JCPL TRANS SUBS	SMITHBURG SUB	35300 - Station Equipment	Arrester, Lightning & Surge Protect	\$15,082.03	\$4,482.60	\$10,599.43
JCP&L Jersey Central Pwr & Lht	JCPL TRANS SUBS	SMITHBURG SUB	35300 - Station Equipment	Controls and Instrumentation	\$15,999.97	\$1,131.07	\$14,868.90
JCP&L Jersey Central Pwr & Lht	JCPL TRANS SUBS	SMITHBURG SUB	35300 - Station Equipment	Conduit/Duct System	\$16,693.01	\$933.96	\$15,759.05
JCP&L Jersey Central Pwr & Lht	JCPL TRANS SUBS	SMITHBURG SUB	35300 - Station Equipment	Wiring	\$18,824.93	\$5,229.48	\$13,595.45
JCP&L Jersey Central Pwr & Lht	JCPL TRANS SUBS	SMITHBURG SUB	35300 - Station Equipment	Grounding System, Station	\$19,812.10	\$1,108.47	\$18,703.63
JCP&L Jersey Central Pwr & Lht	JCPL TRANS SUBS	SMITHBURG SUB	35300 - Station Equipment	Transformer, Power	\$20,434.67	\$6,662.73	\$13,771.94
JCP&L Jersey Central Pwr & Lht	JCPL TRANS SUBS	SMITHBURG SUB	35300 - Station Equipment	Line Tuning Assembly	\$20,709.78	\$514.81	\$20,194.97
JCP&L Jersey Central Pwr & Lht	JCPL TRANS SUBS	SMITHBURG SUB	35300 - Station Equipment	Controls and Instrumentation	\$21,296.16	\$7,352.28	\$13,943.88
JCP&L Jersey Central Pwr & Lht	JCPL TRANS SUBS	SMITHBURG SUB	35300 - Station Equipment	Grounding System, Station	\$23,230.00	\$5,995.11	\$17,234.89
JCP&L Jersey Central Pwr & Lht	JCPL TRANS SUBS	SMITHBURG SUB	35300 - Station Equipment	Transformer, Power	\$25,868.10	\$6,932.23	\$18,935.87
JCP&L Jersey Central Pwr & Lht	JCPL TRANS SUBS	SMITHBURG SUB	35300 - Station Equipment	Arrester, Lightning & Surge Protect	\$26,260.00	\$6,777.08	\$19,482.92
JCP&L Jersey Central Pwr & Lht	JCPL TRANS SUBS	SMITHBURG SUB	35300 - Station Equipment	Carrier Equipment System	\$29,287.07	\$9,829.96	\$19,457.11
JCP&L Jersey Central Pwr & Lht	JCPL TRANS SUBS	SMITHBURG SUB	35300 - Station Equipment	Transformer, Instrument	\$32,118.00	\$8,288.90	\$23,829.10
JCP&L Jersey Central Pwr & Lht	JCPL TRANS SUBS	SMITHBURG SUB	35300 - Station Equipment	Foundation - Equipment	\$34,340.00	\$8,862.34	\$25,477.66
JCP&L Jersey Central Pwr & Lht	JCPL TRANS SUBS	SMITHBURG SUB	35300 - Station Equipment	Bus-Insulators	\$39,063.67	\$971.04	\$38,092.63
JCP&L Jersey Central Pwr & Lht	JCPL TRANS SUBS	SMITHBURG SUB	35300 - Station Equipment	Carrier Equipment System	\$39,995.06	\$994.20	\$39,000.86
JCP&L Jersey Central Pwr & Lht	JCPL TRANS SUBS	SMITHBURG SUB	35300 - Station Equipment	Foundation - Equipment	\$42,454.96	\$1,055.35	\$41,399.61
JCP&L Jersey Central Pwr & Lht	JCPL TRANS SUBS	SMITHBURG SUB	35300 - Station Equipment	Wiring	\$45,667.33	\$17,534.33	\$28,133.00
JCP&L Jersey Central Pwr & Lht	JCPL TRANS SUBS	SMITHBURG SUB	35300 - Station Equipment	Wood Pole	\$47,715.13	\$15,557.55	\$32,157.58
JCP&L Jersey Central Pwr & Lht	JCPL TRANS SUBS	SMITHBURG SUB	35300 - Station Equipment	Transformer, Power	\$48,480.00	\$12,511.54	\$35,968.46
JCP&L Jersey Central Pwr & Lht	JCPL TRANS SUBS	SMITHBURG SUB	35300 - Station Equipment	Line Wave Trap	\$49,939.37	\$4,930.21	\$45,009.16
JCP&L Jersey Central Pwr & Lht	JCPL TRANS SUBS	SMITHBURG SUB	35300 - Station Equipment	Grounding System, Station	\$58,469.10	\$22,449.66	\$36,019.44

Company	Major Location	Asset Location	Utility Account	Asset Retirement Unit	Book Cost	Allocated Reserve	Net Book Value
JCP&L Jersey Central Pwr & Lht	JCPL TRANS SUBS	SMITHBURG SUB	35300 - Station Equipment	Wiring	\$61,573.62	\$15,890.70	\$45,682.92
JCP&L Jersey Central Pwr & Lht	JCPL TRANS SUBS	SMITHBURG SUB	35300 - Station Equipment	Switch	\$63,810.52	\$24,500.54	\$39,309.98
JCP&L Jersey Central Pwr & Lht	JCPL TRANS SUBS	SMITHBURG SUB	35300 - Station Equipment	Foundation - Equipment	\$65,699.44	\$18,250.99	\$47,448.45
JCP&L Jersey Central Pwr & Lht	JCPL TRANS SUBS	SMITHBURG SUB	35300 - Station Equipment	Conduit/Duct System	\$73,053.07	\$28,049.29	\$45,003.78
JCP&L Jersey Central Pwr & Lht	JCPL TRANS SUBS	SMITHBURG SUB	35300 - Station Equipment	Battery System	\$75,597.36	\$1,879.21	\$73,718.15
JCP&L Jersey Central Pwr & Lht	JCPL TRANS SUBS	SMITHBURG SUB	35300 - Station Equipment	RTU - SCADA	\$79,674.04	\$4,457.68	\$75,216.36
JCP&L Jersey Central Pwr & Lht	JCPL TRANS SUBS	SMITHBURG SUB	35300 - Station Equipment	Air Break	\$87,742.33	\$16,199.87	\$71,542.46
JCP&L Jersey Central Pwr & Lht	JCPL TRANS SUBS	SMITHBURG SUB	35300 - Station Equipment	Transformer, Station Service : Each	\$88,188.38	\$19,153.06	\$69,035.32
JCP&L Jersey Central Pwr & Lht	JCPL TRANS SUBS	SMITHBURG SUB	35300 - Station Equipment	Bus	\$88,427.46	\$2,198.14	\$86,229.32
JCP&L Jersey Central Pwr & Lht	JCPL TRANS SUBS	SMITHBURG SUB	35300 - Station Equipment	Structure	\$106,684.50	\$2,651.97	\$104,032.53
JCP&L Jersey Central Pwr & Lht	JCPL TRANS SUBS	SMITHBURG SUB	35300 - Station Equipment	Controls and Instrumentation	\$107,060.00	\$27,629.65	\$79,430.35
JCP&L Jersey Central Pwr & Lht	JCPL TRANS SUBS	SMITHBURG SUB	35300 - Station Equipment	Controls and Instrumentation	\$107,735.58	\$29,928.43	\$77,807.15
JCP&L Jersey Central Pwr & Lht	JCPL TRANS SUBS	SMITHBURG SUB	35300 - Station Equipment	Cabinets/Panels/Consoles	\$111,767.05	\$2,778.31	\$108,988.74
JCP&L Jersey Central Pwr & Lht	JCPL TRANS SUBS	SMITHBURG SUB	35300 - Station Equipment	Switchgear	\$112,649.69	\$33,481.14	\$79,168.55
JCP&L Jersey Central Pwr & Lht	JCPL TRANS SUBS	SMITHBURG SUB	35300 - Station Equipment	Arrester, Lightning & Surge Protect	\$115,885.77	\$32,192.52	\$83,693.25
JCP&L Jersey Central Pwr & Lht	JCPL TRANS SUBS	SMITHBURG SUB	35300 - Station Equipment	Capacitor Bank	\$133,320.00	\$34,406.74	\$98,913.26
JCP&L Jersey Central Pwr & Lht	JCPL TRANS SUBS	SMITHBURG SUB	35300 - Station Equipment	Switchgear	\$137,542.76	\$52,810.60	\$84,732.16
JCP&L Jersey Central Pwr & Lht	JCPL TRANS SUBS	SMITHBURG SUB	35300 - Station Equipment	Control Wiring	\$142,996.08	\$3,554.60	\$139,441.48
JCP&L Jersey Central Pwr & Lht	JCPL TRANS SUBS	SMITHBURG SUB	35300 - Station Equipment	Switch	\$153,506.61	\$45,624.42	\$107,882.19
JCP&L Jersey Central Pwr & Lht	JCPL TRANS SUBS	SMITHBURG SUB	35300 - Station Equipment	Bus-Insulators	\$154,065.93	\$10,891.21	\$143,174.72
JCP&L Jersey Central Pwr & Lht	JCPL TRANS SUBS	SMITHBURG SUB	35300 - Station Equipment	Switchgear	\$154,645.00	\$39,910.22	\$114,734.78
JCP&L Jersey Central Pwr & Lht	JCPL TRANS SUBS	SMITHBURG SUB	35300 - Station Equipment	Structure	\$164,106.14	\$63,009.82	\$101,096.32
JCP&L Jersey Central Pwr & Lht	JCPL TRANS SUBS	SMITHBURG SUB	35300 - Station Equipment	Carrier Equipment System	\$182,267.55	\$47,038.94	\$135,228.61
JCP&L Jersey Central Pwr & Lht	JCPL TRANS SUBS	SMITHBURG SUB	35300 - Station Equipment	Transformer, Power	\$182,695.60	\$25,137.01	\$157,558.59
JCP&L Jersey Central Pwr & Lht	JCPL TRANS SUBS	SMITHBURG SUB	35300 - Station Equipment	Carrier Equipment System	\$209,341.15	\$80,378.14	\$128,963.01
JCP&L Jersey Central Pwr & Lht	JCPL TRANS SUBS	SMITHBURG SUB	35300 - Station Equipment	Circuit Breaker	\$217,150.00	\$56,041.28	\$161,108.72
JCP&L Jersey Central Pwr & Lht	JCPL TRANS SUBS	SMITHBURG SUB	35300 - Station Equipment	Line Wave Trap	\$217,781.38	\$5,413.62	\$212,367.76
JCP&L Jersey Central Pwr & Lht	JCPL TRANS SUBS	SMITHBURG SUB	35300 - Station Equipment	Structure	\$218,190.76	\$56,309.87	\$161,880.89
JCP&L Jersey Central Pwr & Lht	JCPL TRANS SUBS	SMITHBURG SUB	35300 - Station Equipment	Switchgear	\$223,284.52	\$41,225.03	\$182,059.49
JCP&L Jersey Central Pwr & Lht	JCPL TRANS SUBS	SMITHBURG SUB	35300 - Station Equipment	Grounding System, Station	\$258,791.74	\$71,891.12	\$186,900.62
JCP&L Jersey Central Pwr & Lht	JCPL TRANS SUBS	SMITHBURG SUB	35300 - Station Equipment	Cabinets/Panels/Consoles	\$262,857.65	\$25,950.38	\$236,907.27
JCP&L Jersey Central Pwr & Lht	JCPL TRANS SUBS	SMITHBURG SUB	35300 - Station Equipment	Circuit Breaker	\$268,312.47	\$15,011.82	\$253,300.65
JCP&L Jersey Central Pwr & Lht	JCPL TRANS SUBS	SMITHBURG SUB	35300 - Station Equipment	Switchgear	\$281,374.32	\$78,164.45	\$203,209.87
JCP&L Jersey Central Pwr & Lht	JCPL TRANS SUBS	SMITHBURG SUB	35300 - Station Equipment	Controls and Instrumentation	\$300,577.00	\$115,408.85	\$185,168.15
JCP&L Jersey Central Pwr & Lht	JCPL TRANS SUBS	SMITHBURG SUB	35300 - Station Equipment	Carrier Equipment System	\$322,686.25	\$89,640.71	\$233,045.54
JCP&L Jersey Central Pwr & Lht	JCPL TRANS SUBS	SMITHBURG SUB	35300 - Station Equipment	Circuit Breaker	\$331,318.57	\$61,171.35	\$270,147.22
JCP&L Jersey Central Pwr & Lht	JCPL TRANS SUBS	SMITHBURG SUB	35300 - Station Equipment	Switch	\$358,550.00	\$92,533.28	\$266,016.72
JCP&L Jersey Central Pwr & Lht	JCPL TRANS SUBS	SMITHBURG SUB	35300 - Station Equipment	Structure	\$383,420.92	\$106,512.51	\$276,908.41
JCP&L Jersey Central Pwr & Lht	JCPL TRANS SUBS	SMITHBURG SUB	35300 - Station Equipment	Non-Unitized	\$436,147.33	\$24,402.03	\$411,745.30
JCP&L Jersey Central Pwr & Lht	JCPL TRANS SUBS	SMITHBURG SUB	35300 - Station Equipment	Arrester, Lightning & Surge Protect	\$608,187.09	\$233,518.10	\$374,668.99
JCP&L Jersey Central Pwr & Lht	JCPL TRANS SUBS	SMITHBURG SUB	35300 - Station Equipment	Bus	\$649,210.45	\$36,322.71	\$612,887.74
JCP&L Jersey Central Pwr & Lht	JCPL TRANS SUBS	SMITHBURG SUB	35300 - Station Equipment	Bus	\$691,703.68	\$48,897.85	\$642,805.83
JCP&L Jersey Central Pwr & Lht	JCPL TRANS SUBS	SMITHBURG SUB	35300 - Station Equipment	Bus	\$1,201,349.66	\$333,729.24	\$867,620.42
JCP&L Jersey Central Pwr & Lht	JCPL TRANS SUBS	SMITHBURG SUB	35300 - Station Equipment	Transformer, Power	\$1,445,807.46	\$429,715.23	\$1,016,092.23
JCP&L Jersey Central Pwr & Lht	JCPL TRANS SUBS	SMITHBURG SUB	35300 - Station Equipment	Transformer, Power	\$1,713,348.34	\$296,933.91	\$1,416,414.43
JCP&L Jersey Central Pwr & Lht	JCPL TRANS SUBS	SMITHBURG SUB	35300 - Station Equipment	Circuit Breaker	\$2,404,648.81	\$668,000.05	\$1,736,648.76
JCP&L Jersey Central Pwr & Lht	JCPL TRANS SUBS	SMITHBURG SUB	35300 - Station Equipment	Transformer, Power	\$2,696,626.95	\$22,760.25	\$2,673,866.70
JCP&L Jersey Central Pwr & Lht	JCPL TRANS SUBS	SMITHBURG SUB	35300 - Station Equipment	Circuit Breaker	\$2,735,499.94	\$67,999.17	\$2,667,500.77
JCP&L Jersey Central Pwr & Lht	JCPL TRANS SUBS	SMITHBURG SUB	35300 - Station Equipment	Transformer, Power	\$5,466,320.18	\$1,518,517.85	\$3,947,802.33
JCP&L Jersey Central Pwr & Lht	JCPL TRANS SUBS	SMITHBURG SUB	35300 - Station Equipment	Circuit Breaker	\$6,269,420.95	\$2,407,192.26	\$3,862,228.69
		SMITHBURG SUB Total			\$32,916,472.65	\$7,740,660.77	\$25,175,811.88
JCP&L Jersey Central Pwr & Lht	JCPL TRANS SUBS	SO RIVER COGEN SUB	35300 - Station Equipment	Non-Unitized	(\$2,107.07)	(\$117.89)	(\$1,989.18)
JCP&L Jersey Central Pwr & Lht	JCPL TRANS SUBS	SO RIVER COGEN SUB	35300 - Station Equipment	Non-Unitized	\$2,107.07	\$148.95	\$1,958.12
JCP&L Jersey Central Pwr & Lht	JCPL TRANS SUBS	SO RIVER COGEN SUB	35300 - Station Equipment	Minor Station Equipment	\$33,169.18	\$7,550.55	\$25,618.63
JCP&L Jersey Central Pwr & Lht	JCPL TRANS SUBS	SO RIVER COGEN SUB	35300 - Station Equipment	Minor Station Equipment	\$47,897.31	\$12,361.16	\$35,536.15
JCP&L Jersey Central Pwr & Lht	JCPL TRANS SUBS	SO RIVER COGEN SUB	35300 - Station Equipment	Relaying Equipment	\$133,792.32	\$1,129.24	\$132,663.08
JCP&L Jersey Central Pwr & Lht	JCPL TRANS SUBS	SO RIVER COGEN SUB	35300 - Station Equipment	Bus	\$334,042.64	\$2,819.41	\$331,223.23
JCP&L Jersey Central Pwr & Lht	JCPL TRANS SUBS	SO RIVER COGEN SUB	35300 - Station Equipment	Circuit Breaker	\$339,896.98	\$62,755.19	\$277,141.79

Company	Major Location	Asset Location	Utility Account	Asset Retirement Unit	Book Cost	Allocated Reserve	Net Book Value
		SO RIVER COGEN SUB Total			\$888,798.43	\$86,646.61	\$802,151.82
JCP&L Jersey Central Pwr & Lht	JCPL DIST SUBS	SOUTH LAKEWOOD SUB	35300 - Station Equipment	Reactor	\$53,545.59	\$3,785.24	\$49,760.35
		SOUTH LAKEWOOD SUB Total			\$53,545.59	\$3,785.24	\$49,760.35
JCP&L Jersey Central Pwr & Lht	JCPL DIST SUBS	SPARTA SUB	35300 - Station Equipment	Non-Unitized	\$6,576.51	\$163.48	\$6,413.03
		SPARTA SUB Total			\$6,576.51	\$163.48	\$6,413.03
JCP&L Jersey Central Pwr & Lht	JCPL SUB-TRANS SUBS	SPARTA SUBTRAN SUB	35300 - Station Equipment	Non-Unitized	\$139.31	\$1.18	\$138.13
JCP&L Jersey Central Pwr & Lht	JCPL SUB-TRANS SUBS	SPARTA SUBTRAN SUB	35300 - Station Equipment	Control Wiring	\$1,293.14	\$172.89	\$1,120.25
JCP&L Jersey Central Pwr & Lht	JCPL SUB-TRANS SUBS	SPARTA SUBTRAN SUB	35300 - Station Equipment	Transrupter	\$2,259.40	\$247.25	\$2,012.15
JCP&L Jersey Central Pwr & Lht	JCPL SUB-TRANS SUBS	SPARTA SUBTRAN SUB	35300 - Station Equipment	Relays	\$2,733.62	\$365.48	\$2,368.14
JCP&L Jersey Central Pwr & Lht	JCPL SUB-TRANS SUBS	SPARTA SUBTRAN SUB	35300 - Station Equipment	Wiring	\$4,914.71	\$657.08	\$4,257.63
JCP&L Jersey Central Pwr & Lht	JCPL SUB-TRANS SUBS	SPARTA SUBTRAN SUB	35300 - Station Equipment	Structural Steel Support	\$6,609.43	\$883.67	\$5,725.76
JCP&L Jersey Central Pwr & Lht	JCPL SUB-TRANS SUBS	SPARTA SUBTRAN SUB	35300 - Station Equipment	Conduit	\$15,565.27	\$2,081.03	\$13,484.24
JCP&L Jersey Central Pwr & Lht	JCPL SUB-TRANS SUBS	SPARTA SUBTRAN SUB	35300 - Station Equipment	Panel, A.C. Distribution	\$4,693.12	\$30,409.36	\$30,409.36
JCP&L Jersey Central Pwr & Lht	JCPL SUB-TRANS SUBS	SPARTA SUBTRAN SUB	35300 - Station Equipment	Switch	\$37,573.19	\$5,023.44	\$32,549.75
JCP&L Jersey Central Pwr & Lht	JCPL SUB-TRANS SUBS	SPARTA SUBTRAN SUB	35300 - Station Equipment	Transformer, Power	\$39,712.00	\$5,309.40	\$34,402.60
JCP&L Jersey Central Pwr & Lht	JCPL SUB-TRANS SUBS	SPARTA SUBTRAN SUB	35300 - Station Equipment	Foundation - Equipment	\$41,308.95	\$5,522.91	\$35,786.04
JCP&L Jersey Central Pwr & Lht	JCPL SUB-TRANS SUBS	SPARTA SUBTRAN SUB	35300 - Station Equipment	Capacitor Bank	\$155,178.00	\$20,746.92	\$134,431.08
JCP&L Jersey Central Pwr & Lht	JCPL SUB-TRANS SUBS	SPARTA SUBTRAN SUB	35300 - Station Equipment	Switching Equipment	\$161,471.30	\$21,588.32	\$139,882.98
JCP&L Jersey Central Pwr & Lht	JCPL SUB-TRANS SUBS	SPARTA SUBTRAN SUB	35300 - Station Equipment	Transrupter	\$406,051.21	\$54,288.07	\$351,763.14
		SPARTA SUBTRAN SUB Total			\$909,912.01	\$121,580.75	\$788,331.26
JCP&L Jersey Central Pwr & Lht	JCPL DIST SUBS	SPOTSWOOD SUB	35300 - Station Equipment	Bus	\$969.82	\$106.13	\$863.69
JCP&L Jersey Central Pwr & Lht	JCPL DIST SUBS	SPOTSWOOD SUB	35300 - Station Equipment	Controls and Instrumentation	\$7,166.72	\$784.25	\$6,382.47
JCP&L Jersey Central Pwr & Lht	JCPL DIST SUBS	SPOTSWOOD SUB	35300 - Station Equipment	Switch	\$7,326.49	\$801.75	\$6,524.74
JCP&L Jersey Central Pwr & Lht	JCPL DIST SUBS	SPOTSWOOD SUB	35300 - Station Equipment	Grounding System, Station	\$7,598.60	\$831.52	\$6,767.08
JCP&L Jersey Central Pwr & Lht	JCPL DIST SUBS	SPOTSWOOD SUB	35300 - Station Equipment	Wiring	\$10,260.65	\$1,122.83	\$9,137.82
JCP&L Jersey Central Pwr & Lht	JCPL DIST SUBS	SPOTSWOOD SUB	35300 - Station Equipment	Foundation	\$21,473.17	\$2,349.82	\$19,123.35
JCP&L Jersey Central Pwr & Lht	JCPL DIST SUBS	SPOTSWOOD SUB	35300 - Station Equipment	Conduit	\$34,476.77	\$3,772.81	\$30,703.96
JCP&L Jersey Central Pwr & Lht	JCPL DIST SUBS	SPOTSWOOD SUB	35300 - Station Equipment	Capacitor Bank	\$236,355.43	\$25,864.55	\$210,490.88
		SPOTSWOOD SUB Total			\$325,627.65	\$35,633.66	\$289,993.99
JCP&L Jersey Central Pwr & Lht	JCPL DIST SUBS	SPRING LAKE HEIGHTS SUB	35300 - Station Equipment	Grounding System, Station	\$1,805.36	\$219.84	\$1,585.52
JCP&L Jersey Central Pwr & Lht	JCPL DIST SUBS	SPRING LAKE HEIGHTS SUB	35300 - Station Equipment	Structural Steel Support	\$2,399.68	\$292.21	\$2,107.47
JCP&L Jersey Central Pwr & Lht	JCPL DIST SUBS	SPRING LAKE HEIGHTS SUB	35300 - Station Equipment	Bus	\$2,715.81	\$330.71	\$2,385.10
JCP&L Jersey Central Pwr & Lht	JCPL DIST SUBS	SPRING LAKE HEIGHTS SUB	35300 - Station Equipment	Conduit	\$3,022.72	\$368.09	\$2,654.63
JCP&L Jersey Central Pwr & Lht	JCPL DIST SUBS	SPRING LAKE HEIGHTS SUB	35300 - Station Equipment	Transformer, Current : Each	\$4,138.27	\$503.93	\$3,634.34
JCP&L Jersey Central Pwr & Lht	JCPL DIST SUBS	SPRING LAKE HEIGHTS SUB	35300 - Station Equipment	Control Wiring	\$21,333.90	\$2,597.86	\$18,736.04
JCP&L Jersey Central Pwr & Lht	JCPL DIST SUBS	SPRING LAKE HEIGHTS SUB	35300 - Station Equipment	Circuit Switcher	\$102,200.69	\$12,445.12	\$89,755.57
		SPRING LAKE HEIGHTS SUB Total			\$137,616.43	\$16,757.76	\$120,858.67
JCP&L Jersey Central Pwr & Lht	JCPL SUB-TRANS SUBS	TAYLOR LANE SUB	35300 - Station Equipment	Non-Unitized	(\$4,112.81)	(\$230.11)	(\$3,882.70)
JCP&L Jersey Central Pwr & Lht	JCPL SUB-TRANS SUBS	TAYLOR LANE SUB	35300 - Station Equipment	Non-Unitized	(\$4.53)	(\$0.19)	(\$4.34)
JCP&L Jersey Central Pwr & Lht	JCPL SUB-TRANS SUBS	TAYLOR LANE SUB	35300 - Station Equipment	Controls and Instrumentation	\$5.77	\$2.74	\$3.03
JCP&L Jersey Central Pwr & Lht	JCPL SUB-TRANS SUBS	TAYLOR LANE SUB	35300 - Station Equipment	Controls and Instrumentation	\$13.03	\$6.45	\$6.58
JCP&L Jersey Central Pwr & Lht	JCPL SUB-TRANS SUBS	TAYLOR LANE SUB	35300 - Station Equipment	Switchgear	\$37.43	\$15.92	\$21.51
JCP&L Jersey Central Pwr & Lht	JCPL SUB-TRANS SUBS	TAYLOR LANE SUB	35300 - Station Equipment	Controls and Instrumentation	\$106.22	\$46.20	\$60.02
JCP&L Jersey Central Pwr & Lht	JCPL SUB-TRANS SUBS	TAYLOR LANE SUB	35300 - Station Equipment	Switchgear	\$146.71	\$90.40	\$56.31
JCP&L Jersey Central Pwr & Lht	JCPL SUB-TRANS SUBS	TAYLOR LANE SUB	35300 - Station Equipment	Transformer, Power	\$147.63	\$96.20	\$51.43
JCP&L Jersey Central Pwr & Lht	JCPL SUB-TRANS SUBS	TAYLOR LANE SUB	35300 - Station Equipment	Arrester, Lightning & Surge Protect	\$155.68	\$66.22	\$89.46
JCP&L Jersey Central Pwr & Lht	JCPL SUB-TRANS SUBS	TAYLOR LANE SUB	35300 - Station Equipment	Circuit Breaker	\$164.54	\$63.85	\$100.69
JCP&L Jersey Central Pwr & Lht	JCPL SUB-TRANS SUBS	TAYLOR LANE SUB	35300 - Station Equipment	Circuit Breaker	\$178.63	\$62.90	\$115.73
JCP&L Jersey Central Pwr & Lht	JCPL SUB-TRANS SUBS	TAYLOR LANE SUB	35300 - Station Equipment	Conduit/Duct System	\$206.51	\$89.82	\$116.69
JCP&L Jersey Central Pwr & Lht	JCPL SUB-TRANS SUBS	TAYLOR LANE SUB	35300 - Station Equipment	Transformer, Power	\$238.59	\$158.33	\$80.26
JCP&L Jersey Central Pwr & Lht	JCPL SUB-TRANS SUBS	TAYLOR LANE SUB	35300 - Station Equipment	Fire Protection System for Equipmnt	\$251.87	\$104.75	\$147.12
JCP&L Jersey Central Pwr & Lht	JCPL SUB-TRANS SUBS	TAYLOR LANE SUB	35300 - Station Equipment	Conduit/Duct System	\$256.68	\$99.61	\$157.07
JCP&L Jersey Central Pwr & Lht	JCPL SUB-TRANS SUBS	TAYLOR LANE SUB	35300 - Station Equipment	Minor Station Equipment	\$259.48	\$139.40	\$120.08
JCP&L Jersey Central Pwr & Lht	JCPL SUB-TRANS SUBS	TAYLOR LANE SUB	35300 - Station Equipment	Controls and Instrumentation	\$263.18	\$102.14	\$161.04
JCP&L Jersey Central Pwr & Lht	JCPL SUB-TRANS SUBS	TAYLOR LANE SUB	35300 - Station Equipment	Transformer, Power	\$269.88	\$144.99	\$124.89
JCP&L Jersey Central Pwr & Lht	JCPL SUB-TRANS SUBS	TAYLOR LANE SUB	35300 - Station Equipment	Arrester, Lightning & Surge Protect	\$276.35	\$160.75	\$115.60
JCP&L Jersey Central Pwr & Lht	JCPL SUB-TRANS SUBS	TAYLOR LANE SUB	35300 - Station Equipment	Foundation - Equipment	\$290.51	\$126.35	\$164.16
JCP&L Jersey Central Pwr & Lht	JCPL SUB-TRANS SUBS	TAYLOR LANE SUB	35300 - Station Equipment	Capacitor Bank	\$304.52	\$118.18	\$186.34

Company	Major Location	Asset Location	Utility Account	Asset Retirement Unit	Book Cost	Allocated Reserve	Net Book Value
JCP&L Jersey Central Pwr & Lht	JCPL SUB-TRANS SUBS	TAYLOR LANE SUB	35300 - Station Equipment	Conduit/Duct System	\$365.35	\$109.40	\$255.95
JCP&L Jersey Central Pwr & Lht	JCPL SUB-TRANS SUBS	TAYLOR LANE SUB	35300 - Station Equipment	Switchgear	\$477.73	\$185.41	\$292.32
JCP&L Jersey Central Pwr & Lht	JCPL SUB-TRANS SUBS	TAYLOR LANE SUB	35300 - Station Equipment	Fuse Equipment	\$506.58	\$272.15	\$234.43
JCP&L Jersey Central Pwr & Lht	JCPL SUB-TRANS SUBS	TAYLOR LANE SUB	35300 - Station Equipment	Controls and Instrumentation	\$542.86	\$230.91	\$311.95
JCP&L Jersey Central Pwr & Lht	JCPL SUB-TRANS SUBS	TAYLOR LANE SUB	35300 - Station Equipment	Foundation - Equipment	\$551.22	\$234.46	\$316.76
JCP&L Jersey Central Pwr & Lht	JCPL SUB-TRANS SUBS	TAYLOR LANE SUB	35300 - Station Equipment	Controls and Instrumentation	\$590.49	\$240.05	\$350.44
JCP&L Jersey Central Pwr & Lht	JCPL SUB-TRANS SUBS	TAYLOR LANE SUB	35300 - Station Equipment	Arrester, Lightning & Surge Protect	\$774.43	\$336.82	\$437.61
JCP&L Jersey Central Pwr & Lht	JCPL SUB-TRANS SUBS	TAYLOR LANE SUB	35300 - Station Equipment	Grounding System, Station	\$795.26	\$338.27	\$456.99
JCP&L Jersey Central Pwr & Lht	JCPL SUB-TRANS SUBS	TAYLOR LANE SUB	35300 - Station Equipment	Fuse Equipment	\$797.84	\$309.63	\$488.21
JCP&L Jersey Central Pwr & Lht	JCPL SUB-TRANS SUBS	TAYLOR LANE SUB	35300 - Station Equipment	Fuse Equipment	\$840.64	\$433.58	\$407.06
JCP&L Jersey Central Pwr & Lht	JCPL SUB-TRANS SUBS	TAYLOR LANE SUB	35300 - Station Equipment	Switchgear	\$857.39	\$424.25	\$433.14
JCP&L Jersey Central Pwr & Lht	JCPL SUB-TRANS SUBS	TAYLOR LANE SUB	35300 - Station Equipment	Transformer, Instrument	\$977.38	\$525.09	\$452.29
JCP&L Jersey Central Pwr & Lht	JCPL SUB-TRANS SUBS	TAYLOR LANE SUB	35300 - Station Equipment	Conduit/Duct System	\$1,042.85	\$537.87	\$504.98
JCP&L Jersey Central Pwr & Lht	JCPL SUB-TRANS SUBS	TAYLOR LANE SUB	35300 - Station Equipment	Switchgear	\$1,067.09	\$484.89	\$582.20
JCP&L Jersey Central Pwr & Lht	JCPL SUB-TRANS SUBS	TAYLOR LANE SUB	35300 - Station Equipment	Fuse Equipment	\$1,075.98	\$457.67	\$618.31
JCP&L Jersey Central Pwr & Lht	JCPL SUB-TRANS SUBS	TAYLOR LANE SUB	35300 - Station Equipment	Grounding System, Station	\$1,219.54	\$629.01	\$590.53
JCP&L Jersey Central Pwr & Lht	JCPL SUB-TRANS SUBS	TAYLOR LANE SUB	35300 - Station Equipment	Foundation - Equipment	\$1,222.61	\$68.40	\$1,154.21
JCP&L Jersey Central Pwr & Lht	JCPL SUB-TRANS SUBS	TAYLOR LANE SUB	35300 - Station Equipment	Grounding System, Station	\$1,269.45	\$552.12	\$717.33
JCP&L Jersey Central Pwr & Lht	JCPL SUB-TRANS SUBS	TAYLOR LANE SUB	35300 - Station Equipment	Foundation - Equipment	\$1,342.64	\$437.30	\$905.34
JCP&L Jersey Central Pwr & Lht	JCPL SUB-TRANS SUBS	TAYLOR LANE SUB	35300 - Station Equipment	Controls and Instrumentation	\$1,410.82	\$359.84	\$1,050.98
JCP&L Jersey Central Pwr & Lht	JCPL SUB-TRANS SUBS	TAYLOR LANE SUB	35300 - Station Equipment	Controls and Instrumentation	\$1,461.41	\$753.75	\$707.66
JCP&L Jersey Central Pwr & Lht	JCPL SUB-TRANS SUBS	TAYLOR LANE SUB	35300 - Station Equipment	Grounding System, Station	\$1,505.55	\$450.81	\$1,054.74
JCP&L Jersey Central Pwr & Lht	JCPL SUB-TRANS SUBS	TAYLOR LANE SUB	35300 - Station Equipment	Conduit/Duct System	\$1,514.82	\$644.34	\$870.48
JCP&L Jersey Central Pwr & Lht	JCPL SUB-TRANS SUBS	TAYLOR LANE SUB	35300 - Station Equipment	Arrester, Lightning & Surge Protect	\$1,552.66	\$736.53	\$816.13
JCP&L Jersey Central Pwr & Lht	JCPL SUB-TRANS SUBS	TAYLOR LANE SUB	35300 - Station Equipment	Conduit/Duct System	\$1,597.77	\$407.52	\$1,190.25
JCP&L Jersey Central Pwr & Lht	JCPL SUB-TRANS SUBS	TAYLOR LANE SUB	35300 - Station Equipment	Grounding System, Station	\$1,639.71	\$91.74	\$1,547.97
JCP&L Jersey Central Pwr & Lht	JCPL SUB-TRANS SUBS	TAYLOR LANE SUB	35300 - Station Equipment	Grounding System, Station	\$1,720.63	\$667.76	\$1,052.87
JCP&L Jersey Central Pwr & Lht	JCPL SUB-TRANS SUBS	TAYLOR LANE SUB	35300 - Station Equipment	Wiring	\$1,748.56	\$678.59	\$1,069.97
JCP&L Jersey Central Pwr & Lht	JCPL SUB-TRANS SUBS	TAYLOR LANE SUB	35300 - Station Equipment	Controls and Instrumentation	\$1,806.36	\$540.89	\$1,265.47
JCP&L Jersey Central Pwr & Lht	JCPL SUB-TRANS SUBS	TAYLOR LANE SUB	35300 - Station Equipment	Capacitor Bank	\$1,843.55	\$784.17	\$1,059.38
JCP&L Jersey Central Pwr & Lht	JCPL SUB-TRANS SUBS	TAYLOR LANE SUB	35300 - Station Equipment	Foundation - Equipment	\$1,920.67	\$1,031.86	\$888.81
JCP&L Jersey Central Pwr & Lht	JCPL SUB-TRANS SUBS	TAYLOR LANE SUB	35300 - Station Equipment	Circuit Breaker	\$2,043.55	\$869.24	\$1,174.31
JCP&L Jersey Central Pwr & Lht	JCPL SUB-TRANS SUBS	TAYLOR LANE SUB	35300 - Station Equipment	Grounding System, Station	\$2,098.04	\$535.12	\$1,562.92
JCP&L Jersey Central Pwr & Lht	JCPL SUB-TRANS SUBS	TAYLOR LANE SUB	35300 - Station Equipment	Foundation - Equipment	\$2,452.51	\$1,114.44	\$1,338.07
JCP&L Jersey Central Pwr & Lht	JCPL SUB-TRANS SUBS	TAYLOR LANE SUB	35300 - Station Equipment	Switch	\$2,701.72	\$1,149.19	\$1,552.53
JCP&L Jersey Central Pwr & Lht	JCPL SUB-TRANS SUBS	TAYLOR LANE SUB	35300 - Station Equipment	Foundation - Equipment	\$2,866.00	\$1,478.20	\$1,387.80
JCP&L Jersey Central Pwr & Lht	JCPL SUB-TRANS SUBS	TAYLOR LANE SUB	35300 - Station Equipment	Arrester, Lightning & Surge Protect	\$3,057.02	\$1,576.73	\$1,480.29
JCP&L Jersey Central Pwr & Lht	JCPL SUB-TRANS SUBS	TAYLOR LANE SUB	35300 - Station Equipment	Switch	\$3,388.84	\$1,315.16	\$2,073.68
JCP&L Jersey Central Pwr & Lht	JCPL SUB-TRANS SUBS	TAYLOR LANE SUB	35300 - Station Equipment	Relays	\$3,404.30	\$494.47	\$2,909.83
JCP&L Jersey Central Pwr & Lht	JCPL SUB-TRANS SUBS	TAYLOR LANE SUB	35300 - Station Equipment	Switch	\$3,554.37	\$1,545.89	\$2,008.48
JCP&L Jersey Central Pwr & Lht	JCPL SUB-TRANS SUBS	TAYLOR LANE SUB	35300 - Station Equipment	Structure	\$3,597.31	\$1,530.13	\$2,067.18
JCP&L Jersey Central Pwr & Lht	JCPL SUB-TRANS SUBS	TAYLOR LANE SUB	35300 - Station Equipment	Structure	\$3,781.51	\$1,467.56	\$2,313.95
JCP&L Jersey Central Pwr & Lht	JCPL SUB-TRANS SUBS	TAYLOR LANE SUB	35300 - Station Equipment	Arrester, Lightning & Surge Protect	\$4,455.00	\$2,393.41	\$2,061.59
JCP&L Jersey Central Pwr & Lht	JCPL SUB-TRANS SUBS	TAYLOR LANE SUB	35300 - Station Equipment	Non-Utilized	\$4,488.68	\$111.51	\$4,377.17
JCP&L Jersey Central Pwr & Lht	JCPL SUB-TRANS SUBS	TAYLOR LANE SUB	35300 - Station Equipment	Controls and Instrumentation	\$4,589.44	\$2,465.63	\$2,123.81
JCP&L Jersey Central Pwr & Lht	JCPL SUB-TRANS SUBS	TAYLOR LANE SUB	35300 - Station Equipment	Wiring	\$4,664.80	\$1,189.78	\$3,475.02
JCP&L Jersey Central Pwr & Lht	JCPL SUB-TRANS SUBS	TAYLOR LANE SUB	35300 - Station Equipment	Bus	\$4,674.64	\$261.54	\$4,413.10
JCP&L Jersey Central Pwr & Lht	JCPL SUB-TRANS SUBS	TAYLOR LANE SUB	35300 - Station Equipment	Switchgear	\$4,828.22	\$2,490.26	\$2,337.96
JCP&L Jersey Central Pwr & Lht	JCPL SUB-TRANS SUBS	TAYLOR LANE SUB	35300 - Station Equipment	Wiring	\$4,968.17	\$1,618.15	\$3,350.02
JCP&L Jersey Central Pwr & Lht	JCPL SUB-TRANS SUBS	TAYLOR LANE SUB	35300 - Station Equipment	Switchgear	\$4,998.16	\$2,078.69	\$2,919.47
JCP&L Jersey Central Pwr & Lht	JCPL SUB-TRANS SUBS	TAYLOR LANE SUB	35300 - Station Equipment	Circuit Breaker	\$5,556.64	\$3,295.54	\$2,261.10
JCP&L Jersey Central Pwr & Lht	JCPL SUB-TRANS SUBS	TAYLOR LANE SUB	35300 - Station Equipment	Grounding System, Station	\$5,693.88	\$3,058.98	\$2,634.90
JCP&L Jersey Central Pwr & Lht	JCPL SUB-TRANS SUBS	TAYLOR LANE SUB	35300 - Station Equipment	Arrester, Lightning & Surge Protect	\$5,696.32	\$1,855.32	\$3,841.00
JCP&L Jersey Central Pwr & Lht	JCPL SUB-TRANS SUBS	TAYLOR LANE SUB	35300 - Station Equipment	Conduit/Duct System	\$5,857.47	\$1,907.81	\$3,949.66
JCP&L Jersey Central Pwr & Lht	JCPL SUB-TRANS SUBS	TAYLOR LANE SUB	35300 - Station Equipment	Grounding System, Station	\$5,974.23	\$2,714.74	\$3,259.49
JCP&L Jersey Central Pwr & Lht	JCPL SUB-TRANS SUBS	TAYLOR LANE SUB	35300 - Station Equipment	Structure	\$6,036.48	\$2,625.43	\$3,411.05
JCP&L Jersey Central Pwr & Lht	JCPL SUB-TRANS SUBS	TAYLOR LANE SUB	35300 - Station Equipment	Wiring	\$6,404.54	\$2,785.50	\$3,619.04
JCP&L Jersey Central Pwr & Lht	JCPL SUB-TRANS SUBS	TAYLOR LANE SUB	35300 - Station Equipment	Wiring	\$6,771.12	\$2,880.12	\$3,891.00

Company	Major Location	Asset Location	Utility Account	Asset Retirement Unit	Book Cost	Allocated Reserve	Net Book Value
JCP&L Jersey Central Pwr & Lht	JCPL SUB-TRANS SUBS	TAYLOR LANE SUB	35300 - Station Equipment	Relays	\$6,810.27	\$474.02	\$6,336.25
JCP&L Jersey Central Pwr & Lht	JCPL SUB-TRANS SUBS	TAYLOR LANE SUB	35300 - Station Equipment	Transformer, Instrument	\$7,065.03	\$3,210.41	\$3,854.62
JCP&L Jersey Central Pwr & Lht	JCPL SUB-TRANS SUBS	TAYLOR LANE SUB	35300 - Station Equipment	Switch	\$7,116.86	\$2,193.37	\$4,923.49
JCP&L Jersey Central Pwr & Lht	JCPL SUB-TRANS SUBS	TAYLOR LANE SUB	35300 - Station Equipment	Circuit Breaker	\$7,163.39	\$4,166.73	\$2,996.66
JCP&L Jersey Central Pwr & Lht	JCPL SUB-TRANS SUBS	TAYLOR LANE SUB	35300 - Station Equipment	Transformer, Power	\$7,410.00	\$1,394.96	\$6,015.04
JCP&L Jersey Central Pwr & Lht	JCPL SUB-TRANS SUBS	TAYLOR LANE SUB	35300 - Station Equipment	Switch	\$7,432.02	\$1,322.35	\$6,109.67
JCP&L Jersey Central Pwr & Lht	JCPL SUB-TRANS SUBS	TAYLOR LANE SUB	35300 - Station Equipment	Structure	\$7,759.95	\$4,002.37	\$3,757.58
JCP&L Jersey Central Pwr & Lht	JCPL SUB-TRANS SUBS	TAYLOR LANE SUB	35300 - Station Equipment	Circuit Breaker	\$8,095.55	\$3,520.98	\$4,574.57
JCP&L Jersey Central Pwr & Lht	JCPL SUB-TRANS SUBS	TAYLOR LANE SUB	35300 - Station Equipment	Circuit Breaker	\$8,340.00	\$3,708.02	\$4,631.98
JCP&L Jersey Central Pwr & Lht	JCPL SUB-TRANS SUBS	TAYLOR LANE SUB	35300 - Station Equipment	Transformer, Instrument	\$8,594.35	\$2,573.45	\$6,020.90
JCP&L Jersey Central Pwr & Lht	JCPL SUB-TRANS SUBS	TAYLOR LANE SUB	35300 - Station Equipment	VT 34.5KV	\$8,601.66	\$941.28	\$7,660.38
JCP&L Jersey Central Pwr & Lht	JCPL SUB-TRANS SUBS	TAYLOR LANE SUB	35300 - Station Equipment	Fuse Equipment	\$8,676.16	\$603.90	\$8,072.26
JCP&L Jersey Central Pwr & Lht	JCPL SUB-TRANS SUBS	TAYLOR LANE SUB	35300 - Station Equipment	Switch	\$8,820.55	\$2,872.89	\$5,947.66
JCP&L Jersey Central Pwr & Lht	JCPL SUB-TRANS SUBS	TAYLOR LANE SUB	35300 - Station Equipment	Transformer, Instrument	\$8,943.58	\$3,470.89	\$5,472.69
JCP&L Jersey Central Pwr & Lht	JCPL SUB-TRANS SUBS	TAYLOR LANE SUB	35300 - Station Equipment	Circuit Breaker	\$9,150.00	\$4,248.54	\$4,901.46
JCP&L Jersey Central Pwr & Lht	JCPL SUB-TRANS SUBS	TAYLOR LANE SUB	35300 - Station Equipment	Conduit/Duct System	\$9,255.15	\$4,205.62	\$5,049.53
JCP&L Jersey Central Pwr & Lht	JCPL SUB-TRANS SUBS	TAYLOR LANE SUB	35300 - Station Equipment	Switchgear	\$9,799.66	\$2,761.96	\$7,037.70
JCP&L Jersey Central Pwr & Lht	JCPL SUB-TRANS SUBS	TAYLOR LANE SUB	35300 - Station Equipment	Conduit/Duct System	\$9,908.44	\$5,323.21	\$4,585.23
JCP&L Jersey Central Pwr & Lht	JCPL SUB-TRANS SUBS	TAYLOR LANE SUB	35300 - Station Equipment	Switch	\$9,963.39	\$5,138.85	\$4,824.54
JCP&L Jersey Central Pwr & Lht	JCPL SUB-TRANS SUBS	TAYLOR LANE SUB	35300 - Station Equipment	Structure	\$10,167.96	\$4,620.41	\$5,547.55
JCP&L Jersey Central Pwr & Lht	JCPL SUB-TRANS SUBS	TAYLOR LANE SUB	35300 - Station Equipment	Structure	\$10,754.01	\$5,777.50	\$4,976.51
JCP&L Jersey Central Pwr & Lht	JCPL SUB-TRANS SUBS	TAYLOR LANE SUB	35300 - Station Equipment	Battery System	\$10,775.09	\$2,845.23	\$7,929.86
JCP&L Jersey Central Pwr & Lht	JCPL SUB-TRANS SUBS	TAYLOR LANE SUB	35300 - Station Equipment	Switch	\$12,358.62	\$6,639.55	\$5,719.07
JCP&L Jersey Central Pwr & Lht	JCPL SUB-TRANS SUBS	TAYLOR LANE SUB	35300 - Station Equipment	Capacitor Bank	\$12,447.52	\$5,534.26	\$6,913.26
JCP&L Jersey Central Pwr & Lht	JCPL SUB-TRANS SUBS	TAYLOR LANE SUB	35300 - Station Equipment	Controls and Instrumentation	\$13,162.07	\$5,980.95	\$7,181.12
JCP&L Jersey Central Pwr & Lht	JCPL SUB-TRANS SUBS	TAYLOR LANE SUB	35300 - Station Equipment	Wiring	\$13,849.35	\$7,143.12	\$6,706.23
JCP&L Jersey Central Pwr & Lht	JCPL SUB-TRANS SUBS	TAYLOR LANE SUB	35300 - Station Equipment	Transformer, Power	\$14,206.46	\$5,002.56	\$9,203.90
JCP&L Jersey Central Pwr & Lht	JCPL SUB-TRANS SUBS	TAYLOR LANE SUB	35300 - Station Equipment	Arrester, Lightning & Surge Protect	\$14,998.52	\$3,825.43	\$11,173.09
JCP&L Jersey Central Pwr & Lht	JCPL SUB-TRANS SUBS	TAYLOR LANE SUB	35300 - Station Equipment	Wiring	\$15,089.20	\$8,106.53	\$6,982.67
JCP&L Jersey Central Pwr & Lht	JCPL SUB-TRANS SUBS	TAYLOR LANE SUB	35300 - Station Equipment	Controls and Instrumentation	\$15,737.16	\$5,125.66	\$10,611.50
JCP&L Jersey Central Pwr & Lht	JCPL SUB-TRANS SUBS	TAYLOR LANE SUB	35300 - Station Equipment	Switchgear	\$16,670.54	\$7,250.47	\$9,420.07
JCP&L Jersey Central Pwr & Lht	JCPL SUB-TRANS SUBS	TAYLOR LANE SUB	35300 - Station Equipment	Switch	\$17,736.80	\$8,059.75	\$9,677.05
JCP&L Jersey Central Pwr & Lht	JCPL SUB-TRANS SUBS	TAYLOR LANE SUB	35300 - Station Equipment	Circuit Breaker	\$21,206.97	\$10,937.97	\$10,269.00
JCP&L Jersey Central Pwr & Lht	JCPL SUB-TRANS SUBS	TAYLOR LANE SUB	35300 - Station Equipment	Capacitor Bank	\$22,055.92	\$10,022.40	\$12,033.52
JCP&L Jersey Central Pwr & Lht	JCPL SUB-TRANS SUBS	TAYLOR LANE SUB	35300 - Station Equipment	Circuit Breaker	\$22,470.70	\$7,318.81	\$15,151.89
JCP&L Jersey Central Pwr & Lht	JCPL SUB-TRANS SUBS	TAYLOR LANE SUB	35300 - Station Equipment	Interrupter Assembly	\$23,370.37	\$1,626.67	\$21,743.70
JCP&L Jersey Central Pwr & Lht	JCPL SUB-TRANS SUBS	TAYLOR LANE SUB	35300 - Station Equipment	Switchgear	\$23,797.72	\$12,785.11	\$11,012.61
JCP&L Jersey Central Pwr & Lht	JCPL SUB-TRANS SUBS	TAYLOR LANE SUB	35300 - Station Equipment	Controls and Instrumentation	\$24,209.68	\$1,685.09	\$22,524.59
JCP&L Jersey Central Pwr & Lht	JCPL SUB-TRANS SUBS	TAYLOR LANE SUB	35300 - Station Equipment	Structure	\$25,027.10	\$6,383.25	\$18,643.85
JCP&L Jersey Central Pwr & Lht	JCPL SUB-TRANS SUBS	TAYLOR LANE SUB	35300 - Station Equipment	Switch	\$25,827.78	\$7,733.75	\$18,094.03
JCP&L Jersey Central Pwr & Lht	JCPL SUB-TRANS SUBS	TAYLOR LANE SUB	35300 - Station Equipment	Switch	\$27,012.71	\$6,889.68	\$20,123.03
JCP&L Jersey Central Pwr & Lht	JCPL SUB-TRANS SUBS	TAYLOR LANE SUB	35300 - Station Equipment	Wiring	\$27,211.88	\$12,365.31	\$14,846.57
JCP&L Jersey Central Pwr & Lht	JCPL SUB-TRANS SUBS	TAYLOR LANE SUB	35300 - Station Equipment	Switching Equipment	\$27,946.64	\$1,544.32	\$26,402.32
JCP&L Jersey Central Pwr & Lht	JCPL SUB-TRANS SUBS	TAYLOR LANE SUB	35300 - Station Equipment	Reactor	\$30,789.24	\$2,143.05	\$28,646.19
JCP&L Jersey Central Pwr & Lht	JCPL SUB-TRANS SUBS	TAYLOR LANE SUB	35300 - Station Equipment	Foundation - Equipment	\$30,927.73	\$7,888.23	\$23,039.50
JCP&L Jersey Central Pwr & Lht	JCPL SUB-TRANS SUBS	TAYLOR LANE SUB	35300 - Station Equipment	Switchgear	\$32,620.31	\$10,624.57	\$21,995.74
JCP&L Jersey Central Pwr & Lht	JCPL SUB-TRANS SUBS	TAYLOR LANE SUB	35300 - Station Equipment	Circuit Breaker	\$34,553.54	\$15,701.42	\$18,852.12
JCP&L Jersey Central Pwr & Lht	JCPL SUB-TRANS SUBS	TAYLOR LANE SUB	35300 - Station Equipment	Reactor	\$45,200.31	\$2,528.91	\$42,671.40
JCP&L Jersey Central Pwr & Lht	JCPL SUB-TRANS SUBS	TAYLOR LANE SUB	35300 - Station Equipment	Bushings	\$46,687.51	\$3,893.00	\$42,794.51
JCP&L Jersey Central Pwr & Lht	JCPL SUB-TRANS SUBS	TAYLOR LANE SUB	35300 - Station Equipment	Circuit Breaker	\$49,658.37	\$26,678.50	\$22,979.87
JCP&L Jersey Central Pwr & Lht	JCPL SUB-TRANS SUBS	TAYLOR LANE SUB	35300 - Station Equipment	Transformer, Power	\$53,809.01	\$9,004.08	\$44,804.93
JCP&L Jersey Central Pwr & Lht	JCPL SUB-TRANS SUBS	TAYLOR LANE SUB	35300 - Station Equipment	Bushings	\$66,141.66	\$1,634.93	\$64,506.73
JCP&L Jersey Central Pwr & Lht	JCPL SUB-TRANS SUBS	TAYLOR LANE SUB	35300 - Station Equipment	Circuit Breaker	\$70,824.44	\$17,874.77	\$52,949.67
JCP&L Jersey Central Pwr & Lht	JCPL SUB-TRANS SUBS	TAYLOR LANE SUB	35300 - Station Equipment	RTU - SCADA	\$79,674.04	\$4,402.76	\$75,271.28
JCP&L Jersey Central Pwr & Lht	JCPL SUB-TRANS SUBS	TAYLOR LANE SUB	35300 - Station Equipment	Transformer, Power	\$89,424.65	\$40,635.33	\$48,789.32
JCP&L Jersey Central Pwr & Lht	JCPL SUB-TRANS SUBS	TAYLOR LANE SUB	35300 - Station Equipment	Transformer, Power	\$97,647.40	\$41,534.79	\$56,112.61
JCP&L Jersey Central Pwr & Lht	JCPL SUB-TRANS SUBS	TAYLOR LANE SUB	35300 - Station Equipment	Circuit Breaker	\$101,744.05	\$30,465.75	\$71,278.30
JCP&L Jersey Central Pwr & Lht	JCPL SUB-TRANS SUBS	TAYLOR LANE SUB	35300 - Station Equipment	Non-Unitized	\$106,429.45	\$898.30	\$105,531.15

Company	Major Location	Asset Location	Utility Account	Asset Retirement Unit	Book Cost	Allocated Reserve	Net Book Value
JCP&L Jersey Central Pwr & Lht	JCPL SUB-TRANS SUBS	TAYLOR LANE SUB	35300 - Station Equipment	Circuit Breaker	\$116,435.07	\$20,716.88	\$95,718.19
		TAYLOR LANE SUB Total			\$1,812,920.23	\$510,191.39	\$1,302,728.84
JCP&L Jersey Central Pwr & Lht	JCPL DIST SUBS	TEWKSBUURY SUB (JCPL)	35300 - Station Equipment	Non-Unitized	\$693.09	\$17.23	\$675.86
JCP&L Jersey Central Pwr & Lht	JCPL DIST SUBS	TEWKSBUURY SUB (JCPL)	35300 - Station Equipment	Conduit/Duct System	\$10,310.08	\$256.29	\$10,053.79
JCP&L Jersey Central Pwr & Lht	JCPL DIST SUBS	TEWKSBUURY SUB (JCPL)	35300 - Station Equipment	Battery Cell Assembly	\$12,887.58	\$320.36	\$12,567.22
JCP&L Jersey Central Pwr & Lht	JCPL DIST SUBS	TEWKSBUURY SUB (JCPL)	35300 - Station Equipment	Line Tuning Assembly	\$18,194.26	\$452.27	\$17,741.99
JCP&L Jersey Central Pwr & Lht	JCPL DIST SUBS	TEWKSBUURY SUB (JCPL)	35300 - Station Equipment	Line Wave Trap	\$36,388.50	\$904.54	\$35,483.96
JCP&L Jersey Central Pwr & Lht	JCPL DIST SUBS	TEWKSBUURY SUB (JCPL)	35300 - Station Equipment	Site Clearing	\$62,642.97	\$1,557.18	\$61,085.79
JCP&L Jersey Central Pwr & Lht	JCPL DIST SUBS	TEWKSBUURY SUB (JCPL)	35300 - Station Equipment	Bus-Insulators	\$67,076.15	\$1,667.38	\$65,408.77
JCP&L Jersey Central Pwr & Lht	JCPL DIST SUBS	TEWKSBUURY SUB (JCPL)	35300 - Station Equipment	Carrier Transmitter/Receiver Assem	\$94,610.10	\$2,351.82	\$92,258.28
JCP&L Jersey Central Pwr & Lht	JCPL DIST SUBS	TEWKSBUURY SUB (JCPL)	35300 - Station Equipment	Control Wiring	\$127,966.24	\$3,181.00	\$124,785.24
JCP&L Jersey Central Pwr & Lht	JCPL DIST SUBS	TEWKSBUURY SUB (JCPL)	35300 - Station Equipment	Switch	\$163,141.76	\$4,055.39	\$159,086.37
JCP&L Jersey Central Pwr & Lht	JCPL DIST SUBS	TEWKSBUURY SUB (JCPL)	35300 - Station Equipment	Fence	\$171,632.43	\$4,266.44	\$167,365.99
JCP&L Jersey Central Pwr & Lht	JCPL DIST SUBS	TEWKSBUURY SUB (JCPL)	35300 - Station Equipment	Grounding System, Station	\$173,189.36	\$4,305.15	\$168,884.21
JCP&L Jersey Central Pwr & Lht	JCPL DIST SUBS	TEWKSBUURY SUB (JCPL)	35300 - Station Equipment	Bus	\$180,123.06	\$4,477.51	\$175,645.55
JCP&L Jersey Central Pwr & Lht	JCPL DIST SUBS	TEWKSBUURY SUB (JCPL)	35300 - Station Equipment	Foundation - Equipment	\$262,609.13	\$6,527.95	\$256,081.18
JCP&L Jersey Central Pwr & Lht	JCPL DIST SUBS	TEWKSBUURY SUB (JCPL)	35300 - Station Equipment	Structure	\$522,945.89	\$12,999.42	\$509,946.47
JCP&L Jersey Central Pwr & Lht	JCPL DIST SUBS	TEWKSBUURY SUB (JCPL)	35300 - Station Equipment	Circuit Breaker	\$2,563,448.45	\$63,722.32	\$2,499,726.13
		TEWKSBUURY SUB (JCPL) Total			\$4,467,859.05	\$111,062.26	\$4,356,796.79
JCP&L Jersey Central Pwr & Lht	JCPL SUB-TRANS SUBS	THATCHER SUBTRAN SUB	35300 - Station Equipment	Relays	\$2,733.62	\$365.48	\$2,368.14
JCP&L Jersey Central Pwr & Lht	JCPL SUB-TRANS SUBS	THATCHER SUBTRAN SUB	35300 - Station Equipment	Conduit	\$15,565.27	\$2,081.03	\$13,484.24
		THATCHER SUBTRAN SUB Total			\$18,298.89	\$2,446.51	\$15,852.38
JCP&L Jersey Central Pwr & Lht	JCPL TRANS SUBS	TMI 500KV CR SUB	35300 - Station Equipment	Capacitor Bank	\$9,521.35	\$3,013.12	\$6,508.23
JCP&L Jersey Central Pwr & Lht	JCPL TRANS SUBS	TMI 500KV CR SUB	35300 - Station Equipment	Capacitor Bank	\$365,227.64	\$67,431.99	\$297,795.65
JCP&L Jersey Central Pwr & Lht	JCPL TRANS SUBS	TMI 500KV CR SUB	35300 - Station Equipment	Capacitor Bank	\$3,081,525.14	\$1,093,520.10	\$1,988,005.04
		TMI 500KV CR SUB Total			\$3,456,274.13	\$1,163,965.21	\$2,292,308.92
JCP&L Jersey Central Pwr & Lht	JCPL TRANS SUBS	TMI 500KV NR SUB	35300 - Station Equipment	Non-Unitized	\$27,661.44	\$233.47	\$27,427.97
JCP&L Jersey Central Pwr & Lht	JCPL TRANS SUBS	TMI 500KV NR SUB	35300 - Station Equipment	Transformer, Current : Each	\$174,639.27	\$26,163.00	\$148,476.27
		TMI 500KV NR SUB Total			\$202,300.71	\$26,396.47	\$175,904.24
JCP&L Jersey Central Pwr & Lht	JCPL SUB-TRANS SUBS	TRAYNOR SUB	35300 - Station Equipment	Office Furniture	\$31.67	\$28.57	\$3.10
JCP&L Jersey Central Pwr & Lht	JCPL SUB-TRANS SUBS	TRAYNOR SUB	35300 - Station Equipment	Battery System	\$50.00	\$25.26	\$24.74
JCP&L Jersey Central Pwr & Lht	JCPL SUB-TRANS SUBS	TRAYNOR SUB	35300 - Station Equipment	Minor Station Equipment	\$50.34	\$20.93	\$29.41
JCP&L Jersey Central Pwr & Lht	JCPL SUB-TRANS SUBS	TRAYNOR SUB	35300 - Station Equipment	Grounding System, Station	\$54.28	\$28.57	\$25.71
JCP&L Jersey Central Pwr & Lht	JCPL SUB-TRANS SUBS	TRAYNOR SUB	35300 - Station Equipment	Wood Pole	\$118.57	\$59.91	\$58.66
JCP&L Jersey Central Pwr & Lht	JCPL SUB-TRANS SUBS	TRAYNOR SUB	35300 - Station Equipment	Fire Protection System for Equipmnt	\$125.00	\$77.03	\$47.97
JCP&L Jersey Central Pwr & Lht	JCPL SUB-TRANS SUBS	TRAYNOR SUB	35300 - Station Equipment	Transformer, Power	\$159.14	\$125.02	\$34.12
JCP&L Jersey Central Pwr & Lht	JCPL SUB-TRANS SUBS	TRAYNOR SUB	35300 - Station Equipment	Grounding System, Station	\$359.42	\$205.01	\$154.41
JCP&L Jersey Central Pwr & Lht	JCPL SUB-TRANS SUBS	TRAYNOR SUB	35300 - Station Equipment	Wiring	\$423.66	\$399.96	\$23.70
JCP&L Jersey Central Pwr & Lht	JCPL SUB-TRANS SUBS	TRAYNOR SUB	35300 - Station Equipment	Switchgear	\$498.46	\$262.41	\$236.05
JCP&L Jersey Central Pwr & Lht	JCPL SUB-TRANS SUBS	TRAYNOR SUB	35300 - Station Equipment	Foundation - Equipment	\$651.01	\$264.65	\$386.36
JCP&L Jersey Central Pwr & Lht	JCPL SUB-TRANS SUBS	TRAYNOR SUB	35300 - Station Equipment	Conduit/Duct System	\$669.81	\$291.32	\$378.49
JCP&L Jersey Central Pwr & Lht	JCPL SUB-TRANS SUBS	TRAYNOR SUB	35300 - Station Equipment	Foundation - Equipment	\$741.78	\$700.28	\$41.50
JCP&L Jersey Central Pwr & Lht	JCPL SUB-TRANS SUBS	TRAYNOR SUB	35300 - Station Equipment	Regulating Equipment	\$775.26	\$315.17	\$460.09
JCP&L Jersey Central Pwr & Lht	JCPL SUB-TRANS SUBS	TRAYNOR SUB	35300 - Station Equipment	Arrester, Lightning & Surge Protect	\$819.32	\$333.08	\$486.24
JCP&L Jersey Central Pwr & Lht	JCPL SUB-TRANS SUBS	TRAYNOR SUB	35300 - Station Equipment	Arrester, Lightning & Surge Protect	\$852.53	\$370.79	\$481.74
JCP&L Jersey Central Pwr & Lht	JCPL SUB-TRANS SUBS	TRAYNOR SUB	35300 - Station Equipment	Fire Protection System for Equipmnt	\$894.36	\$380.42	\$513.94
JCP&L Jersey Central Pwr & Lht	JCPL SUB-TRANS SUBS	TRAYNOR SUB	35300 - Station Equipment	Minor Station Equipment	\$957.32	\$483.66	\$473.66
JCP&L Jersey Central Pwr & Lht	JCPL SUB-TRANS SUBS	TRAYNOR SUB	35300 - Station Equipment	Conduit/Duct System	\$984.14	\$606.45	\$377.69
JCP&L Jersey Central Pwr & Lht	JCPL SUB-TRANS SUBS	TRAYNOR SUB	35300 - Station Equipment	Grounding System, Station	\$1,027.92	\$447.07	\$580.85
JCP&L Jersey Central Pwr & Lht	JCPL SUB-TRANS SUBS	TRAYNOR SUB	35300 - Station Equipment	Controls and Instrumentation	\$1,100.95	\$427.27	\$673.68
JCP&L Jersey Central Pwr & Lht	JCPL SUB-TRANS SUBS	TRAYNOR SUB	35300 - Station Equipment	Structure	\$1,230.01	\$757.96	\$472.05
JCP&L Jersey Central Pwr & Lht	JCPL SUB-TRANS SUBS	TRAYNOR SUB	35300 - Station Equipment	Capacitor Bank	\$1,310.80	\$648.60	\$662.20
JCP&L Jersey Central Pwr & Lht	JCPL SUB-TRANS SUBS	TRAYNOR SUB	35300 - Station Equipment	Fuse Equipment	\$1,348.35	\$754.02	\$594.33
JCP&L Jersey Central Pwr & Lht	JCPL SUB-TRANS SUBS	TRAYNOR SUB	35300 - Station Equipment	Capacitor Bank	\$1,420.68	\$590.85	\$829.83
JCP&L Jersey Central Pwr & Lht	JCPL SUB-TRANS SUBS	TRAYNOR SUB	35300 - Station Equipment	Grounding System, Station	\$1,651.52	\$421.23	\$1,230.29
JCP&L Jersey Central Pwr & Lht	JCPL SUB-TRANS SUBS	TRAYNOR SUB	35300 - Station Equipment	Controls and Instrumentation	\$1,658.52	\$721.34	\$937.18
JCP&L Jersey Central Pwr & Lht	JCPL SUB-TRANS SUBS	TRAYNOR SUB	35300 - Station Equipment	Reactor	\$1,717.43	\$187.94	\$1,529.49
JCP&L Jersey Central Pwr & Lht	JCPL SUB-TRANS SUBS	TRAYNOR SUB	35300 - Station Equipment	Conduit/Duct System	\$1,841.82	\$1,178.30	\$663.52

Company	Major Location	Asset Location	Utility Account	Asset Retirement Unit	Book Cost	Allocated Reserve	Net Book Value
JCP&L Jersey Central Pwr & Lht	JCPL SUB-TRANS SUBS	TRAYNOR SUB	35300 - Station Equipment	Wiring	\$1,896.71	\$483.77	\$1,412.94
JCP&L Jersey Central Pwr & Lht	JCPL SUB-TRANS SUBS	TRAYNOR SUB	35300 - Station Equipment	Conduit/Duct System	\$1,957.29	\$968.49	\$988.80
JCP&L Jersey Central Pwr & Lht	JCPL SUB-TRANS SUBS	TRAYNOR SUB	35300 - Station Equipment	Cabinets/Panels/Consoles	\$2,016.81	\$269.64	\$1,747.17
JCP&L Jersey Central Pwr & Lht	JCPL SUB-TRANS SUBS	TRAYNOR SUB	35300 - Station Equipment	Switchgear	\$2,078.04	\$806.46	\$1,271.58
JCP&L Jersey Central Pwr & Lht	JCPL SUB-TRANS SUBS	TRAYNOR SUB	35300 - Station Equipment	Conduit/Duct System	\$2,105.81	\$85.68	\$2,020.13
JCP&L Jersey Central Pwr & Lht	JCPL SUB-TRANS SUBS	TRAYNOR SUB	35300 - Station Equipment	Controls and Instrumentation	\$2,218.67	\$585.86	\$1,632.81
JCP&L Jersey Central Pwr & Lht	JCPL SUB-TRANS SUBS	TRAYNOR SUB	35300 - Station Equipment	Arrester, Lightning & Surge Protect	\$2,250.12	\$1,113.39	\$1,136.73
JCP&L Jersey Central Pwr & Lht	JCPL SUB-TRANS SUBS	TRAYNOR SUB	35300 - Station Equipment	Grounding System, Station	\$2,640.01	\$1,000.55	\$1,639.46
JCP&L Jersey Central Pwr & Lht	JCPL SUB-TRANS SUBS	TRAYNOR SUB	35300 - Station Equipment	Foundation - Equipment	\$2,673.66	\$1,322.97	\$1,350.69
JCP&L Jersey Central Pwr & Lht	JCPL SUB-TRANS SUBS	TRAYNOR SUB	35300 - Station Equipment	Grounding System, Station	\$2,683.09	\$1,245.81	\$1,437.28
JCP&L Jersey Central Pwr & Lht	JCPL SUB-TRANS SUBS	TRAYNOR SUB	35300 - Station Equipment	Cable, Wiring	\$2,815.97	\$70.00	\$2,745.97
JCP&L Jersey Central Pwr & Lht	JCPL SUB-TRANS SUBS	TRAYNOR SUB	35300 - Station Equipment	Transformer, Power	\$2,834.86	\$898.50	\$1,936.36
JCP&L Jersey Central Pwr & Lht	JCPL SUB-TRANS SUBS	TRAYNOR SUB	35300 - Station Equipment	Grounding System, Station	\$2,848.00	\$1,530.06	\$1,317.94
JCP&L Jersey Central Pwr & Lht	JCPL SUB-TRANS SUBS	TRAYNOR SUB	35300 - Station Equipment	Minor Station Equipment	\$2,897.11	\$1,433.53	\$1,463.58
JCP&L Jersey Central Pwr & Lht	JCPL SUB-TRANS SUBS	TRAYNOR SUB	35300 - Station Equipment	Bus	\$3,074.52	\$125.08	\$2,949.44
JCP&L Jersey Central Pwr & Lht	JCPL SUB-TRANS SUBS	TRAYNOR SUB	35300 - Station Equipment	Switchgear	\$3,491.32	\$1,229.41	\$2,261.91
JCP&L Jersey Central Pwr & Lht	JCPL SUB-TRANS SUBS	TRAYNOR SUB	35300 - Station Equipment	Arrester, Lightning & Surge Protect	\$3,562.39	\$908.60	\$2,653.79
JCP&L Jersey Central Pwr & Lht	JCPL SUB-TRANS SUBS	TRAYNOR SUB	35300 - Station Equipment	Structure	\$3,612.96	\$1,050.13	\$2,562.83
JCP&L Jersey Central Pwr & Lht	JCPL SUB-TRANS SUBS	TRAYNOR SUB	35300 - Station Equipment	Switch	\$4,034.20	\$2,167.34	\$1,866.86
JCP&L Jersey Central Pwr & Lht	JCPL SUB-TRANS SUBS	TRAYNOR SUB	35300 - Station Equipment	Wiring	\$4,128.94	\$1,200.10	\$2,928.84
JCP&L Jersey Central Pwr & Lht	JCPL SUB-TRANS SUBS	TRAYNOR SUB	35300 - Station Equipment	Grounding System, Station	\$4,193.89	\$1,704.94	\$2,488.95
JCP&L Jersey Central Pwr & Lht	JCPL SUB-TRANS SUBS	TRAYNOR SUB	35300 - Station Equipment	Transformer, Power	\$4,206.47	\$2,259.89	\$1,946.58
JCP&L Jersey Central Pwr & Lht	JCPL SUB-TRANS SUBS	TRAYNOR SUB	35300 - Station Equipment	Wiring	\$4,367.94	\$1,616.04	\$2,751.90
JCP&L Jersey Central Pwr & Lht	JCPL SUB-TRANS SUBS	TRAYNOR SUB	35300 - Station Equipment	Arrester, Lightning & Surge Protect	\$4,379.76	\$2,212.77	\$2,166.99
JCP&L Jersey Central Pwr & Lht	JCPL SUB-TRANS SUBS	TRAYNOR SUB	35300 - Station Equipment	Carrier Equipment System	\$4,469.21	\$1,573.76	\$2,895.45
JCP&L Jersey Central Pwr & Lht	JCPL SUB-TRANS SUBS	TRAYNOR SUB	35300 - Station Equipment	Grounding System, Station	\$4,588.26	\$613.44	\$3,974.82
JCP&L Jersey Central Pwr & Lht	JCPL SUB-TRANS SUBS	TRAYNOR SUB	35300 - Station Equipment	Steel Pole Fully Dressed	\$4,608.79	\$669.42	\$3,939.37
JCP&L Jersey Central Pwr & Lht	JCPL SUB-TRANS SUBS	TRAYNOR SUB	35300 - Station Equipment	Fuse Equipment	\$4,705.10	\$2,377.14	\$2,327.96
JCP&L Jersey Central Pwr & Lht	JCPL SUB-TRANS SUBS	TRAYNOR SUB	35300 - Station Equipment	Carrier Equipment System	\$4,924.89	\$1,211.28	\$3,713.61
JCP&L Jersey Central Pwr & Lht	JCPL SUB-TRANS SUBS	TRAYNOR SUB	35300 - Station Equipment	Arrester, Lightning & Surge Protect	\$5,075.17	\$1,475.13	\$3,600.04
JCP&L Jersey Central Pwr & Lht	JCPL SUB-TRANS SUBS	TRAYNOR SUB	35300 - Station Equipment	Control Wiring	\$5,138.23	\$209.05	\$4,929.18
JCP&L Jersey Central Pwr & Lht	JCPL SUB-TRANS SUBS	TRAYNOR SUB	35300 - Station Equipment	Controls and Instrumentation	\$5,174.91	\$2,103.75	\$3,071.16
JCP&L Jersey Central Pwr & Lht	JCPL SUB-TRANS SUBS	TRAYNOR SUB	35300 - Station Equipment	Battery System	\$5,210.48	\$1,974.73	\$3,235.75
JCP&L Jersey Central Pwr & Lht	JCPL SUB-TRANS SUBS	TRAYNOR SUB	35300 - Station Equipment	Wiring	\$5,256.18	\$2,088.08	\$3,168.10
JCP&L Jersey Central Pwr & Lht	JCPL SUB-TRANS SUBS	TRAYNOR SUB	35300 - Station Equipment	Wiring	\$5,440.64	\$1,964.19	\$3,476.45
JCP&L Jersey Central Pwr & Lht	JCPL SUB-TRANS SUBS	TRAYNOR SUB	35300 - Station Equipment	Structure	\$5,465.07	\$2,376.90	\$3,088.17
JCP&L Jersey Central Pwr & Lht	JCPL SUB-TRANS SUBS	TRAYNOR SUB	35300 - Station Equipment	Transformer, Power	\$5,548.86	\$2,003.26	\$3,545.60
JCP&L Jersey Central Pwr & Lht	JCPL SUB-TRANS SUBS	TRAYNOR SUB	35300 - Station Equipment	Capacitor Bank	\$5,603.77	\$139.30	\$5,464.47
JCP&L Jersey Central Pwr & Lht	JCPL SUB-TRANS SUBS	TRAYNOR SUB	35300 - Station Equipment	Transformer, Instrument	\$5,717.10	\$3,197.08	\$2,520.02
JCP&L Jersey Central Pwr & Lht	JCPL SUB-TRANS SUBS	TRAYNOR SUB	35300 - Station Equipment	Switchgear	\$5,810.99	\$2,527.35	\$3,283.64
JCP&L Jersey Central Pwr & Lht	JCPL SUB-TRANS SUBS	TRAYNOR SUB	35300 - Station Equipment	Battery System	\$6,008.10	\$2,169.06	\$3,839.04
JCP&L Jersey Central Pwr & Lht	JCPL SUB-TRANS SUBS	TRAYNOR SUB	35300 - Station Equipment	Carrier Equipment System	\$6,015.99	\$1,367.95	\$4,648.04
JCP&L Jersey Central Pwr & Lht	JCPL SUB-TRANS SUBS	TRAYNOR SUB	35300 - Station Equipment	Wiring	\$6,215.77	\$3,976.53	\$2,239.24
JCP&L Jersey Central Pwr & Lht	JCPL SUB-TRANS SUBS	TRAYNOR SUB	35300 - Station Equipment	Grounding System, Station	\$6,361.97	\$2,296.81	\$4,065.16
JCP&L Jersey Central Pwr & Lht	JCPL SUB-TRANS SUBS	TRAYNOR SUB	35300 - Station Equipment	Grounding System, Station	\$6,486.51	\$1,885.34	\$4,601.17
JCP&L Jersey Central Pwr & Lht	JCPL SUB-TRANS SUBS	TRAYNOR SUB	35300 - Station Equipment	Transrupter	\$6,798.88	\$827.91	\$5,970.97
JCP&L Jersey Central Pwr & Lht	JCPL SUB-TRANS SUBS	TRAYNOR SUB	35300 - Station Equipment	Wiring	\$7,194.65	\$3,129.15	\$4,065.50
JCP&L Jersey Central Pwr & Lht	JCPL SUB-TRANS SUBS	TRAYNOR SUB	35300 - Station Equipment	Switchgear	\$7,709.22	\$3,579.55	\$4,129.67
JCP&L Jersey Central Pwr & Lht	JCPL SUB-TRANS SUBS	TRAYNOR SUB	35300 - Station Equipment	Foundation - Equipment	\$7,837.32	\$2,829.44	\$5,007.88
JCP&L Jersey Central Pwr & Lht	JCPL SUB-TRANS SUBS	TRAYNOR SUB	35300 - Station Equipment	Switch	\$8,029.19	\$3,492.11	\$4,537.08
JCP&L Jersey Central Pwr & Lht	JCPL SUB-TRANS SUBS	TRAYNOR SUB	35300 - Station Equipment	Wiring	\$8,391.31	\$3,256.56	\$5,134.75
JCP&L Jersey Central Pwr & Lht	JCPL SUB-TRANS SUBS	TRAYNOR SUB	35300 - Station Equipment	Regulator - Voltage	\$8,447.89	\$924.46	\$7,523.43
JCP&L Jersey Central Pwr & Lht	JCPL SUB-TRANS SUBS	TRAYNOR SUB	35300 - Station Equipment	Conduit/Duct System	\$8,588.91	\$3,653.34	\$4,935.57
JCP&L Jersey Central Pwr & Lht	JCPL SUB-TRANS SUBS	TRAYNOR SUB	35300 - Station Equipment	Switchgear	\$8,826.13	\$2,170.79	\$6,655.34
JCP&L Jersey Central Pwr & Lht	JCPL SUB-TRANS SUBS	TRAYNOR SUB	35300 - Station Equipment	Grounding System, Station	\$8,933.56	\$3,715.40	\$5,218.16
JCP&L Jersey Central Pwr & Lht	JCPL SUB-TRANS SUBS	TRAYNOR SUB	35300 - Station Equipment	Minor Station Equipment	\$9,360.69	\$4,253.58	\$5,107.11
JCP&L Jersey Central Pwr & Lht	JCPL SUB-TRANS SUBS	TRAYNOR SUB	35300 - Station Equipment	Non-Unitized	\$9,389.06	\$233.39	\$9,155.67
JCP&L Jersey Central Pwr & Lht	JCPL SUB-TRANS SUBS	TRAYNOR SUB	35300 - Station Equipment	Grounding System, Station	\$9,895.46	\$4,896.42	\$4,999.04

Company	Major Location	Asset Location	Utility Account	Asset Retirement Unit	Book Cost	Allocated Reserve	Net Book Value
JCP&L Jersey Central Pwr & Lht	JCPL SUB-TRANS SUBS	TRAYNOR SUB	35300 - Station Equipment	Fuse Equipment	\$10,507.89	\$4,370.14	\$6,137.75
JCP&L Jersey Central Pwr & Lht	JCPL SUB-TRANS SUBS	TRAYNOR SUB	35300 - Station Equipment	Conduit/Duct System	\$10,707.20	\$3,865.53	\$6,841.67
JCP&L Jersey Central Pwr & Lht	JCPL SUB-TRANS SUBS	TRAYNOR SUB	35300 - Station Equipment	Conduit/Duct System	\$10,859.43	\$4,414.68	\$6,444.75
JCP&L Jersey Central Pwr & Lht	JCPL SUB-TRANS SUBS	TRAYNOR SUB	35300 - Station Equipment	Minor Station Equipment	\$10,909.72	\$2,880.78	\$8,028.94
JCP&L Jersey Central Pwr & Lht	JCPL SUB-TRANS SUBS	TRAYNOR SUB	35300 - Station Equipment	Transformer, Instrument	\$11,221.42	\$5,669.35	\$5,552.07
JCP&L Jersey Central Pwr & Lht	JCPL SUB-TRANS SUBS	TRAYNOR SUB	35300 - Station Equipment	Switch	\$11,232.86	\$6,921.89	\$4,310.97
JCP&L Jersey Central Pwr & Lht	JCPL SUB-TRANS SUBS	TRAYNOR SUB	35300 - Station Equipment	Foundation - Equipment	\$11,421.93	\$5,770.66	\$5,651.27
JCP&L Jersey Central Pwr & Lht	JCPL SUB-TRANS SUBS	TRAYNOR SUB	35300 - Station Equipment	Circuit Breaker	\$11,804.32	\$6,733.01	\$5,071.31
JCP&L Jersey Central Pwr & Lht	JCPL SUB-TRANS SUBS	TRAYNOR SUB	35300 - Station Equipment	Switchgear	\$12,494.55	\$3,186.78	\$9,307.77
JCP&L Jersey Central Pwr & Lht	JCPL SUB-TRANS SUBS	TRAYNOR SUB	35300 - Station Equipment	Controls and Instrumentation	\$12,768.48	\$4,609.69	\$8,158.79
JCP&L Jersey Central Pwr & Lht	JCPL SUB-TRANS SUBS	TRAYNOR SUB	35300 - Station Equipment	Switch	\$13,004.32	\$5,286.64	\$7,717.68
JCP&L Jersey Central Pwr & Lht	JCPL SUB-TRANS SUBS	TRAYNOR SUB	35300 - Station Equipment	Control Wiring	\$13,038.70	\$1,743.25	\$11,295.45
JCP&L Jersey Central Pwr & Lht	JCPL SUB-TRANS SUBS	TRAYNOR SUB	35300 - Station Equipment	Controls and Instrumentation	\$13,742.80	\$6,800.14	\$6,942.66
JCP&L Jersey Central Pwr & Lht	JCPL SUB-TRANS SUBS	TRAYNOR SUB	35300 - Station Equipment	Structure	\$14,150.71	\$3,609.19	\$10,541.52
JCP&L Jersey Central Pwr & Lht	JCPL SUB-TRANS SUBS	TRAYNOR SUB	35300 - Station Equipment	Battery System	\$14,420.13	\$3,807.73	\$10,612.40
JCP&L Jersey Central Pwr & Lht	JCPL SUB-TRANS SUBS	TRAYNOR SUB	35300 - Station Equipment	Switch	\$14,453.07	\$5,609.05	\$8,844.02
JCP&L Jersey Central Pwr & Lht	JCPL SUB-TRANS SUBS	TRAYNOR SUB	35300 - Station Equipment	Foundation - Equipment	\$14,511.42	\$4,217.83	\$10,293.59
JCP&L Jersey Central Pwr & Lht	JCPL SUB-TRANS SUBS	TRAYNOR SUB	35300 - Station Equipment	Fuse Equipment	\$14,571.59	\$4,235.32	\$10,336.27
JCP&L Jersey Central Pwr & Lht	JCPL SUB-TRANS SUBS	TRAYNOR SUB	35300 - Station Equipment	Foundation - Equipment	\$14,616.09	\$6,078.71	\$8,537.38
JCP&L Jersey Central Pwr & Lht	JCPL SUB-TRANS SUBS	TRAYNOR SUB	35300 - Station Equipment	Carrier Equipment System	\$15,318.59	\$4,181.71	\$11,136.88
JCP&L Jersey Central Pwr & Lht	JCPL SUB-TRANS SUBS	TRAYNOR SUB	35300 - Station Equipment	Conduit/Duct System	\$15,409.22	\$3,930.18	\$11,479.04
JCP&L Jersey Central Pwr & Lht	JCPL SUB-TRANS SUBS	TRAYNOR SUB	35300 - Station Equipment	Carrier Transmitter/Receiver Assemb	\$15,546.71	\$2,078.55	\$13,468.16
JCP&L Jersey Central Pwr & Lht	JCPL SUB-TRANS SUBS	TRAYNOR SUB	35300 - Station Equipment	Controls and Instrumentation	\$15,770.66	\$4,022.36	\$11,748.30
JCP&L Jersey Central Pwr & Lht	JCPL SUB-TRANS SUBS	TRAYNOR SUB	35300 - Station Equipment	Wiring	\$15,900.68	\$6,464.09	\$9,436.59
JCP&L Jersey Central Pwr & Lht	JCPL SUB-TRANS SUBS	TRAYNOR SUB	35300 - Station Equipment	Reactor	\$15,944.10	\$1,941.54	\$14,002.56
JCP&L Jersey Central Pwr & Lht	JCPL SUB-TRANS SUBS	TRAYNOR SUB	35300 - Station Equipment	Transformer, Power	\$16,018.38	\$8,092.90	\$7,925.48
JCP&L Jersey Central Pwr & Lht	JCPL SUB-TRANS SUBS	TRAYNOR SUB	35300 - Station Equipment	Circuit Breaker	\$16,576.70	\$8,905.68	\$7,671.02
JCP&L Jersey Central Pwr & Lht	JCPL SUB-TRANS SUBS	TRAYNOR SUB	35300 - Station Equipment	Transformer, Instrument	\$16,654.72	\$6,926.56	\$9,728.16
JCP&L Jersey Central Pwr & Lht	JCPL SUB-TRANS SUBS	TRAYNOR SUB	35300 - Station Equipment	Grounding System, Station	\$16,940.35	\$8,558.71	\$8,381.64
JCP&L Jersey Central Pwr & Lht	JCPL SUB-TRANS SUBS	TRAYNOR SUB	35300 - Station Equipment	Reactor	\$17,331.12	\$5,037.39	\$12,293.73
JCP&L Jersey Central Pwr & Lht	JCPL SUB-TRANS SUBS	TRAYNOR SUB	35300 - Station Equipment	Carrier Equipment System	\$17,390.39	\$4,116.95	\$13,273.44
JCP&L Jersey Central Pwr & Lht	JCPL SUB-TRANS SUBS	TRAYNOR SUB	35300 - Station Equipment	Switchgear	\$17,811.43	\$7,240.87	\$10,570.56
JCP&L Jersey Central Pwr & Lht	JCPL SUB-TRANS SUBS	TRAYNOR SUB	35300 - Station Equipment	Fuse Equipment	\$17,861.72	\$4,875.94	\$12,985.78
JCP&L Jersey Central Pwr & Lht	JCPL SUB-TRANS SUBS	TRAYNOR SUB	35300 - Station Equipment	Structural Steel Support	\$17,886.28	\$2,597.96	\$15,288.32
JCP&L Jersey Central Pwr & Lht	JCPL SUB-TRANS SUBS	TRAYNOR SUB	35300 - Station Equipment	Reactor	\$21,016.64	\$522.43	\$20,494.21
JCP&L Jersey Central Pwr & Lht	JCPL SUB-TRANS SUBS	TRAYNOR SUB	35300 - Station Equipment	Foundation - Equipment	\$21,095.87	\$2,820.47	\$18,275.40
JCP&L Jersey Central Pwr & Lht	JCPL SUB-TRANS SUBS	TRAYNOR SUB	35300 - Station Equipment	Structure	\$21,224.21	\$5,793.84	\$15,430.37
JCP&L Jersey Central Pwr & Lht	JCPL SUB-TRANS SUBS	TRAYNOR SUB	35300 - Station Equipment	Non-Utilized	\$22,307.18	\$1,248.07	\$21,059.11
JCP&L Jersey Central Pwr & Lht	JCPL SUB-TRANS SUBS	TRAYNOR SUB	35300 - Station Equipment	Structure	\$22,700.98	\$9,228.62	\$13,472.36
JCP&L Jersey Central Pwr & Lht	JCPL SUB-TRANS SUBS	TRAYNOR SUB	35300 - Station Equipment	Circuit Breaker	\$22,917.90	\$12,064.93	\$10,852.97
JCP&L Jersey Central Pwr & Lht	JCPL SUB-TRANS SUBS	TRAYNOR SUB	35300 - Station Equipment	Controls and Instrumentation	\$22,975.09	\$11,607.62	\$11,367.47
JCP&L Jersey Central Pwr & Lht	JCPL SUB-TRANS SUBS	TRAYNOR SUB	35300 - Station Equipment	Controls and Instrumentation	\$23,162.17	\$10,525.09	\$12,637.08
JCP&L Jersey Central Pwr & Lht	JCPL SUB-TRANS SUBS	TRAYNOR SUB	35300 - Station Equipment	Controls and Instrumentation	\$24,062.04	\$6,993.77	\$17,068.27
JCP&L Jersey Central Pwr & Lht	JCPL SUB-TRANS SUBS	TRAYNOR SUB	35300 - Station Equipment	Conduit/Duct System	\$24,206.14	\$10,067.13	\$14,139.01
JCP&L Jersey Central Pwr & Lht	JCPL SUB-TRANS SUBS	TRAYNOR SUB	35300 - Station Equipment	Structure	\$26,871.62	\$13,296.48	\$13,575.14
JCP&L Jersey Central Pwr & Lht	JCPL SUB-TRANS SUBS	TRAYNOR SUB	35300 - Station Equipment	Under-load Tap Changer (LTC)	\$27,534.33	\$1,916.50	\$25,617.83
JCP&L Jersey Central Pwr & Lht	JCPL SUB-TRANS SUBS	TRAYNOR SUB	35300 - Station Equipment	Arrester, Lightning & Surge Protect	\$27,870.73	\$11,591.20	\$16,279.53
JCP&L Jersey Central Pwr & Lht	JCPL SUB-TRANS SUBS	TRAYNOR SUB	35300 - Station Equipment	Controls and Instrumentation	\$31,094.82	\$12,932.07	\$18,162.75
JCP&L Jersey Central Pwr & Lht	JCPL SUB-TRANS SUBS	TRAYNOR SUB	35300 - Station Equipment	Conduit/Duct System	\$32,035.87	\$16,185.36	\$15,850.51
JCP&L Jersey Central Pwr & Lht	JCPL SUB-TRANS SUBS	TRAYNOR SUB	35300 - Station Equipment	Reactor	\$33,213.90	\$8,471.32	\$24,742.58
JCP&L Jersey Central Pwr & Lht	JCPL SUB-TRANS SUBS	TRAYNOR SUB	35300 - Station Equipment	Switchgear	\$33,319.70	\$8,798.27	\$24,521.43
JCP&L Jersey Central Pwr & Lht	JCPL SUB-TRANS SUBS	TRAYNOR SUB	35300 - Station Equipment	Transformer, Instrument	\$34,620.90	\$9,450.91	\$25,169.99
JCP&L Jersey Central Pwr & Lht	JCPL SUB-TRANS SUBS	TRAYNOR SUB	35300 - Station Equipment	Structure	\$34,704.09	\$1,411.91	\$33,292.18
JCP&L Jersey Central Pwr & Lht	JCPL SUB-TRANS SUBS	TRAYNOR SUB	35300 - Station Equipment	JCPL - Communication Equipment	\$35,590.85	\$6,332.56	\$29,258.29
JCP&L Jersey Central Pwr & Lht	JCPL SUB-TRANS SUBS	TRAYNOR SUB	35300 - Station Equipment	Bushings	\$35,738.58	\$2,487.55	\$33,251.03
JCP&L Jersey Central Pwr & Lht	JCPL SUB-TRANS SUBS	TRAYNOR SUB	35300 - Station Equipment	Wiring	\$35,900.22	\$17,763.97	\$18,136.25
JCP&L Jersey Central Pwr & Lht	JCPL SUB-TRANS SUBS	TRAYNOR SUB	35300 - Station Equipment	Wiring	\$36,375.60	\$15,128.31	\$21,247.29
JCP&L Jersey Central Pwr & Lht	JCPL SUB-TRANS SUBS	TRAYNOR SUB	35300 - Station Equipment	Transformer, Instrument	\$40,085.53	\$11,651.10	\$28,434.43

Company	Major Location	Asset Location	Utility Account	Asset Retirement Unit	Book Cost	Allocated Reserve	Net Book Value
JCP&L Jersey Central Pwr & Lht	JCPL SUB-TRANS SUBS	TRAYNOR SUB	35300 - Station Equipment	Carrier Equipment System	\$40,269.67	\$20,345.29	\$19,924.38
JCP&L Jersey Central Pwr & Lht	JCPL SUB-TRANS SUBS	TRAYNOR SUB	35300 - Station Equipment	Switch	\$41,002.45	\$10,457.82	\$30,544.63
JCP&L Jersey Central Pwr & Lht	JCPL SUB-TRANS SUBS	TRAYNOR SUB	35300 - Station Equipment	Switchgear	\$41,176.81	\$11,968.29	\$29,208.52
JCP&L Jersey Central Pwr & Lht	JCPL SUB-TRANS SUBS	TRAYNOR SUB	35300 - Station Equipment	Structure	\$41,252.09	\$17,156.41	\$24,095.68
JCP&L Jersey Central Pwr & Lht	JCPL SUB-TRANS SUBS	TRAYNOR SUB	35300 - Station Equipment	Non-Unitized	\$44,241.02	\$1,799.91	\$42,441.11
JCP&L Jersey Central Pwr & Lht	JCPL SUB-TRANS SUBS	TRAYNOR SUB	35300 - Station Equipment	Circuit Breaker	\$44,792.52	\$22,164.01	\$22,628.51
JCP&L Jersey Central Pwr & Lht	JCPL SUB-TRANS SUBS	TRAYNOR SUB	35300 - Station Equipment	Non-Unitized	\$44,986.27	\$379.69	\$44,606.58
JCP&L Jersey Central Pwr & Lht	JCPL SUB-TRANS SUBS	TRAYNOR SUB	35300 - Station Equipment	Controls and Instrumentation	\$47,074.64	\$15,745.64	\$31,329.00
JCP&L Jersey Central Pwr & Lht	JCPL SUB-TRANS SUBS	TRAYNOR SUB	35300 - Station Equipment	Switch	\$49,760.14	\$20,694.83	\$29,065.31
JCP&L Jersey Central Pwr & Lht	JCPL SUB-TRANS SUBS	TRAYNOR SUB	35300 - Station Equipment	Controls and Instrumentation	\$50,603.83	\$13,813.96	\$36,789.87
JCP&L Jersey Central Pwr & Lht	JCPL SUB-TRANS SUBS	TRAYNOR SUB	35300 - Station Equipment	Wiring	\$56,018.89	\$15,292.18	\$40,726.71
JCP&L Jersey Central Pwr & Lht	JCPL SUB-TRANS SUBS	TRAYNOR SUB	35300 - Station Equipment	Carrier Equipment System	\$57,412.54	\$28,408.60	\$29,003.94
JCP&L Jersey Central Pwr & Lht	JCPL SUB-TRANS SUBS	TRAYNOR SUB	35300 - Station Equipment	Switch	\$60,649.88	\$21,895.91	\$38,753.97
JCP&L Jersey Central Pwr & Lht	JCPL SUB-TRANS SUBS	TRAYNOR SUB	35300 - Station Equipment	Switch	\$64,260.71	\$8,591.50	\$55,669.21
JCP&L Jersey Central Pwr & Lht	JCPL SUB-TRANS SUBS	TRAYNOR SUB	35300 - Station Equipment	Fence	\$67,532.08	\$1,678.72	\$65,853.36
JCP&L Jersey Central Pwr & Lht	JCPL SUB-TRANS SUBS	TRAYNOR SUB	35300 - Station Equipment	Regulating Equipment	\$68,263.68	\$17,410.89	\$50,852.79
JCP&L Jersey Central Pwr & Lht	JCPL SUB-TRANS SUBS	TRAYNOR SUB	35300 - Station Equipment	Transformer, Power	\$69,308.08	\$12,331.74	\$56,976.34
JCP&L Jersey Central Pwr & Lht	JCPL SUB-TRANS SUBS	TRAYNOR SUB	35300 - Station Equipment	Relaying Equipment	\$69,833.44	\$3,858.96	\$65,974.48
JCP&L Jersey Central Pwr & Lht	JCPL SUB-TRANS SUBS	TRAYNOR SUB	35300 - Station Equipment	Foundation - Equipment	\$76,000.00	\$20,746.68	\$55,253.32
JCP&L Jersey Central Pwr & Lht	JCPL SUB-TRANS SUBS	TRAYNOR SUB	35300 - Station Equipment	Microwave System	\$76,241.76	\$21,488.18	\$54,753.58
JCP&L Jersey Central Pwr & Lht	JCPL SUB-TRANS SUBS	TRAYNOR SUB	35300 - Station Equipment	RTU - SCADA	\$79,674.04	\$4,402.76	\$75,271.28
JCP&L Jersey Central Pwr & Lht	JCPL SUB-TRANS SUBS	TRAYNOR SUB	35300 - Station Equipment	Minor Station Equipment	\$80,664.57	\$16,795.02	\$63,869.55
JCP&L Jersey Central Pwr & Lht	JCPL SUB-TRANS SUBS	TRAYNOR SUB	35300 - Station Equipment	Switch	\$81,803.84	\$40,477.78	\$41,326.06
JCP&L Jersey Central Pwr & Lht	JCPL SUB-TRANS SUBS	TRAYNOR SUB	35300 - Station Equipment	Switch	\$87,348.75	\$25,388.44	\$61,960.31
JCP&L Jersey Central Pwr & Lht	JCPL SUB-TRANS SUBS	TRAYNOR SUB	35300 - Station Equipment	Circuit Breaker	\$89,004.00	\$44,967.15	\$44,036.85
JCP&L Jersey Central Pwr & Lht	JCPL SUB-TRANS SUBS	TRAYNOR SUB	35300 - Station Equipment	Conduit/Duct System	\$89,436.68	\$23,616.32	\$65,820.36
JCP&L Jersey Central Pwr & Lht	JCPL SUB-TRANS SUBS	TRAYNOR SUB	35300 - Station Equipment	Coupling Capacitor	\$89,750.14	\$2,218.50	\$87,531.64
JCP&L Jersey Central Pwr & Lht	JCPL SUB-TRANS SUBS	TRAYNOR SUB	35300 - Station Equipment	Reactor	\$93,347.04	\$3,797.75	\$89,549.29
JCP&L Jersey Central Pwr & Lht	JCPL SUB-TRANS SUBS	TRAYNOR SUB	35300 - Station Equipment	Switch	\$100,080.21	\$50,563.13	\$49,517.08
JCP&L Jersey Central Pwr & Lht	JCPL SUB-TRANS SUBS	TRAYNOR SUB	35300 - Station Equipment	Conduit	\$101,213.76	\$13,532.03	\$87,681.73
JCP&L Jersey Central Pwr & Lht	JCPL SUB-TRANS SUBS	TRAYNOR SUB	35300 - Station Equipment	Structure	\$104,387.78	\$52,739.44	\$51,648.34
JCP&L Jersey Central Pwr & Lht	JCPL SUB-TRANS SUBS	TRAYNOR SUB	35300 - Station Equipment	Switchgear	\$105,131.24	\$53,115.05	\$52,016.19
JCP&L Jersey Central Pwr & Lht	JCPL SUB-TRANS SUBS	TRAYNOR SUB	35300 - Station Equipment	Cabinets/Panels/Consoles	\$119,295.27	\$4,853.43	\$114,441.84
JCP&L Jersey Central Pwr & Lht	JCPL SUB-TRANS SUBS	TRAYNOR SUB	35300 - Station Equipment	Regulator - Voltage	\$120,182.41	\$8,365.18	\$111,817.23
JCP&L Jersey Central Pwr & Lht	JCPL SUB-TRANS SUBS	TRAYNOR SUB	35300 - Station Equipment	Wiring	\$126,801.16	\$64,063.26	\$62,737.90
JCP&L Jersey Central Pwr & Lht	JCPL SUB-TRANS SUBS	TRAYNOR SUB	35300 - Station Equipment	Capacitor Bank	\$142,902.29	\$37,734.25	\$105,168.04
JCP&L Jersey Central Pwr & Lht	JCPL SUB-TRANS SUBS	TRAYNOR SUB	35300 - Station Equipment	Circuit Switcher	\$145,118.01	\$19,401.93	\$125,716.08
JCP&L Jersey Central Pwr & Lht	JCPL SUB-TRANS SUBS	TRAYNOR SUB	35300 - Station Equipment	Arrester, Lightning & Surge Protect	\$148,009.10	\$40,403.90	\$107,605.20
JCP&L Jersey Central Pwr & Lht	JCPL SUB-TRANS SUBS	TRAYNOR SUB	35300 - Station Equipment	Capacitor Bank	\$166,231.39	\$48,316.16	\$117,915.23
JCP&L Jersey Central Pwr & Lht	JCPL SUB-TRANS SUBS	TRAYNOR SUB	35300 - Station Equipment	Relays	\$184,828.33	\$24,711.10	\$160,117.23
JCP&L Jersey Central Pwr & Lht	JCPL SUB-TRANS SUBS	TRAYNOR SUB	35300 - Station Equipment	Structure	\$199,547.06	\$41,547.32	\$157,999.74
JCP&L Jersey Central Pwr & Lht	JCPL SUB-TRANS SUBS	TRAYNOR SUB	35300 - Station Equipment	Circuit Breaker	\$203,730.79	\$42,418.41	\$161,312.38
JCP&L Jersey Central Pwr & Lht	JCPL SUB-TRANS SUBS	TRAYNOR SUB	35300 - Station Equipment	Switchgear	\$213,917.18	\$58,395.65	\$155,521.53
JCP&L Jersey Central Pwr & Lht	JCPL SUB-TRANS SUBS	TRAYNOR SUB	35300 - Station Equipment	Mobile Transformer	\$225,407.57	\$46,931.69	\$178,475.88
JCP&L Jersey Central Pwr & Lht	JCPL SUB-TRANS SUBS	TRAYNOR SUB	35300 - Station Equipment	Circuit Breaker	\$267,843.62	\$77,850.37	\$189,993.25
JCP&L Jersey Central Pwr & Lht	JCPL SUB-TRANS SUBS	TRAYNOR SUB	35300 - Station Equipment	Switch	\$291,117.05	\$79,469.87	\$211,647.18
JCP&L Jersey Central Pwr & Lht	JCPL SUB-TRANS SUBS	TRAYNOR SUB	35300 - Station Equipment	Circuit Breaker	\$301,319.50	\$82,254.96	\$219,064.54
JCP&L Jersey Central Pwr & Lht	JCPL SUB-TRANS SUBS	TRAYNOR SUB	35300 - Station Equipment	Circuit Breaker	\$369,783.73	\$15,044.36	\$354,739.37
JCP&L Jersey Central Pwr & Lht	JCPL SUB-TRANS SUBS	TRAYNOR SUB	35300 - Station Equipment	Circuit Breaker	\$386,137.75	\$21,337.80	\$364,799.95
JCP&L Jersey Central Pwr & Lht	JCPL SUB-TRANS SUBS	TRAYNOR SUB	35300 - Station Equipment	Circuit Breaker	\$428,512.27	\$57,291.05	\$371,221.22
JCP&L Jersey Central Pwr & Lht	JCPL SUB-TRANS SUBS	TRAYNOR SUB	35300 - Station Equipment	Transformer, Power	\$662,704.47	\$137,980.48	\$524,723.99
JCP&L Jersey Central Pwr & Lht	JCPL SUB-TRANS SUBS	TRAYNOR SUB	35300 - Station Equipment	Transformer, Power	\$1,078,898.58	\$448,704.98	\$630,193.60
JCP&L Jersey Central Pwr & Lht	JCPL SUB-TRANS SUBS	TRAYNOR SUB	35300 - Station Equipment	Transformer, Power	\$3,239,342.44	\$884,283.95	\$2,355,058.49
		TRAYNOR SUB Total			\$12,733,296.03	\$3,348,837.65	\$9,384,458.38
JCP&L Jersey Central Pwr & Lht	JCPL SERV CENTERS	UNION BEACH STORAGE BLDG	35300 - Station Equipment	Transformer, Power	\$108,437.00	\$48,142.78	\$60,294.22
		UNION BEACH STORAGE BLDG Total			\$108,437.00	\$48,142.78	\$60,294.22
JCP&L Jersey Central Pwr & Lht	OE UNSPECIFIED	Unspecified - OEKO	35300 - Station Equipment	Non-Unitized	\$170,682.51	\$6,944.08	\$163,738.43
JCP&L Jersey Central Pwr & Lht	OE UNSPECIFIED	Unspecified - OEKO	35300 - Station Equipment	Non-Unitized	\$195,615.37	\$1,651.05	\$193,964.32

Company	Major Location	Asset Location	Utility Account	Asset Retirement Unit	Book Cost	Allocated Reserve	Net Book Value
		Unspecified - OEEO Total			\$366,297.88	\$8,595.13	\$357,702.75
JCP&L Jersey Central Pwr & Lht	JCPL - UNSPECIFIED	Unspecified JCPL	35300 - Station Equipment	Non-Unitized	(\$30,902.88)	(\$3,050.86)	(\$27,852.02)
JCP&L Jersey Central Pwr & Lht	JCPL - UNSPECIFIED	Unspecified JCPL	35300 - Station Equipment	Coupling Capacitor	\$255.92	\$60.89	\$195.03
JCP&L Jersey Central Pwr & Lht	JCPL - UNSPECIFIED	Unspecified JCPL	35300 - Station Equipment	Non-Unitized	\$1,886.44	\$105.54	\$1,780.90
JCP&L Jersey Central Pwr & Lht	JCPL - UNSPECIFIED	Unspecified JCPL	35300 - Station Equipment	Transformer, Other	\$1,920.82	\$417.17	\$1,503.65
JCP&L Jersey Central Pwr & Lht	JCPL - UNSPECIFIED	Unspecified JCPL	35300 - Station Equipment	Transformer, Power	\$3,091.29	\$570.75	\$2,520.54
JCP&L Jersey Central Pwr & Lht	JCPL - UNSPECIFIED	Unspecified JCPL	35300 - Station Equipment	Minor Station Equipment	\$8,013.92	\$1,388.86	\$6,625.06
JCP&L Jersey Central Pwr & Lht	JCPL - UNSPECIFIED	Unspecified JCPL	35300 - Station Equipment	Battery System	\$8,637.10	\$2,229.03	\$6,408.07
JCP&L Jersey Central Pwr & Lht	JCPL - UNSPECIFIED	Unspecified JCPL	35300 - Station Equipment	Battery System	\$9,002.47	\$1,955.19	\$7,047.28
JCP&L Jersey Central Pwr & Lht	JCPL - UNSPECIFIED	Unspecified JCPL	35300 - Station Equipment	Circuit Breaker	\$10,000.00	\$2,777.95	\$7,222.05
JCP&L Jersey Central Pwr & Lht	JCPL - UNSPECIFIED	Unspecified JCPL	35300 - Station Equipment	Transformer, Instrument	\$10,125.66	\$2,812.86	\$7,312.80
JCP&L Jersey Central Pwr & Lht	JCPL - UNSPECIFIED	Unspecified JCPL	35300 - Station Equipment	Non-Unitized	\$17,283.67	\$429.64	\$16,854.03
JCP&L Jersey Central Pwr & Lht	JCPL - UNSPECIFIED	Unspecified JCPL	35300 - Station Equipment	Coupling Capacitor	\$22,884.86	\$4,970.21	\$17,914.65
JCP&L Jersey Central Pwr & Lht	JCPL - UNSPECIFIED	Unspecified JCPL	35300 - Station Equipment	Minor Station Equipment	\$23,504.51	\$4,339.64	\$19,164.87
JCP&L Jersey Central Pwr & Lht	JCPL - UNSPECIFIED	Unspecified JCPL	35300 - Station Equipment	Minor Station Equipment	\$62,091.19	\$16,024.26	\$46,066.93
JCP&L Jersey Central Pwr & Lht	JCPL - UNSPECIFIED	Unspecified JCPL	35300 - Station Equipment	Non-Unitized	\$3,269.03	\$77,082.25	\$77,082.25
JCP&L Jersey Central Pwr & Lht	JCPL - UNSPECIFIED	Unspecified JCPL	35300 - Station Equipment	Minor Station Equipment	\$83,012.98	\$18,029.04	\$64,983.94
JCP&L Jersey Central Pwr & Lht	JCPL - UNSPECIFIED	Unspecified JCPL	35300 - Station Equipment	Wiring	\$109,911.16	\$25,019.90	\$84,891.26
JCP&L Jersey Central Pwr & Lht	JCPL - UNSPECIFIED	Unspecified JCPL	35300 - Station Equipment	RTU - SCADA	\$111,309.38	\$24,174.55	\$87,134.83
JCP&L Jersey Central Pwr & Lht	JCPL - UNSPECIFIED	Unspecified JCPL	35300 - Station Equipment	Controls and Instrumentation	\$118,551.46	\$30,595.33	\$87,956.13
JCP&L Jersey Central Pwr & Lht	JCPL - UNSPECIFIED	Unspecified JCPL	35300 - Station Equipment	Controls and Instrumentation	\$132,307.18	\$35,456.17	\$96,851.01
JCP&L Jersey Central Pwr & Lht	JCPL - UNSPECIFIED	Unspecified JCPL	35300 - Station Equipment	Capacitor Bank	\$175,727.18	\$32,444.51	\$143,282.67
JCP&L Jersey Central Pwr & Lht	JCPL - UNSPECIFIED	Unspecified JCPL	35300 - Station Equipment	Circuit Switcher	\$223,467.04	\$48,533.33	\$174,933.71
JCP&L Jersey Central Pwr & Lht	JCPL - UNSPECIFIED	Unspecified JCPL	35300 - Station Equipment	Controls and Instrumentation	\$313,906.21	\$99,338.51	\$214,567.70
JCP&L Jersey Central Pwr & Lht	JCPL - UNSPECIFIED	Unspecified JCPL	35300 - Station Equipment	Circuit Breaker	\$328,222.93	\$64,233.95	\$263,988.98
JCP&L Jersey Central Pwr & Lht	JCPL - UNSPECIFIED	Unspecified JCPL	35300 - Station Equipment	Minor Station Equipment	\$461,047.59	\$109,693.19	\$351,354.40
JCP&L Jersey Central Pwr & Lht	JCPL - UNSPECIFIED	Unspecified JCPL	35300 - Station Equipment	Controls and Instrumentation	\$1,078,488.08	\$351,641.75	\$726,846.33
JCP&L Jersey Central Pwr & Lht	JCPL - UNSPECIFIED	Unspecified JCPL	35300 - Station Equipment	Transformer, Power	\$1,842,218.82	\$360,526.30	\$1,481,692.52
JCP&L Jersey Central Pwr & Lht	JCPL - UNSPECIFIED	Unspecified JCPL	35300 - Station Equipment	Non-Unitized	\$5,244,084.16	\$44,261.49	\$5,199,822.67
JCP&L Jersey Central Pwr & Lht	JCPL - UNSPECIFIED	Unspecified JCPL	35300 - Station Equipment	Unspecified	\$32,728,195.01	\$1,331,520.30	\$31,396,674.71
		Unspecified JCPL Total			\$43,178,595.43	\$2,613,768.47	\$40,564,826.96
JCP&L Jersey Central Pwr & Lht	JCPL SUB-TRANS SUBS	VERNON SUB	35300 - Station Equipment	Non-Unitized	(\$4,112.81)	(\$230.11)	(\$3,882.70)
JCP&L Jersey Central Pwr & Lht	JCPL SUB-TRANS SUBS	VERNON SUB	35300 - Station Equipment	Non-Unitized	\$179.56	\$12.70	\$166.86
JCP&L Jersey Central Pwr & Lht	JCPL SUB-TRANS SUBS	VERNON SUB	35300 - Station Equipment	Minor Station Equipment	\$227.88	\$101.32	\$126.56
JCP&L Jersey Central Pwr & Lht	JCPL SUB-TRANS SUBS	VERNON SUB	35300 - Station Equipment	Fire Protection System for Equipmnt	\$247.05	\$82.64	\$164.41
JCP&L Jersey Central Pwr & Lht	JCPL SUB-TRANS SUBS	VERNON SUB	35300 - Station Equipment	Conduit/Duct System	\$408.62	\$140.27	\$268.35
JCP&L Jersey Central Pwr & Lht	JCPL SUB-TRANS SUBS	VERNON SUB	35300 - Station Equipment	Non-Unitized	\$715.47	\$17.79	\$697.68
JCP&L Jersey Central Pwr & Lht	JCPL SUB-TRANS SUBS	VERNON SUB	35300 - Station Equipment	Transformer, Power	\$1,124.24	\$346.48	\$777.76
JCP&L Jersey Central Pwr & Lht	JCPL SUB-TRANS SUBS	VERNON SUB	35300 - Station Equipment	Non-Unitized	\$1,238.29	\$50.38	\$1,187.91
JCP&L Jersey Central Pwr & Lht	JCPL SUB-TRANS SUBS	VERNON SUB	35300 - Station Equipment	Arrester, Lightning & Surge Protect	\$1,273.60	\$139.37	\$1,134.23
JCP&L Jersey Central Pwr & Lht	JCPL SUB-TRANS SUBS	VERNON SUB	35300 - Station Equipment	Switchgear	\$1,425.58	\$501.99	\$923.59
JCP&L Jersey Central Pwr & Lht	JCPL SUB-TRANS SUBS	VERNON SUB	35300 - Station Equipment	Wiring	\$1,462.06	\$527.83	\$934.23
JCP&L Jersey Central Pwr & Lht	JCPL SUB-TRANS SUBS	VERNON SUB	35300 - Station Equipment	Controls and Instrumentation	\$1,555.73	\$661.74	\$893.99
JCP&L Jersey Central Pwr & Lht	JCPL SUB-TRANS SUBS	VERNON SUB	35300 - Station Equipment	Transformer, Power	\$2,279.55	\$1,623.36	\$656.19
JCP&L Jersey Central Pwr & Lht	JCPL SUB-TRANS SUBS	VERNON SUB	35300 - Station Equipment	Structure	\$2,337.00	\$843.70	\$1,493.30
JCP&L Jersey Central Pwr & Lht	JCPL SUB-TRANS SUBS	VERNON SUB	35300 - Station Equipment	Conduit/Duct System	\$2,468.61	\$1,003.57	\$1,465.04
JCP&L Jersey Central Pwr & Lht	JCPL SUB-TRANS SUBS	VERNON SUB	35300 - Station Equipment	Transformer, Power	\$2,475.65	\$1,149.50	\$1,326.15
JCP&L Jersey Central Pwr & Lht	JCPL SUB-TRANS SUBS	VERNON SUB	35300 - Station Equipment	Switchgear	\$2,783.77	\$956.63	\$1,827.14
JCP&L Jersey Central Pwr & Lht	JCPL SUB-TRANS SUBS	VERNON SUB	35300 - Station Equipment	Wiring	\$3,033.98	\$1,068.36	\$1,965.62
JCP&L Jersey Central Pwr & Lht	JCPL SUB-TRANS SUBS	VERNON SUB	35300 - Station Equipment	Wiring	\$3,036.67	\$405.99	\$2,630.68
JCP&L Jersey Central Pwr & Lht	JCPL SUB-TRANS SUBS	VERNON SUB	35300 - Station Equipment	Controls and Instrumentation	\$3,300.30	\$1,132.95	\$2,167.35
JCP&L Jersey Central Pwr & Lht	JCPL SUB-TRANS SUBS	VERNON SUB	35300 - Station Equipment	Switchgear	\$3,590.95	\$2,557.26	\$1,033.69
JCP&L Jersey Central Pwr & Lht	JCPL SUB-TRANS SUBS	VERNON SUB	35300 - Station Equipment	Transformer, Power	\$3,591.38	\$1,596.75	\$1,994.63
JCP&L Jersey Central Pwr & Lht	JCPL SUB-TRANS SUBS	VERNON SUB	35300 - Station Equipment	Arrester, Lightning & Surge Protect	\$3,648.77	\$1,252.57	\$2,396.20
JCP&L Jersey Central Pwr & Lht	JCPL SUB-TRANS SUBS	VERNON SUB	35300 - Station Equipment	Arrester, Lightning & Surge Protect	\$3,817.14	\$1,697.12	\$2,120.02
JCP&L Jersey Central Pwr & Lht	JCPL SUB-TRANS SUBS	VERNON SUB	35300 - Station Equipment	Arrester, Lightning & Surge Protect	\$4,645.89	\$565.74	\$4,080.15
JCP&L Jersey Central Pwr & Lht	JCPL SUB-TRANS SUBS	VERNON SUB	35300 - Station Equipment	Controls and Instrumentation	\$5,791.30	\$2,039.30	\$3,752.00
JCP&L Jersey Central Pwr & Lht	JCPL SUB-TRANS SUBS	VERNON SUB	35300 - Station Equipment	Structural Steel Support	\$6,608.15	\$804.69	\$5,803.46

Company	Major Location	Asset Location	Utility Account	Asset Retirement Unit	Book Cost	Allocated Reserve	Net Book Value
JCP&L Jersey Central Pwr & Lht	JCPL SUB-TRANS SUBS	VERNON SUB	35300 - Station Equipment	Foundation - Equipment	\$6,914.24	\$2,810.84	\$4,103.40
JCP&L Jersey Central Pwr & Lht	JCPL SUB-TRANS SUBS	VERNON SUB	35300 - Station Equipment	Fuse Equipment	\$7,293.29	\$3,242.65	\$4,050.64
JCP&L Jersey Central Pwr & Lht	JCPL SUB-TRANS SUBS	VERNON SUB	35300 - Station Equipment	Grounding System, Station	\$935.08	\$935.82	\$6,749.26
JCP&L Jersey Central Pwr & Lht	JCPL SUB-TRANS SUBS	VERNON SUB	35300 - Station Equipment	Transformer, Instrument	\$9,055.47	\$4,026.13	\$5,029.34
JCP&L Jersey Central Pwr & Lht	JCPL SUB-TRANS SUBS	VERNON SUB	35300 - Station Equipment	Grounding System, Station	\$12,185.76	\$4,953.87	\$7,231.89
JCP&L Jersey Central Pwr & Lht	JCPL SUB-TRANS SUBS	VERNON SUB	35300 - Station Equipment	Transformer, Other	\$12,671.64	\$1,694.17	\$10,977.47
JCP&L Jersey Central Pwr & Lht	JCPL SUB-TRANS SUBS	VERNON SUB	35300 - Station Equipment	Controls and Instrumentation	\$13,662.38	\$5,554.16	\$8,108.22
JCP&L Jersey Central Pwr & Lht	JCPL SUB-TRANS SUBS	VERNON SUB	35300 - Station Equipment	Transformer, Power	\$14,843.23	\$3,919.45	\$10,923.78
JCP&L Jersey Central Pwr & Lht	JCPL SUB-TRANS SUBS	VERNON SUB	35300 - Station Equipment	Conduit/Duct System	\$15,311.22	\$6,807.48	\$8,503.74
JCP&L Jersey Central Pwr & Lht	JCPL SUB-TRANS SUBS	VERNON SUB	35300 - Station Equipment	Circuit Breaker	\$18,423.25	\$8,191.11	\$10,232.14
JCP&L Jersey Central Pwr & Lht	JCPL SUB-TRANS SUBS	VERNON SUB	35300 - Station Equipment	Switch	\$18,906.61	\$6,825.70	\$12,080.91
JCP&L Jersey Central Pwr & Lht	JCPL SUB-TRANS SUBS	VERNON SUB	35300 - Station Equipment	Circuit Breaker	\$19,722.57	\$8,017.80	\$11,704.77
JCP&L Jersey Central Pwr & Lht	JCPL SUB-TRANS SUBS	VERNON SUB	35300 - Station Equipment	Controls and Instrumentation	\$19,722.64	\$8,768.82	\$10,953.82
JCP&L Jersey Central Pwr & Lht	JCPL SUB-TRANS SUBS	VERNON SUB	35300 - Station Equipment	Foundation - Equipment	\$20,965.08	\$9,321.22	\$11,643.86
JCP&L Jersey Central Pwr & Lht	JCPL SUB-TRANS SUBS	VERNON SUB	35300 - Station Equipment	Cabinets/Panels/Consoles	\$21,223.72	\$2,584.44	\$18,639.28
JCP&L Jersey Central Pwr & Lht	JCPL SUB-TRANS SUBS	VERNON SUB	35300 - Station Equipment	Capacitor Bank	\$21,562.11	\$9,586.67	\$11,975.44
JCP&L Jersey Central Pwr & Lht	JCPL SUB-TRANS SUBS	VERNON SUB	35300 - Station Equipment	Non-Unitized	\$21,899.47	\$184.84	\$21,714.63
JCP&L Jersey Central Pwr & Lht	JCPL SUB-TRANS SUBS	VERNON SUB	35300 - Station Equipment	Bus	\$22,099.94	\$2,691.14	\$19,408.80
JCP&L Jersey Central Pwr & Lht	JCPL SUB-TRANS SUBS	VERNON SUB	35300 - Station Equipment	Arrester, Lightning & Surge Protect	\$22,129.10	\$7,792.36	\$14,336.74
JCP&L Jersey Central Pwr & Lht	JCPL SUB-TRANS SUBS	VERNON SUB	35300 - Station Equipment	Fuse Equipment	\$22,189.32	\$2,702.02	\$19,487.30
JCP&L Jersey Central Pwr & Lht	JCPL SUB-TRANS SUBS	VERNON SUB	35300 - Station Equipment	Foundation	\$22,353.42	\$2,722.01	\$19,631.41
JCP&L Jersey Central Pwr & Lht	JCPL SUB-TRANS SUBS	VERNON SUB	35300 - Station Equipment	Grounding System, Station	\$23,680.09	\$10,528.33	\$13,151.76
JCP&L Jersey Central Pwr & Lht	JCPL SUB-TRANS SUBS	VERNON SUB	35300 - Station Equipment	Transformer, Instrument	\$8,469.27	\$15,582.12	\$15,582.12
JCP&L Jersey Central Pwr & Lht	JCPL SUB-TRANS SUBS	VERNON SUB	35300 - Station Equipment	Switch	\$27,106.59	\$3,300.80	\$23,805.79
JCP&L Jersey Central Pwr & Lht	JCPL SUB-TRANS SUBS	VERNON SUB	35300 - Station Equipment	Arrester, Lightning & Surge Protect	\$29,856.94	\$12,137.73	\$17,719.21
JCP&L Jersey Central Pwr & Lht	JCPL SUB-TRANS SUBS	VERNON SUB	35300 - Station Equipment	Conduit	\$32,245.13	\$3,926.54	\$28,318.59
JCP&L Jersey Central Pwr & Lht	JCPL SUB-TRANS SUBS	VERNON SUB	35300 - Station Equipment	Switchgear	\$32,781.64	\$14,574.95	\$18,206.69
JCP&L Jersey Central Pwr & Lht	JCPL SUB-TRANS SUBS	VERNON SUB	35300 - Station Equipment	Arrester, Lightning & Surge Protect	\$35,987.49	\$4,811.44	\$31,176.05
JCP&L Jersey Central Pwr & Lht	JCPL SUB-TRANS SUBS	VERNON SUB	35300 - Station Equipment	Switchgear	\$37,951.36	\$15,428.35	\$22,523.01
JCP&L Jersey Central Pwr & Lht	JCPL SUB-TRANS SUBS	VERNON SUB	35300 - Station Equipment	Bushings	\$50,044.82	\$3,483.32	\$46,561.50
JCP&L Jersey Central Pwr & Lht	JCPL SUB-TRANS SUBS	VERNON SUB	35300 - Station Equipment	Wiring	\$51,483.76	\$20,929.67	\$30,554.09
JCP&L Jersey Central Pwr & Lht	JCPL SUB-TRANS SUBS	VERNON SUB	35300 - Station Equipment	Circuit Breaker	\$52,425.22	\$1,303.19	\$51,122.03
JCP&L Jersey Central Pwr & Lht	JCPL SUB-TRANS SUBS	VERNON SUB	35300 - Station Equipment	Wiring	\$54,003.00	\$24,010.11	\$29,992.89
JCP&L Jersey Central Pwr & Lht	JCPL SUB-TRANS SUBS	VERNON SUB	35300 - Station Equipment	Transformer, Instrument	\$69,374.70	\$23,815.26	\$45,559.44
JCP&L Jersey Central Pwr & Lht	JCPL SUB-TRANS SUBS	VERNON SUB	35300 - Station Equipment	Switch	\$69,996.11	\$28,455.48	\$41,540.63
JCP&L Jersey Central Pwr & Lht	JCPL SUB-TRANS SUBS	VERNON SUB	35300 - Station Equipment	Switch	\$75,360.00	\$33,505.58	\$41,854.42
JCP&L Jersey Central Pwr & Lht	JCPL SUB-TRANS SUBS	VERNON SUB	35300 - Station Equipment	Controls and Instrumentation	\$79,082.27	\$20,170.21	\$58,912.06
JCP&L Jersey Central Pwr & Lht	JCPL SUB-TRANS SUBS	VERNON SUB	35300 - Station Equipment	RTU - SCADA	\$79,674.04	\$4,402.76	\$75,271.28
JCP&L Jersey Central Pwr & Lht	JCPL SUB-TRANS SUBS	VERNON SUB	35300 - Station Equipment	Structure	\$81,632.62	\$36,294.44	\$45,338.18
JCP&L Jersey Central Pwr & Lht	JCPL SUB-TRANS SUBS	VERNON SUB	35300 - Station Equipment	Transformer, Power	\$86,783.11	\$30,559.13	\$56,223.98
JCP&L Jersey Central Pwr & Lht	JCPL SUB-TRANS SUBS	VERNON SUB	35300 - Station Equipment	Control Wiring	\$87,633.42	\$10,671.24	\$76,962.18
JCP&L Jersey Central Pwr & Lht	JCPL SUB-TRANS SUBS	VERNON SUB	35300 - Station Equipment	Transformer, Current : Each	\$93,117.74	\$11,339.08	\$81,778.66
JCP&L Jersey Central Pwr & Lht	JCPL SUB-TRANS SUBS	VERNON SUB	35300 - Station Equipment	Structure	\$104,258.51	\$42,384.16	\$61,874.35
JCP&L Jersey Central Pwr & Lht	JCPL SUB-TRANS SUBS	VERNON SUB	35300 - Station Equipment	Transformer, Power	\$158,716.14	\$63,052.00	\$95,664.14
JCP&L Jersey Central Pwr & Lht	JCPL SUB-TRANS SUBS	VERNON SUB	35300 - Station Equipment	Transformer, Power	\$164,025.31	\$30,878.24	\$133,147.07
JCP&L Jersey Central Pwr & Lht	JCPL SUB-TRANS SUBS	VERNON SUB	35300 - Station Equipment	Circuit Switcher	\$164,296.88	\$20,006.66	\$144,290.22
JCP&L Jersey Central Pwr & Lht	JCPL SUB-TRANS SUBS	VERNON SUB	35300 - Station Equipment	Transformer, Power	\$309,513.14	\$125,826.22	\$183,686.92
VERNON SUB Total					\$2,485,055.34	\$728,645.77	\$1,756,409.57
JCP&L Jersey Central Pwr & Lht	JCPL SERV CENTERS	WALL OPERATING & STORAGE BLDG	35300 - Station Equipment	Switch	\$4,527.51	\$2,010.07	\$2,517.44
JCP&L Jersey Central Pwr & Lht	JCPL SERV CENTERS	WALL OPERATING & STORAGE BLDG	35300 - Station Equipment	Circuit Breaker	\$9,900.00	\$4,915.99	\$4,984.01
JCP&L Jersey Central Pwr & Lht	JCPL SERV CENTERS	WALL OPERATING & STORAGE BLDG	35300 - Station Equipment	Carrier Equipment System	\$11,327.47	\$5,029.06	\$6,298.41
JCP&L Jersey Central Pwr & Lht	JCPL SERV CENTERS	WALL OPERATING & STORAGE BLDG	35300 - Station Equipment	Carrier Equipment System	\$35,969.92	\$9,992.28	\$25,977.64
JCP&L Jersey Central Pwr & Lht	JCPL SERV CENTERS	WALL OPERATING & STORAGE BLDG	35300 - Station Equipment	Minor Station Equipment	\$38,315.42	\$10,643.84	\$27,671.58
JCP&L Jersey Central Pwr & Lht	JCPL SERV CENTERS	WALL OPERATING & STORAGE BLDG	35300 - Station Equipment	Transformer, Power	\$49,472.24	\$36,689.29	\$12,782.95
JCP&L Jersey Central Pwr & Lht	JCPL SERV CENTERS	WALL OPERATING & STORAGE BLDG	35300 - Station Equipment	Circuit Breaker	\$83,978.24	\$23,328.76	\$60,649.48
WALL OPERATING & STORAGE BLDG Total					\$233,490.80	\$92,609.28	\$140,881.52
JCP&L Jersey Central Pwr & Lht	JCPL DIST SUBS	WARETOWN SUB	35300 - Station Equipment	Bus	\$2,187.36	\$239.36	\$1,948.00
JCP&L Jersey Central Pwr & Lht	JCPL DIST SUBS	WARETOWN SUB	35300 - Station Equipment	Control Wiring	\$4,971.59	\$544.05	\$4,427.54

Company	Major Location	Asset Location	Utility Account	Asset Retirement Unit	Book Cost	Allocated Reserve	Net Book Value
JCP&L Jersey Central Pwr & Lht	JCPL DIST SUBS	WARETOWN SUB	35300 - Station Equipment	Grounding System, Station	\$6,953.51	\$760.93	\$6,192.58
JCP&L Jersey Central Pwr & Lht	JCPL DIST SUBS	WARETOWN SUB	35300 - Station Equipment	Foundation	\$19,508.16	\$2,134.80	\$17,373.36
JCP&L Jersey Central Pwr & Lht	JCPL DIST SUBS	WARETOWN SUB	35300 - Station Equipment	Conduit	\$31,154.19	\$3,409.23	\$27,744.96
JCP&L Jersey Central Pwr & Lht	JCPL DIST SUBS	WARETOWN SUB	35300 - Station Equipment	Capacitor Bank	\$217,765.48	\$23,830.24	\$193,935.24
		WARETOWN SUB Total			\$282,540.29	\$30,918.60	\$251,621.69
JCP&L Jersey Central Pwr & Lht	JCPL TRANS SUBS	WERNER SUB	35300 - Station Equipment	Arrester, Lightning & Surge Protect	\$344.45	\$55.70	\$288.75
JCP&L Jersey Central Pwr & Lht	JCPL TRANS SUBS	WERNER SUB	35300 - Station Equipment	Control Wiring	\$684.88	\$27.87	\$657.01
JCP&L Jersey Central Pwr & Lht	JCPL TRANS SUBS	WERNER SUB	35300 - Station Equipment	Transformer, Power	\$1,214.51	\$224.23	\$990.28
JCP&L Jersey Central Pwr & Lht	JCPL TRANS SUBS	WERNER SUB	35300 - Station Equipment	Wiring	\$6,692.52	\$1,002.62	\$5,689.90
JCP&L Jersey Central Pwr & Lht	JCPL TRANS SUBS	WERNER SUB	35300 - Station Equipment	Relays	\$17,841.60	\$443.51	\$17,398.09
JCP&L Jersey Central Pwr & Lht	JCPL TRANS SUBS	WERNER SUB	35300 - Station Equipment	Arrester, Lightning & Surge Protect	\$20,848.37	\$2,606.49	\$18,241.88
JCP&L Jersey Central Pwr & Lht	JCPL TRANS SUBS	WERNER SUB	35300 - Station Equipment	Reactor	\$42,804.05	\$3,025.90	\$39,778.15
JCP&L Jersey Central Pwr & Lht	JCPL TRANS SUBS	WERNER SUB	35300 - Station Equipment	Structure	\$51,271.89	\$3,624.51	\$47,647.38
JCP&L Jersey Central Pwr & Lht	JCPL TRANS SUBS	WERNER SUB	35300 - Station Equipment	Relays	\$62,260.80	\$2,533.03	\$59,727.77
JCP&L Jersey Central Pwr & Lht	JCPL TRANS SUBS	WERNER SUB	35300 - Station Equipment	Insulator - transmission	\$74,572.18	\$5,271.65	\$69,300.53
JCP&L Jersey Central Pwr & Lht	JCPL TRANS SUBS	WERNER SUB	35300 - Station Equipment	Carrier Equipment System	\$99,194.39	\$24,606.73	\$74,587.66
JCP&L Jersey Central Pwr & Lht	JCPL TRANS SUBS	WERNER SUB	35300 - Station Equipment	Cooler	\$251,049.05	\$17,747.14	\$233,301.91
JCP&L Jersey Central Pwr & Lht	JCPL TRANS SUBS	WERNER SUB	35300 - Station Equipment	Transformer, Power	\$2,246,367.38	\$336,532.07	\$1,909,835.31
		WERNER SUB Total			\$2,875,146.07	\$397,701.45	\$2,477,444.62
JCP&L Jersey Central Pwr & Lht	JCPL DIST SUBS	WEST WHARTON DISPATCH SUB	35300 - Station Equipment	HVAC	\$16.01	\$11.99	\$4.02
JCP&L Jersey Central Pwr & Lht	JCPL DIST SUBS	WEST WHARTON DISPATCH SUB	35300 - Station Equipment	Site Improvements	\$16.82	\$8.15	\$8.67
JCP&L Jersey Central Pwr & Lht	JCPL DIST SUBS	WEST WHARTON DISPATCH SUB	35300 - Station Equipment	Office Furniture	\$21.55	\$20.35	\$1.20
JCP&L Jersey Central Pwr & Lht	JCPL DIST SUBS	WEST WHARTON DISPATCH SUB	35300 - Station Equipment	Office Furniture	\$21.72	\$16.27	\$5.45
JCP&L Jersey Central Pwr & Lht	JCPL DIST SUBS	WEST WHARTON DISPATCH SUB	35300 - Station Equipment	Sign	\$24.73	\$13.56	\$11.17
JCP&L Jersey Central Pwr & Lht	JCPL DIST SUBS	WEST WHARTON DISPATCH SUB	35300 - Station Equipment	Office Furniture	\$25.00	\$22.55	\$2.45
JCP&L Jersey Central Pwr & Lht	JCPL DIST SUBS	WEST WHARTON DISPATCH SUB	35300 - Station Equipment	Misc Tools & Equipment	\$30.00	\$22.46	\$7.54
JCP&L Jersey Central Pwr & Lht	JCPL DIST SUBS	WEST WHARTON DISPATCH SUB	35300 - Station Equipment	Misc Tools & Equipment	\$39.15	\$37.72	\$1.43
JCP&L Jersey Central Pwr & Lht	JCPL DIST SUBS	WEST WHARTON DISPATCH SUB	35300 - Station Equipment	Misc Tools & Equipment	\$40.00	\$23.72	\$16.28
JCP&L Jersey Central Pwr & Lht	JCPL DIST SUBS	WEST WHARTON DISPATCH SUB	35300 - Station Equipment	Misc Tools & Equipment	\$42.50	\$30.79	\$11.71
JCP&L Jersey Central Pwr & Lht	JCPL DIST SUBS	WEST WHARTON DISPATCH SUB	35300 - Station Equipment	Lighting/Power System	\$49.65	\$30.01	\$19.64
JCP&L Jersey Central Pwr & Lht	JCPL DIST SUBS	WEST WHARTON DISPATCH SUB	35300 - Station Equipment	Misc Tools & Equipment	\$54.11	\$27.91	\$26.20
JCP&L Jersey Central Pwr & Lht	JCPL DIST SUBS	WEST WHARTON DISPATCH SUB	35300 - Station Equipment	Office Furniture	\$54.50	\$35.51	\$18.99
JCP&L Jersey Central Pwr & Lht	JCPL DIST SUBS	WEST WHARTON DISPATCH SUB	35300 - Station Equipment	Yard range & protective lighting	\$60.09	\$42.79	\$17.30
JCP&L Jersey Central Pwr & Lht	JCPL DIST SUBS	WEST WHARTON DISPATCH SUB	35300 - Station Equipment	Yard range & protective lighting	\$66.86	\$50.07	\$16.79
JCP&L Jersey Central Pwr & Lht	JCPL DIST SUBS	WEST WHARTON DISPATCH SUB	35300 - Station Equipment	Fire Protection System for Equipmnt	\$80.86	\$77.90	\$2.96
JCP&L Jersey Central Pwr & Lht	JCPL DIST SUBS	WEST WHARTON DISPATCH SUB	35300 - Station Equipment	Lighting/Power System	\$85.23	\$50.55	\$34.68
JCP&L Jersey Central Pwr & Lht	JCPL DIST SUBS	WEST WHARTON DISPATCH SUB	35300 - Station Equipment	Misc Tools & Equipment	\$86.70	\$59.63	\$27.07
JCP&L Jersey Central Pwr & Lht	JCPL DIST SUBS	WEST WHARTON DISPATCH SUB	35300 - Station Equipment	Site Improvements	\$87.77	\$35.68	\$52.09
JCP&L Jersey Central Pwr & Lht	JCPL DIST SUBS	WEST WHARTON DISPATCH SUB	35300 - Station Equipment	Office Furniture	\$89.00	\$52.78	\$36.22
JCP&L Jersey Central Pwr & Lht	JCPL DIST SUBS	WEST WHARTON DISPATCH SUB	35300 - Station Equipment	Misc Tools & Equipment	\$107.45	\$49.89	\$57.56
JCP&L Jersey Central Pwr & Lht	JCPL DIST SUBS	WEST WHARTON DISPATCH SUB	35300 - Station Equipment	Office Furniture	\$111.10	\$59.68	\$51.42
JCP&L Jersey Central Pwr & Lht	JCPL DIST SUBS	WEST WHARTON DISPATCH SUB	35300 - Station Equipment	HVAC	\$130.67	\$93.05	\$37.62
JCP&L Jersey Central Pwr & Lht	JCPL DIST SUBS	WEST WHARTON DISPATCH SUB	35300 - Station Equipment	Switchgear	\$154.14	\$87.92	\$66.22
JCP&L Jersey Central Pwr & Lht	JCPL DIST SUBS	WEST WHARTON DISPATCH SUB	35300 - Station Equipment	Yard range & protective lighting	\$155.99	\$64.87	\$91.12
JCP&L Jersey Central Pwr & Lht	JCPL DIST SUBS	WEST WHARTON DISPATCH SUB	35300 - Station Equipment	Yard range & protective lighting	\$158.32	\$108.89	\$49.43
JCP&L Jersey Central Pwr & Lht	JCPL DIST SUBS	WEST WHARTON DISPATCH SUB	35300 - Station Equipment	Office Furniture	\$159.23	\$73.93	\$85.30
JCP&L Jersey Central Pwr & Lht	JCPL DIST SUBS	WEST WHARTON DISPATCH SUB	35300 - Station Equipment	Potable Water Supply System	\$170.00	\$141.72	\$28.28
JCP&L Jersey Central Pwr & Lht	JCPL DIST SUBS	WEST WHARTON DISPATCH SUB	35300 - Station Equipment	Misc Tools & Equipment	\$170.75	\$86.27	\$84.48
JCP&L Jersey Central Pwr & Lht	JCPL DIST SUBS	WEST WHARTON DISPATCH SUB	35300 - Station Equipment	Potable Water Supply System	\$171.17	\$113.59	\$57.58
JCP&L Jersey Central Pwr & Lht	JCPL DIST SUBS	WEST WHARTON DISPATCH SUB	35300 - Station Equipment	Fire Protection System for Equipmnt	\$180.33	\$85.54	\$94.79
JCP&L Jersey Central Pwr & Lht	JCPL DIST SUBS	WEST WHARTON DISPATCH SUB	35300 - Station Equipment	Office Furniture	\$187.28	\$96.59	\$90.69
JCP&L Jersey Central Pwr & Lht	JCPL DIST SUBS	WEST WHARTON DISPATCH SUB	35300 - Station Equipment	Office Furniture	\$209.81	\$146.85	\$62.96
JCP&L Jersey Central Pwr & Lht	JCPL DIST SUBS	WEST WHARTON DISPATCH SUB	35300 - Station Equipment	Yard range & protective lighting	\$219.39	\$93.32	\$126.07
JCP&L Jersey Central Pwr & Lht	JCPL DIST SUBS	WEST WHARTON DISPATCH SUB	35300 - Station Equipment	Minor Station Equipment	\$248.52	\$173.95	\$74.57
JCP&L Jersey Central Pwr & Lht	JCPL DIST SUBS	WEST WHARTON DISPATCH SUB	35300 - Station Equipment	Minor Station Equipment	\$267.00	\$146.36	\$120.64
JCP&L Jersey Central Pwr & Lht	JCPL DIST SUBS	WEST WHARTON DISPATCH SUB	35300 - Station Equipment	Switchgear	\$268.22	\$114.09	\$154.13
JCP&L Jersey Central Pwr & Lht	JCPL DIST SUBS	WEST WHARTON DISPATCH SUB	35300 - Station Equipment	Fire Protection System for Equipmnt	\$271.39	\$118.03	\$153.36
JCP&L Jersey Central Pwr & Lht	JCPL DIST SUBS	WEST WHARTON DISPATCH SUB	35300 - Station Equipment	Yard Drainage System	\$277.93	\$174.52	\$103.41

Company	Major Location	Asset Location	Utility Account	Asset Retirement Unit	Book Cost	Allocated Reserve	Net Book Value
JCP&L Jersey Central Pwr & Lht	JCPL DIST SUBS	WEST WHARTON DISPATCH SUB	35300 - Station Equipment	Conduit/Duct System	\$309.07	\$131.47	\$177.60
JCP&L Jersey Central Pwr & Lht	JCPL DIST SUBS	WEST WHARTON DISPATCH SUB	35300 - Station Equipment	Misc Tools & Equipment	\$322.31	\$183.84	\$138.47
JCP&L Jersey Central Pwr & Lht	JCPL DIST SUBS	WEST WHARTON DISPATCH SUB	35300 - Station Equipment	Equipment Spill and Leakage System	\$331.22	\$200.25	\$130.97
JCP&L Jersey Central Pwr & Lht	JCPL DIST SUBS	WEST WHARTON DISPATCH SUB	35300 - Station Equipment	Misc Tools & Equipment	\$333.59	\$158.25	\$175.34
JCP&L Jersey Central Pwr & Lht	JCPL DIST SUBS	WEST WHARTON DISPATCH SUB	35300 - Station Equipment	Demarcation /Telephone Alarm System	\$343.23	\$207.52	\$135.71
JCP&L Jersey Central Pwr & Lht	JCPL DIST SUBS	WEST WHARTON DISPATCH SUB	35300 - Station Equipment	Driveways, Parking, Roads and Walks	\$346.98	\$213.81	\$133.17
JCP&L Jersey Central Pwr & Lht	JCPL DIST SUBS	WEST WHARTON DISPATCH SUB	35300 - Station Equipment	Lighting/Power System	\$350.00	\$249.25	\$100.75
JCP&L Jersey Central Pwr & Lht	JCPL DIST SUBS	WEST WHARTON DISPATCH SUB	35300 - Station Equipment	Yard range & protective lighting	\$387.85	\$252.74	\$135.11
JCP&L Jersey Central Pwr & Lht	JCPL DIST SUBS	WEST WHARTON DISPATCH SUB	35300 - Station Equipment	Equipment Spill and Leakage System	\$400.97	\$237.80	\$163.17
JCP&L Jersey Central Pwr & Lht	JCPL DIST SUBS	WEST WHARTON DISPATCH SUB	35300 - Station Equipment	Office Furniture	\$425.74	\$292.81	\$132.93
JCP&L Jersey Central Pwr & Lht	JCPL DIST SUBS	WEST WHARTON DISPATCH SUB	35300 - Station Equipment	Misc Tools & Equipment	\$447.70	\$149.74	\$297.96
JCP&L Jersey Central Pwr & Lht	JCPL DIST SUBS	WEST WHARTON DISPATCH SUB	35300 - Station Equipment	Partitions	\$455.98	\$216.30	\$239.68
JCP&L Jersey Central Pwr & Lht	JCPL DIST SUBS	WEST WHARTON DISPATCH SUB	35300 - Station Equipment	Office Furniture	\$464.44	\$197.55	\$266.89
JCP&L Jersey Central Pwr & Lht	JCPL DIST SUBS	WEST WHARTON DISPATCH SUB	35300 - Station Equipment	Switchgear	\$474.37	\$337.82	\$136.55
JCP&L Jersey Central Pwr & Lht	JCPL DIST SUBS	WEST WHARTON DISPATCH SUB	35300 - Station Equipment	HVAC	\$475.93	\$287.74	\$188.19
JCP&L Jersey Central Pwr & Lht	JCPL DIST SUBS	WEST WHARTON DISPATCH SUB	35300 - Station Equipment	Switchgear	\$483.08	\$338.13	\$144.95
JCP&L Jersey Central Pwr & Lht	JCPL DIST SUBS	WEST WHARTON DISPATCH SUB	35300 - Station Equipment	Yard Drainage System	\$504.74	\$396.49	\$108.25
JCP&L Jersey Central Pwr & Lht	JCPL DIST SUBS	WEST WHARTON DISPATCH SUB	35300 - Station Equipment	Minor Station Equipment	\$505.31	\$282.57	\$222.74
JCP&L Jersey Central Pwr & Lht	JCPL DIST SUBS	WEST WHARTON DISPATCH SUB	35300 - Station Equipment	Non-Unitized	\$523.02	\$36.98	\$486.04
JCP&L Jersey Central Pwr & Lht	JCPL DIST SUBS	WEST WHARTON DISPATCH SUB	35300 - Station Equipment	Misc Tools & Equipment	\$540.49	\$204.84	\$335.65
JCP&L Jersey Central Pwr & Lht	JCPL DIST SUBS	WEST WHARTON DISPATCH SUB	35300 - Station Equipment	Potable Water Supply System	\$551.86	\$314.77	\$237.09
JCP&L Jersey Central Pwr & Lht	JCPL DIST SUBS	WEST WHARTON DISPATCH SUB	35300 - Station Equipment	Minor Station Equipment	\$587.72	\$390.03	\$197.69
JCP&L Jersey Central Pwr & Lht	JCPL DIST SUBS	WEST WHARTON DISPATCH SUB	35300 - Station Equipment	Landscaping	\$633.42	\$610.26	\$23.16
JCP&L Jersey Central Pwr & Lht	JCPL DIST SUBS	WEST WHARTON DISPATCH SUB	35300 - Station Equipment	Controls and Instrumentation	\$652.47	\$372.16	\$280.31
JCP&L Jersey Central Pwr & Lht	JCPL DIST SUBS	WEST WHARTON DISPATCH SUB	35300 - Station Equipment	Fire Protection System for Equipmnt	\$747.25	\$532.14	\$215.11
JCP&L Jersey Central Pwr & Lht	JCPL DIST SUBS	WEST WHARTON DISPATCH SUB	35300 - Station Equipment	Fence	\$782.76	\$491.51	\$291.25
JCP&L Jersey Central Pwr & Lht	JCPL DIST SUBS	WEST WHARTON DISPATCH SUB	35300 - Station Equipment	Generator, Motor Sets & Auxiliary S	\$802.36	\$268.38	\$533.98
JCP&L Jersey Central Pwr & Lht	JCPL DIST SUBS	WEST WHARTON DISPATCH SUB	35300 - Station Equipment	Controls and Instrumentation	\$828.57	\$368.39	\$460.18
JCP&L Jersey Central Pwr & Lht	JCPL DIST SUBS	WEST WHARTON DISPATCH SUB	35300 - Station Equipment	Transformer, Power	\$862.19	\$391.78	\$470.41
JCP&L Jersey Central Pwr & Lht	JCPL DIST SUBS	WEST WHARTON DISPATCH SUB	35300 - Station Equipment	Controls and Instrumentation	\$867.88	\$485.33	\$382.55
JCP&L Jersey Central Pwr & Lht	JCPL DIST SUBS	WEST WHARTON DISPATCH SUB	35300 - Station Equipment	Switchgear	\$869.93	\$378.36	\$491.57
JCP&L Jersey Central Pwr & Lht	JCPL DIST SUBS	WEST WHARTON DISPATCH SUB	35300 - Station Equipment	Yard range & protective lighting	\$896.90	\$315.82	\$581.08
JCP&L Jersey Central Pwr & Lht	JCPL DIST SUBS	WEST WHARTON DISPATCH SUB	35300 - Station Equipment	Minor Station Equipment	\$902.84	\$428.28	\$474.56
JCP&L Jersey Central Pwr & Lht	JCPL DIST SUBS	WEST WHARTON DISPATCH SUB	35300 - Station Equipment	Potable Water Supply System	\$924.65	\$624.75	\$299.90
JCP&L Jersey Central Pwr & Lht	JCPL DIST SUBS	WEST WHARTON DISPATCH SUB	35300 - Station Equipment	Fence	\$1,034.61	\$749.45	\$285.16
JCP&L Jersey Central Pwr & Lht	JCPL DIST SUBS	WEST WHARTON DISPATCH SUB	35300 - Station Equipment	Building	\$1,072.57	\$466.49	\$606.08
JCP&L Jersey Central Pwr & Lht	JCPL DIST SUBS	WEST WHARTON DISPATCH SUB	35300 - Station Equipment	Controls and Instrumentation	\$1,101.91	\$522.71	\$579.20
JCP&L Jersey Central Pwr & Lht	JCPL DIST SUBS	WEST WHARTON DISPATCH SUB	35300 - Station Equipment	Yard Drainage System	\$1,105.71	\$1,065.29	\$40.42
JCP&L Jersey Central Pwr & Lht	JCPL DIST SUBS	WEST WHARTON DISPATCH SUB	35300 - Station Equipment	Railroad Track System	\$1,131.80	\$1,090.43	\$41.37
JCP&L Jersey Central Pwr & Lht	JCPL DIST SUBS	WEST WHARTON DISPATCH SUB	35300 - Station Equipment	Demarcation /Telephone Alarm System	\$1,141.88	\$576.91	\$564.97
JCP&L Jersey Central Pwr & Lht	JCPL DIST SUBS	WEST WHARTON DISPATCH SUB	35300 - Station Equipment	Office Furniture	\$1,263.80	\$720.85	\$542.95
JCP&L Jersey Central Pwr & Lht	JCPL DIST SUBS	WEST WHARTON DISPATCH SUB	35300 - Station Equipment	Yard range & protective lighting	\$1,292.53	\$1,077.55	\$214.98
JCP&L Jersey Central Pwr & Lht	JCPL DIST SUBS	WEST WHARTON DISPATCH SUB	35300 - Station Equipment	Building	\$1,439.19	\$639.87	\$799.32
JCP&L Jersey Central Pwr & Lht	JCPL DIST SUBS	WEST WHARTON DISPATCH SUB	35300 - Station Equipment	Fence	\$1,565.76	\$1,020.31	\$545.45
JCP&L Jersey Central Pwr & Lht	JCPL DIST SUBS	WEST WHARTON DISPATCH SUB	35300 - Station Equipment	Site Improvements	\$1,616.52	\$903.98	\$712.54
JCP&L Jersey Central Pwr & Lht	JCPL DIST SUBS	WEST WHARTON DISPATCH SUB	35300 - Station Equipment	Demarcation /Telephone Alarm System	\$1,625.75	\$754.87	\$870.88
JCP&L Jersey Central Pwr & Lht	JCPL DIST SUBS	WEST WHARTON DISPATCH SUB	35300 - Station Equipment	Misc Tools & Equipment	\$1,653.75	\$538.64	\$1,115.11
JCP&L Jersey Central Pwr & Lht	JCPL DIST SUBS	WEST WHARTON DISPATCH SUB	35300 - Station Equipment	Site Improvements	\$1,863.28	\$1,349.72	\$513.56
JCP&L Jersey Central Pwr & Lht	JCPL DIST SUBS	WEST WHARTON DISPATCH SUB	35300 - Station Equipment	Misc Tools & Equipment	\$1,926.42	\$747.62	\$1,178.80
JCP&L Jersey Central Pwr & Lht	JCPL DIST SUBS	WEST WHARTON DISPATCH SUB	35300 - Station Equipment	Controls and Instrumentation	\$1,991.03	\$1,369.39	\$621.64
JCP&L Jersey Central Pwr & Lht	JCPL DIST SUBS	WEST WHARTON DISPATCH SUB	35300 - Station Equipment	Controls and Instrumentation	\$2,019.46	\$839.88	\$1,179.58
JCP&L Jersey Central Pwr & Lht	JCPL DIST SUBS	WEST WHARTON DISPATCH SUB	35300 - Station Equipment	Switchgear	\$2,114.23	\$859.50	\$1,254.73
JCP&L Jersey Central Pwr & Lht	JCPL DIST SUBS	WEST WHARTON DISPATCH SUB	35300 - Station Equipment	Building	\$2,172.40	\$1,415.62	\$756.78
JCP&L Jersey Central Pwr & Lht	JCPL DIST SUBS	WEST WHARTON DISPATCH SUB	35300 - Station Equipment	Fire Protection System for Equipmnt	\$2,208.42	\$897.79	\$1,310.63
JCP&L Jersey Central Pwr & Lht	JCPL DIST SUBS	WEST WHARTON DISPATCH SUB	35300 - Station Equipment	Yard range & protective lighting	\$2,275.75	\$2,192.56	\$83.19
JCP&L Jersey Central Pwr & Lht	JCPL DIST SUBS	WEST WHARTON DISPATCH SUB	35300 - Station Equipment	Controls and Instrumentation	\$2,446.47	\$1,536.20	\$910.27
JCP&L Jersey Central Pwr & Lht	JCPL DIST SUBS	WEST WHARTON DISPATCH SUB	35300 - Station Equipment	Yard Drainage System	\$2,507.90	\$1,189.66	\$1,318.24
JCP&L Jersey Central Pwr & Lht	JCPL DIST SUBS	WEST WHARTON DISPATCH SUB	35300 - Station Equipment	Security System	\$2,526.02	\$778.50	\$1,747.52

Company	Major Location	Asset Location	Utility Account	Asset Retirement Unit	Book Cost	Allocated Reserve	Net Book Value
JCP&L Jersey Central Pwr & Lht	JCPL DIST SUBS	WEST WHARTON DISPATCH SUB	35300 - Station Equipment	Fire Protection System, Building	\$2,645.42	\$861.63	\$1,783.79
JCP&L Jersey Central Pwr & Lht	JCPL DIST SUBS	WEST WHARTON DISPATCH SUB	35300 - Station Equipment	Lighting/Power System	\$2,796.39	\$910.80	\$1,885.59
JCP&L Jersey Central Pwr & Lht	JCPL DIST SUBS	WEST WHARTON DISPATCH SUB	35300 - Station Equipment	Controls and Instrumentation	\$2,885.17	\$1,397.93	\$1,487.24
JCP&L Jersey Central Pwr & Lht	JCPL DIST SUBS	WEST WHARTON DISPATCH SUB	35300 - Station Equipment	Battery System	\$2,938.22	\$1,453.88	\$1,484.34
JCP&L Jersey Central Pwr & Lht	JCPL DIST SUBS	WEST WHARTON DISPATCH SUB	35300 - Station Equipment	Lighting/Power System	\$2,976.44	\$1,697.72	\$1,278.72
JCP&L Jersey Central Pwr & Lht	JCPL DIST SUBS	WEST WHARTON DISPATCH SUB	35300 - Station Equipment	Driveways, Parking, Roads and Walks	\$3,060.08	\$1,330.91	\$1,729.17
JCP&L Jersey Central Pwr & Lht	JCPL DIST SUBS	WEST WHARTON DISPATCH SUB	35300 - Station Equipment	Demarcation /Telephone Alarm System	\$3,178.96	\$1,444.54	\$1,734.42
JCP&L Jersey Central Pwr & Lht	JCPL DIST SUBS	WEST WHARTON DISPATCH SUB	35300 - Station Equipment	Switchgear	\$3,231.33	\$1,666.63	\$1,564.70
JCP&L Jersey Central Pwr & Lht	JCPL DIST SUBS	WEST WHARTON DISPATCH SUB	35300 - Station Equipment	Non-Unitized	\$3,472.33	\$194.27	\$3,278.06
JCP&L Jersey Central Pwr & Lht	JCPL DIST SUBS	WEST WHARTON DISPATCH SUB	35300 - Station Equipment	Potable Water Supply System	\$3,533.86	\$1,676.34	\$1,857.52
JCP&L Jersey Central Pwr & Lht	JCPL DIST SUBS	WEST WHARTON DISPATCH SUB	35300 - Station Equipment	Gas or Oil Supply System	\$3,599.94	\$1,109.48	\$2,490.46
JCP&L Jersey Central Pwr & Lht	JCPL DIST SUBS	WEST WHARTON DISPATCH SUB	35300 - Station Equipment	Controls and Instrumentation	\$3,910.63	\$2,501.82	\$1,408.81
JCP&L Jersey Central Pwr & Lht	JCPL DIST SUBS	WEST WHARTON DISPATCH SUB	35300 - Station Equipment	Fence	\$4,110.53	\$2,485.17	\$1,625.36
JCP&L Jersey Central Pwr & Lht	JCPL DIST SUBS	WEST WHARTON DISPATCH SUB	35300 - Station Equipment	Fence	\$4,255.28	\$4,099.73	\$155.55
JCP&L Jersey Central Pwr & Lht	JCPL DIST SUBS	WEST WHARTON DISPATCH SUB	35300 - Station Equipment	Switchgear	\$4,289.15	\$2,794.98	\$1,494.17
JCP&L Jersey Central Pwr & Lht	JCPL DIST SUBS	WEST WHARTON DISPATCH SUB	35300 - Station Equipment	Yard Drainage System	\$4,318.04	\$2,610.63	\$1,707.41
JCP&L Jersey Central Pwr & Lht	JCPL DIST SUBS	WEST WHARTON DISPATCH SUB	35300 - Station Equipment	Driveways, Parking, Roads and Walks	\$4,413.21	\$2,005.40	\$2,407.81
JCP&L Jersey Central Pwr & Lht	JCPL DIST SUBS	WEST WHARTON DISPATCH SUB	35300 - Station Equipment	Switchgear	\$4,522.22	\$2,893.09	\$1,629.13
JCP&L Jersey Central Pwr & Lht	JCPL DIST SUBS	WEST WHARTON DISPATCH SUB	35300 - Station Equipment	HVAC	\$4,795.87	\$463.53	\$4,332.34
JCP&L Jersey Central Pwr & Lht	JCPL DIST SUBS	WEST WHARTON DISPATCH SUB	35300 - Station Equipment	Controls and Instrumentation	\$5,261.54	\$3,060.48	\$2,201.06
JCP&L Jersey Central Pwr & Lht	JCPL DIST SUBS	WEST WHARTON DISPATCH SUB	35300 - Station Equipment	Switchgear	\$5,735.36	\$2,385.29	\$3,350.07
JCP&L Jersey Central Pwr & Lht	JCPL DIST SUBS	WEST WHARTON DISPATCH SUB	35300 - Station Equipment	Lighting/Power System	\$6,127.26	\$2,906.56	\$3,220.70
JCP&L Jersey Central Pwr & Lht	JCPL DIST SUBS	WEST WHARTON DISPATCH SUB	35300 - Station Equipment	Controls and Instrumentation	\$6,335.28	\$2,694.74	\$3,640.54
JCP&L Jersey Central Pwr & Lht	JCPL DIST SUBS	WEST WHARTON DISPATCH SUB	35300 - Station Equipment	Site Improvements	\$6,379.90	\$2,246.56	\$4,133.34
JCP&L Jersey Central Pwr & Lht	JCPL DIST SUBS	WEST WHARTON DISPATCH SUB	35300 - Station Equipment	Building	\$6,480.48	\$4,694.31	\$1,786.17
JCP&L Jersey Central Pwr & Lht	JCPL DIST SUBS	WEST WHARTON DISPATCH SUB	35300 - Station Equipment	HVAC	\$6,725.73	\$3,190.46	\$3,535.27
JCP&L Jersey Central Pwr & Lht	JCPL DIST SUBS	WEST WHARTON DISPATCH SUB	35300 - Station Equipment	HVAC	\$6,972.70	\$3,977.12	\$2,995.58
JCP&L Jersey Central Pwr & Lht	JCPL DIST SUBS	WEST WHARTON DISPATCH SUB	35300 - Station Equipment	HVAC	\$8,028.78	\$2,544.70	\$5,484.08
JCP&L Jersey Central Pwr & Lht	JCPL DIST SUBS	WEST WHARTON DISPATCH SUB	35300 - Station Equipment	Site Improvements	\$8,500.00	\$4,848.27	\$3,651.73
JCP&L Jersey Central Pwr & Lht	JCPL DIST SUBS	WEST WHARTON DISPATCH SUB	35300 - Station Equipment	Switchgear	\$8,652.18	\$4,192.17	\$4,460.01
JCP&L Jersey Central Pwr & Lht	JCPL DIST SUBS	WEST WHARTON DISPATCH SUB	35300 - Station Equipment	HVAC	\$8,875.00	\$1,670.75	\$7,204.25
JCP&L Jersey Central Pwr & Lht	JCPL DIST SUBS	WEST WHARTON DISPATCH SUB	35300 - Station Equipment	Generator, Motor Sets & Auxiliary S	\$9,056.89	\$5,165.92	\$3,890.97
JCP&L Jersey Central Pwr & Lht	JCPL DIST SUBS	WEST WHARTON DISPATCH SUB	35300 - Station Equipment	Minor Station Equipment	\$9,116.45	\$5,199.89	\$3,916.56
JCP&L Jersey Central Pwr & Lht	JCPL DIST SUBS	WEST WHARTON DISPATCH SUB	35300 - Station Equipment	Yard range & protective lighting	\$10,639.17	\$6,432.31	\$4,206.86
JCP&L Jersey Central Pwr & Lht	JCPL DIST SUBS	WEST WHARTON DISPATCH SUB	35300 - Station Equipment	Relays	\$11,159.34	\$776.73	\$10,382.61
JCP&L Jersey Central Pwr & Lht	JCPL DIST SUBS	WEST WHARTON DISPATCH SUB	35300 - Station Equipment	Switchgear	\$11,264.44	\$5,008.25	\$6,256.19
JCP&L Jersey Central Pwr & Lht	JCPL DIST SUBS	WEST WHARTON DISPATCH SUB	35300 - Station Equipment	Site Improvements	\$12,112.24	\$3,945.01	\$8,167.23
JCP&L Jersey Central Pwr & Lht	JCPL DIST SUBS	WEST WHARTON DISPATCH SUB	35300 - Station Equipment	Site Improvements	\$13,119.67	\$8,238.19	\$4,881.48
JCP&L Jersey Central Pwr & Lht	JCPL DIST SUBS	WEST WHARTON DISPATCH SUB	35300 - Station Equipment	Demarcation /Telephone Alarm System	\$13,618.13	\$8,076.65	\$5,541.48
JCP&L Jersey Central Pwr & Lht	JCPL DIST SUBS	WEST WHARTON DISPATCH SUB	35300 - Station Equipment	Building	\$13,870.04	\$13,363.01	\$507.03
JCP&L Jersey Central Pwr & Lht	JCPL DIST SUBS	WEST WHARTON DISPATCH SUB	35300 - Station Equipment	Building	\$13,939.55	\$6,612.44	\$7,327.11
JCP&L Jersey Central Pwr & Lht	JCPL DIST SUBS	WEST WHARTON DISPATCH SUB	35300 - Station Equipment	Switchgear	\$14,550.53	\$14,018.62	\$531.91
JCP&L Jersey Central Pwr & Lht	JCPL DIST SUBS	WEST WHARTON DISPATCH SUB	35300 - Station Equipment	Building	\$14,598.74	\$8,326.91	\$6,271.83
JCP&L Jersey Central Pwr & Lht	JCPL DIST SUBS	WEST WHARTON DISPATCH SUB	35300 - Station Equipment	Battery System	\$14,832.48	\$6,309.06	\$8,523.42
JCP&L Jersey Central Pwr & Lht	JCPL DIST SUBS	WEST WHARTON DISPATCH SUB	35300 - Station Equipment	Switchgear	\$16,014.78	\$5,075.85	\$10,938.93
JCP&L Jersey Central Pwr & Lht	JCPL DIST SUBS	WEST WHARTON DISPATCH SUB	35300 - Station Equipment	Demarcation /Telephone Alarm System	\$16,827.68	\$4,891.07	\$11,936.61
JCP&L Jersey Central Pwr & Lht	JCPL DIST SUBS	WEST WHARTON DISPATCH SUB	35300 - Station Equipment	Controls and Instrumentation	\$18,670.93	\$6,740.61	\$11,930.32
JCP&L Jersey Central Pwr & Lht	JCPL DIST SUBS	WEST WHARTON DISPATCH SUB	35300 - Station Equipment	Switchgear	\$19,279.19	\$6,788.83	\$12,490.36
JCP&L Jersey Central Pwr & Lht	JCPL DIST SUBS	WEST WHARTON DISPATCH SUB	35300 - Station Equipment	Controls and Instrumentation	\$20,841.12	\$11,424.38	\$9,416.74
JCP&L Jersey Central Pwr & Lht	JCPL DIST SUBS	WEST WHARTON DISPATCH SUB	35300 - Station Equipment	Building	\$22,979.42	\$5,440.07	\$17,539.35
JCP&L Jersey Central Pwr & Lht	JCPL DIST SUBS	WEST WHARTON DISPATCH SUB	35300 - Station Equipment	Power Supply	\$22,982.10	\$9,775.54	\$13,206.56
JCP&L Jersey Central Pwr & Lht	JCPL DIST SUBS	WEST WHARTON DISPATCH SUB	35300 - Station Equipment	Switchgear	\$25,141.59	\$15,200.29	\$9,941.30
JCP&L Jersey Central Pwr & Lht	JCPL DIST SUBS	WEST WHARTON DISPATCH SUB	35300 - Station Equipment	Switchgear	\$27,885.53	\$7,112.30	\$20,773.23
JCP&L Jersey Central Pwr & Lht	JCPL DIST SUBS	WEST WHARTON DISPATCH SUB	35300 - Station Equipment	Site Improvements	\$29,014.88	\$17,542.03	\$11,472.85
JCP&L Jersey Central Pwr & Lht	JCPL DIST SUBS	WEST WHARTON DISPATCH SUB	35300 - Station Equipment	Carrier Equipment System	\$32,863.87	\$10,128.44	\$22,735.43
JCP&L Jersey Central Pwr & Lht	JCPL DIST SUBS	WEST WHARTON DISPATCH SUB	35300 - Station Equipment	Site Improvements	\$33,538.73	\$21,855.17	\$11,683.56
JCP&L Jersey Central Pwr & Lht	JCPL DIST SUBS	WEST WHARTON DISPATCH SUB	35300 - Station Equipment	Site Improvements	\$36,759.77	\$35,415.98	\$1,343.79
JCP&L Jersey Central Pwr & Lht	JCPL DIST SUBS	WEST WHARTON DISPATCH SUB	35300 - Station Equipment	Switchgear	\$70,445.05	\$40,975.78	\$29,469.27

Company	Major Location	Asset Location	Utility Account	Asset Retirement Unit	Book Cost	Allocated Reserve	Net Book Value
JCP&L Jersey Central Pwr & Lht	JCPL DIST SUBS	WEST WHARTON DISPATCH SUB	35300 - Station Equipment	Controls and Instrumentation	\$134,860.00	\$61,281.54	\$73,578.46
		WEST WHARTON DISPATCH SUB Total			\$908,034.51	\$459,681.90	\$448,352.61
JCP&L Jersey Central Pwr & Lht	JCPL TRANS SUBS	WEST WHARTON SUB	35300 - Station Equipment	Transformer, Power	\$38.09	\$40.50	(\$2.41)
JCP&L Jersey Central Pwr & Lht	JCPL TRANS SUBS	WEST WHARTON SUB	35300 - Station Equipment	Controls and Instrumentation	\$109.40	\$62.86	\$46.54
JCP&L Jersey Central Pwr & Lht	JCPL TRANS SUBS	WEST WHARTON SUB	35300 - Station Equipment	Conduit/Duct System	\$113.62	\$40.32	\$73.30
JCP&L Jersey Central Pwr & Lht	JCPL TRANS SUBS	WEST WHARTON SUB	35300 - Station Equipment	Transformer, Power	\$155.30	\$72.17	\$83.13
JCP&L Jersey Central Pwr & Lht	JCPL TRANS SUBS	WEST WHARTON SUB	35300 - Station Equipment	Controls and Instrumentation	\$156.50	\$102.84	\$53.66
JCP&L Jersey Central Pwr & Lht	JCPL TRANS SUBS	WEST WHARTON SUB	35300 - Station Equipment	Transformer, Power	\$197.67	\$109.08	\$88.59
JCP&L Jersey Central Pwr & Lht	JCPL TRANS SUBS	WEST WHARTON SUB	35300 - Station Equipment	Misc Tools & Equipment	\$200.00	\$150.73	\$49.27
JCP&L Jersey Central Pwr & Lht	JCPL TRANS SUBS	WEST WHARTON SUB	35300 - Station Equipment	Misc Tools & Equipment	\$200.00	\$153.14	\$46.86
JCP&L Jersey Central Pwr & Lht	JCPL TRANS SUBS	WEST WHARTON SUB	35300 - Station Equipment	Minor Station Equipment	\$218.80	\$141.15	\$77.65
JCP&L Jersey Central Pwr & Lht	JCPL TRANS SUBS	WEST WHARTON SUB	35300 - Station Equipment	Minor Station Equipment	\$221.10	\$158.63	\$62.47
JCP&L Jersey Central Pwr & Lht	JCPL TRANS SUBS	WEST WHARTON SUB	35300 - Station Equipment	Transformer, Power	\$233.04	\$164.37	\$68.67
JCP&L Jersey Central Pwr & Lht	JCPL TRANS SUBS	WEST WHARTON SUB	35300 - Station Equipment	Conduit/Duct System	\$242.16	\$105.04	\$137.12
JCP&L Jersey Central Pwr & Lht	JCPL TRANS SUBS	WEST WHARTON SUB	35300 - Station Equipment	Transformer, Power	\$260.29	\$152.58	\$107.71
JCP&L Jersey Central Pwr & Lht	JCPL TRANS SUBS	WEST WHARTON SUB	35300 - Station Equipment	Circuit Breaker	\$292.76	\$43.86	\$248.90
JCP&L Jersey Central Pwr & Lht	JCPL TRANS SUBS	WEST WHARTON SUB	35300 - Station Equipment	Conduit/Duct System	\$302.14	\$187.73	\$114.41
JCP&L Jersey Central Pwr & Lht	JCPL TRANS SUBS	WEST WHARTON SUB	35300 - Station Equipment	Foundation - Equipment	\$349.50	\$130.79	\$218.71
JCP&L Jersey Central Pwr & Lht	JCPL TRANS SUBS	WEST WHARTON SUB	35300 - Station Equipment	Conduit/Duct System	\$351.50	\$199.97	\$151.53
JCP&L Jersey Central Pwr & Lht	JCPL TRANS SUBS	WEST WHARTON SUB	35300 - Station Equipment	Conduit/Duct System	\$465.19	\$226.01	\$239.18
JCP&L Jersey Central Pwr & Lht	JCPL TRANS SUBS	WEST WHARTON SUB	35300 - Station Equipment	Minor Station Equipment	\$474.27	\$225.38	\$248.89
JCP&L Jersey Central Pwr & Lht	JCPL TRANS SUBS	WEST WHARTON SUB	35300 - Station Equipment	Minor Station Equipment	\$548.13	\$413.10	\$135.03
JCP&L Jersey Central Pwr & Lht	JCPL TRANS SUBS	WEST WHARTON SUB	35300 - Station Equipment	Conduit/Duct System	\$548.23	\$232.24	\$315.99
JCP&L Jersey Central Pwr & Lht	JCPL TRANS SUBS	WEST WHARTON SUB	35300 - Station Equipment	Structure	\$583.16	\$341.84	\$241.32
JCP&L Jersey Central Pwr & Lht	JCPL TRANS SUBS	WEST WHARTON SUB	35300 - Station Equipment	Arrester, Lightning & Surge Protect	\$669.43	\$185.96	\$483.47
JCP&L Jersey Central Pwr & Lht	JCPL TRANS SUBS	WEST WHARTON SUB	35300 - Station Equipment	Minor Station Equipment	\$679.51	\$471.06	\$208.45
JCP&L Jersey Central Pwr & Lht	JCPL TRANS SUBS	WEST WHARTON SUB	35300 - Station Equipment	Capacitor Bank	\$692.95	\$322.01	\$370.94
JCP&L Jersey Central Pwr & Lht	JCPL TRANS SUBS	WEST WHARTON SUB	35300 - Station Equipment	Foundation - Equipment	\$710.13	\$458.11	\$252.02
JCP&L Jersey Central Pwr & Lht	JCPL TRANS SUBS	WEST WHARTON SUB	35300 - Station Equipment	Conduit/Duct System	\$719.83	\$455.79	\$264.04
JCP&L Jersey Central Pwr & Lht	JCPL TRANS SUBS	WEST WHARTON SUB	35300 - Station Equipment	Cable, Wiring	\$720.46	\$107.94	\$612.52
JCP&L Jersey Central Pwr & Lht	JCPL TRANS SUBS	WEST WHARTON SUB	35300 - Station Equipment	Foundation - Equipment	\$735.60	\$381.29	\$354.31
JCP&L Jersey Central Pwr & Lht	JCPL TRANS SUBS	WEST WHARTON SUB	35300 - Station Equipment	Wiring	\$747.04	\$236.41	\$510.63
JCP&L Jersey Central Pwr & Lht	JCPL TRANS SUBS	WEST WHARTON SUB	35300 - Station Equipment	Controls and Instrumentation	\$753.09	\$390.36	\$362.73
JCP&L Jersey Central Pwr & Lht	JCPL TRANS SUBS	WEST WHARTON SUB	35300 - Station Equipment	Arrester, Lightning & Surge Protect	\$776.00	\$500.60	\$275.40
JCP&L Jersey Central Pwr & Lht	JCPL TRANS SUBS	WEST WHARTON SUB	35300 - Station Equipment	Controls and Instrumentation	\$808.85	\$560.73	\$248.12
JCP&L Jersey Central Pwr & Lht	JCPL TRANS SUBS	WEST WHARTON SUB	35300 - Station Equipment	Grounding System, Station	\$810.64	\$465.82	\$344.82
JCP&L Jersey Central Pwr & Lht	JCPL TRANS SUBS	WEST WHARTON SUB	35300 - Station Equipment	Grounding System, Station	\$829.43	\$385.43	\$444.00
JCP&L Jersey Central Pwr & Lht	JCPL TRANS SUBS	WEST WHARTON SUB	35300 - Station Equipment	Controls and Instrumentation	\$843.87	\$409.98	\$433.89
JCP&L Jersey Central Pwr & Lht	JCPL TRANS SUBS	WEST WHARTON SUB	35300 - Station Equipment	Structure	\$850.64	\$395.29	\$455.35
JCP&L Jersey Central Pwr & Lht	JCPL TRANS SUBS	WEST WHARTON SUB	35300 - Station Equipment	Grounding System, Station	\$870.32	\$308.84	\$561.48
JCP&L Jersey Central Pwr & Lht	JCPL TRANS SUBS	WEST WHARTON SUB	35300 - Station Equipment	Conduit/Duct System	\$875.57	\$453.85	\$421.72
JCP&L Jersey Central Pwr & Lht	JCPL TRANS SUBS	WEST WHARTON SUB	35300 - Station Equipment	Foundation - Equipment	\$1,000.00	\$287.54	\$712.46
JCP&L Jersey Central Pwr & Lht	JCPL TRANS SUBS	WEST WHARTON SUB	35300 - Station Equipment	Switch	\$1,025.37	\$577.46	\$447.91
JCP&L Jersey Central Pwr & Lht	JCPL TRANS SUBS	WEST WHARTON SUB	35300 - Station Equipment	Structure	\$1,108.83	\$835.68	\$273.15
JCP&L Jersey Central Pwr & Lht	JCPL TRANS SUBS	WEST WHARTON SUB	35300 - Station Equipment	Carrier Equipment System	\$1,135.64	\$787.26	\$348.38
JCP&L Jersey Central Pwr & Lht	JCPL TRANS SUBS	WEST WHARTON SUB	35300 - Station Equipment	Equipment Spill and Leakage System	\$1,153.21	\$488.53	\$664.68
JCP&L Jersey Central Pwr & Lht	JCPL TRANS SUBS	WEST WHARTON SUB	35300 - Station Equipment	Fuse Equipment	\$1,154.77	\$548.76	\$606.01
JCP&L Jersey Central Pwr & Lht	JCPL TRANS SUBS	WEST WHARTON SUB	35300 - Station Equipment	Minor Station Equipment	\$1,159.61	\$789.88	\$369.73
JCP&L Jersey Central Pwr & Lht	JCPL TRANS SUBS	WEST WHARTON SUB	35300 - Station Equipment	Minor Station Equipment	\$1,176.86	\$440.40	\$736.46
JCP&L Jersey Central Pwr & Lht	JCPL TRANS SUBS	WEST WHARTON SUB	35300 - Station Equipment	Relaying Equipment	\$1,185.73	\$29.47	\$1,156.26
JCP&L Jersey Central Pwr & Lht	JCPL TRANS SUBS	WEST WHARTON SUB	35300 - Station Equipment	Foundation - Equipment	\$1,191.10	\$516.64	\$674.46
JCP&L Jersey Central Pwr & Lht	JCPL TRANS SUBS	WEST WHARTON SUB	35300 - Station Equipment	Conduit/Duct System	\$1,277.57	\$748.89	\$528.68
JCP&L Jersey Central Pwr & Lht	JCPL TRANS SUBS	WEST WHARTON SUB	35300 - Station Equipment	Minor Station Equipment	\$1,308.76	\$1,002.09	\$306.67
JCP&L Jersey Central Pwr & Lht	JCPL TRANS SUBS	WEST WHARTON SUB	35300 - Station Equipment	Foundation - Equipment	\$913.03	\$913.70	\$404.33
JCP&L Jersey Central Pwr & Lht	JCPL TRANS SUBS	WEST WHARTON SUB	35300 - Station Equipment	Foundation - Equipment	\$1,394.46	\$1,067.71	\$326.75
JCP&L Jersey Central Pwr & Lht	JCPL TRANS SUBS	WEST WHARTON SUB	35300 - Station Equipment	Arrester, Lightning & Surge Protect	\$1,405.07	\$728.32	\$676.75
JCP&L Jersey Central Pwr & Lht	JCPL TRANS SUBS	WEST WHARTON SUB	35300 - Station Equipment	Switch	\$1,422.87	\$1,403.61	\$19.26
JCP&L Jersey Central Pwr & Lht	JCPL TRANS SUBS	WEST WHARTON SUB	35300 - Station Equipment	Misc Tools & Equipment	\$1,481.95	\$321.85	\$1,160.10

Company	Major Location	Asset Location	Utility Account	Asset Retirement Unit	Book Cost	Allocated Reserve	Net Book Value
JCP&L Jersey Central Pwr & Lht	JCPL TRANS SUBS	WEST WHARTON SUB	35300 - Station Equipment	Control Wiring	\$1,493.39	\$205.48	\$1,287.91
JCP&L Jersey Central Pwr & Lht	JCPL TRANS SUBS	WEST WHARTON SUB	35300 - Station Equipment	Conduit/Duct System	\$1,509.21	\$701.32	\$807.89
JCP&L Jersey Central Pwr & Lht	JCPL TRANS SUBS	WEST WHARTON SUB	35300 - Station Equipment	Grounding System, Station	\$1,539.05	\$797.76	\$741.29
JCP&L Jersey Central Pwr & Lht	JCPL TRANS SUBS	WEST WHARTON SUB	35300 - Station Equipment	Conduit/Duct System	\$1,560.08	\$950.92	\$609.16
JCP&L Jersey Central Pwr & Lht	JCPL TRANS SUBS	WEST WHARTON SUB	35300 - Station Equipment	Grounding System, Station	\$1,580.13	\$685.39	\$894.74
JCP&L Jersey Central Pwr & Lht	JCPL TRANS SUBS	WEST WHARTON SUB	35300 - Station Equipment	Grounding System, Station	\$1,640.99	\$905.52	\$735.47
JCP&L Jersey Central Pwr & Lht	JCPL TRANS SUBS	WEST WHARTON SUB	35300 - Station Equipment	Wiring	\$1,810.96	\$555.70	\$1,255.26
JCP&L Jersey Central Pwr & Lht	JCPL TRANS SUBS	WEST WHARTON SUB	35300 - Station Equipment	Foundation - Equipment	\$1,842.77	\$1,016.87	\$825.90
JCP&L Jersey Central Pwr & Lht	JCPL TRANS SUBS	WEST WHARTON SUB	35300 - Station Equipment	Structure	\$1,903.32	\$1,093.71	\$809.61
JCP&L Jersey Central Pwr & Lht	JCPL TRANS SUBS	WEST WHARTON SUB	35300 - Station Equipment	Controls and Instrumentation	\$2,078.71	\$1,316.21	\$762.50
JCP&L Jersey Central Pwr & Lht	JCPL TRANS SUBS	WEST WHARTON SUB	35300 - Station Equipment	Grounding System, Station	\$2,107.84	\$646.80	\$1,461.04
JCP&L Jersey Central Pwr & Lht	JCPL TRANS SUBS	WEST WHARTON SUB	35300 - Station Equipment	Controls and Instrumentation	\$2,130.23	\$1,298.45	\$831.78
JCP&L Jersey Central Pwr & Lht	JCPL TRANS SUBS	WEST WHARTON SUB	35300 - Station Equipment	Grounding System, Station	\$2,247.12	\$1,530.65	\$716.47
JCP&L Jersey Central Pwr & Lht	JCPL TRANS SUBS	WEST WHARTON SUB	35300 - Station Equipment	Grounding System, Station	\$2,290.25	\$1,587.68	\$702.57
JCP&L Jersey Central Pwr & Lht	JCPL TRANS SUBS	WEST WHARTON SUB	35300 - Station Equipment	Steel Pole Fully Dressed	\$2,304.36	\$345.22	\$1,959.14
JCP&L Jersey Central Pwr & Lht	JCPL TRANS SUBS	WEST WHARTON SUB	35300 - Station Equipment	Carrier Equipment System	\$2,321.58	\$1,749.69	\$571.89
JCP&L Jersey Central Pwr & Lht	JCPL TRANS SUBS	WEST WHARTON SUB	35300 - Station Equipment	Wiring	\$2,372.33	\$1,282.38	\$1,089.95
JCP&L Jersey Central Pwr & Lht	JCPL TRANS SUBS	WEST WHARTON SUB	35300 - Station Equipment	Cable, Wiring	\$2,375.83	\$326.89	\$2,048.94
JCP&L Jersey Central Pwr & Lht	JCPL TRANS SUBS	WEST WHARTON SUB	35300 - Station Equipment	Controls and Instrumentation	\$2,384.60	\$1,624.30	\$760.30
JCP&L Jersey Central Pwr & Lht	JCPL TRANS SUBS	WEST WHARTON SUB	35300 - Station Equipment	Carrier Equipment System	\$2,566.34	\$1,748.09	\$818.25
JCP&L Jersey Central Pwr & Lht	JCPL TRANS SUBS	WEST WHARTON SUB	35300 - Station Equipment	Fuse Equipment	\$2,594.81	\$796.23	\$1,798.58
JCP&L Jersey Central Pwr & Lht	JCPL TRANS SUBS	WEST WHARTON SUB	35300 - Station Equipment	Non-Unitized	\$2,654.52	\$187.65	\$2,466.87
JCP&L Jersey Central Pwr & Lht	JCPL TRANS SUBS	WEST WHARTON SUB	35300 - Station Equipment	Control Wiring	\$2,727.00	\$340.93	\$2,386.07
JCP&L Jersey Central Pwr & Lht	JCPL TRANS SUBS	WEST WHARTON SUB	35300 - Station Equipment	Transformer, Instrument	\$2,818.74	\$2,780.57	\$38.17
JCP&L Jersey Central Pwr & Lht	JCPL TRANS SUBS	WEST WHARTON SUB	35300 - Station Equipment	Structural Steel Support	\$2,850.99	\$392.26	\$2,458.73
JCP&L Jersey Central Pwr & Lht	JCPL TRANS SUBS	WEST WHARTON SUB	35300 - Station Equipment	Conduit	\$2,850.99	\$392.26	\$2,458.73
JCP&L Jersey Central Pwr & Lht	JCPL TRANS SUBS	WEST WHARTON SUB	35300 - Station Equipment	Wiring	\$2,909.14	\$1,351.87	\$1,557.27
JCP&L Jersey Central Pwr & Lht	JCPL TRANS SUBS	WEST WHARTON SUB	35300 - Station Equipment	Bus	\$2,918.87	\$401.61	\$2,517.26
JCP&L Jersey Central Pwr & Lht	JCPL TRANS SUBS	WEST WHARTON SUB	35300 - Station Equipment	Arrester, Lightning & Surge Protect	\$3,036.26	\$2,251.73	\$784.53
JCP&L Jersey Central Pwr & Lht	JCPL TRANS SUBS	WEST WHARTON SUB	35300 - Station Equipment	Equipment Enclosure	\$3,115.11	\$174.29	\$2,940.82
JCP&L Jersey Central Pwr & Lht	JCPL TRANS SUBS	WEST WHARTON SUB	35300 - Station Equipment	Carrier Equipment System	\$3,119.27	\$1,548.92	\$1,570.35
JCP&L Jersey Central Pwr & Lht	JCPL TRANS SUBS	WEST WHARTON SUB	35300 - Station Equipment	Circuit Breaker	\$3,282.06	\$2,275.23	\$1,006.83
JCP&L Jersey Central Pwr & Lht	JCPL TRANS SUBS	WEST WHARTON SUB	35300 - Station Equipment	Arrester, Lightning & Surge Protect	\$3,293.79	\$1,232.59	\$2,061.20
JCP&L Jersey Central Pwr & Lht	JCPL TRANS SUBS	WEST WHARTON SUB	35300 - Station Equipment	Conduit/Duct System	\$3,313.56	\$2,257.07	\$1,056.49
JCP&L Jersey Central Pwr & Lht	JCPL TRANS SUBS	WEST WHARTON SUB	35300 - Station Equipment	Battery System	\$3,343.10	\$1,588.68	\$1,754.42
JCP&L Jersey Central Pwr & Lht	JCPL TRANS SUBS	WEST WHARTON SUB	35300 - Station Equipment	Grounding System, Station	\$3,455.37	\$3,408.58	\$46.79
JCP&L Jersey Central Pwr & Lht	JCPL TRANS SUBS	WEST WHARTON SUB	35300 - Station Equipment	Foundation - Equipment	\$3,490.04	\$2,630.32	\$859.72
JCP&L Jersey Central Pwr & Lht	JCPL TRANS SUBS	WEST WHARTON SUB	35300 - Station Equipment	Fuse Equipment	\$3,670.28	\$1,705.57	\$1,964.71
JCP&L Jersey Central Pwr & Lht	JCPL TRANS SUBS	WEST WHARTON SUB	35300 - Station Equipment	Bus	\$3,713.61	\$207.77	\$3,505.84
JCP&L Jersey Central Pwr & Lht	JCPL TRANS SUBS	WEST WHARTON SUB	35300 - Station Equipment	Conduit	\$3,957.58	\$494.78	\$3,462.80
JCP&L Jersey Central Pwr & Lht	JCPL TRANS SUBS	WEST WHARTON SUB	35300 - Station Equipment	Controls and Instrumentation	\$3,999.22	\$1,734.68	\$2,264.54
JCP&L Jersey Central Pwr & Lht	JCPL TRANS SUBS	WEST WHARTON SUB	35300 - Station Equipment	Control Wiring	\$4,049.40	\$606.64	\$3,442.76
JCP&L Jersey Central Pwr & Lht	JCPL TRANS SUBS	WEST WHARTON SUB	35300 - Station Equipment	Carrier Equipment System	\$4,059.70	\$2,104.33	\$1,955.37
JCP&L Jersey Central Pwr & Lht	JCPL TRANS SUBS	WEST WHARTON SUB	35300 - Station Equipment	Controls and Instrumentation	\$4,099.46	\$2,262.15	\$1,837.31
JCP&L Jersey Central Pwr & Lht	JCPL TRANS SUBS	WEST WHARTON SUB	35300 - Station Equipment	Controls and Instrumentation	\$4,341.70	\$2,017.58	\$2,324.12
JCP&L Jersey Central Pwr & Lht	JCPL TRANS SUBS	WEST WHARTON SUB	35300 - Station Equipment	Grounding System, Station	\$4,685.80	\$3,475.05	\$1,210.75
JCP&L Jersey Central Pwr & Lht	JCPL TRANS SUBS	WEST WHARTON SUB	35300 - Station Equipment	Switch	\$4,770.44	\$3,249.44	\$1,521.00
JCP&L Jersey Central Pwr & Lht	JCPL TRANS SUBS	WEST WHARTON SUB	35300 - Station Equipment	Carrier Equipment System	\$4,877.65	\$1,730.90	\$3,146.75
JCP&L Jersey Central Pwr & Lht	JCPL TRANS SUBS	WEST WHARTON SUB	35300 - Station Equipment	Controls and Instrumentation	\$4,972.98	\$1,525.96	\$3,447.02
JCP&L Jersey Central Pwr & Lht	JCPL TRANS SUBS	WEST WHARTON SUB	35300 - Station Equipment	Arrester, Lightning & Surge Protect	\$4,987.80	\$747.23	\$4,240.57
JCP&L Jersey Central Pwr & Lht	JCPL TRANS SUBS	WEST WHARTON SUB	35300 - Station Equipment	Structure	\$5,114.41	\$2,218.39	\$2,896.02
JCP&L Jersey Central Pwr & Lht	JCPL TRANS SUBS	WEST WHARTON SUB	35300 - Station Equipment	Structure	\$5,213.34	\$3,866.29	\$1,347.05
JCP&L Jersey Central Pwr & Lht	JCPL TRANS SUBS	WEST WHARTON SUB	35300 - Station Equipment	Structure	\$5,258.42	\$1,613.55	\$3,644.87
JCP&L Jersey Central Pwr & Lht	JCPL TRANS SUBS	WEST WHARTON SUB	35300 - Station Equipment	Foundation - Equipment	\$5,268.77	\$5,197.42	\$71.35
JCP&L Jersey Central Pwr & Lht	JCPL TRANS SUBS	WEST WHARTON SUB	35300 - Station Equipment	Transformer, Power	\$5,590.00	\$1,093.98	\$4,496.02
JCP&L Jersey Central Pwr & Lht	JCPL TRANS SUBS	WEST WHARTON SUB	35300 - Station Equipment	Controls and Instrumentation	\$5,662.28	\$3,319.11	\$2,343.17
JCP&L Jersey Central Pwr & Lht	JCPL TRANS SUBS	WEST WHARTON SUB	35300 - Station Equipment	Circuit Breaker	\$5,726.70	\$4,384.81	\$1,341.89
JCP&L Jersey Central Pwr & Lht	JCPL TRANS SUBS	WEST WHARTON SUB	35300 - Station Equipment	Wiring	\$5,851.84	\$4,056.69	\$1,795.15

Company	Major Location	Asset Location	Utility Account	Asset Retirement Unit	Book Cost	Allocated Reserve	Net Book Value
JCP&L Jersey Central Pwr & Lht	JCPL TRANS SUBS	WEST WHARTON SUB	35300 - Station Equipment	Wiring	\$6,104.73	\$3,578.47	\$2,526.26
JCP&L Jersey Central Pwr & Lht	JCPL TRANS SUBS	WEST WHARTON SUB	35300 - Station Equipment	Foundation - Equipment	\$6,118.38	\$2,907.53	\$3,210.85
JCP&L Jersey Central Pwr & Lht	JCPL TRANS SUBS	WEST WHARTON SUB	35300 - Station Equipment	Transformer, Instrument	\$6,146.26	\$6,160.16	(\$13.90)
JCP&L Jersey Central Pwr & Lht	JCPL TRANS SUBS	WEST WHARTON SUB	35300 - Station Equipment	Switch	\$6,228.28	\$3,436.87	\$2,791.41
JCP&L Jersey Central Pwr & Lht	JCPL TRANS SUBS	WEST WHARTON SUB	35300 - Station Equipment	Foundation - Equipment	\$6,236.91	\$2,642.15	\$3,594.76
JCP&L Jersey Central Pwr & Lht	JCPL TRANS SUBS	WEST WHARTON SUB	35300 - Station Equipment	Transformer, Instrument	\$6,330.42	\$2,941.73	\$3,388.69
JCP&L Jersey Central Pwr & Lht	JCPL TRANS SUBS	WEST WHARTON SUB	35300 - Station Equipment	Wiring	\$6,524.91	\$2,830.21	\$3,694.70
JCP&L Jersey Central Pwr & Lht	JCPL TRANS SUBS	WEST WHARTON SUB	35300 - Station Equipment	Wiring	\$6,929.34	\$2,796.98	\$4,132.36
JCP&L Jersey Central Pwr & Lht	JCPL TRANS SUBS	WEST WHARTON SUB	35300 - Station Equipment	Carrier Equipment System	\$7,067.37	\$5,411.33	\$1,656.04
JCP&L Jersey Central Pwr & Lht	JCPL TRANS SUBS	WEST WHARTON SUB	35300 - Station Equipment	Fuse Equipment	\$7,134.91	\$3,022.57	\$4,112.34
JCP&L Jersey Central Pwr & Lht	JCPL TRANS SUBS	WEST WHARTON SUB	35300 - Station Equipment	Circuit Breaker	\$7,254.07	\$3,073.05	\$4,181.02
JCP&L Jersey Central Pwr & Lht	JCPL TRANS SUBS	WEST WHARTON SUB	35300 - Station Equipment	Foundation - Equipment	\$7,662.96	\$2,645.56	\$5,017.40
JCP&L Jersey Central Pwr & Lht	JCPL TRANS SUBS	WEST WHARTON SUB	35300 - Station Equipment	Grounding System, Station	\$7,912.18	\$2,960.85	\$4,951.33
JCP&L Jersey Central Pwr & Lht	JCPL TRANS SUBS	WEST WHARTON SUB	35300 - Station Equipment	Line Wave Trap	\$7,949.75	\$1,190.96	\$6,758.79
JCP&L Jersey Central Pwr & Lht	JCPL TRANS SUBS	WEST WHARTON SUB	35300 - Station Equipment	Grounding System, Station	\$8,001.98	\$5,162.10	\$2,839.88
JCP&L Jersey Central Pwr & Lht	JCPL TRANS SUBS	WEST WHARTON SUB	35300 - Station Equipment	Transformer, Instrument	\$8,114.46	\$4,662.82	\$3,451.64
JCP&L Jersey Central Pwr & Lht	JCPL TRANS SUBS	WEST WHARTON SUB	35300 - Station Equipment	Structure	\$8,225.68	\$3,078.17	\$5,147.51
JCP&L Jersey Central Pwr & Lht	JCPL TRANS SUBS	WEST WHARTON SUB	35300 - Station Equipment	Switch	\$8,470.80	\$5,872.24	\$2,598.56
JCP&L Jersey Central Pwr & Lht	JCPL TRANS SUBS	WEST WHARTON SUB	35300 - Station Equipment	Foundation - Equipment	\$8,949.53	\$2,486.13	\$6,463.40
JCP&L Jersey Central Pwr & Lht	JCPL TRANS SUBS	WEST WHARTON SUB	35300 - Station Equipment	Grounding System, Station	\$9,135.29	\$3,869.99	\$5,265.30
JCP&L Jersey Central Pwr & Lht	JCPL TRANS SUBS	WEST WHARTON SUB	35300 - Station Equipment	Carrier Equipment System	\$9,186.00	\$3,799.31	\$5,386.69
JCP&L Jersey Central Pwr & Lht	JCPL TRANS SUBS	WEST WHARTON SUB	35300 - Station Equipment	Controls and Instrumentation	\$9,504.45	\$3,556.70	\$5,947.75
JCP&L Jersey Central Pwr & Lht	JCPL TRANS SUBS	WEST WHARTON SUB	35300 - Station Equipment	Conduit/Duct System	\$9,519.20	\$3,286.40	\$6,232.80
JCP&L Jersey Central Pwr & Lht	JCPL TRANS SUBS	WEST WHARTON SUB	35300 - Station Equipment	Switch	\$9,520.00	\$5,691.17	\$3,828.83
JCP&L Jersey Central Pwr & Lht	JCPL TRANS SUBS	WEST WHARTON SUB	35300 - Station Equipment	Capacitor Bank	\$9,539.59	\$2,927.24	\$6,612.35
JCP&L Jersey Central Pwr & Lht	JCPL TRANS SUBS	WEST WHARTON SUB	35300 - Station Equipment	Structure	\$9,564.87	\$2,657.08	\$6,907.79
JCP&L Jersey Central Pwr & Lht	JCPL TRANS SUBS	WEST WHARTON SUB	35300 - Station Equipment	Conduit/Duct System	\$10,028.74	\$3,752.90	\$6,275.84
JCP&L Jersey Central Pwr & Lht	JCPL TRANS SUBS	WEST WHARTON SUB	35300 - Station Equipment	Wiring	\$10,411.64	\$1,301.67	\$9,109.97
JCP&L Jersey Central Pwr & Lht	JCPL TRANS SUBS	WEST WHARTON SUB	35300 - Station Equipment	Arrester, Lightning & Surge Protect	\$10,577.07	\$7,204.68	\$3,372.39
JCP&L Jersey Central Pwr & Lht	JCPL TRANS SUBS	WEST WHARTON SUB	35300 - Station Equipment	Grounding System, Station	\$11,621.19	\$1,452.90	\$10,168.29
JCP&L Jersey Central Pwr & Lht	JCPL TRANS SUBS	WEST WHARTON SUB	35300 - Station Equipment	Arrester, Lightning & Surge Protect	\$12,002.40	\$1,500.56	\$10,501.84
JCP&L Jersey Central Pwr & Lht	JCPL TRANS SUBS	WEST WHARTON SUB	35300 - Station Equipment	Switch	\$12,021.97	\$5,586.58	\$6,435.39
JCP&L Jersey Central Pwr & Lht	JCPL TRANS SUBS	WEST WHARTON SUB	35300 - Station Equipment	Circuit Breaker	\$12,067.04	\$3,114.22	\$8,952.82
JCP&L Jersey Central Pwr & Lht	JCPL TRANS SUBS	WEST WHARTON SUB	35300 - Station Equipment	Foundation - Equipment	\$12,333.68	\$1,541.98	\$10,791.70
JCP&L Jersey Central Pwr & Lht	JCPL TRANS SUBS	WEST WHARTON SUB	35300 - Station Equipment	Misc Tools & Equipment	\$12,552.50	\$3,730.79	\$8,821.71
JCP&L Jersey Central Pwr & Lht	JCPL TRANS SUBS	WEST WHARTON SUB	35300 - Station Equipment	Conduit/Duct System	\$13,021.69	\$12,845.36	\$176.33
JCP&L Jersey Central Pwr & Lht	JCPL TRANS SUBS	WEST WHARTON SUB	35300 - Station Equipment	Carrier Equipment System	\$13,109.76	\$6,940.34	\$6,169.42
JCP&L Jersey Central Pwr & Lht	JCPL TRANS SUBS	WEST WHARTON SUB	35300 - Station Equipment	Wiring	\$14,312.86	\$7,419.01	\$6,893.85
JCP&L Jersey Central Pwr & Lht	JCPL TRANS SUBS	WEST WHARTON SUB	35300 - Station Equipment	Transformer, Instrument	\$14,333.85	\$4,398.36	\$9,935.49
JCP&L Jersey Central Pwr & Lht	JCPL TRANS SUBS	WEST WHARTON SUB	35300 - Station Equipment	Wiring	\$14,751.08	\$8,139.89	\$6,611.19
JCP&L Jersey Central Pwr & Lht	JCPL TRANS SUBS	WEST WHARTON SUB	35300 - Station Equipment	Carrier Transmitter/Receiver Assemb	\$15,402.64	\$2,307.49	\$13,095.15
JCP&L Jersey Central Pwr & Lht	JCPL TRANS SUBS	WEST WHARTON SUB	35300 - Station Equipment	Minor Station Equipment	\$15,596.44	\$5,384.51	\$10,211.93
JCP&L Jersey Central Pwr & Lht	JCPL TRANS SUBS	WEST WHARTON SUB	35300 - Station Equipment	Relays	\$15,612.67	\$2,148.14	\$13,464.53
JCP&L Jersey Central Pwr & Lht	JCPL TRANS SUBS	WEST WHARTON SUB	35300 - Station Equipment	Carrier Equipment System	\$15,640.13	\$6,625.64	\$9,014.49
JCP&L Jersey Central Pwr & Lht	JCPL TRANS SUBS	WEST WHARTON SUB	35300 - Station Equipment	Switch	\$15,709.29	\$8,142.85	\$7,566.44
JCP&L Jersey Central Pwr & Lht	JCPL TRANS SUBS	WEST WHARTON SUB	35300 - Station Equipment	Transformer, Instrument	\$15,772.26	\$8,703.40	\$7,068.86
JCP&L Jersey Central Pwr & Lht	JCPL TRANS SUBS	WEST WHARTON SUB	35300 - Station Equipment	Circuit Breaker	\$16,127.25	\$7,160.02	\$8,967.23
JCP&L Jersey Central Pwr & Lht	JCPL TRANS SUBS	WEST WHARTON SUB	35300 - Station Equipment	Switch	\$16,532.64	\$5,231.91	\$11,300.73
JCP&L Jersey Central Pwr & Lht	JCPL TRANS SUBS	WEST WHARTON SUB	35300 - Station Equipment	Controls and Instrumentation	\$16,841.25	\$7,134.48	\$9,706.77
JCP&L Jersey Central Pwr & Lht	JCPL TRANS SUBS	WEST WHARTON SUB	35300 - Station Equipment	Carrier Equipment System	\$17,521.19	\$3,805.31	\$13,715.88
JCP&L Jersey Central Pwr & Lht	JCPL TRANS SUBS	WEST WHARTON SUB	35300 - Station Equipment	Wiring	\$17,622.01	\$11,368.01	\$6,254.00
JCP&L Jersey Central Pwr & Lht	JCPL TRANS SUBS	WEST WHARTON SUB	35300 - Station Equipment	Conduit	\$17,732.54	\$992.11	\$16,740.43
JCP&L Jersey Central Pwr & Lht	JCPL TRANS SUBS	WEST WHARTON SUB	35300 - Station Equipment	Conduit/Duct System	\$17,858.35	\$4,960.96	\$12,897.39
JCP&L Jersey Central Pwr & Lht	JCPL TRANS SUBS	WEST WHARTON SUB	35300 - Station Equipment	Circuit Breaker	\$17,864.22	\$5,136.60	\$12,727.62
JCP&L Jersey Central Pwr & Lht	JCPL TRANS SUBS	WEST WHARTON SUB	35300 - Station Equipment	Switchgear	\$17,902.24	\$7,583.95	\$10,318.29
JCP&L Jersey Central Pwr & Lht	JCPL TRANS SUBS	WEST WHARTON SUB	35300 - Station Equipment	Controls and Instrumentation	\$17,912.51	\$4,976.01	\$12,936.50
JCP&L Jersey Central Pwr & Lht	JCPL TRANS SUBS	WEST WHARTON SUB	35300 - Station Equipment	Conduit/Duct System	\$18,137.47	\$5,913.74	\$12,223.73
JCP&L Jersey Central Pwr & Lht	JCPL TRANS SUBS	WEST WHARTON SUB	35300 - Station Equipment	Switch	\$18,430.94	\$5,120.03	\$13,310.91

Company	Major Location	Asset Location	Utility Account	Asset Retirement Unit	Book Cost	Allocated Reserve	Net Book Value
JCP&L Jersey Central Pwr & Lht	JCPL TRANS SUBS	WEST WHARTON SUB	35300 - Station Equipment	Wiring	\$18,897.09	\$7,071.56	\$11,825.53
JCP&L Jersey Central Pwr & Lht	JCPL TRANS SUBS	WEST WHARTON SUB	35300 - Station Equipment	Wiring	\$19,290.02	\$5,358.68	\$13,931.34
JCP&L Jersey Central Pwr & Lht	JCPL TRANS SUBS	WEST WHARTON SUB	35300 - Station Equipment	RTU - SCADA	\$19,828.91	\$2,728.25	\$17,100.66
JCP&L Jersey Central Pwr & Lht	JCPL TRANS SUBS	WEST WHARTON SUB	35300 - Station Equipment	Switch	\$20,198.50	\$7,558.56	\$12,639.94
JCP&L Jersey Central Pwr & Lht	JCPL TRANS SUBS	WEST WHARTON SUB	35300 - Station Equipment	Structural Steel Support	\$20,679.81	\$3,098.07	\$17,581.74
JCP&L Jersey Central Pwr & Lht	JCPL TRANS SUBS	WEST WHARTON SUB	35300 - Station Equipment	Arrester, Lightning & Surge Protect	\$20,691.42	\$4,493.84	\$16,197.58
JCP&L Jersey Central Pwr & Lht	JCPL TRANS SUBS	WEST WHARTON SUB	35300 - Station Equipment	Circuit Breaker	\$20,756.59	\$11,689.57	\$9,067.02
JCP&L Jersey Central Pwr & Lht	JCPL TRANS SUBS	WEST WHARTON SUB	35300 - Station Equipment	JCPL - Communication Equipment	\$21,032.77	\$3,883.28	\$17,149.49
JCP&L Jersey Central Pwr & Lht	JCPL TRANS SUBS	WEST WHARTON SUB	35300 - Station Equipment	Grounding System, Station	\$21,431.61	\$5,953.60	\$15,478.01
JCP&L Jersey Central Pwr & Lht	JCPL TRANS SUBS	WEST WHARTON SUB	35300 - Station Equipment	Conduit/Duct System	\$22,567.53	\$14,558.38	\$8,009.15
JCP&L Jersey Central Pwr & Lht	JCPL TRANS SUBS	WEST WHARTON SUB	35300 - Station Equipment	Structure	\$22,758.76	\$15,777.15	\$6,981.61
JCP&L Jersey Central Pwr & Lht	JCPL TRANS SUBS	WEST WHARTON SUB	35300 - Station Equipment	Switch	\$23,277.36	\$6,918.37	\$16,358.99
JCP&L Jersey Central Pwr & Lht	JCPL TRANS SUBS	WEST WHARTON SUB	35300 - Station Equipment	Conduit/Duct System	\$23,886.45	\$11,351.13	\$12,535.32
JCP&L Jersey Central Pwr & Lht	JCPL TRANS SUBS	WEST WHARTON SUB	35300 - Station Equipment	Reactor	\$23,912.77	\$1,690.44	\$22,222.33
JCP&L Jersey Central Pwr & Lht	JCPL TRANS SUBS	WEST WHARTON SUB	35300 - Station Equipment	Circuit Breaker	\$24,294.88	\$17,723.93	\$6,570.95
JCP&L Jersey Central Pwr & Lht	JCPL TRANS SUBS	WEST WHARTON SUB	35300 - Station Equipment	Arrester, Lightning & Surge Protect	\$24,357.86	\$10,318.75	\$14,039.11
JCP&L Jersey Central Pwr & Lht	JCPL TRANS SUBS	WEST WHARTON SUB	35300 - Station Equipment	Grounding System, Station	\$25,308.61	\$12,026.96	\$13,281.65
JCP&L Jersey Central Pwr & Lht	JCPL TRANS SUBS	WEST WHARTON SUB	35300 - Station Equipment	Bus	\$25,362.06	\$3,799.53	\$21,562.53
JCP&L Jersey Central Pwr & Lht	JCPL TRANS SUBS	WEST WHARTON SUB	35300 - Station Equipment	Wiring	\$25,453.61	\$1,424.11	\$24,029.50
JCP&L Jersey Central Pwr & Lht	JCPL TRANS SUBS	WEST WHARTON SUB	35300 - Station Equipment	Conduit/Duct System	\$26,489.08	\$18,363.14	\$8,125.94
JCP&L Jersey Central Pwr & Lht	JCPL TRANS SUBS	WEST WHARTON SUB	35300 - Station Equipment	Reactor	\$27,161.64	\$7,009.78	\$20,151.86
JCP&L Jersey Central Pwr & Lht	JCPL TRANS SUBS	WEST WHARTON SUB	35300 - Station Equipment	Arrester, Lightning & Surge Protect	\$27,934.95	\$13,275.03	\$14,659.92
JCP&L Jersey Central Pwr & Lht	JCPL TRANS SUBS	WEST WHARTON SUB	35300 - Station Equipment	Non-Unitized	\$29,723.53	\$1,663.00	\$28,060.53
JCP&L Jersey Central Pwr & Lht	JCPL TRANS SUBS	WEST WHARTON SUB	35300 - Station Equipment	Circuit Breaker	\$30,114.93	\$15,609.95	\$14,504.98
JCP&L Jersey Central Pwr & Lht	JCPL TRANS SUBS	WEST WHARTON SUB	35300 - Station Equipment	Carrier Equipment System	\$30,869.81	\$14,669.71	\$16,200.10
JCP&L Jersey Central Pwr & Lht	JCPL TRANS SUBS	WEST WHARTON SUB	35300 - Station Equipment	Switch	\$31,671.64	\$18,199.50	\$13,472.14
JCP&L Jersey Central Pwr & Lht	JCPL TRANS SUBS	WEST WHARTON SUB	35300 - Station Equipment	Wiring	\$32,865.72	\$4,923.67	\$27,942.05
JCP&L Jersey Central Pwr & Lht	JCPL TRANS SUBS	WEST WHARTON SUB	35300 - Station Equipment	Switch	\$32,989.12	\$4,124.34	\$28,864.78
JCP&L Jersey Central Pwr & Lht	JCPL TRANS SUBS	WEST WHARTON SUB	35300 - Station Equipment	Controls and Instrumentation	\$33,302.22	\$11,817.73	\$21,484.49
JCP&L Jersey Central Pwr & Lht	JCPL TRANS SUBS	WEST WHARTON SUB	35300 - Station Equipment	Switch	\$33,557.29	\$21,647.90	\$11,909.39
JCP&L Jersey Central Pwr & Lht	JCPL TRANS SUBS	WEST WHARTON SUB	35300 - Station Equipment	Cable, Wiring	\$34,920.22	\$7,584.09	\$27,336.13
JCP&L Jersey Central Pwr & Lht	JCPL TRANS SUBS	WEST WHARTON SUB	35300 - Station Equipment	Transformer, Power	\$35,136.93	\$7,998.48	\$27,138.45
JCP&L Jersey Central Pwr & Lht	JCPL TRANS SUBS	WEST WHARTON SUB	35300 - Station Equipment	Circuit Breaker	\$35,342.12	\$22,799.30	\$12,542.82
JCP&L Jersey Central Pwr & Lht	JCPL TRANS SUBS	WEST WHARTON SUB	35300 - Station Equipment	Switch	\$36,530.92	\$5,472.76	\$31,058.16
JCP&L Jersey Central Pwr & Lht	JCPL TRANS SUBS	WEST WHARTON SUB	35300 - Station Equipment	Controls and Instrumentation	\$36,976.80	\$17,571.83	\$19,404.97
JCP&L Jersey Central Pwr & Lht	JCPL TRANS SUBS	WEST WHARTON SUB	35300 - Station Equipment	Cable, Wiring	\$38,024.34	\$8,655.77	\$29,368.57
JCP&L Jersey Central Pwr & Lht	JCPL TRANS SUBS	WEST WHARTON SUB	35300 - Station Equipment	Structure	\$38,076.73	\$2,130.35	\$35,946.38
JCP&L Jersey Central Pwr & Lht	JCPL TRANS SUBS	WEST WHARTON SUB	35300 - Station Equipment	Circuit Breaker	\$38,647.42	\$24,012.44	\$14,634.98
JCP&L Jersey Central Pwr & Lht	JCPL TRANS SUBS	WEST WHARTON SUB	35300 - Station Equipment	Control Wiring	\$39,360.26	\$978.42	\$38,381.84
JCP&L Jersey Central Pwr & Lht	JCPL TRANS SUBS	WEST WHARTON SUB	35300 - Station Equipment	Capacitor Bank	\$40,724.20	\$8,844.62	\$31,879.58
JCP&L Jersey Central Pwr & Lht	JCPL TRANS SUBS	WEST WHARTON SUB	35300 - Station Equipment	Grounding System, Station	\$41,113.37	\$14,193.96	\$26,919.41
JCP&L Jersey Central Pwr & Lht	JCPL TRANS SUBS	WEST WHARTON SUB	35300 - Station Equipment	Non-Unitized	\$41,235.83	\$1,677.65	\$39,558.18
JCP&L Jersey Central Pwr & Lht	JCPL TRANS SUBS	WEST WHARTON SUB	35300 - Station Equipment	Circuit Breaker	\$42,133.05	\$20,022.14	\$22,110.91
JCP&L Jersey Central Pwr & Lht	JCPL TRANS SUBS	WEST WHARTON SUB	35300 - Station Equipment	Capacitor Bank	\$42,561.41	\$18,030.33	\$24,531.08
JCP&L Jersey Central Pwr & Lht	JCPL TRANS SUBS	WEST WHARTON SUB	35300 - Station Equipment	Structure	\$42,567.98	\$27,460.72	\$15,107.26
JCP&L Jersey Central Pwr & Lht	JCPL TRANS SUBS	WEST WHARTON SUB	35300 - Station Equipment	Structure	\$43,052.26	\$18,238.28	\$24,813.98
JCP&L Jersey Central Pwr & Lht	JCPL TRANS SUBS	WEST WHARTON SUB	35300 - Station Equipment	Switchgear	\$45,114.22	\$21,438.82	\$23,675.40
JCP&L Jersey Central Pwr & Lht	JCPL TRANS SUBS	WEST WHARTON SUB	35300 - Station Equipment	Carrier Equipment System	\$46,679.50	\$15,219.88	\$31,459.62
JCP&L Jersey Central Pwr & Lht	JCPL TRANS SUBS	WEST WHARTON SUB	35300 - Station Equipment	Carrier Equipment System	\$48,197.61	\$11,956.18	\$36,241.43
JCP&L Jersey Central Pwr & Lht	JCPL TRANS SUBS	WEST WHARTON SUB	35300 - Station Equipment	Relays	\$51,334.39	\$2,872.11	\$48,462.28
JCP&L Jersey Central Pwr & Lht	JCPL TRANS SUBS	WEST WHARTON SUB	35300 - Station Equipment	Disconnect Switch	\$52,268.13	\$2,924.36	\$49,343.77
JCP&L Jersey Central Pwr & Lht	JCPL TRANS SUBS	WEST WHARTON SUB	35300 - Station Equipment	Relays	\$56,638.23	\$4,003.86	\$52,634.37
JCP&L Jersey Central Pwr & Lht	JCPL TRANS SUBS	WEST WHARTON SUB	35300 - Station Equipment	Wiring	\$62,784.37	\$36,077.82	\$26,706.55
JCP&L Jersey Central Pwr & Lht	JCPL TRANS SUBS	WEST WHARTON SUB	35300 - Station Equipment	Structure	\$65,627.31	\$64,738.64	\$888.67
JCP&L Jersey Central Pwr & Lht	JCPL TRANS SUBS	WEST WHARTON SUB	35300 - Station Equipment	Capacitor Bank	\$66,711.03	\$17,216.54	\$49,494.49
JCP&L Jersey Central Pwr & Lht	JCPL TRANS SUBS	WEST WHARTON SUB	35300 - Station Equipment	Transformer, Instrument	\$67,460.32	\$23,289.97	\$44,170.35
JCP&L Jersey Central Pwr & Lht	JCPL TRANS SUBS	WEST WHARTON SUB	35300 - Station Equipment	Carrier Equipment System	\$68,324.99	\$18,980.36	\$49,344.63
JCP&L Jersey Central Pwr & Lht	JCPL TRANS SUBS	WEST WHARTON SUB	35300 - Station Equipment	Switch	\$68,395.92	\$32,502.58	\$35,893.34

Company	Major Location	Asset Location	Utility Account	Asset Retirement Unit	Book Cost	Allocated Reserve	Net Book Value
JCP&L Jersey Central Pwr & Lht	JCPL TRANS SUBS	WEST WHARTON SUB	35300 - Station Equipment	Transformer, Power	\$69,380.37	\$50,615.31	\$18,765.06
JCP&L Jersey Central Pwr & Lht	JCPL TRANS SUBS	WEST WHARTON SUB	35300 - Station Equipment	Circuit Breaker	\$72,610.00	\$49,459.10	\$23,150.90
JCP&L Jersey Central Pwr & Lht	JCPL TRANS SUBS	WEST WHARTON SUB	35300 - Station Equipment	Switch	\$76,009.24	\$23,323.57	\$52,685.67
JCP&L Jersey Central Pwr & Lht	JCPL TRANS SUBS	WEST WHARTON SUB	35300 - Station Equipment	Carrier Equipment System	\$77,257.42	\$26,672.32	\$50,585.10
JCP&L Jersey Central Pwr & Lht	JCPL TRANS SUBS	WEST WHARTON SUB	35300 - Station Equipment	Arrester, Lightning & Surge Protect	\$77,347.28	\$4,327.51	\$73,019.77
JCP&L Jersey Central Pwr & Lht	JCPL TRANS SUBS	WEST WHARTON SUB	35300 - Station Equipment	Foundation - Equipment	\$77,982.97	\$11,682.76	\$66,300.21
JCP&L Jersey Central Pwr & Lht	JCPL TRANS SUBS	WEST WHARTON SUB	35300 - Station Equipment	Switch	\$78,133.75	\$33,099.88	\$45,033.87
JCP&L Jersey Central Pwr & Lht	JCPL TRANS SUBS	WEST WHARTON SUB	35300 - Station Equipment	Wiring	\$79,148.67	\$17,189.77	\$61,958.90
JCP&L Jersey Central Pwr & Lht	JCPL TRANS SUBS	WEST WHARTON SUB	35300 - Station Equipment	Wiring	\$80,396.14	\$34,058.30	\$46,337.84
JCP&L Jersey Central Pwr & Lht	JCPL TRANS SUBS	WEST WHARTON SUB	35300 - Station Equipment	Controls and Instrumentation	\$80,921.59	\$27,937.33	\$52,984.26
JCP&L Jersey Central Pwr & Lht	JCPL TRANS SUBS	WEST WHARTON SUB	35300 - Station Equipment	Switch	\$84,046.14	\$18,253.43	\$65,792.71
JCP&L Jersey Central Pwr & Lht	JCPL TRANS SUBS	WEST WHARTON SUB	35300 - Station Equipment	Microwave System	\$84,385.79	\$25,080.70	\$59,305.09
JCP&L Jersey Central Pwr & Lht	JCPL TRANS SUBS	WEST WHARTON SUB	35300 - Station Equipment	Capacitor Bank	\$86,184.84	\$8,508.51	\$77,676.33
JCP&L Jersey Central Pwr & Lht	JCPL TRANS SUBS	WEST WHARTON SUB	35300 - Station Equipment	Switchgear	\$86,302.07	\$23,974.31	\$62,327.76
JCP&L Jersey Central Pwr & Lht	JCPL TRANS SUBS	WEST WHARTON SUB	35300 - Station Equipment	Relays	\$88,905.95	\$20,238.32	\$68,667.63
JCP&L Jersey Central Pwr & Lht	JCPL TRANS SUBS	WEST WHARTON SUB	35300 - Station Equipment	Switch	\$94,041.40	\$32,466.81	\$61,574.59
JCP&L Jersey Central Pwr & Lht	JCPL TRANS SUBS	WEST WHARTON SUB	35300 - Station Equipment	Relaying Equipment	\$97,954.34	\$5,480.45	\$92,473.89
JCP&L Jersey Central Pwr & Lht	JCPL TRANS SUBS	WEST WHARTON SUB	35300 - Station Equipment	Tranrupter	\$98,434.30	\$13,543.53	\$84,890.77
JCP&L Jersey Central Pwr & Lht	JCPL TRANS SUBS	WEST WHARTON SUB	35300 - Station Equipment	Battery System	\$98,743.90	\$22,477.81	\$76,266.09
JCP&L Jersey Central Pwr & Lht	JCPL TRANS SUBS	WEST WHARTON SUB	35300 - Station Equipment	Switch	\$98,810.14	\$35,064.09	\$63,746.05
JCP&L Jersey Central Pwr & Lht	JCPL TRANS SUBS	WEST WHARTON SUB	35300 - Station Equipment	Arrester, Lightning & Surge Protect	\$102,294.78	\$35,316.20	\$66,978.58
JCP&L Jersey Central Pwr & Lht	JCPL TRANS SUBS	WEST WHARTON SUB	35300 - Station Equipment	Transformer, Power	\$104,718.80	\$15,688.10	\$89,030.70
JCP&L Jersey Central Pwr & Lht	JCPL TRANS SUBS	WEST WHARTON SUB	35300 - Station Equipment	Transformer, Power	\$12,075.96	\$12,075.98	\$95,675.98
JCP&L Jersey Central Pwr & Lht	JCPL TRANS SUBS	WEST WHARTON SUB	35300 - Station Equipment	Circuit Breaker	\$107,892.01	\$24,560.26	\$83,331.75
JCP&L Jersey Central Pwr & Lht	JCPL TRANS SUBS	WEST WHARTON SUB	35300 - Station Equipment	Wiring	\$108,072.40	\$51,357.32	\$56,715.08
JCP&L Jersey Central Pwr & Lht	JCPL TRANS SUBS	WEST WHARTON SUB	35300 - Station Equipment	Capacitor Bank	\$108,910.09	\$16,316.01	\$92,594.08
JCP&L Jersey Central Pwr & Lht	JCPL TRANS SUBS	WEST WHARTON SUB	35300 - Station Equipment	Foundation - Equipment	\$128,237.91	\$7,174.79	\$121,063.12
JCP&L Jersey Central Pwr & Lht	JCPL TRANS SUBS	WEST WHARTON SUB	35300 - Station Equipment	Structure	\$140,113.68	\$66,583.73	\$73,529.95
JCP&L Jersey Central Pwr & Lht	JCPL TRANS SUBS	WEST WHARTON SUB	35300 - Station Equipment	Switchgear	\$148,768.00	\$51,360.60	\$97,407.40
JCP&L Jersey Central Pwr & Lht	JCPL TRANS SUBS	WEST WHARTON SUB	35300 - Station Equipment	Circuit Breaker	\$149,355.59	\$41,490.28	\$107,865.31
JCP&L Jersey Central Pwr & Lht	JCPL TRANS SUBS	WEST WHARTON SUB	35300 - Station Equipment	Relays	\$151,660.01	\$3,769.97	\$147,890.04
JCP&L Jersey Central Pwr & Lht	JCPL TRANS SUBS	WEST WHARTON SUB	35300 - Station Equipment	Transformer, Power	\$156,886.81	\$108,759.29	\$48,127.52
JCP&L Jersey Central Pwr & Lht	JCPL TRANS SUBS	WEST WHARTON SUB	35300 - Station Equipment	Transformer, Power	\$157,418.97	\$101,551.40	\$55,867.57
JCP&L Jersey Central Pwr & Lht	JCPL TRANS SUBS	WEST WHARTON SUB	35300 - Station Equipment	Minor Station Equipment	\$167,785.12	\$38,194.17	\$129,590.95
JCP&L Jersey Central Pwr & Lht	JCPL TRANS SUBS	WEST WHARTON SUB	35300 - Station Equipment	Air Break	\$171,104.33	\$37,161.02	\$133,943.31
JCP&L Jersey Central Pwr & Lht	JCPL TRANS SUBS	WEST WHARTON SUB	35300 - Station Equipment	Transformer, Power	\$197,686.24	\$24,714.99	\$172,971.25
JCP&L Jersey Central Pwr & Lht	JCPL TRANS SUBS	WEST WHARTON SUB	35300 - Station Equipment	Transformer, Power	\$217,104.23	\$103,170.57	\$113,933.66
JCP&L Jersey Central Pwr & Lht	JCPL TRANS SUBS	WEST WHARTON SUB	35300 - Station Equipment	Circuit Breaker	\$233,133.60	\$37,699.48	\$195,434.12
JCP&L Jersey Central Pwr & Lht	JCPL TRANS SUBS	WEST WHARTON SUB	35300 - Station Equipment	Circuit Breaker	\$241,521.04	\$30,195.27	\$211,325.77
JCP&L Jersey Central Pwr & Lht	JCPL TRANS SUBS	WEST WHARTON SUB	35300 - Station Equipment	Structure	\$346,122.22	\$119,495.07	\$226,627.15
JCP&L Jersey Central Pwr & Lht	JCPL TRANS SUBS	WEST WHARTON SUB	35300 - Station Equipment	Circuit Breaker	\$370,607.39	\$20,735.13	\$349,872.26
JCP&L Jersey Central Pwr & Lht	JCPL TRANS SUBS	WEST WHARTON SUB	35300 - Station Equipment	Wiring	\$382,957.75	\$132,212.16	\$250,745.59
JCP&L Jersey Central Pwr & Lht	JCPL TRANS SUBS	WEST WHARTON SUB	35300 - Station Equipment	Circuit Breaker	\$455,708.13	\$157,328.46	\$298,379.67
JCP&L Jersey Central Pwr & Lht	JCPL TRANS SUBS	WEST WHARTON SUB	35300 - Station Equipment	Transformer, Power	\$499,383.61	\$211,554.38	\$287,829.23
JCP&L Jersey Central Pwr & Lht	JCPL TRANS SUBS	WEST WHARTON SUB	35300 - Station Equipment	Cable, Wiring	\$607,858.04	\$34,009.08	\$573,848.96
JCP&L Jersey Central Pwr & Lht	JCPL TRANS SUBS	WEST WHARTON SUB	35300 - Station Equipment	Capacitor Bank	\$677,631.14	\$37,912.82	\$639,718.32
JCP&L Jersey Central Pwr & Lht	JCPL TRANS SUBS	WEST WHARTON SUB	35300 - Station Equipment	Transformer, Power	\$936,759.05	\$151,481.07	\$785,277.98
JCP&L Jersey Central Pwr & Lht	JCPL TRANS SUBS	WEST WHARTON SUB	35300 - Station Equipment	Windings	\$980,507.96	\$146,891.54	\$833,616.42
JCP&L Jersey Central Pwr & Lht	JCPL TRANS SUBS	WEST WHARTON SUB	35300 - Station Equipment	Minor Station Equipment	\$1,076,001.89	\$233,689.75	\$842,312.14
JCP&L Jersey Central Pwr & Lht	JCPL TRANS SUBS	WEST WHARTON SUB	35300 - Station Equipment	Transformer, Power	\$1,363,390.71	\$251,722.85	\$1,111,667.86
JCP&L Jersey Central Pwr & Lht	JCPL TRANS SUBS	WEST WHARTON SUB	35300 - Station Equipment	Circuit Breaker	\$1,466,445.92	\$318,487.71	\$1,147,958.21
JCP&L Jersey Central Pwr & Lht	JCPL TRANS SUBS	WEST WHARTON SUB	35300 - Station Equipment	Capacitor Bank	\$2,480,402.81	\$485,420.32	\$1,994,982.49
		WEST WHARTON SUB Total			\$19,230,446.85	\$4,704,843.63	\$14,525,603.22
JCP&L Jersey Central Pwr & Lht	JCPL TRANS SUBS	WHIPPANY SUB	35300 - Station Equipment	Non-Unitized	(\$890.82)	(\$49.84)	(\$840.98)
JCP&L Jersey Central Pwr & Lht	JCPL TRANS SUBS	WHIPPANY SUB	35300 - Station Equipment	Foundation	(\$523.29)	(\$58.64)	(\$464.65)
JCP&L Jersey Central Pwr & Lht	JCPL TRANS SUBS	WHIPPANY SUB	35300 - Station Equipment	RTU - SCADA	(\$406.49)	(\$45.55)	(\$360.94)
JCP&L Jersey Central Pwr & Lht	JCPL TRANS SUBS	WHIPPANY SUB	35300 - Station Equipment	Controls and Instrumentation	(\$174.98)	(\$19.61)	(\$155.37)
JCP&L Jersey Central Pwr & Lht	JCPL TRANS SUBS	WHIPPANY SUB	35300 - Station Equipment	Grounding System, Station	(\$117.94)	(\$13.22)	(\$104.72)

Company	Major Location	Asset Location	Utility Account	Asset Retirement Unit	Book Cost	Allocated Reserve	Net Book Value
JCP&L Jersey Central Pwr & Lht	JCPL TRANS SUBS	WHIPPANY SUB	35300 - Station Equipment	Transformer, Other	(\$42.71)	(\$4.78)	(\$37.93)
JCP&L Jersey Central Pwr & Lht	JCPL TRANS SUBS	WHIPPANY SUB	35300 - Station Equipment	Conduit	(\$10.25)	(\$1.15)	(\$9.10)
JCP&L Jersey Central Pwr & Lht	JCPL TRANS SUBS	WHIPPANY SUB	35300 - Station Equipment	Non-Unitized	(\$4.53)	(\$0.19)	(\$4.34)
JCP&L Jersey Central Pwr & Lht	JCPL TRANS SUBS	WHIPPANY SUB	35300 - Station Equipment	Office Furniture	\$21.09	\$14.36	\$6.73
JCP&L Jersey Central Pwr & Lht	JCPL TRANS SUBS	WHIPPANY SUB	35300 - Station Equipment	Misc Tools & Equipment	\$32.50	\$22.53	\$9.97
JCP&L Jersey Central Pwr & Lht	JCPL TRANS SUBS	WHIPPANY SUB	35300 - Station Equipment	Misc Tools & Equipment	\$35.38	\$25.81	\$9.57
JCP&L Jersey Central Pwr & Lht	JCPL TRANS SUBS	WHIPPANY SUB	35300 - Station Equipment	Office Furniture	\$35.82	\$17.79	\$18.03
JCP&L Jersey Central Pwr & Lht	JCPL TRANS SUBS	WHIPPANY SUB	35300 - Station Equipment	Conduit/Duct System	\$38.28	\$18.60	\$19.68
JCP&L Jersey Central Pwr & Lht	JCPL TRANS SUBS	WHIPPANY SUB	35300 - Station Equipment	Misc Tools & Equipment	\$40.00	\$20.74	\$19.26
JCP&L Jersey Central Pwr & Lht	JCPL TRANS SUBS	WHIPPANY SUB	35300 - Station Equipment	Office Furniture	\$41.50	\$35.17	\$6.33
JCP&L Jersey Central Pwr & Lht	JCPL TRANS SUBS	WHIPPANY SUB	35300 - Station Equipment	Misc Tools & Equipment	\$47.56	\$23.62	\$23.94
JCP&L Jersey Central Pwr & Lht	JCPL TRANS SUBS	WHIPPANY SUB	35300 - Station Equipment	Minor Station Equipment	\$50.35	\$22.36	\$27.99
JCP&L Jersey Central Pwr & Lht	JCPL TRANS SUBS	WHIPPANY SUB	35300 - Station Equipment	Oil Storage & Filtering System	\$57.50	\$56.24	\$1.26
JCP&L Jersey Central Pwr & Lht	JCPL TRANS SUBS	WHIPPANY SUB	35300 - Station Equipment	Misc Tools & Equipment	\$59.38	\$34.12	\$25.26
JCP&L Jersey Central Pwr & Lht	JCPL TRANS SUBS	WHIPPANY SUB	35300 - Station Equipment	Office Furniture	\$80.40	\$53.79	\$26.61
JCP&L Jersey Central Pwr & Lht	JCPL TRANS SUBS	WHIPPANY SUB	35300 - Station Equipment	Misc Tools & Equipment	\$84.69	\$51.62	\$33.07
JCP&L Jersey Central Pwr & Lht	JCPL TRANS SUBS	WHIPPANY SUB	35300 - Station Equipment	Conduit/Duct System	\$97.29	\$27.02	\$70.27
JCP&L Jersey Central Pwr & Lht	JCPL TRANS SUBS	WHIPPANY SUB	35300 - Station Equipment	Minor Station Equipment	\$102.06	\$86.50	\$15.56
JCP&L Jersey Central Pwr & Lht	JCPL TRANS SUBS	WHIPPANY SUB	35300 - Station Equipment	Misc Tools & Equipment	\$120.00	\$86.09	\$33.91
JCP&L Jersey Central Pwr & Lht	JCPL TRANS SUBS	WHIPPANY SUB	35300 - Station Equipment	Fire Protection System for Equipmnt	\$122.50	\$80.49	\$42.01
JCP&L Jersey Central Pwr & Lht	JCPL TRANS SUBS	WHIPPANY SUB	35300 - Station Equipment	Office Furniture	\$146.97	\$68.29	\$78.68
JCP&L Jersey Central Pwr & Lht	JCPL TRANS SUBS	WHIPPANY SUB	35300 - Station Equipment	Misc Tools & Equipment	\$150.00	\$82.78	\$67.22
JCP&L Jersey Central Pwr & Lht	JCPL TRANS SUBS	WHIPPANY SUB	35300 - Station Equipment	Transformer, Instrument	\$185.46	\$92.09	\$93.37
JCP&L Jersey Central Pwr & Lht	JCPL TRANS SUBS	WHIPPANY SUB	35300 - Station Equipment	Misc Tools & Equipment	\$207.64	\$109.93	\$97.71
JCP&L Jersey Central Pwr & Lht	JCPL TRANS SUBS	WHIPPANY SUB	35300 - Station Equipment	Conduit/Duct System	\$210.54	\$84.98	\$125.56
JCP&L Jersey Central Pwr & Lht	JCPL TRANS SUBS	WHIPPANY SUB	35300 - Station Equipment	Foundation - Equipment	\$218.36	\$106.09	\$112.27
JCP&L Jersey Central Pwr & Lht	JCPL TRANS SUBS	WHIPPANY SUB	35300 - Station Equipment	Wood Pole	\$243.06	\$107.92	\$135.14
JCP&L Jersey Central Pwr & Lht	JCPL TRANS SUBS	WHIPPANY SUB	35300 - Station Equipment	Equipment Spill and Leakage System	\$249.76	\$170.13	\$79.63
JCP&L Jersey Central Pwr & Lht	JCPL TRANS SUBS	WHIPPANY SUB	35300 - Station Equipment	Minor Station Equipment	\$251.80	\$159.44	\$92.36
JCP&L Jersey Central Pwr & Lht	JCPL TRANS SUBS	WHIPPANY SUB	35300 - Station Equipment	Fire Protection System for Equipmnt	\$254.86	\$118.44	\$136.42
JCP&L Jersey Central Pwr & Lht	JCPL TRANS SUBS	WHIPPANY SUB	35300 - Station Equipment	Oil Storage & Filtering System	\$264.93	\$123.11	\$141.82
JCP&L Jersey Central Pwr & Lht	JCPL TRANS SUBS	WHIPPANY SUB	35300 - Station Equipment	Minor Station Equipment	\$268.92	\$196.18	\$72.74
JCP&L Jersey Central Pwr & Lht	JCPL TRANS SUBS	WHIPPANY SUB	35300 - Station Equipment	Controls and Instrumentation	\$303.05	\$113.41	\$189.64
JCP&L Jersey Central Pwr & Lht	JCPL TRANS SUBS	WHIPPANY SUB	35300 - Station Equipment	Switchgear	\$304.26	\$157.72	\$146.54
JCP&L Jersey Central Pwr & Lht	JCPL TRANS SUBS	WHIPPANY SUB	35300 - Station Equipment	Fuse Equipment	\$317.96	\$157.89	\$160.07
JCP&L Jersey Central Pwr & Lht	JCPL TRANS SUBS	WHIPPANY SUB	35300 - Station Equipment	Conduit/Duct System	\$361.87	\$224.84	\$137.03
JCP&L Jersey Central Pwr & Lht	JCPL TRANS SUBS	WHIPPANY SUB	35300 - Station Equipment	Grounding System, Station	\$363.80	\$176.75	\$187.05
JCP&L Jersey Central Pwr & Lht	JCPL TRANS SUBS	WHIPPANY SUB	35300 - Station Equipment	Foundation - Equipment	\$384.38	\$261.83	\$122.55
JCP&L Jersey Central Pwr & Lht	JCPL TRANS SUBS	WHIPPANY SUB	35300 - Station Equipment	Switchgear	\$391.69	\$182.01	\$209.68
JCP&L Jersey Central Pwr & Lht	JCPL TRANS SUBS	WHIPPANY SUB	35300 - Station Equipment	Grounding System, Station	\$398.95	\$173.05	\$225.90
JCP&L Jersey Central Pwr & Lht	JCPL TRANS SUBS	WHIPPANY SUB	35300 - Station Equipment	Minor Station Equipment	\$411.05	\$280.00	\$131.05
JCP&L Jersey Central Pwr & Lht	JCPL TRANS SUBS	WHIPPANY SUB	35300 - Station Equipment	Misc Tools & Equipment	\$412.88	\$187.56	\$225.32
JCP&L Jersey Central Pwr & Lht	JCPL TRANS SUBS	WHIPPANY SUB	35300 - Station Equipment	Wiring	\$423.19	\$219.36	\$203.83
JCP&L Jersey Central Pwr & Lht	JCPL TRANS SUBS	WHIPPANY SUB	35300 - Station Equipment	Wood Pole	\$447.15	\$288.46	\$158.69
JCP&L Jersey Central Pwr & Lht	JCPL TRANS SUBS	WHIPPANY SUB	35300 - Station Equipment	Misc Tools & Equipment	\$447.69	\$158.87	\$288.82
JCP&L Jersey Central Pwr & Lht	JCPL TRANS SUBS	WHIPPANY SUB	35300 - Station Equipment	Controls and Instrumentation	\$459.64	\$223.31	\$236.33
JCP&L Jersey Central Pwr & Lht	JCPL TRANS SUBS	WHIPPANY SUB	35300 - Station Equipment	Minor Station Equipment	\$481.56	\$276.72	\$204.84
JCP&L Jersey Central Pwr & Lht	JCPL TRANS SUBS	WHIPPANY SUB	35300 - Station Equipment	Circuit Breaker	\$499.41	\$62.44	\$436.97
JCP&L Jersey Central Pwr & Lht	JCPL TRANS SUBS	WHIPPANY SUB	35300 - Station Equipment	Misc Tools & Equipment	\$516.09	\$320.66	\$195.43
JCP&L Jersey Central Pwr & Lht	JCPL TRANS SUBS	WHIPPANY SUB	35300 - Station Equipment	Minor Station Equipment	\$516.30	\$267.62	\$248.68
JCP&L Jersey Central Pwr & Lht	JCPL TRANS SUBS	WHIPPANY SUB	35300 - Station Equipment	Wood Pole	\$520.18	\$281.18	\$239.00
JCP&L Jersey Central Pwr & Lht	JCPL TRANS SUBS	WHIPPANY SUB	35300 - Station Equipment	Grounding System, Station	\$524.62	\$325.95	\$198.67
JCP&L Jersey Central Pwr & Lht	JCPL TRANS SUBS	WHIPPANY SUB	35300 - Station Equipment	Minor Station Equipment	\$548.35	\$360.32	\$188.03
JCP&L Jersey Central Pwr & Lht	JCPL TRANS SUBS	WHIPPANY SUB	35300 - Station Equipment	Wood Pole	\$562.43	\$356.12	\$206.31
JCP&L Jersey Central Pwr & Lht	JCPL TRANS SUBS	WHIPPANY SUB	35300 - Station Equipment	Office Furniture	\$605.64	\$268.89	\$336.75
JCP&L Jersey Central Pwr & Lht	JCPL TRANS SUBS	WHIPPANY SUB	35300 - Station Equipment	Grounding System, Station	\$638.55	\$35.73	\$602.82
JCP&L Jersey Central Pwr & Lht	JCPL TRANS SUBS	WHIPPANY SUB	35300 - Station Equipment	Regulating Equipment	\$674.19	\$334.78	\$339.41
JCP&L Jersey Central Pwr & Lht	JCPL TRANS SUBS	WHIPPANY SUB	35300 - Station Equipment	Minor Station Equipment	\$703.38	\$242.83	\$460.55

Company	Major Location	Asset Location	Utility Account	Asset Retirement Unit	Book Cost	Allocated Reserve	Net Book Value
JCP&L Jersey Central Pwr & Lht	JCPL TRANS SUBS	WHIPPANY SUB	35300 - Station Equipment	Fire Protection System for Equipmnt	\$705.72	\$320.60	\$385.12
JCP&L Jersey Central Pwr & Lht	JCPL TRANS SUBS	WHIPPANY SUB	35300 - Station Equipment	Capacitor Bank	\$713.33	\$316.70	\$396.63
JCP&L Jersey Central Pwr & Lht	JCPL TRANS SUBS	WHIPPANY SUB	35300 - Station Equipment	Wood Pole	\$722.09	\$491.86	\$230.23
JCP&L Jersey Central Pwr & Lht	JCPL TRANS SUBS	WHIPPANY SUB	35300 - Station Equipment	Fuse Equipment	\$723.94	\$292.21	\$431.73
JCP&L Jersey Central Pwr & Lht	JCPL TRANS SUBS	WHIPPANY SUB	35300 - Station Equipment	Conduit/Duct System	\$754.74	\$350.73	\$404.01
JCP&L Jersey Central Pwr & Lht	JCPL TRANS SUBS	WHIPPANY SUB	35300 - Station Equipment	Controls and Instrumentation	\$765.00	\$493.50	\$271.50
JCP&L Jersey Central Pwr & Lht	JCPL TRANS SUBS	WHIPPANY SUB	35300 - Station Equipment	Controls and Instrumentation	\$768.43	\$468.38	\$300.05
JCP&L Jersey Central Pwr & Lht	JCPL TRANS SUBS	WHIPPANY SUB	35300 - Station Equipment	Wiring	\$784.25	\$372.68	\$411.57
JCP&L Jersey Central Pwr & Lht	JCPL TRANS SUBS	WHIPPANY SUB	35300 - Station Equipment	Controls and Instrumentation	\$805.23	\$191.58	\$613.65
JCP&L Jersey Central Pwr & Lht	JCPL TRANS SUBS	WHIPPANY SUB	35300 - Station Equipment	Foundation - Equipment	\$846.60	\$402.31	\$444.29
JCP&L Jersey Central Pwr & Lht	JCPL TRANS SUBS	WHIPPANY SUB	35300 - Station Equipment	Grounding System, Station	\$857.31	\$380.62	\$476.69
JCP&L Jersey Central Pwr & Lht	JCPL TRANS SUBS	WHIPPANY SUB	35300 - Station Equipment	Minor Station Equipment	\$867.44	\$508.48	\$358.96
JCP&L Jersey Central Pwr & Lht	JCPL TRANS SUBS	WHIPPANY SUB	35300 - Station Equipment	Controls and Instrumentation	\$878.76	\$455.50	\$423.26
JCP&L Jersey Central Pwr & Lht	JCPL TRANS SUBS	WHIPPANY SUB	35300 - Station Equipment	Switchgear	\$1,013.20	\$408.97	\$604.23
JCP&L Jersey Central Pwr & Lht	JCPL TRANS SUBS	WHIPPANY SUB	35300 - Station Equipment	Grounding System, Station	\$1,056.22	\$426.34	\$629.88
JCP&L Jersey Central Pwr & Lht	JCPL TRANS SUBS	WHIPPANY SUB	35300 - Station Equipment	Minor Station Equipment	\$1,102.80	\$685.19	\$417.61
JCP&L Jersey Central Pwr & Lht	JCPL TRANS SUBS	WHIPPANY SUB	35300 - Station Equipment	Bus-Insulators	\$1,157.84	\$114.31	\$1,043.53
JCP&L Jersey Central Pwr & Lht	JCPL TRANS SUBS	WHIPPANY SUB	35300 - Station Equipment	Switchgear	\$1,174.42	\$595.91	\$578.51
JCP&L Jersey Central Pwr & Lht	JCPL TRANS SUBS	WHIPPANY SUB	35300 - Station Equipment	Non-Unitized	\$1,198.98	\$29.81	\$1,169.17
JCP&L Jersey Central Pwr & Lht	JCPL TRANS SUBS	WHIPPANY SUB	35300 - Station Equipment	Capacitor Bank	\$1,275.26	\$747.53	\$527.73
JCP&L Jersey Central Pwr & Lht	JCPL TRANS SUBS	WHIPPANY SUB	35300 - Station Equipment	Office Furniture	\$1,293.50	\$803.68	\$489.82
JCP&L Jersey Central Pwr & Lht	JCPL TRANS SUBS	WHIPPANY SUB	35300 - Station Equipment	Battery System	\$1,302.49	\$412.19	\$890.30
JCP&L Jersey Central Pwr & Lht	JCPL TRANS SUBS	WHIPPANY SUB	35300 - Station Equipment	Fuse Equipment	\$1,323.61	\$791.28	\$532.33
JCP&L Jersey Central Pwr & Lht	JCPL TRANS SUBS	WHIPPANY SUB	35300 - Station Equipment	Wiring	\$1,340.13	\$770.08	\$570.05
JCP&L Jersey Central Pwr & Lht	JCPL TRANS SUBS	WHIPPANY SUB	35300 - Station Equipment	Wiring	\$1,380.92	\$397.06	\$983.86
JCP&L Jersey Central Pwr & Lht	JCPL TRANS SUBS	WHIPPANY SUB	35300 - Station Equipment	Misc Tools & Equipment	\$1,381.81	\$557.76	\$824.05
JCP&L Jersey Central Pwr & Lht	JCPL TRANS SUBS	WHIPPANY SUB	35300 - Station Equipment	Transformer, Instrument	\$1,501.86	\$762.06	\$739.80
JCP&L Jersey Central Pwr & Lht	JCPL TRANS SUBS	WHIPPANY SUB	35300 - Station Equipment	Transformer, Instrument	\$1,502.34	\$713.93	\$788.41
JCP&L Jersey Central Pwr & Lht	JCPL TRANS SUBS	WHIPPANY SUB	35300 - Station Equipment	Fire Protection System for Equipmnt	\$1,507.50	\$1,154.26	\$353.24
JCP&L Jersey Central Pwr & Lht	JCPL TRANS SUBS	WHIPPANY SUB	35300 - Station Equipment	Fuse Equipment	\$1,521.96	\$892.14	\$629.82
JCP&L Jersey Central Pwr & Lht	JCPL TRANS SUBS	WHIPPANY SUB	35300 - Station Equipment	Wiring	\$1,541.29	\$684.29	\$857.00
JCP&L Jersey Central Pwr & Lht	JCPL TRANS SUBS	WHIPPANY SUB	35300 - Station Equipment	Misc Tools & Equipment	\$1,653.75	\$570.94	\$1,082.81
JCP&L Jersey Central Pwr & Lht	JCPL TRANS SUBS	WHIPPANY SUB	35300 - Station Equipment	Grounding System, Station	\$1,666.33	\$938.43	\$727.90
JCP&L Jersey Central Pwr & Lht	JCPL TRANS SUBS	WHIPPANY SUB	35300 - Station Equipment	Office Furniture	\$1,753.63	\$760.64	\$992.99
JCP&L Jersey Central Pwr & Lht	JCPL TRANS SUBS	WHIPPANY SUB	35300 - Station Equipment	Foundation - Equipment	\$1,790.17	\$967.68	\$822.49
JCP&L Jersey Central Pwr & Lht	JCPL TRANS SUBS	WHIPPANY SUB	35300 - Station Equipment	Conduit/Duct System	\$1,845.47	\$819.34	\$1,026.13
JCP&L Jersey Central Pwr & Lht	JCPL TRANS SUBS	WHIPPANY SUB	35300 - Station Equipment	Minor Station Equipment	\$1,849.96	\$879.12	\$970.84
JCP&L Jersey Central Pwr & Lht	JCPL TRANS SUBS	WHIPPANY SUB	35300 - Station Equipment	Foundation - Equipment	\$1,945.51	\$966.07	\$979.44
JCP&L Jersey Central Pwr & Lht	JCPL TRANS SUBS	WHIPPANY SUB	35300 - Station Equipment	Transformer, Power	\$1,956.75	\$909.30	\$1,047.45
JCP&L Jersey Central Pwr & Lht	JCPL TRANS SUBS	WHIPPANY SUB	35300 - Station Equipment	Control Wiring	\$2,005.65	\$250.75	\$1,754.90
JCP&L Jersey Central Pwr & Lht	JCPL TRANS SUBS	WHIPPANY SUB	35300 - Station Equipment	Arrester, Lightning & Surge Protect	\$2,037.40	\$883.73	\$1,153.67
JCP&L Jersey Central Pwr & Lht	JCPL TRANS SUBS	WHIPPANY SUB	35300 - Station Equipment	Wiring	\$2,074.37	\$837.30	\$1,237.07
JCP&L Jersey Central Pwr & Lht	JCPL TRANS SUBS	WHIPPANY SUB	35300 - Station Equipment	Transformer, Instrument	\$2,242.14	\$1,393.09	\$849.05
JCP&L Jersey Central Pwr & Lht	JCPL TRANS SUBS	WHIPPANY SUB	35300 - Station Equipment	Switchgear	\$2,321.00	\$1,006.74	\$1,314.26
JCP&L Jersey Central Pwr & Lht	JCPL TRANS SUBS	WHIPPANY SUB	35300 - Station Equipment	Controls and Instrumentation	\$2,360.00	\$1,023.66	\$1,336.34
JCP&L Jersey Central Pwr & Lht	JCPL TRANS SUBS	WHIPPANY SUB	35300 - Station Equipment	Structure	\$2,365.97	\$634.04	\$1,731.93
JCP&L Jersey Central Pwr & Lht	JCPL TRANS SUBS	WHIPPANY SUB	35300 - Station Equipment	Fuse Equipment	\$2,379.47	\$1,286.23	\$1,093.24
JCP&L Jersey Central Pwr & Lht	JCPL TRANS SUBS	WHIPPANY SUB	35300 - Station Equipment	Controls and Instrumentation	\$2,392.22	\$965.60	\$1,426.62
JCP&L Jersey Central Pwr & Lht	JCPL TRANS SUBS	WHIPPANY SUB	35300 - Station Equipment	Controls and Instrumentation	\$2,411.77	\$1,120.75	\$1,291.02
JCP&L Jersey Central Pwr & Lht	JCPL TRANS SUBS	WHIPPANY SUB	35300 - Station Equipment	Carrier Equipment System	\$2,531.60	\$1,724.43	\$807.17
JCP&L Jersey Central Pwr & Lht	JCPL TRANS SUBS	WHIPPANY SUB	35300 - Station Equipment	Wiring	\$2,548.03	\$632.08	\$1,915.95
JCP&L Jersey Central Pwr & Lht	JCPL TRANS SUBS	WHIPPANY SUB	35300 - Station Equipment	Structure	\$2,617.90	\$1,415.12	\$1,202.78
JCP&L Jersey Central Pwr & Lht	JCPL TRANS SUBS	WHIPPANY SUB	35300 - Station Equipment	Conduit/Duct System	\$2,728.44	\$1,296.58	\$1,431.86
JCP&L Jersey Central Pwr & Lht	JCPL TRANS SUBS	WHIPPANY SUB	35300 - Station Equipment	Switchgear	\$2,758.29	\$1,491.01	\$1,267.28
JCP&L Jersey Central Pwr & Lht	JCPL TRANS SUBS	WHIPPANY SUB	35300 - Station Equipment	Wiring	\$2,873.11	\$1,553.07	\$1,320.04
JCP&L Jersey Central Pwr & Lht	JCPL TRANS SUBS	WHIPPANY SUB	35300 - Station Equipment	Conduit/Duct System	\$2,918.79	\$1,577.77	\$1,341.02
JCP&L Jersey Central Pwr & Lht	JCPL TRANS SUBS	WHIPPANY SUB	35300 - Station Equipment	Foundation - Equipment	\$2,920.56	\$1,008.29	\$1,912.27
JCP&L Jersey Central Pwr & Lht	JCPL TRANS SUBS	WHIPPANY SUB	35300 - Station Equipment	Controls and Instrumentation	\$2,944.19	\$1,307.13	\$1,637.06

Company	Major Location	Asset Location	Utility Account	Asset Retirement Unit	Book Cost	Allocated Reserve	Net Book Value
JCP&L Jersey Central Pwr & Lht	JCPL TRANS SUBS	WHIPPANY SUB	35300 - Station Equipment	Conduit/Duct System	\$2,994.72	\$1,487.07	\$1,507.65
JCP&L Jersey Central Pwr & Lht	JCPL TRANS SUBS	WHIPPANY SUB	35300 - Station Equipment	Wood Pole	\$3,071.83	\$1,800.64	\$1,271.19
JCP&L Jersey Central Pwr & Lht	JCPL TRANS SUBS	WHIPPANY SUB	35300 - Station Equipment	Foundation - Equipment	\$3,157.16	\$1,401.68	\$1,755.48
JCP&L Jersey Central Pwr & Lht	JCPL TRANS SUBS	WHIPPANY SUB	35300 - Station Equipment	Grounding System, Station	\$3,213.66	\$1,595.79	\$1,617.87
JCP&L Jersey Central Pwr & Lht	JCPL TRANS SUBS	WHIPPANY SUB	35300 - Station Equipment	Battery System	\$3,219.88	\$1,598.88	\$1,621.00
JCP&L Jersey Central Pwr & Lht	JCPL TRANS SUBS	WHIPPANY SUB	35300 - Station Equipment	Structure	\$3,286.74	\$1,459.21	\$1,827.53
JCP&L Jersey Central Pwr & Lht	JCPL TRANS SUBS	WHIPPANY SUB	35300 - Station Equipment	Fuse Equipment	\$3,323.20	\$1,475.40	\$1,847.80
JCP&L Jersey Central Pwr & Lht	JCPL TRANS SUBS	WHIPPANY SUB	35300 - Station Equipment	Switchgear	\$3,444.82	\$1,529.40	\$1,915.42
JCP&L Jersey Central Pwr & Lht	JCPL TRANS SUBS	WHIPPANY SUB	35300 - Station Equipment	Transformer, Power	\$3,482.14	\$1,804.95	\$1,677.19
JCP&L Jersey Central Pwr & Lht	JCPL TRANS SUBS	WHIPPANY SUB	35300 - Station Equipment	Foundation - Equipment	\$3,571.26	\$2,011.24	\$1,560.02
JCP&L Jersey Central Pwr & Lht	JCPL TRANS SUBS	WHIPPANY SUB	35300 - Station Equipment	Grounding System, Station	\$3,644.79	\$976.75	\$2,668.04
JCP&L Jersey Central Pwr & Lht	JCPL TRANS SUBS	WHIPPANY SUB	35300 - Station Equipment	Wiring	\$3,701.19	\$1,277.80	\$2,423.39
JCP&L Jersey Central Pwr & Lht	JCPL TRANS SUBS	WHIPPANY SUB	35300 - Station Equipment	Bus	\$3,771.68	\$471.54	\$3,300.14
JCP&L Jersey Central Pwr & Lht	JCPL TRANS SUBS	WHIPPANY SUB	35300 - Station Equipment	Structure	\$3,815.33	\$1,540.04	\$2,275.29
JCP&L Jersey Central Pwr & Lht	JCPL TRANS SUBS	WHIPPANY SUB	35300 - Station Equipment	Battery System	\$3,932.24	\$2,443.18	\$1,489.06
JCP&L Jersey Central Pwr & Lht	JCPL TRANS SUBS	WHIPPANY SUB	35300 - Station Equipment	Arrester, Lightning & Surge Protect	\$4,161.99	\$2,296.66	\$1,865.33
JCP&L Jersey Central Pwr & Lht	JCPL TRANS SUBS	WHIPPANY SUB	35300 - Station Equipment	Grounding System, Station	\$4,201.25	\$1,996.48	\$2,204.77
JCP&L Jersey Central Pwr & Lht	JCPL TRANS SUBS	WHIPPANY SUB	35300 - Station Equipment	Grounding System, Station	\$4,401.81	\$2,379.41	\$2,022.40
JCP&L Jersey Central Pwr & Lht	JCPL TRANS SUBS	WHIPPANY SUB	35300 - Station Equipment	Minor Station Equipment	\$4,519.45	\$2,244.20	\$2,275.25
JCP&L Jersey Central Pwr & Lht	JCPL TRANS SUBS	WHIPPANY SUB	35300 - Station Equipment	Controls and Instrumentation	\$4,594.07	\$2,331.07	\$2,263.00
JCP&L Jersey Central Pwr & Lht	JCPL TRANS SUBS	WHIPPANY SUB	35300 - Station Equipment	Grounding System, Station	\$4,619.40	\$1,594.80	\$3,024.60
JCP&L Jersey Central Pwr & Lht	JCPL TRANS SUBS	WHIPPANY SUB	35300 - Station Equipment	Reactor	\$4,854.55	\$1,959.51	\$2,895.04
JCP&L Jersey Central Pwr & Lht	JCPL TRANS SUBS	WHIPPANY SUB	35300 - Station Equipment	Structure	\$4,859.70	\$3,368.91	\$1,490.79
JCP&L Jersey Central Pwr & Lht	JCPL TRANS SUBS	WHIPPANY SUB	35300 - Station Equipment	Structure	\$4,967.57	\$2,797.60	\$2,169.97
JCP&L Jersey Central Pwr & Lht	JCPL TRANS SUBS	WHIPPANY SUB	35300 - Station Equipment	Switch	\$5,008.32	\$2,877.94	\$2,130.38
JCP&L Jersey Central Pwr & Lht	JCPL TRANS SUBS	WHIPPANY SUB	35300 - Station Equipment	Wood Pole	\$5,014.92	\$2,997.98	\$2,016.94
JCP&L Jersey Central Pwr & Lht	JCPL TRANS SUBS	WHIPPANY SUB	35300 - Station Equipment	Switchgear	\$5,053.50	\$2,846.00	\$2,207.50
JCP&L Jersey Central Pwr & Lht	JCPL TRANS SUBS	WHIPPANY SUB	35300 - Station Equipment	Minor Station Equipment	\$5,136.06	\$2,022.42	\$3,113.64
JCP&L Jersey Central Pwr & Lht	JCPL TRANS SUBS	WHIPPANY SUB	35300 - Station Equipment	Controls and Instrumentation	\$5,236.84	\$1,351.50	\$3,885.34
JCP&L Jersey Central Pwr & Lht	JCPL TRANS SUBS	WHIPPANY SUB	35300 - Station Equipment	Arrester, Lightning & Surge Protect	\$5,344.02	\$3,132.55	\$2,211.47
JCP&L Jersey Central Pwr & Lht	JCPL TRANS SUBS	WHIPPANY SUB	35300 - Station Equipment	Controls and Instrumentation	\$5,405.42	\$1,554.25	\$3,851.17
JCP&L Jersey Central Pwr & Lht	JCPL TRANS SUBS	WHIPPANY SUB	35300 - Station Equipment	Minor Station Equipment	\$5,440.85	\$2,196.17	\$3,244.68
JCP&L Jersey Central Pwr & Lht	JCPL TRANS SUBS	WHIPPANY SUB	35300 - Station Equipment	Transformer, Instrument	\$5,446.87	\$2,418.24	\$3,028.63
JCP&L Jersey Central Pwr & Lht	JCPL TRANS SUBS	WHIPPANY SUB	35300 - Station Equipment	Minor Station Equipment	\$5,794.64	\$3,464.11	\$2,330.53
JCP&L Jersey Central Pwr & Lht	JCPL TRANS SUBS	WHIPPANY SUB	35300 - Station Equipment	Foundation - Equipment	\$5,820.97	\$3,412.13	\$2,408.84
JCP&L Jersey Central Pwr & Lht	JCPL TRANS SUBS	WHIPPANY SUB	35300 - Station Equipment	Transformer, Other	\$5,902.64	\$737.95	\$5,164.69
JCP&L Jersey Central Pwr & Lht	JCPL TRANS SUBS	WHIPPANY SUB	35300 - Station Equipment	Switchgear	\$6,222.97	\$4,764.80	\$1,458.17
JCP&L Jersey Central Pwr & Lht	JCPL TRANS SUBS	WHIPPANY SUB	35300 - Station Equipment	Carrier Equipment System	\$6,258.56	\$2,526.23	\$3,732.33
JCP&L Jersey Central Pwr & Lht	JCPL TRANS SUBS	WHIPPANY SUB	35300 - Station Equipment	Arrester, Lightning & Surge Protect	\$6,389.45	\$2,205.89	\$4,183.56
JCP&L Jersey Central Pwr & Lht	JCPL TRANS SUBS	WHIPPANY SUB	35300 - Station Equipment	Wiring	\$6,467.36	\$1,796.61	\$4,670.75
JCP&L Jersey Central Pwr & Lht	JCPL TRANS SUBS	WHIPPANY SUB	35300 - Station Equipment	Arrester, Lightning & Surge Protect	\$6,538.81	\$1,816.45	\$4,722.36
JCP&L Jersey Central Pwr & Lht	JCPL TRANS SUBS	WHIPPANY SUB	35300 - Station Equipment	Grounding System, Station	\$6,583.04	\$3,935.42	\$2,647.62
JCP&L Jersey Central Pwr & Lht	JCPL TRANS SUBS	WHIPPANY SUB	35300 - Station Equipment	Grounding System, Station	\$6,593.85	\$3,865.18	\$2,728.67
JCP&L Jersey Central Pwr & Lht	JCPL TRANS SUBS	WHIPPANY SUB	35300 - Station Equipment	Controls and Instrumentation	\$6,626.99	\$4,196.13	\$2,430.86
JCP&L Jersey Central Pwr & Lht	JCPL TRANS SUBS	WHIPPANY SUB	35300 - Station Equipment	Grounding System, Station	\$7,030.50	\$4,788.90	\$2,241.60
JCP&L Jersey Central Pwr & Lht	JCPL TRANS SUBS	WHIPPANY SUB	35300 - Station Equipment	Coupling Capacitor	\$7,087.32	\$886.06	\$6,201.26
JCP&L Jersey Central Pwr & Lht	JCPL TRANS SUBS	WHIPPANY SUB	35300 - Station Equipment	Grounding System, Station	\$7,144.08	\$1,984.59	\$5,159.49
JCP&L Jersey Central Pwr & Lht	JCPL TRANS SUBS	WHIPPANY SUB	35300 - Station Equipment	Arrester, Lightning & Surge Protect	\$7,144.53	\$705.33	\$6,439.20
JCP&L Jersey Central Pwr & Lht	JCPL TRANS SUBS	WHIPPANY SUB	35300 - Station Equipment	Carrier Equipment System	\$7,187.95	\$1,561.11	\$5,626.84
JCP&L Jersey Central Pwr & Lht	JCPL TRANS SUBS	WHIPPANY SUB	35300 - Station Equipment	Carrier Equipment System	\$7,252.22	\$4,592.02	\$2,660.20
JCP&L Jersey Central Pwr & Lht	JCPL TRANS SUBS	WHIPPANY SUB	35300 - Station Equipment	Grounding System, Station	\$7,506.61	\$4,753.09	\$2,753.52
JCP&L Jersey Central Pwr & Lht	JCPL TRANS SUBS	WHIPPANY SUB	35300 - Station Equipment	Switchgear	\$7,559.68	\$4,786.71	\$2,772.97
JCP&L Jersey Central Pwr & Lht	JCPL TRANS SUBS	WHIPPANY SUB	35300 - Station Equipment	Structural Steel Support	\$7,718.85	\$762.04	\$6,956.81
JCP&L Jersey Central Pwr & Lht	JCPL TRANS SUBS	WHIPPANY SUB	35300 - Station Equipment	Conduit/Duct System	\$7,751.38	\$2,676.08	\$5,075.30
JCP&L Jersey Central Pwr & Lht	JCPL TRANS SUBS	WHIPPANY SUB	35300 - Station Equipment	Switchgear	\$8,235.28	\$2,206.92	\$6,028.36
JCP&L Jersey Central Pwr & Lht	JCPL TRANS SUBS	WHIPPANY SUB	35300 - Station Equipment	Foundation - Equipment	\$8,333.42	\$466.24	\$7,867.18
JCP&L Jersey Central Pwr & Lht	JCPL TRANS SUBS	WHIPPANY SUB	35300 - Station Equipment	Controls and Instrumentation	\$8,411.23	\$2,903.89	\$5,507.34
JCP&L Jersey Central Pwr & Lht	JCPL TRANS SUBS	WHIPPANY SUB	35300 - Station Equipment	Wiring	\$8,610.21	\$2,307.40	\$6,302.81

Company	Major Location	Asset Location	Utility Account	Asset Retirement Unit	Book Cost	Allocated Reserve	Net Book Value
JCP&L Jersey Central Pwr & Lht	JCPL TRANS SUBS	WHIPPANY SUB	35300 - Station Equipment	Transformer, Power	\$8,616.42	\$4,657.64	\$3,958.78
JCP&L Jersey Central Pwr & Lht	JCPL TRANS SUBS	WHIPPANY SUB	35300 - Station Equipment	Switch	\$8,750.66	\$3,885.03	\$4,865.63
JCP&L Jersey Central Pwr & Lht	JCPL TRANS SUBS	WHIPPANY SUB	35300 - Station Equipment	Conduit/Duct System	\$8,833.37	\$4,974.72	\$3,858.65
JCP&L Jersey Central Pwr & Lht	JCPL TRANS SUBS	WHIPPANY SUB	35300 - Station Equipment	Transformer, Instrument	\$8,893.50	\$5,316.64	\$3,576.86
JCP&L Jersey Central Pwr & Lht	JCPL TRANS SUBS	WHIPPANY SUB	35300 - Station Equipment	Switchgear	\$9,089.96	\$5,328.34	\$3,761.62
JCP&L Jersey Central Pwr & Lht	JCPL TRANS SUBS	WHIPPANY SUB	35300 - Station Equipment	Foundation - Equipment	\$9,211.08	\$5,832.35	\$3,378.73
JCP&L Jersey Central Pwr & Lht	JCPL TRANS SUBS	WHIPPANY SUB	35300 - Station Equipment	Carrier Equipment System	\$9,247.51	\$5,420.70	\$3,826.81
JCP&L Jersey Central Pwr & Lht	JCPL TRANS SUBS	WHIPPANY SUB	35300 - Station Equipment	Conduit/Duct System	\$9,602.67	\$537.26	\$9,065.41
JCP&L Jersey Central Pwr & Lht	JCPL TRANS SUBS	WHIPPANY SUB	35300 - Station Equipment	Switchgear	\$9,831.46	\$3,774.86	\$6,056.60
JCP&L Jersey Central Pwr & Lht	JCPL TRANS SUBS	WHIPPANY SUB	35300 - Station Equipment	Minor Station Equipment	\$9,943.04	\$5,263.87	\$4,679.17
JCP&L Jersey Central Pwr & Lht	JCPL TRANS SUBS	WHIPPANY SUB	35300 - Station Equipment	Grounding System, Station	\$10,133.13	\$2,513.69	\$7,619.44
JCP&L Jersey Central Pwr & Lht	JCPL TRANS SUBS	WHIPPANY SUB	35300 - Station Equipment	Wiring	\$10,386.26	\$7,074.72	\$3,311.54
JCP&L Jersey Central Pwr & Lht	JCPL TRANS SUBS	WHIPPANY SUB	35300 - Station Equipment	Switchgear	\$10,483.04	\$5,205.50	\$5,277.54
JCP&L Jersey Central Pwr & Lht	JCPL TRANS SUBS	WHIPPANY SUB	35300 - Station Equipment	Controls and Instrumentation	\$10,522.21	\$2,923.02	\$7,599.19
JCP&L Jersey Central Pwr & Lht	JCPL TRANS SUBS	WHIPPANY SUB	35300 - Station Equipment	Foundation	\$10,927.62	\$1,078.82	\$9,848.80
JCP&L Jersey Central Pwr & Lht	JCPL TRANS SUBS	WHIPPANY SUB	35300 - Station Equipment	Wiring	\$10,954.32	\$6,169.18	\$4,785.14
JCP&L Jersey Central Pwr & Lht	JCPL TRANS SUBS	WHIPPANY SUB	35300 - Station Equipment	Carrier Equipment System	\$11,782.76	\$4,639.69	\$7,143.07
JCP&L Jersey Central Pwr & Lht	JCPL TRANS SUBS	WHIPPANY SUB	35300 - Station Equipment	Bus	\$11,888.96	\$665.17	\$11,223.79
JCP&L Jersey Central Pwr & Lht	JCPL TRANS SUBS	WHIPPANY SUB	35300 - Station Equipment	Switchgear	\$12,067.04	\$3,114.22	\$8,952.82
JCP&L Jersey Central Pwr & Lht	JCPL TRANS SUBS	WHIPPANY SUB	35300 - Station Equipment	Battery System	\$12,112.86	\$5,254.01	\$6,858.85
JCP&L Jersey Central Pwr & Lht	JCPL TRANS SUBS	WHIPPANY SUB	35300 - Station Equipment	Controls and Instrumentation	\$12,460.82	\$5,660.73	\$6,800.09
JCP&L Jersey Central Pwr & Lht	JCPL TRANS SUBS	WHIPPANY SUB	35300 - Station Equipment	Conduit/Duct System	\$12,682.33	\$8,030.31	\$4,652.02
JCP&L Jersey Central Pwr & Lht	JCPL TRANS SUBS	WHIPPANY SUB	35300 - Station Equipment	Minor Station Equipment	\$13,156.30	\$7,409.28	\$5,747.02
JCP&L Jersey Central Pwr & Lht	JCPL TRANS SUBS	WHIPPANY SUB	35300 - Station Equipment	Transformer, Instrument	\$13,200.00	\$7,283.98	\$5,916.02
JCP&L Jersey Central Pwr & Lht	JCPL TRANS SUBS	WHIPPANY SUB	35300 - Station Equipment	Controls and Instrumentation	\$13,680.22	\$9,318.43	\$4,361.79
JCP&L Jersey Central Pwr & Lht	JCPL TRANS SUBS	WHIPPANY SUB	35300 - Station Equipment	Foundation - Equipment	\$14,243.91	\$7,540.76	\$6,703.15
JCP&L Jersey Central Pwr & Lht	JCPL TRANS SUBS	WHIPPANY SUB	35300 - Station Equipment	Switch	\$14,440.43	\$7,805.84	\$6,634.59
JCP&L Jersey Central Pwr & Lht	JCPL TRANS SUBS	WHIPPANY SUB	35300 - Station Equipment	Arrester, Lightning & Surge Protect	\$14,822.93	\$9,385.71	\$5,437.22
JCP&L Jersey Central Pwr & Lht	JCPL TRANS SUBS	WHIPPANY SUB	35300 - Station Equipment	Controls and Instrumentation	\$14,888.44	\$8,384.77	\$6,503.67
JCP&L Jersey Central Pwr & Lht	JCPL TRANS SUBS	WHIPPANY SUB	35300 - Station Equipment	Structure	\$15,072.33	\$4,187.02	\$10,885.31
JCP&L Jersey Central Pwr & Lht	JCPL TRANS SUBS	WHIPPANY SUB	35300 - Station Equipment	Controls and Instrumentation	\$15,774.05	\$7,496.02	\$8,278.03
JCP&L Jersey Central Pwr & Lht	JCPL TRANS SUBS	WHIPPANY SUB	35300 - Station Equipment	Structure	\$17,421.09	\$8,650.69	\$8,770.40
JCP&L Jersey Central Pwr & Lht	JCPL TRANS SUBS	WHIPPANY SUB	35300 - Station Equipment	Controls and Instrumentation	\$17,582.60	\$9,504.34	\$8,078.26
JCP&L Jersey Central Pwr & Lht	JCPL TRANS SUBS	WHIPPANY SUB	35300 - Station Equipment	Conduit/Duct System	\$17,657.92	\$10,350.69	\$7,307.23
JCP&L Jersey Central Pwr & Lht	JCPL TRANS SUBS	WHIPPANY SUB	35300 - Station Equipment	Conduit/Duct System	\$17,894.51	\$12,189.04	\$5,705.47
JCP&L Jersey Central Pwr & Lht	JCPL TRANS SUBS	WHIPPANY SUB	35300 - Station Equipment	Switchgear	\$18,532.41	\$11,078.90	\$7,453.51
JCP&L Jersey Central Pwr & Lht	JCPL TRANS SUBS	WHIPPANY SUB	35300 - Station Equipment	Circuit Breaker	\$18,742.12	\$4,070.48	\$14,671.64
JCP&L Jersey Central Pwr & Lht	JCPL TRANS SUBS	WHIPPANY SUB	35300 - Station Equipment	Switch	\$19,346.49	\$13,178.08	\$6,168.41
JCP&L Jersey Central Pwr & Lht	JCPL TRANS SUBS	WHIPPANY SUB	35300 - Station Equipment	Controls and Instrumentation	\$19,514.13	\$5,229.47	\$14,284.66
JCP&L Jersey Central Pwr & Lht	JCPL TRANS SUBS	WHIPPANY SUB	35300 - Station Equipment	Structural Steel Support	\$20,808.47	\$2,332.05	\$18,476.42
JCP&L Jersey Central Pwr & Lht	JCPL TRANS SUBS	WHIPPANY SUB	35300 - Station Equipment	Bus	\$21,271.81	\$2,383.97	\$18,887.84
JCP&L Jersey Central Pwr & Lht	JCPL TRANS SUBS	WHIPPANY SUB	35300 - Station Equipment	Cable, Wiring	\$21,279.72	\$2,927.87	\$18,351.85
JCP&L Jersey Central Pwr & Lht	JCPL TRANS SUBS	WHIPPANY SUB	35300 - Station Equipment	Control Wiring	\$21,422.21	\$2,400.83	\$19,021.38
JCP&L Jersey Central Pwr & Lht	JCPL TRANS SUBS	WHIPPANY SUB	35300 - Station Equipment	Wiring	\$21,569.78	\$9,355.98	\$12,213.80
JCP&L Jersey Central Pwr & Lht	JCPL TRANS SUBS	WHIPPANY SUB	35300 - Station Equipment	Carrier Equipment System	\$21,682.72	\$12,211.13	\$9,471.59
JCP&L Jersey Central Pwr & Lht	JCPL TRANS SUBS	WHIPPANY SUB	35300 - Station Equipment	Switch	\$22,349.49	\$14,151.43	\$8,198.06
JCP&L Jersey Central Pwr & Lht	JCPL TRANS SUBS	WHIPPANY SUB	35300 - Station Equipment	Grounding System, Station	\$22,659.17	\$11,995.82	\$10,663.35
JCP&L Jersey Central Pwr & Lht	JCPL TRANS SUBS	WHIPPANY SUB	35300 - Station Equipment	Carrier Equipment System	\$22,892.13	\$11,367.41	\$11,524.72
JCP&L Jersey Central Pwr & Lht	JCPL TRANS SUBS	WHIPPANY SUB	35300 - Station Equipment	Controls and Instrumentation	\$23,069.81	\$13,256.62	\$9,813.19
JCP&L Jersey Central Pwr & Lht	JCPL TRANS SUBS	WHIPPANY SUB	35300 - Station Equipment	Line Wave Trap	\$23,600.76	\$3,247.22	\$20,353.54
JCP&L Jersey Central Pwr & Lht	JCPL TRANS SUBS	WHIPPANY SUB	35300 - Station Equipment	Switch	\$24,128.10	\$9,739.15	\$14,388.95
JCP&L Jersey Central Pwr & Lht	JCPL TRANS SUBS	WHIPPANY SUB	35300 - Station Equipment	Carrier Equipment System	\$24,494.72	\$6,076.30	\$18,418.42
JCP&L Jersey Central Pwr & Lht	JCPL TRANS SUBS	WHIPPANY SUB	35300 - Station Equipment	Wiring	\$25,025.95	\$15,846.14	\$9,179.81
JCP&L Jersey Central Pwr & Lht	JCPL TRANS SUBS	WHIPPANY SUB	35300 - Station Equipment	Transformer, Instrument	\$25,303.95	\$17,236.06	\$8,067.89
JCP&L Jersey Central Pwr & Lht	JCPL TRANS SUBS	WHIPPANY SUB	35300 - Station Equipment	Switch	\$25,360.80	\$8,755.55	\$16,605.25
JCP&L Jersey Central Pwr & Lht	JCPL TRANS SUBS	WHIPPANY SUB	35300 - Station Equipment	Conduit/Duct System	\$25,362.30	\$13,426.86	\$11,935.44
JCP&L Jersey Central Pwr & Lht	JCPL TRANS SUBS	WHIPPANY SUB	35300 - Station Equipment	Switch	\$25,680.60	\$5,025.75	\$20,654.85
JCP&L Jersey Central Pwr & Lht	JCPL TRANS SUBS	WHIPPANY SUB	35300 - Station Equipment	Switch	\$26,130.95	\$16,235.69	\$9,895.26

Company	Major Location	Asset Location	Utility Account	Asset Retirement Unit	Book Cost	Allocated Reserve	Net Book Value
JCP&L Jersey Central Pwr & Lht	JCPL TRANS SUBS	WHIPPANY SUB	35300 - Station Equipment	Battery System	\$26,133.64	\$12,144.24	\$13,989.40
JCP&L Jersey Central Pwr & Lht	JCPL TRANS SUBS	WHIPPANY SUB	35300 - Station Equipment	Circuit Breaker	\$26,621.64	\$9,190.84	\$17,430.80
JCP&L Jersey Central Pwr & Lht	JCPL TRANS SUBS	WHIPPANY SUB	35300 - Station Equipment	Controls and Instrumentation	\$26,754.84	\$14,763.77	\$11,991.07
JCP&L Jersey Central Pwr & Lht	JCPL TRANS SUBS	WHIPPANY SUB	35300 - Station Equipment	Structure	\$26,968.30	\$18,369.75	\$8,598.55
JCP&L Jersey Central Pwr & Lht	JCPL TRANS SUBS	WHIPPANY SUB	35300 - Station Equipment	Transformer, Instrument	\$27,111.81	\$15,892.37	\$11,219.44
JCP&L Jersey Central Pwr & Lht	JCPL TRANS SUBS	WHIPPANY SUB	35300 - Station Equipment	Circuit Breaker	\$28,169.90	\$12,506.59	\$15,663.31
JCP&L Jersey Central Pwr & Lht	JCPL TRANS SUBS	WHIPPANY SUB	35300 - Station Equipment	Carrier Transmitter/Receiver Assem	\$28,996.96	\$3,989.68	\$25,007.28
JCP&L Jersey Central Pwr & Lht	JCPL TRANS SUBS	WHIPPANY SUB	35300 - Station Equipment	Foundation - Equipment	\$29,175.65	\$8,104.85	\$21,070.80
JCP&L Jersey Central Pwr & Lht	JCPL TRANS SUBS	WHIPPANY SUB	35300 - Station Equipment	Circuit Breaker	\$30,316.94	\$20,650.71	\$9,666.23
JCP&L Jersey Central Pwr & Lht	JCPL TRANS SUBS	WHIPPANY SUB	35300 - Station Equipment	Controls and Instrumentation	\$30,519.49	\$11,718.19	\$18,801.30
JCP&L Jersey Central Pwr & Lht	JCPL TRANS SUBS	WHIPPANY SUB	35300 - Station Equipment	Conduit/Duct System	\$32,176.63	\$19,235.60	\$12,941.03
JCP&L Jersey Central Pwr & Lht	JCPL TRANS SUBS	WHIPPANY SUB	35300 - Station Equipment	Grounding System, Station	\$32,283.40	\$3,187.15	\$29,096.25
JCP&L Jersey Central Pwr & Lht	JCPL TRANS SUBS	WHIPPANY SUB	35300 - Station Equipment	Arrester, Lightning & Surge Protect	\$32,320.72	\$14,349.43	\$17,971.29
JCP&L Jersey Central Pwr & Lht	JCPL TRANS SUBS	WHIPPANY SUB	35300 - Station Equipment	Controls and Instrumentation	\$32,565.88	\$19,089.42	\$13,476.46
JCP&L Jersey Central Pwr & Lht	JCPL TRANS SUBS	WHIPPANY SUB	35300 - Station Equipment	Structure	\$33,251.28	\$19,491.19	\$13,760.09
JCP&L Jersey Central Pwr & Lht	JCPL TRANS SUBS	WHIPPANY SUB	35300 - Station Equipment	Structure	\$34,199.97	\$21,655.03	\$12,544.94
JCP&L Jersey Central Pwr & Lht	JCPL TRANS SUBS	WHIPPANY SUB	35300 - Station Equipment	Controls and Instrumentation	\$34,321.97	\$21,324.95	\$12,997.02
JCP&L Jersey Central Pwr & Lht	JCPL TRANS SUBS	WHIPPANY SUB	35300 - Station Equipment	Controls and Instrumentation	\$35,244.09	\$12,846.96	\$22,397.13
JCP&L Jersey Central Pwr & Lht	JCPL TRANS SUBS	WHIPPANY SUB	35300 - Station Equipment	Carrier Equipment System	\$35,605.67	\$18,456.05	\$17,149.62
JCP&L Jersey Central Pwr & Lht	JCPL TRANS SUBS	WHIPPANY SUB	35300 - Station Equipment	Controls and Instrumentation	\$37,098.97	\$19,640.28	\$17,458.69
JCP&L Jersey Central Pwr & Lht	JCPL TRANS SUBS	WHIPPANY SUB	35300 - Station Equipment	Switch	\$37,863.04	\$4,243.39	\$33,619.65
JCP&L Jersey Central Pwr & Lht	JCPL TRANS SUBS	WHIPPANY SUB	35300 - Station Equipment	Transformer, Instrument	\$38,817.20	\$20,549.92	\$18,267.28
JCP&L Jersey Central Pwr & Lht	JCPL TRANS SUBS	WHIPPANY SUB	35300 - Station Equipment	Switchgear	\$38,942.25	\$26,525.94	\$12,416.31
JCP&L Jersey Central Pwr & Lht	JCPL TRANS SUBS	WHIPPANY SUB	35300 - Station Equipment	Structure	\$41,110.46	\$10,609.64	\$30,500.82
JCP&L Jersey Central Pwr & Lht	JCPL TRANS SUBS	WHIPPANY SUB	35300 - Station Equipment	Circuit Breaker	\$42,214.38	\$10,043.71	\$32,170.67
JCP&L Jersey Central Pwr & Lht	JCPL TRANS SUBS	WHIPPANY SUB	35300 - Station Equipment	Circuit Breaker	\$42,599.28	\$3,011.42	\$39,587.86
JCP&L Jersey Central Pwr & Lht	JCPL TRANS SUBS	WHIPPANY SUB	35300 - Station Equipment	Controls and Instrumentation	\$43,027.56	\$25,722.42	\$17,305.14
JCP&L Jersey Central Pwr & Lht	JCPL TRANS SUBS	WHIPPANY SUB	35300 - Station Equipment	Switch	\$44,106.12	\$24,839.40	\$19,266.72
JCP&L Jersey Central Pwr & Lht	JCPL TRANS SUBS	WHIPPANY SUB	35300 - Station Equipment	Cabinets/Panels/Consoles	\$44,574.46	\$4,995.55	\$39,578.91
JCP&L Jersey Central Pwr & Lht	JCPL TRANS SUBS	WHIPPANY SUB	35300 - Station Equipment	Arrester, Lightning & Surge Protect	\$44,695.95	\$22,194.41	\$22,501.54
JCP&L Jersey Central Pwr & Lht	JCPL TRANS SUBS	WHIPPANY SUB	35300 - Station Equipment	Capacitor Bank	\$47,689.49	\$19,249.54	\$28,439.95
JCP&L Jersey Central Pwr & Lht	JCPL TRANS SUBS	WHIPPANY SUB	35300 - Station Equipment	Structure	\$47,998.32	\$28,693.99	\$19,304.33
JCP&L Jersey Central Pwr & Lht	JCPL TRANS SUBS	WHIPPANY SUB	35300 - Station Equipment	Carrier Equipment System	\$48,615.09	\$14,449.12	\$34,165.97
JCP&L Jersey Central Pwr & Lht	JCPL TRANS SUBS	WHIPPANY SUB	35300 - Station Equipment	Carrier Equipment System	\$49,926.38	\$26,431.15	\$23,495.23
JCP&L Jersey Central Pwr & Lht	JCPL TRANS SUBS	WHIPPANY SUB	35300 - Station Equipment	Switch	\$51,383.20	\$27,202.40	\$24,180.80
JCP&L Jersey Central Pwr & Lht	JCPL TRANS SUBS	WHIPPANY SUB	35300 - Station Equipment	Switchgear	\$54,819.44	\$18,925.84	\$35,893.60
JCP&L Jersey Central Pwr & Lht	JCPL TRANS SUBS	WHIPPANY SUB	35300 - Station Equipment	Wiring	\$55,914.95	\$32,776.15	\$23,138.80
JCP&L Jersey Central Pwr & Lht	JCPL TRANS SUBS	WHIPPANY SUB	35300 - Station Equipment	Transformer, Other	\$56,666.39	\$7,796.71	\$48,869.68
JCP&L Jersey Central Pwr & Lht	JCPL TRANS SUBS	WHIPPANY SUB	35300 - Station Equipment	Wiring	\$56,711.45	\$30,023.18	\$26,688.27
JCP&L Jersey Central Pwr & Lht	JCPL TRANS SUBS	WHIPPANY SUB	35300 - Station Equipment	Wiring	\$57,188.95	\$28,397.99	\$28,790.96
JCP&L Jersey Central Pwr & Lht	JCPL TRANS SUBS	WHIPPANY SUB	35300 - Station Equipment	Switch	\$57,443.11	\$28,524.19	\$28,918.92
JCP&L Jersey Central Pwr & Lht	JCPL TRANS SUBS	WHIPPANY SUB	35300 - Station Equipment	Bushings	\$57,601.26	\$2,343.46	\$55,257.80
JCP&L Jersey Central Pwr & Lht	JCPL TRANS SUBS	WHIPPANY SUB	35300 - Station Equipment	Bushings	\$59,227.91	\$3,313.75	\$55,914.16
JCP&L Jersey Central Pwr & Lht	JCPL TRANS SUBS	WHIPPANY SUB	35300 - Station Equipment	Switchgear	\$59,415.17	\$36,915.87	\$22,499.30
JCP&L Jersey Central Pwr & Lht	JCPL TRANS SUBS	WHIPPANY SUB	35300 - Station Equipment	Switch	\$60,771.81	\$5,999.64	\$54,772.17
JCP&L Jersey Central Pwr & Lht	JCPL TRANS SUBS	WHIPPANY SUB	35300 - Station Equipment	Capacitor Bank	\$62,083.39	\$6,129.13	\$55,954.26
JCP&L Jersey Central Pwr & Lht	JCPL TRANS SUBS	WHIPPANY SUB	35300 - Station Equipment	Switch	\$62,821.51	\$9,411.40	\$53,410.11
JCP&L Jersey Central Pwr & Lht	JCPL TRANS SUBS	WHIPPANY SUB	35300 - Station Equipment	Conduit	\$68,378.62	\$6,750.62	\$61,628.00
JCP&L Jersey Central Pwr & Lht	JCPL TRANS SUBS	WHIPPANY SUB	35300 - Station Equipment	Structure	\$70,606.74	\$37,379.38	\$33,227.36
JCP&L Jersey Central Pwr & Lht	JCPL TRANS SUBS	WHIPPANY SUB	35300 - Station Equipment	Reactor	\$70,997.17	\$3,972.22	\$67,024.95
JCP&L Jersey Central Pwr & Lht	JCPL TRANS SUBS	WHIPPANY SUB	35300 - Station Equipment	Reactor	\$71,173.19	\$2,895.63	\$68,277.56
JCP&L Jersey Central Pwr & Lht	JCPL TRANS SUBS	WHIPPANY SUB	35300 - Station Equipment	Switchgear	\$72,317.25	\$38,284.94	\$34,032.31
JCP&L Jersey Central Pwr & Lht	JCPL TRANS SUBS	WHIPPANY SUB	35300 - Station Equipment	Wiring	\$73,120.02	\$43,712.06	\$29,407.96
JCP&L Jersey Central Pwr & Lht	JCPL TRANS SUBS	WHIPPANY SUB	35300 - Station Equipment	RTU - SCADA	\$79,674.04	\$4,457.68	\$75,216.36
JCP&L Jersey Central Pwr & Lht	JCPL TRANS SUBS	WHIPPANY SUB	35300 - Station Equipment	Switchgear	\$84,301.98	\$23,418.69	\$60,883.29
JCP&L Jersey Central Pwr & Lht	JCPL TRANS SUBS	WHIPPANY SUB	35300 - Station Equipment	Microwave System	\$84,824.25	\$25,211.01	\$59,613.24
JCP&L Jersey Central Pwr & Lht	JCPL TRANS SUBS	WHIPPANY SUB	35300 - Station Equipment	Carrier Equipment System	\$90,986.11	\$5,090.59	\$85,895.52
JCP&L Jersey Central Pwr & Lht	JCPL TRANS SUBS	WHIPPANY SUB	35300 - Station Equipment	Switch	\$90,993.40	\$53,338.38	\$37,655.02

Company	Major Location	Asset Location	Utility Account	Asset Retirement Unit	Book Cost	Allocated Reserve	Net Book Value
JCP&L Jersey Central Pwr & Lht	JCPL TRANS SUBS	WHIPPANY SUB	35300 - Station Equipment	Controls and Instrumentation	\$92,371.37	\$9,119.28	\$83,252.09
JCP&L Jersey Central Pwr & Lht	JCPL TRANS SUBS	WHIPPANY SUB	35300 - Station Equipment	Circuit Breaker	\$98,443.40	\$57,705.42	\$40,737.98
JCP&L Jersey Central Pwr & Lht	JCPL TRANS SUBS	WHIPPANY SUB	35300 - Station Equipment	Carrier Equipment System	\$103,317.06	\$33,686.60	\$69,630.46
JCP&L Jersey Central Pwr & Lht	JCPL TRANS SUBS	WHIPPANY SUB	35300 - Station Equipment	Structure	\$104,994.14	\$5,874.32	\$99,119.82
JCP&L Jersey Central Pwr & Lht	JCPL TRANS SUBS	WHIPPANY SUB	35300 - Station Equipment	Circuit Breaker	\$105,644.64	\$11,839.81	\$93,804.83
JCP&L Jersey Central Pwr & Lht	JCPL TRANS SUBS	WHIPPANY SUB	35300 - Station Equipment	Carrier Equipment System	\$108,449.07	\$30,126.64	\$78,322.43
JCP&L Jersey Central Pwr & Lht	JCPL TRANS SUBS	WHIPPANY SUB	35300 - Station Equipment	Capacitor Bank	\$114,123.86	\$27,152.54	\$86,971.32
JCP&L Jersey Central Pwr & Lht	JCPL TRANS SUBS	WHIPPANY SUB	35300 - Station Equipment	Switch	\$125,459.07	\$75,001.01	\$50,458.06
JCP&L Jersey Central Pwr & Lht	JCPL TRANS SUBS	WHIPPANY SUB	35300 - Station Equipment	Switch	\$131,390.51	\$36,499.66	\$94,890.85
JCP&L Jersey Central Pwr & Lht	JCPL TRANS SUBS	WHIPPANY SUB	35300 - Station Equipment	Switch	\$139,664.80	\$17,461.07	\$122,203.73
JCP&L Jersey Central Pwr & Lht	JCPL TRANS SUBS	WHIPPANY SUB	35300 - Station Equipment	Circuit Breaker	\$141,786.16	\$75,061.95	\$66,724.21
JCP&L Jersey Central Pwr & Lht	JCPL TRANS SUBS	WHIPPANY SUB	35300 - Station Equipment	Circuit Breaker	\$161,678.48	\$80,283.74	\$81,394.74
JCP&L Jersey Central Pwr & Lht	JCPL TRANS SUBS	WHIPPANY SUB	35300 - Station Equipment	Controls and Instrumentation	\$186,487.34	\$92,602.93	\$93,884.41
JCP&L Jersey Central Pwr & Lht	JCPL TRANS SUBS	WHIPPANY SUB	35300 - Station Equipment	Circuit Breaker	\$239,415.84	\$59,390.85	\$180,024.99
JCP&L Jersey Central Pwr & Lht	JCPL TRANS SUBS	WHIPPANY SUB	35300 - Station Equipment	Circuit Breaker	\$260,789.20	\$25,746.16	\$235,043.04
JCP&L Jersey Central Pwr & Lht	JCPL TRANS SUBS	WHIPPANY SUB	35300 - Station Equipment	Relaying Equipment	\$272,698.20	\$26,921.87	\$245,776.33
JCP&L Jersey Central Pwr & Lht	JCPL TRANS SUBS	WHIPPANY SUB	35300 - Station Equipment	Circuit Breaker	\$286,901.02	\$82,494.28	\$204,406.74
JCP&L Jersey Central Pwr & Lht	JCPL TRANS SUBS	WHIPPANY SUB	35300 - Station Equipment	Bushings	\$324,751.78	\$2,740.99	\$322,010.79
JCP&L Jersey Central Pwr & Lht	JCPL TRANS SUBS	WHIPPANY SUB	35300 - Station Equipment	Bushings	\$372,629.65	\$9,262.84	\$363,366.81
JCP&L Jersey Central Pwr & Lht	JCPL TRANS SUBS	WHIPPANY SUB	35300 - Station Equipment	Circuit Breaker	\$484,218.27	\$124,965.27	\$359,253.00
JCP&L Jersey Central Pwr & Lht	JCPL TRANS SUBS	WHIPPANY SUB	35300 - Station Equipment	Circuit Breaker	\$575,567.96	\$159,890.06	\$415,677.90
JCP&L Jersey Central Pwr & Lht	JCPL TRANS SUBS	WHIPPANY SUB	35300 - Station Equipment	Non-Unitized	\$678,613.02	\$5,727.68	\$672,885.34
JCP&L Jersey Central Pwr & Lht	JCPL TRANS SUBS	WHIPPANY SUB	35300 - Station Equipment	Carrier Equipment System	\$686,209.70	\$177,094.49	\$509,115.21
JCP&L Jersey Central Pwr & Lht	JCPL TRANS SUBS	WHIPPANY SUB	35300 - Station Equipment	Transformer, Power	\$688,506.09	\$435,954.02	\$252,552.07
JCP&L Jersey Central Pwr & Lht	JCPL TRANS SUBS	WHIPPANY SUB	35300 - Station Equipment	Windings	\$799,689.07	\$44,741.85	\$754,947.22
JCP&L Jersey Central Pwr & Lht	JCPL TRANS SUBS	WHIPPANY SUB	35300 - Station Equipment	Circuit Breaker	\$892,839.73	\$164,845.02	\$727,994.71
JCP&L Jersey Central Pwr & Lht	JCPL TRANS SUBS	WHIPPANY SUB	35300 - Station Equipment	Transformer, Power	\$2,227,879.71	\$411,333.47	\$1,816,546.24
WHIPPANY SUB Total					\$14,619,939.58	\$3,907,710.11	\$10,712,229.47
JCP&L Jersey Central Pwr & Lht	JCPL SUB-TRANS SUBS	WHITINGS SUB	35300 - Station Equipment	Controls and Instrumentation	\$39.99	\$22.81	\$17.18
JCP&L Jersey Central Pwr & Lht	JCPL SUB-TRANS SUBS	WHITINGS SUB	35300 - Station Equipment	Conduit/Duct System	\$49.29	\$28.11	\$21.18
JCP&L Jersey Central Pwr & Lht	JCPL SUB-TRANS SUBS	WHITINGS SUB	35300 - Station Equipment	Switchgear	\$51.01	\$26.31	\$24.70
JCP&L Jersey Central Pwr & Lht	JCPL SUB-TRANS SUBS	WHITINGS SUB	35300 - Station Equipment	Conduit/Duct System	\$90.76	\$46.81	\$43.95
JCP&L Jersey Central Pwr & Lht	JCPL SUB-TRANS SUBS	WHITINGS SUB	35300 - Station Equipment	Transformer, Power	\$147.58	\$96.17	\$51.41
JCP&L Jersey Central Pwr & Lht	JCPL SUB-TRANS SUBS	WHITINGS SUB	35300 - Station Equipment	Conduit/Duct System	\$149.44	\$67.91	\$81.53
JCP&L Jersey Central Pwr & Lht	JCPL SUB-TRANS SUBS	WHITINGS SUB	35300 - Station Equipment	Fire Protection System for Equipmnt	\$152.85	\$63.57	\$89.28
JCP&L Jersey Central Pwr & Lht	JCPL SUB-TRANS SUBS	WHITINGS SUB	35300 - Station Equipment	Grounding System, Station	\$155.54	\$70.68	\$84.86
JCP&L Jersey Central Pwr & Lht	JCPL SUB-TRANS SUBS	WHITINGS SUB	35300 - Station Equipment	Wiring	\$157.96	\$62.75	\$95.21
JCP&L Jersey Central Pwr & Lht	JCPL SUB-TRANS SUBS	WHITINGS SUB	35300 - Station Equipment	Controls and Instrumentation	\$182.51	\$94.13	\$88.38
JCP&L Jersey Central Pwr & Lht	JCPL SUB-TRANS SUBS	WHITINGS SUB	35300 - Station Equipment	Transformer, Power	\$182.62	\$110.41	\$72.21
JCP&L Jersey Central Pwr & Lht	JCPL SUB-TRANS SUBS	WHITINGS SUB	35300 - Station Equipment	Conduit/Duct System	\$204.11	\$68.27	\$135.84
JCP&L Jersey Central Pwr & Lht	JCPL SUB-TRANS SUBS	WHITINGS SUB	35300 - Station Equipment	Controls and Instrumentation	\$289.23	\$131.43	\$157.80
JCP&L Jersey Central Pwr & Lht	JCPL SUB-TRANS SUBS	WHITINGS SUB	35300 - Station Equipment	Arrester, Lightning & Surge Protect	\$291.80	\$115.92	\$175.88
JCP&L Jersey Central Pwr & Lht	JCPL SUB-TRANS SUBS	WHITINGS SUB	35300 - Station Equipment	Foundation - Equipment	\$353.68	\$201.73	\$151.95
JCP&L Jersey Central Pwr & Lht	JCPL SUB-TRANS SUBS	WHITINGS SUB	35300 - Station Equipment	Mobile Substation	\$442.41	\$163.68	\$278.73
JCP&L Jersey Central Pwr & Lht	JCPL SUB-TRANS SUBS	WHITINGS SUB	35300 - Station Equipment	Grounding System, Station	\$517.90	\$205.74	\$312.16
JCP&L Jersey Central Pwr & Lht	JCPL SUB-TRANS SUBS	WHITINGS SUB	35300 - Station Equipment	Switchgear	\$533.74	\$227.03	\$306.71
JCP&L Jersey Central Pwr & Lht	JCPL SUB-TRANS SUBS	WHITINGS SUB	35300 - Station Equipment	Conduit/Duct System	\$587.98	\$328.81	\$259.17
JCP&L Jersey Central Pwr & Lht	JCPL SUB-TRANS SUBS	WHITINGS SUB	35300 - Station Equipment	Arrester, Lightning & Surge Protect	\$673.63	\$292.98	\$380.65
JCP&L Jersey Central Pwr & Lht	JCPL SUB-TRANS SUBS	WHITINGS SUB	35300 - Station Equipment	Transformer, Power	\$712.80	\$316.91	\$395.89
JCP&L Jersey Central Pwr & Lht	JCPL SUB-TRANS SUBS	WHITINGS SUB	35300 - Station Equipment	Foundation - Equipment	\$883.68	\$359.24	\$524.44
JCP&L Jersey Central Pwr & Lht	JCPL SUB-TRANS SUBS	WHITINGS SUB	35300 - Station Equipment	Controls and Instrumentation	\$920.98	\$515.03	\$405.95
JCP&L Jersey Central Pwr & Lht	JCPL SUB-TRANS SUBS	WHITINGS SUB	35300 - Station Equipment	Grounding System, Station	\$950.76	\$318.01	\$632.75
JCP&L Jersey Central Pwr & Lht	JCPL SUB-TRANS SUBS	WHITINGS SUB	35300 - Station Equipment	Arrester, Lightning & Surge Protect	\$1,019.72	\$124.17	\$895.55
JCP&L Jersey Central Pwr & Lht	JCPL SUB-TRANS SUBS	WHITINGS SUB	35300 - Station Equipment	Transformer, Power	\$1,035.36	\$420.91	\$614.45
JCP&L Jersey Central Pwr & Lht	JCPL SUB-TRANS SUBS	WHITINGS SUB	35300 - Station Equipment	Capacitor Bank	\$1,041.61	\$453.03	\$588.58
JCP&L Jersey Central Pwr & Lht	JCPL SUB-TRANS SUBS	WHITINGS SUB	35300 - Station Equipment	Switchgear	\$1,175.95	\$511.46	\$664.49
JCP&L Jersey Central Pwr & Lht	JCPL SUB-TRANS SUBS	WHITINGS SUB	35300 - Station Equipment	Structure	\$1,227.53	\$633.13	\$594.40
JCP&L Jersey Central Pwr & Lht	JCPL SUB-TRANS SUBS	WHITINGS SUB	35300 - Station Equipment	Switch	\$1,257.40	\$546.88	\$710.52

Company	Major Location	Asset Location	Utility Account	Asset Retirement Unit	Book Cost	Allocated Reserve	Net Book Value
JCP&L Jersey Central Pwr & Lht	JCPL SUB-TRANS SUBS	WHITINGS SUB	35300 - Station Equipment	Grounding System, Station	\$1,442.19	\$743.84	\$698.35
JCP&L Jersey Central Pwr & Lht	JCPL SUB-TRANS SUBS	WHITINGS SUB	35300 - Station Equipment	Wiring	\$1,978.31	\$1,020.36	\$957.95
JCP&L Jersey Central Pwr & Lht	JCPL SUB-TRANS SUBS	WHITINGS SUB	35300 - Station Equipment	CT 2.5KV - 15KV	\$2,050.51	\$249.70	\$1,800.81
JCP&L Jersey Central Pwr & Lht	JCPL SUB-TRANS SUBS	WHITINGS SUB	35300 - Station Equipment	Conduit/Duct System	\$2,128.20	\$925.62	\$1,202.58
JCP&L Jersey Central Pwr & Lht	JCPL SUB-TRANS SUBS	WHITINGS SUB	35300 - Station Equipment	Controls and Instrumentation	\$2,138.39	\$715.26	\$1,423.13
JCP&L Jersey Central Pwr & Lht	JCPL SUB-TRANS SUBS	WHITINGS SUB	35300 - Station Equipment	Grounding System, Station	\$2,256.69	\$327.79	\$1,928.90
JCP&L Jersey Central Pwr & Lht	JCPL SUB-TRANS SUBS	WHITINGS SUB	35300 - Station Equipment	Steel Pole Fully Dressed	\$2,304.41	\$334.71	\$1,969.70
JCP&L Jersey Central Pwr & Lht	JCPL SUB-TRANS SUBS	WHITINGS SUB	35300 - Station Equipment	Arrester, Lightning & Surge Protect	\$2,543.37	\$1,155.73	\$1,387.64
JCP&L Jersey Central Pwr & Lht	JCPL SUB-TRANS SUBS	WHITINGS SUB	35300 - Station Equipment	Battery System	\$2,678.54	\$1,088.90	\$1,589.64
JCP&L Jersey Central Pwr & Lht	JCPL SUB-TRANS SUBS	WHITINGS SUB	35300 - Station Equipment	Arrester, Lightning & Surge Protect	\$2,849.05	\$1,158.22	\$1,690.83
JCP&L Jersey Central Pwr & Lht	JCPL SUB-TRANS SUBS	WHITINGS SUB	35300 - Station Equipment	Conduit/Duct System	\$3,130.10	\$992.07	\$2,138.03
JCP&L Jersey Central Pwr & Lht	JCPL SUB-TRANS SUBS	WHITINGS SUB	35300 - Station Equipment	Fuse Equipment	\$3,186.12	\$1,447.80	\$1,738.32
JCP&L Jersey Central Pwr & Lht	JCPL SUB-TRANS SUBS	WHITINGS SUB	35300 - Station Equipment	Controls and Instrumentation	\$3,384.67	\$1,472.09	\$1,912.58
JCP&L Jersey Central Pwr & Lht	JCPL SUB-TRANS SUBS	WHITINGS SUB	35300 - Station Equipment	Controls and Instrumentation	\$3,518.82	\$1,496.75	\$2,022.07
JCP&L Jersey Central Pwr & Lht	JCPL SUB-TRANS SUBS	WHITINGS SUB	35300 - Station Equipment	Structure	\$3,815.71	\$2,176.43	\$1,639.28
JCP&L Jersey Central Pwr & Lht	JCPL SUB-TRANS SUBS	WHITINGS SUB	35300 - Station Equipment	Grounding System, Station	\$3,955.56	\$1,720.38	\$2,235.18
JCP&L Jersey Central Pwr & Lht	JCPL SUB-TRANS SUBS	WHITINGS SUB	35300 - Station Equipment	Wiring	\$4,361.77	\$1,982.02	\$2,379.75
JCP&L Jersey Central Pwr & Lht	JCPL SUB-TRANS SUBS	WHITINGS SUB	35300 - Station Equipment	Structure	\$5,158.90	\$2,243.75	\$2,915.15
JCP&L Jersey Central Pwr & Lht	JCPL SUB-TRANS SUBS	WHITINGS SUB	35300 - Station Equipment	Foundation - Equipment	\$5,594.06	\$1,773.03	\$3,821.03
JCP&L Jersey Central Pwr & Lht	JCPL SUB-TRANS SUBS	WHITINGS SUB	35300 - Station Equipment	Wiring	\$5,951.80	\$3,394.82	\$2,556.98
JCP&L Jersey Central Pwr & Lht	JCPL SUB-TRANS SUBS	WHITINGS SUB	35300 - Station Equipment	Grounding System, Station	\$5,999.33	\$2,438.90	\$3,560.43
JCP&L Jersey Central Pwr & Lht	JCPL SUB-TRANS SUBS	WHITINGS SUB	35300 - Station Equipment	Minor Station Equipment	\$6,164.00	\$1,953.67	\$4,210.33
JCP&L Jersey Central Pwr & Lht	JCPL SUB-TRANS SUBS	WHITINGS SUB	35300 - Station Equipment	Battery System	\$6,177.06	\$2,120.49	\$4,056.57
JCP&L Jersey Central Pwr & Lht	JCPL SUB-TRANS SUBS	WHITINGS SUB	35300 - Station Equipment	Fuse Equipment	\$6,271.60	\$2,727.69	\$3,543.91
JCP&L Jersey Central Pwr & Lht	JCPL SUB-TRANS SUBS	WHITINGS SUB	35300 - Station Equipment	Conduit/Duct System	\$6,972.15	\$2,834.38	\$4,137.77
JCP&L Jersey Central Pwr & Lht	JCPL SUB-TRANS SUBS	WHITINGS SUB	35300 - Station Equipment	Foundation	\$7,799.70	\$1,132.90	\$6,666.80
JCP&L Jersey Central Pwr & Lht	JCPL SUB-TRANS SUBS	WHITINGS SUB	35300 - Station Equipment	Wiring	\$8,781.72	\$3,819.41	\$4,962.31
JCP&L Jersey Central Pwr & Lht	JCPL SUB-TRANS SUBS	WHITINGS SUB	35300 - Station Equipment	Relays	\$9,022.72	\$1,310.54	\$7,712.18
JCP&L Jersey Central Pwr & Lht	JCPL SUB-TRANS SUBS	WHITINGS SUB	35300 - Station Equipment	Controls and Instrumentation	\$10,150.83	\$252.33	\$9,898.50
JCP&L Jersey Central Pwr & Lht	JCPL SUB-TRANS SUBS	WHITINGS SUB	35300 - Station Equipment	Non-Unitized	\$11,243.18	\$457.42	\$10,785.76
JCP&L Jersey Central Pwr & Lht	JCPL SUB-TRANS SUBS	WHITINGS SUB	35300 - Station Equipment	Mobile Substation	\$11,247.10	\$4,468.06	\$6,779.04
JCP&L Jersey Central Pwr & Lht	JCPL SUB-TRANS SUBS	WHITINGS SUB	35300 - Station Equipment	Fuse Equipment	\$12,481.10	\$3,517.70	\$8,963.40
JCP&L Jersey Central Pwr & Lht	JCPL SUB-TRANS SUBS	WHITINGS SUB	35300 - Station Equipment	Non-Unitized	\$12,772.53	\$317.50	\$12,455.03
JCP&L Jersey Central Pwr & Lht	JCPL SUB-TRANS SUBS	WHITINGS SUB	35300 - Station Equipment	Minor Station Equipment	\$13,090.93	\$5,321.85	\$7,769.08
JCP&L Jersey Central Pwr & Lht	JCPL SUB-TRANS SUBS	WHITINGS SUB	35300 - Station Equipment	Transformer, Power	\$16,210.91	\$7,050.57	\$9,160.34
JCP&L Jersey Central Pwr & Lht	JCPL SUB-TRANS SUBS	WHITINGS SUB	35300 - Station Equipment	Structural Steel Support	\$19,001.94	\$2,760.01	\$16,241.93
JCP&L Jersey Central Pwr & Lht	JCPL SUB-TRANS SUBS	WHITINGS SUB	35300 - Station Equipment	Non-Unitized	\$19,443.08	\$1,087.82	\$18,355.26
JCP&L Jersey Central Pwr & Lht	JCPL SUB-TRANS SUBS	WHITINGS SUB	35300 - Station Equipment	Grounding System, Station	\$19,923.79	\$6,314.80	\$13,608.99
JCP&L Jersey Central Pwr & Lht	JCPL SUB-TRANS SUBS	WHITINGS SUB	35300 - Station Equipment	Controls and Instrumentation	\$20,298.72	\$8,252.03	\$12,046.69
JCP&L Jersey Central Pwr & Lht	JCPL SUB-TRANS SUBS	WHITINGS SUB	35300 - Station Equipment	Structure	\$21,008.10	\$6,658.47	\$14,349.63
JCP&L Jersey Central Pwr & Lht	JCPL SUB-TRANS SUBS	WHITINGS SUB	35300 - Station Equipment	Transformer, Instrument	\$22,526.79	\$9,157.80	\$13,368.99
JCP&L Jersey Central Pwr & Lht	JCPL SUB-TRANS SUBS	WHITINGS SUB	35300 - Station Equipment	Wiring	\$22,904.34	\$931.84	\$21,972.50
JCP&L Jersey Central Pwr & Lht	JCPL SUB-TRANS SUBS	WHITINGS SUB	35300 - Station Equipment	Arrester, Lightning & Surge Protect	\$23,004.88	\$7,291.34	\$15,713.54
JCP&L Jersey Central Pwr & Lht	JCPL SUB-TRANS SUBS	WHITINGS SUB	35300 - Station Equipment	Bus-Insulators	\$23,701.32	\$2,886.14	\$20,815.18
JCP&L Jersey Central Pwr & Lht	JCPL SUB-TRANS SUBS	WHITINGS SUB	35300 - Station Equipment	Structural Steel Support	\$24,453.06	\$2,977.69	\$21,475.37
JCP&L Jersey Central Pwr & Lht	JCPL SUB-TRANS SUBS	WHITINGS SUB	35300 - Station Equipment	Circuit Breaker	\$24,605.10	\$1,359.67	\$23,245.43
JCP&L Jersey Central Pwr & Lht	JCPL SUB-TRANS SUBS	WHITINGS SUB	35300 - Station Equipment	Structure	\$26,162.41	\$10,635.79	\$15,526.62
JCP&L Jersey Central Pwr & Lht	JCPL SUB-TRANS SUBS	WHITINGS SUB	35300 - Station Equipment	Bushings	\$29,041.50	\$1,604.82	\$27,436.68
JCP&L Jersey Central Pwr & Lht	JCPL SUB-TRANS SUBS	WHITINGS SUB	35300 - Station Equipment	Wiring	\$29,128.67	\$11,841.66	\$17,287.01
JCP&L Jersey Central Pwr & Lht	JCPL SUB-TRANS SUBS	WHITINGS SUB	35300 - Station Equipment	Controls and Instrumentation	\$31,981.22	\$10,136.37	\$21,844.85
JCP&L Jersey Central Pwr & Lht	JCPL SUB-TRANS SUBS	WHITINGS SUB	35300 - Station Equipment	Foundation	\$34,219.57	\$4,166.96	\$30,052.61
JCP&L Jersey Central Pwr & Lht	JCPL SUB-TRANS SUBS	WHITINGS SUB	35300 - Station Equipment	Control Wiring	\$38,717.34	\$4,714.67	\$34,002.67
JCP&L Jersey Central Pwr & Lht	JCPL SUB-TRANS SUBS	WHITINGS SUB	35300 - Station Equipment	Circuit Breaker	\$44,245.80	\$17,987.23	\$26,258.57
JCP&L Jersey Central Pwr & Lht	JCPL SUB-TRANS SUBS	WHITINGS SUB	35300 - Station Equipment	Grounding System, Station	\$48,839.19	\$13,764.97	\$35,074.22
JCP&L Jersey Central Pwr & Lht	JCPL SUB-TRANS SUBS	WHITINGS SUB	35300 - Station Equipment	Switch	\$52,119.60	\$17,433.10	\$34,686.50
JCP&L Jersey Central Pwr & Lht	JCPL SUB-TRANS SUBS	WHITINGS SUB	35300 - Station Equipment	Mobile Substation	\$52,757.48	\$21,941.40	\$30,816.08
JCP&L Jersey Central Pwr & Lht	JCPL SUB-TRANS SUBS	WHITINGS SUB	35300 - Station Equipment	Switch	\$53,484.48	\$16,951.77	\$36,532.71
JCP&L Jersey Central Pwr & Lht	JCPL SUB-TRANS SUBS	WHITINGS SUB	35300 - Station Equipment	Circuit Breaker	\$54,558.20	\$1,356.21	\$53,201.99

Company	Major Location	Asset Location	Utility Account	Asset Retirement Unit	Book Cost	Allocated Reserve	Net Book Value
JCP&L Jersey Central Pwr & Lht	JCPL SUB-TRANS SUBS	WHITINGS SUB	35300 - Station Equipment	Bus	\$56,145.16	\$6,836.87	\$49,308.29
JCP&L Jersey Central Pwr & Lht	JCPL SUB-TRANS SUBS	WHITINGS SUB	35300 - Station Equipment	Wiring	\$62,922.09	\$19,943.00	\$42,979.09
JCP&L Jersey Central Pwr & Lht	JCPL SUB-TRANS SUBS	WHITINGS SUB	35300 - Station Equipment	Capacitor Bank	\$63,405.52	\$15,010.42	\$48,395.10
JCP&L Jersey Central Pwr & Lht	JCPL SUB-TRANS SUBS	WHITINGS SUB	35300 - Station Equipment	Switchgear	\$70,683.66	\$28,734.99	\$41,948.67
JCP&L Jersey Central Pwr & Lht	JCPL SUB-TRANS SUBS	WHITINGS SUB	35300 - Station Equipment	Circuit Breaker	\$71,397.10	\$22,629.14	\$48,767.96
JCP&L Jersey Central Pwr & Lht	JCPL SUB-TRANS SUBS	WHITINGS SUB	35300 - Station Equipment	Circuit Breaker	\$73,727.65	\$8,068.08	\$65,659.57
JCP&L Jersey Central Pwr & Lht	JCPL SUB-TRANS SUBS	WHITINGS SUB	35300 - Station Equipment	Wiring	\$74,329.71	\$20,949.29	\$53,380.42
JCP&L Jersey Central Pwr & Lht	JCPL SUB-TRANS SUBS	WHITINGS SUB	35300 - Station Equipment	RTU - SCADA	\$79,674.04	\$4,402.76	\$75,271.28
JCP&L Jersey Central Pwr & Lht	JCPL SUB-TRANS SUBS	WHITINGS SUB	35300 - Station Equipment	Switchgear	\$89,183.61	\$28,266.53	\$60,917.08
JCP&L Jersey Central Pwr & Lht	JCPL SUB-TRANS SUBS	WHITINGS SUB	35300 - Station Equipment	Arrester, Lightning & Surge Protect	\$115,869.00	\$32,656.84	\$83,212.16
JCP&L Jersey Central Pwr & Lht	JCPL SUB-TRANS SUBS	WHITINGS SUB	35300 - Station Equipment	Foundation - Equipment	\$118,335.21	\$33,351.92	\$84,983.29
JCP&L Jersey Central Pwr & Lht	JCPL SUB-TRANS SUBS	WHITINGS SUB	35300 - Station Equipment	Capacitor Bank	\$124,596.02	\$15,172.24	\$109,423.78
JCP&L Jersey Central Pwr & Lht	JCPL SUB-TRANS SUBS	WHITINGS SUB	35300 - Station Equipment	Capacitor Bank	\$130,495.20	\$41,360.13	\$89,135.07
JCP&L Jersey Central Pwr & Lht	JCPL SUB-TRANS SUBS	WHITINGS SUB	35300 - Station Equipment	Controls and Instrumentation	\$140,377.06	\$39,564.25	\$100,812.81
JCP&L Jersey Central Pwr & Lht	JCPL SUB-TRANS SUBS	WHITINGS SUB	35300 - Station Equipment	Reactor	\$163,439.76	\$19,902.29	\$143,537.47
JCP&L Jersey Central Pwr & Lht	JCPL SUB-TRANS SUBS	WHITINGS SUB	35300 - Station Equipment	Cabinets/Panels/Consoles	\$163,731.72	\$19,937.84	\$143,793.88
JCP&L Jersey Central Pwr & Lht	JCPL SUB-TRANS SUBS	WHITINGS SUB	35300 - Station Equipment	Non-Unitized	\$179,472.72	\$1,514.80	\$177,957.92
JCP&L Jersey Central Pwr & Lht	JCPL SUB-TRANS SUBS	WHITINGS SUB	35300 - Station Equipment	Switchgear	\$193,447.15	\$54,521.68	\$138,925.47
JCP&L Jersey Central Pwr & Lht	JCPL SUB-TRANS SUBS	WHITINGS SUB	35300 - Station Equipment	Carrier Equipment System	\$209,842.70	\$59,142.64	\$150,700.06
JCP&L Jersey Central Pwr & Lht	JCPL SUB-TRANS SUBS	WHITINGS SUB	35300 - Station Equipment	Switch	\$287,376.56	\$80,994.99	\$206,381.57
JCP&L Jersey Central Pwr & Lht	JCPL SUB-TRANS SUBS	WHITINGS SUB	35300 - Station Equipment	Circuit Breaker	\$305,768.91	\$86,178.75	\$219,590.16
JCP&L Jersey Central Pwr & Lht	JCPL SUB-TRANS SUBS	WHITINGS SUB	35300 - Station Equipment	Structure	\$447,974.77	\$126,258.44	\$321,716.33
JCP&L Jersey Central Pwr & Lht	JCPL SUB-TRANS SUBS	WHITINGS SUB	35300 - Station Equipment	Windings	\$96,549.23	\$52,958.53	\$893,590.70
JCP&L Jersey Central Pwr & Lht	JCPL SUB-TRANS SUBS	WHITINGS SUB	35300 - Station Equipment	Transformer, Power	\$1,573,658.69	\$443,524.27	\$1,130,134.42
JCP&L Jersey Central Pwr & Lht	JCPL SUB-TRANS SUBS	WHITINGS SUB	35300 - Station Equipment	Transformer, Power	\$1,965,793.67	\$328,944.51	\$1,636,849.16
		WHITINGS SUB Total			\$8,668,615.34	\$1,845,804.38	\$6,822,810.96
JCP&L Jersey Central Pwr & Lht	JCPL TRANS SUBS	WILLIAMS GAS PIPELINE SUB	35300 - Station Equipment	Wiring	\$23,554.39	\$2,639.79	\$20,914.60
JCP&L Jersey Central Pwr & Lht	JCPL TRANS SUBS	WILLIAMS GAS PIPELINE SUB	35300 - Station Equipment	Bus	\$155,887.42	\$17,470.62	\$138,416.80
JCP&L Jersey Central Pwr & Lht	JCPL TRANS SUBS	WILLIAMS GAS PIPELINE SUB	35300 - Station Equipment	Foundation	\$695,497.67	\$77,945.85	\$617,551.82
JCP&L Jersey Central Pwr & Lht	JCPL TRANS SUBS	WILLIAMS GAS PIPELINE SUB	35300 - Station Equipment	Structure	\$855,402.59	\$95,866.72	\$759,535.87
		WILLIAMS GAS PIPELINE SUB Total			\$1,730,342.07	\$193,922.98	\$1,536,419.09
JCP&L Jersey Central Pwr & Lht	JCPL SUB-TRANS SUBS	WILLIAMS SUB	35300 - Station Equipment	Non-Unitized	\$42.88	\$1.07	\$41.81
JCP&L Jersey Central Pwr & Lht	JCPL SUB-TRANS SUBS	WILLIAMS SUB	35300 - Station Equipment	Battery Charger	\$3,603.51	\$394.33	\$3,209.18
JCP&L Jersey Central Pwr & Lht	JCPL SUB-TRANS SUBS	WILLIAMS SUB	35300 - Station Equipment	Revenue Metering Equipment	\$5,057.76	\$553.47	\$4,504.29
JCP&L Jersey Central Pwr & Lht	JCPL SUB-TRANS SUBS	WILLIAMS SUB	35300 - Station Equipment	Carrier Equipment System	\$6,947.01	\$760.21	\$6,186.80
JCP&L Jersey Central Pwr & Lht	JCPL SUB-TRANS SUBS	WILLIAMS SUB	35300 - Station Equipment	Relaying Equipment	\$7,112.78	\$778.35	\$6,334.43
JCP&L Jersey Central Pwr & Lht	JCPL SUB-TRANS SUBS	WILLIAMS SUB	35300 - Station Equipment	Line Tuning Assembly	\$8,434.21	\$922.96	\$7,511.25
JCP&L Jersey Central Pwr & Lht	JCPL SUB-TRANS SUBS	WILLIAMS SUB	35300 - Station Equipment	Battery System	\$9,330.66	\$1,021.06	\$8,309.60
JCP&L Jersey Central Pwr & Lht	JCPL SUB-TRANS SUBS	WILLIAMS SUB	35300 - Station Equipment	Bus-Insulators	\$13,078.23	\$1,431.16	\$11,647.07
JCP&L Jersey Central Pwr & Lht	JCPL SUB-TRANS SUBS	WILLIAMS SUB	35300 - Station Equipment	RTU - SCADA	\$13,129.21	\$1,436.74	\$11,692.47
JCP&L Jersey Central Pwr & Lht	JCPL SUB-TRANS SUBS	WILLIAMS SUB	35300 - Station Equipment	Conduit	\$19,043.74	\$2,083.97	\$16,959.77
JCP&L Jersey Central Pwr & Lht	JCPL SUB-TRANS SUBS	WILLIAMS SUB	35300 - Station Equipment	Arrester, Lightning & Surge Protect	\$26,800.72	\$2,932.83	\$23,867.89
JCP&L Jersey Central Pwr & Lht	JCPL SUB-TRANS SUBS	WILLIAMS SUB	35300 - Station Equipment	Transformer, Potential : Each	\$37,150.55	\$4,065.41	\$33,085.14
JCP&L Jersey Central Pwr & Lht	JCPL SUB-TRANS SUBS	WILLIAMS SUB	35300 - Station Equipment	Carrier Transmitter/Receiver Assemb	\$40,917.24	\$4,477.61	\$36,439.63
JCP&L Jersey Central Pwr & Lht	JCPL SUB-TRANS SUBS	WILLIAMS SUB	35300 - Station Equipment	Switch	\$47,469.09	\$5,194.58	\$42,274.51
JCP&L Jersey Central Pwr & Lht	JCPL SUB-TRANS SUBS	WILLIAMS SUB	35300 - Station Equipment	Transformer, Current : Each	\$50,245.10	\$5,498.36	\$44,746.74
JCP&L Jersey Central Pwr & Lht	JCPL SUB-TRANS SUBS	WILLIAMS SUB	35300 - Station Equipment	Line Wave Trap	\$51,873.11	\$5,676.51	\$46,196.60
JCP&L Jersey Central Pwr & Lht	JCPL SUB-TRANS SUBS	WILLIAMS SUB	35300 - Station Equipment	Bus	\$68,014.35	\$7,442.86	\$60,571.49
JCP&L Jersey Central Pwr & Lht	JCPL SUB-TRANS SUBS	WILLIAMS SUB	35300 - Station Equipment	Cabinets/Panels/Consoles	\$83,950.43	\$9,186.75	\$74,763.68
JCP&L Jersey Central Pwr & Lht	JCPL SUB-TRANS SUBS	WILLIAMS SUB	35300 - Station Equipment	Relays	\$86,623.40	\$9,479.26	\$77,144.14
JCP&L Jersey Central Pwr & Lht	JCPL SUB-TRANS SUBS	WILLIAMS SUB	35300 - Station Equipment	Switching Equipment	\$118,518.02	\$12,969.51	\$105,548.51
JCP&L Jersey Central Pwr & Lht	JCPL SUB-TRANS SUBS	WILLIAMS SUB	35300 - Station Equipment	Structural Steel Support	\$133,841.42	\$14,646.37	\$119,195.05
JCP&L Jersey Central Pwr & Lht	JCPL SUB-TRANS SUBS	WILLIAMS SUB	35300 - Station Equipment	Controls and Instrumentation	\$190,529.49	\$20,849.78	\$169,679.71
		WILLIAMS SUB Total			\$1,021,712.91	\$111,803.15	\$909,909.76
JCP&L Jersey Central Pwr & Lht	JCPL SUB-TRANS SUBS	WINDSOR SUB	35300 - Station Equipment	Transformer, Power	(\$7,670,126.66)	(\$3,189,942.14)	(\$4,480,184.52)
JCP&L Jersey Central Pwr & Lht	JCPL SUB-TRANS SUBS	WINDSOR SUB	35300 - Station Equipment	Non-Unitized	(\$6,832.01)	(\$482.97)	(\$6,349.04)
JCP&L Jersey Central Pwr & Lht	JCPL SUB-TRANS SUBS	WINDSOR SUB	35300 - Station Equipment	Non-Unitized	(\$4,113.07)	(\$230.13)	(\$3,882.94)
JCP&L Jersey Central Pwr & Lht	JCPL SUB-TRANS SUBS	WINDSOR SUB	35300 - Station Equipment	Controls and Instrumentation	\$18.69	\$8.86	\$9.83

Company	Major Location	Asset Location	Utility Account	Asset Retirement Unit	Book Cost	Allocated Reserve	Net Book Value
JCP&L Jersey Central Pwr & Lht	JCPL SUB-TRANS SUBS	WINDSOR SUB	35300 - Station Equipment	Conduit/Duct System	\$20.48	\$9.72	\$10.76
JCP&L Jersey Central Pwr & Lht	JCPL SUB-TRANS SUBS	WINDSOR SUB	35300 - Station Equipment	Grounding System, Station	\$40.53	\$20.90	\$19.63
JCP&L Jersey Central Pwr & Lht	JCPL SUB-TRANS SUBS	WINDSOR SUB	35300 - Station Equipment	Grounding System, Station	\$42.24	\$20.04	\$22.20
JCP&L Jersey Central Pwr & Lht	JCPL SUB-TRANS SUBS	WINDSOR SUB	35300 - Station Equipment	Conduit/Duct System	\$54.30	\$30.37	\$23.93
JCP&L Jersey Central Pwr & Lht	JCPL SUB-TRANS SUBS	WINDSOR SUB	35300 - Station Equipment	Controls and Instrumentation	\$57.70	\$32.27	\$25.43
JCP&L Jersey Central Pwr & Lht	JCPL SUB-TRANS SUBS	WINDSOR SUB	35300 - Station Equipment	Wiring	\$59.69	\$31.43	\$28.26
JCP&L Jersey Central Pwr & Lht	JCPL SUB-TRANS SUBS	WINDSOR SUB	35300 - Station Equipment	Transformer, Power	\$78.03	\$62.24	\$15.79
JCP&L Jersey Central Pwr & Lht	JCPL SUB-TRANS SUBS	WINDSOR SUB	35300 - Station Equipment	Transformer, Power	\$111.34	\$92.83	\$18.51
JCP&L Jersey Central Pwr & Lht	JCPL SUB-TRANS SUBS	WINDSOR SUB	35300 - Station Equipment	Controls and Instrumentation	\$127.77	\$65.90	\$61.87
JCP&L Jersey Central Pwr & Lht	JCPL SUB-TRANS SUBS	WINDSOR SUB	35300 - Station Equipment	Conduit/Duct System	\$129.05	\$66.56	\$62.49
JCP&L Jersey Central Pwr & Lht	JCPL SUB-TRANS SUBS	WINDSOR SUB	35300 - Station Equipment	Switchgear	\$259.08	\$144.88	\$114.20
JCP&L Jersey Central Pwr & Lht	JCPL SUB-TRANS SUBS	WINDSOR SUB	35300 - Station Equipment	Switchgear	\$322.25	\$169.65	\$152.60
JCP&L Jersey Central Pwr & Lht	JCPL SUB-TRANS SUBS	WINDSOR SUB	35300 - Station Equipment	Controls and Instrumentation	\$355.94	\$187.39	\$168.55
JCP&L Jersey Central Pwr & Lht	JCPL SUB-TRANS SUBS	WINDSOR SUB	35300 - Station Equipment	Minor Station Equipment	\$386.75	\$160.84	\$225.91
JCP&L Jersey Central Pwr & Lht	JCPL SUB-TRANS SUBS	WINDSOR SUB	35300 - Station Equipment	Foundation - Equipment	\$415.11	\$232.14	\$182.97
JCP&L Jersey Central Pwr & Lht	JCPL SUB-TRANS SUBS	WINDSOR SUB	35300 - Station Equipment	Transformer, Power	\$417.56	\$132.34	\$285.22
JCP&L Jersey Central Pwr & Lht	JCPL SUB-TRANS SUBS	WINDSOR SUB	35300 - Station Equipment	Capacitor Bank	\$446.80	\$185.82	\$260.98
JCP&L Jersey Central Pwr & Lht	JCPL SUB-TRANS SUBS	WINDSOR SUB	35300 - Station Equipment	Misc Tools & Equipment	\$466.08	\$193.84	\$272.24
JCP&L Jersey Central Pwr & Lht	JCPL SUB-TRANS SUBS	WINDSOR SUB	35300 - Station Equipment	Switchgear	\$529.02	\$125.24	\$403.78
JCP&L Jersey Central Pwr & Lht	JCPL SUB-TRANS SUBS	WINDSOR SUB	35300 - Station Equipment	Battery System	\$595.06	\$313.26	\$281.80
JCP&L Jersey Central Pwr & Lht	JCPL SUB-TRANS SUBS	WINDSOR SUB	35300 - Station Equipment	Fire Protection System for Equipmnt	\$673.36	\$280.04	\$393.32
JCP&L Jersey Central Pwr & Lht	JCPL SUB-TRANS SUBS	WINDSOR SUB	35300 - Station Equipment	Switch	\$700.00	\$311.23	\$388.77
JCP&L Jersey Central Pwr & Lht	JCPL SUB-TRANS SUBS	WINDSOR SUB	35300 - Station Equipment	Bus	\$905.27	\$110.24	\$795.03
JCP&L Jersey Central Pwr & Lht	JCPL SUB-TRANS SUBS	WINDSOR SUB	35300 - Station Equipment	Fuse Equipment	\$961.61	\$456.15	\$505.46
JCP&L Jersey Central Pwr & Lht	JCPL SUB-TRANS SUBS	WINDSOR SUB	35300 - Station Equipment	Conduit/Duct System	\$995.46	\$524.06	\$471.40
JCP&L Jersey Central Pwr & Lht	JCPL SUB-TRANS SUBS	WINDSOR SUB	35300 - Station Equipment	Structure	\$1,328.36	\$314.47	\$1,013.89
JCP&L Jersey Central Pwr & Lht	JCPL SUB-TRANS SUBS	WINDSOR SUB	35300 - Station Equipment	Arrester, Lightning & Surge Protect	\$1,628.49	\$1,041.83	\$586.66
JCP&L Jersey Central Pwr & Lht	JCPL SUB-TRANS SUBS	WINDSOR SUB	35300 - Station Equipment	Grounding System, Station	\$1,805.36	\$219.84	\$1,585.52
JCP&L Jersey Central Pwr & Lht	JCPL SUB-TRANS SUBS	WINDSOR SUB	35300 - Station Equipment	Conduit/Duct System	\$1,815.10	\$671.54	\$1,143.56
JCP&L Jersey Central Pwr & Lht	JCPL SUB-TRANS SUBS	WINDSOR SUB	35300 - Station Equipment	Conduit/Duct System	\$1,819.65	\$689.64	\$1,130.01
JCP&L Jersey Central Pwr & Lht	JCPL SUB-TRANS SUBS	WINDSOR SUB	35300 - Station Equipment	Controls and Instrumentation	\$2,187.29	\$770.21	\$1,417.08
JCP&L Jersey Central Pwr & Lht	JCPL SUB-TRANS SUBS	WINDSOR SUB	35300 - Station Equipment	Relays	\$2,269.53	\$329.65	\$1,939.88
JCP&L Jersey Central Pwr & Lht	JCPL SUB-TRANS SUBS	WINDSOR SUB	35300 - Station Equipment	Structural Steel Support	\$2,399.68	\$292.21	\$2,107.47
JCP&L Jersey Central Pwr & Lht	JCPL SUB-TRANS SUBS	WINDSOR SUB	35300 - Station Equipment	Grounding System, Station	\$2,555.14	\$899.75	\$1,655.39
JCP&L Jersey Central Pwr & Lht	JCPL SUB-TRANS SUBS	WINDSOR SUB	35300 - Station Equipment	Switchgear	\$2,576.11	\$930.03	\$1,646.08
JCP&L Jersey Central Pwr & Lht	JCPL SUB-TRANS SUBS	WINDSOR SUB	35300 - Station Equipment	Fuse Equipment	\$2,735.77	\$1,036.84	\$1,698.93
JCP&L Jersey Central Pwr & Lht	JCPL SUB-TRANS SUBS	WINDSOR SUB	35300 - Station Equipment	Foundation	\$2,948.15	\$394.16	\$2,553.99
JCP&L Jersey Central Pwr & Lht	JCPL SUB-TRANS SUBS	WINDSOR SUB	35300 - Station Equipment	Grounding System, Station	\$2,952.48	\$1,651.06	\$1,301.42
JCP&L Jersey Central Pwr & Lht	JCPL SUB-TRANS SUBS	WINDSOR SUB	35300 - Station Equipment	Battery System	\$2,963.09	\$782.42	\$2,180.67
JCP&L Jersey Central Pwr & Lht	JCPL SUB-TRANS SUBS	WINDSOR SUB	35300 - Station Equipment	Battery System	\$3,002.34	\$1,248.65	\$1,753.69
JCP&L Jersey Central Pwr & Lht	JCPL SUB-TRANS SUBS	WINDSOR SUB	35300 - Station Equipment	Conduit	\$3,022.72	\$368.09	\$2,654.63
JCP&L Jersey Central Pwr & Lht	JCPL SUB-TRANS SUBS	WINDSOR SUB	35300 - Station Equipment	Wiring	\$3,279.43	\$1,555.65	\$1,723.78
JCP&L Jersey Central Pwr & Lht	JCPL SUB-TRANS SUBS	WINDSOR SUB	35300 - Station Equipment	Wiring	\$3,286.40	\$1,837.80	\$1,448.60
JCP&L Jersey Central Pwr & Lht	JCPL SUB-TRANS SUBS	WINDSOR SUB	35300 - Station Equipment	Wiring	\$3,480.02	\$1,287.52	\$2,192.50
JCP&L Jersey Central Pwr & Lht	JCPL SUB-TRANS SUBS	WINDSOR SUB	35300 - Station Equipment	Battery System	\$3,575.08	\$1,070.51	\$2,504.57
JCP&L Jersey Central Pwr & Lht	JCPL SUB-TRANS SUBS	WINDSOR SUB	35300 - Station Equipment	Conduit	\$3,782.09	\$505.66	\$3,276.43
JCP&L Jersey Central Pwr & Lht	JCPL SUB-TRANS SUBS	WINDSOR SUB	35300 - Station Equipment	Controls and Instrumentation	\$3,974.69	\$1,470.54	\$2,504.15
JCP&L Jersey Central Pwr & Lht	JCPL SUB-TRANS SUBS	WINDSOR SUB	35300 - Station Equipment	Transformer, Current : Each	\$4,138.40	\$503.94	\$3,634.46
JCP&L Jersey Central Pwr & Lht	JCPL SUB-TRANS SUBS	WINDSOR SUB	35300 - Station Equipment	Transformer, Instrument	\$4,239.64	\$1,530.60	\$2,709.04
JCP&L Jersey Central Pwr & Lht	JCPL SUB-TRANS SUBS	WINDSOR SUB	35300 - Station Equipment	Bus-Insulators	\$4,368.44	\$422.21	\$3,946.23
JCP&L Jersey Central Pwr & Lht	JCPL SUB-TRANS SUBS	WINDSOR SUB	35300 - Station Equipment	Foundation - Equipment	\$4,427.47	\$1,048.14	\$3,379.33
JCP&L Jersey Central Pwr & Lht	JCPL SUB-TRANS SUBS	WINDSOR SUB	35300 - Station Equipment	Foundation - Equipment	\$4,586.82	\$1,907.62	\$2,679.20
JCP&L Jersey Central Pwr & Lht	JCPL SUB-TRANS SUBS	WINDSOR SUB	35300 - Station Equipment	Steel Pole Fully Dressed	\$4,608.80	\$669.43	\$3,939.37
JCP&L Jersey Central Pwr & Lht	JCPL SUB-TRANS SUBS	WINDSOR SUB	35300 - Station Equipment	Controls and Instrumentation	\$4,623.72	\$1,384.51	\$3,239.21
JCP&L Jersey Central Pwr & Lht	JCPL SUB-TRANS SUBS	WINDSOR SUB	35300 - Station Equipment	Switch	\$4,838.34	\$646.87	\$4,191.47
JCP&L Jersey Central Pwr & Lht	JCPL SUB-TRANS SUBS	WINDSOR SUB	35300 - Station Equipment	Arrester, Lightning & Surge Protect	\$4,927.66	\$1,823.12	\$3,104.54
JCP&L Jersey Central Pwr & Lht	JCPL SUB-TRANS SUBS	WINDSOR SUB	35300 - Station Equipment	Arrester, Lightning & Surge Protect	\$5,071.39	\$1,384.40	\$3,686.99
JCP&L Jersey Central Pwr & Lht	JCPL SUB-TRANS SUBS	WINDSOR SUB	35300 - Station Equipment	Cable, Wiring	\$5,128.57	\$685.67	\$4,442.90

Company	Major Location	Asset Location	Utility Account	Asset Retirement Unit	Book Cost	Allocated Reserve	Net Book Value
JCP&L Jersey Central Pwr & Lht	JCPL SUB-TRANS SUBS	WINDSOR SUB	35300 - Station Equipment	Non-Unitized	\$5,220.75	\$129.78	\$5,090.97
JCP&L Jersey Central Pwr & Lht	JCPL SUB-TRANS SUBS	WINDSOR SUB	35300 - Station Equipment	Transformer, Instrument	\$5,221.52	\$1,978.91	\$3,242.61
JCP&L Jersey Central Pwr & Lht	JCPL SUB-TRANS SUBS	WINDSOR SUB	35300 - Station Equipment	Carrier Equipment System	\$5,586.25	\$2,649.93	\$2,936.32
JCP&L Jersey Central Pwr & Lht	JCPL SUB-TRANS SUBS	WINDSOR SUB	35300 - Station Equipment	Carrier Equipment System	\$5,700.28	\$1,349.46	\$4,350.82
JCP&L Jersey Central Pwr & Lht	JCPL SUB-TRANS SUBS	WINDSOR SUB	35300 - Station Equipment	Grounding System, Station	\$5,730.21	\$1,356.55	\$4,373.66
JCP&L Jersey Central Pwr & Lht	JCPL SUB-TRANS SUBS	WINDSOR SUB	35300 - Station Equipment	Wiring	\$6,201.28	\$1,692.84	\$4,508.44
JCP&L Jersey Central Pwr & Lht	JCPL SUB-TRANS SUBS	WINDSOR SUB	35300 - Station Equipment	Structure	\$6,543.42	\$3,659.16	\$2,884.26
JCP&L Jersey Central Pwr & Lht	JCPL SUB-TRANS SUBS	WINDSOR SUB	35300 - Station Equipment	Foundation - Equipment	\$6,659.70	\$2,523.97	\$4,135.73
JCP&L Jersey Central Pwr & Lht	JCPL SUB-TRANS SUBS	WINDSOR SUB	35300 - Station Equipment	Cable, Wiring	\$6,703.26	\$272.72	\$6,430.54
JCP&L Jersey Central Pwr & Lht	JCPL SUB-TRANS SUBS	WINDSOR SUB	35300 - Station Equipment	Structural Steel Support	\$6,733.17	\$736.82	\$5,996.35
JCP&L Jersey Central Pwr & Lht	JCPL SUB-TRANS SUBS	WINDSOR SUB	35300 - Station Equipment	Relays	\$6,810.27	\$474.02	\$6,336.25
JCP&L Jersey Central Pwr & Lht	JCPL SUB-TRANS SUBS	WINDSOR SUB	35300 - Station Equipment	Controls and Instrumentation	\$6,858.34	\$2,599.26	\$4,259.08
JCP&L Jersey Central Pwr & Lht	JCPL SUB-TRANS SUBS	WINDSOR SUB	35300 - Station Equipment	Grounding System, Station	\$7,003.70	\$1,911.89	\$5,091.81
JCP&L Jersey Central Pwr & Lht	JCPL SUB-TRANS SUBS	WINDSOR SUB	35300 - Station Equipment	Carrier Equipment System	\$8,293.38	\$2,115.25	\$6,178.13
JCP&L Jersey Central Pwr & Lht	JCPL SUB-TRANS SUBS	WINDSOR SUB	35300 - Station Equipment	Wiring	\$8,371.30	\$1,981.80	\$6,389.50
JCP&L Jersey Central Pwr & Lht	JCPL SUB-TRANS SUBS	WINDSOR SUB	35300 - Station Equipment	Grounding System, Station	\$8,849.60	\$3,353.93	\$5,495.67
JCP&L Jersey Central Pwr & Lht	JCPL SUB-TRANS SUBS	WINDSOR SUB	35300 - Station Equipment	Ground	\$9,471.53	\$1,266.32	\$8,205.21
JCP&L Jersey Central Pwr & Lht	JCPL SUB-TRANS SUBS	WINDSOR SUB	35300 - Station Equipment	Controls and Instrumentation	\$9,819.79	\$2,324.70	\$7,495.09
JCP&L Jersey Central Pwr & Lht	JCPL SUB-TRANS SUBS	WINDSOR SUB	35300 - Station Equipment	Fuse Equipment	\$10,237.84	\$4,257.84	\$5,980.00
JCP&L Jersey Central Pwr & Lht	JCPL SUB-TRANS SUBS	WINDSOR SUB	35300 - Station Equipment	Structure	\$10,885.06	\$4,027.21	\$6,857.85
JCP&L Jersey Central Pwr & Lht	JCPL SUB-TRANS SUBS	WINDSOR SUB	35300 - Station Equipment	Relays	\$11,511.74	\$468.34	\$11,043.40
JCP&L Jersey Central Pwr & Lht	JCPL SUB-TRANS SUBS	WINDSOR SUB	35300 - Station Equipment	Grounding System, Station	\$12,635.11	\$1,221.19	\$11,413.92
JCP&L Jersey Central Pwr & Lht	JCPL SUB-TRANS SUBS	WINDSOR SUB	35300 - Station Equipment	Testing Equipment	\$14,283.55	\$1,909.68	\$12,373.87
JCP&L Jersey Central Pwr & Lht	JCPL SUB-TRANS SUBS	WINDSOR SUB	35300 - Station Equipment	Arresters and Surge Protectors	\$15,350.31	\$1,279.97	\$14,070.34
JCP&L Jersey Central Pwr & Lht	JCPL SUB-TRANS SUBS	WINDSOR SUB	35300 - Station Equipment	Disconnect Switch	\$15,748.02	\$3,580.86	\$12,167.16
JCP&L Jersey Central Pwr & Lht	JCPL SUB-TRANS SUBS	WINDSOR SUB	35300 - Station Equipment	Switch	\$16,341.19	\$3,868.56	\$12,472.63
JCP&L Jersey Central Pwr & Lht	JCPL SUB-TRANS SUBS	WINDSOR SUB	35300 - Station Equipment	Transformer Equipment	\$16,515.74	\$2,011.14	\$14,504.60
JCP&L Jersey Central Pwr & Lht	JCPL SUB-TRANS SUBS	WINDSOR SUB	35300 - Station Equipment	Conduit/Duct System	\$20,201.38	\$5,514.62	\$14,686.76
JCP&L Jersey Central Pwr & Lht	JCPL SUB-TRANS SUBS	WINDSOR SUB	35300 - Station Equipment	Transformer, Instrument	\$21,231.62	\$8,830.05	\$12,401.57
JCP&L Jersey Central Pwr & Lht	JCPL SUB-TRANS SUBS	WINDSOR SUB	35300 - Station Equipment	Structure	\$21,296.73	\$8,071.28	\$13,225.45
JCP&L Jersey Central Pwr & Lht	JCPL SUB-TRANS SUBS	WINDSOR SUB	35300 - Station Equipment	Control Wiring	\$21,333.90	\$2,597.86	\$18,736.04
JCP&L Jersey Central Pwr & Lht	JCPL SUB-TRANS SUBS	WINDSOR SUB	35300 - Station Equipment	Bushings	\$22,406.97	\$903.35	\$21,503.62
JCP&L Jersey Central Pwr & Lht	JCPL SUB-TRANS SUBS	WINDSOR SUB	35300 - Station Equipment	Switchgear	\$22,523.14	\$8,536.09	\$13,987.05
JCP&L Jersey Central Pwr & Lht	JCPL SUB-TRANS SUBS	WINDSOR SUB	35300 - Station Equipment	Switch	\$22,683.97	\$2,762.26	\$19,921.71
JCP&L Jersey Central Pwr & Lht	JCPL SUB-TRANS SUBS	WINDSOR SUB	35300 - Station Equipment	Switch	\$22,981.15	\$2,514.84	\$20,466.31
JCP&L Jersey Central Pwr & Lht	JCPL SUB-TRANS SUBS	WINDSOR SUB	35300 - Station Equipment	Battery Cell Assembly	\$23,784.24	\$1,983.23	\$21,801.01
JCP&L Jersey Central Pwr & Lht	JCPL SUB-TRANS SUBS	WINDSOR SUB	35300 - Station Equipment	Arrester, Lightning & Surge Protect	\$24,113.52	\$9,138.83	\$14,974.69
JCP&L Jersey Central Pwr & Lht	JCPL SUB-TRANS SUBS	WINDSOR SUB	35300 - Station Equipment	Controls and Instrumentation	\$24,305.73	\$6,635.04	\$17,670.69
JCP&L Jersey Central Pwr & Lht	JCPL SUB-TRANS SUBS	WINDSOR SUB	35300 - Station Equipment	Conduit	\$25,323.51	\$2,447.54	\$22,875.97
JCP&L Jersey Central Pwr & Lht	JCPL SUB-TRANS SUBS	WINDSOR SUB	35300 - Station Equipment	Minor Station Equipment	\$25,735.65	\$9,521.57	\$16,214.08
JCP&L Jersey Central Pwr & Lht	JCPL SUB-TRANS SUBS	WINDSOR SUB	35300 - Station Equipment	Non-Unitized	\$26,356.63	\$1,072.30	\$25,284.33
JCP&L Jersey Central Pwr & Lht	JCPL SUB-TRANS SUBS	WINDSOR SUB	35300 - Station Equipment	Foundation - Equipment	\$27,240.09	\$2,632.78	\$24,607.31
JCP&L Jersey Central Pwr & Lht	JCPL SUB-TRANS SUBS	WINDSOR SUB	35300 - Station Equipment	Minor Station Equipment	\$28,290.52	\$5,890.31	\$22,400.21
JCP&L Jersey Central Pwr & Lht	JCPL SUB-TRANS SUBS	WINDSOR SUB	35300 - Station Equipment	Switch	\$29,034.49	\$11,003.83	\$18,030.66
JCP&L Jersey Central Pwr & Lht	JCPL SUB-TRANS SUBS	WINDSOR SUB	35300 - Station Equipment	Bus	\$29,477.35	\$2,849.01	\$26,628.34
JCP&L Jersey Central Pwr & Lht	JCPL SUB-TRANS SUBS	WINDSOR SUB	35300 - Station Equipment	Structure	\$29,571.08	\$8,072.39	\$21,498.69
JCP&L Jersey Central Pwr & Lht	JCPL SUB-TRANS SUBS	WINDSOR SUB	35300 - Station Equipment	Interrupter Assembly	\$30,755.94	\$2,140.74	\$28,615.20
JCP&L Jersey Central Pwr & Lht	JCPL SUB-TRANS SUBS	WINDSOR SUB	35300 - Station Equipment	Conduit/Duct System	\$34,068.87	\$14,168.96	\$19,899.91
JCP&L Jersey Central Pwr & Lht	JCPL SUB-TRANS SUBS	WINDSOR SUB	35300 - Station Equipment	Equipment Enclosure	\$35,079.19	\$7,976.47	\$27,102.72
JCP&L Jersey Central Pwr & Lht	JCPL SUB-TRANS SUBS	WINDSOR SUB	35300 - Station Equipment	Wiring	\$39,835.34	\$15,097.27	\$24,738.07
JCP&L Jersey Central Pwr & Lht	JCPL SUB-TRANS SUBS	WINDSOR SUB	35300 - Station Equipment	Switchgear	\$40,498.85	\$10,693.97	\$29,804.88
JCP&L Jersey Central Pwr & Lht	JCPL SUB-TRANS SUBS	WINDSOR SUB	35300 - Station Equipment	Switch	\$47,369.41	\$4,578.30	\$42,791.11
JCP&L Jersey Central Pwr & Lht	JCPL SUB-TRANS SUBS	WINDSOR SUB	35300 - Station Equipment	Circuit Breaker	\$48,803.61	\$5,340.62	\$43,462.99
JCP&L Jersey Central Pwr & Lht	JCPL SUB-TRANS SUBS	WINDSOR SUB	35300 - Station Equipment	Grounding System, Station	\$50,830.39	\$21,139.94	\$29,690.45
JCP&L Jersey Central Pwr & Lht	JCPL SUB-TRANS SUBS	WINDSOR SUB	35300 - Station Equipment	Arrester, Lightning & Surge Protect	\$51,342.25	\$21,352.81	\$29,989.44
JCP&L Jersey Central Pwr & Lht	JCPL SUB-TRANS SUBS	WINDSOR SUB	35300 - Station Equipment	Circuit Breaker	\$52,939.42	\$19,586.31	\$33,353.11
JCP&L Jersey Central Pwr & Lht	JCPL SUB-TRANS SUBS	WINDSOR SUB	35300 - Station Equipment	Capacitor Bank	\$54,011.61	\$20,469.96	\$33,541.65
JCP&L Jersey Central Pwr & Lht	JCPL SUB-TRANS SUBS	WINDSOR SUB	35300 - Station Equipment	Transformer, Other	\$55,236.21	\$7,384.95	\$47,851.26

Company	Major Location	Asset Location	Utility Account	Asset Retirement Unit	Book Cost	Allocated Reserve	Net Book Value
JCP&L Jersey Central Pwr & Lht	JCPL SUB-TRANS SUBS	WINDSOR SUB	35300 - Station Equipment	Transformer, Power	\$57,026.61	\$15,567.27	\$41,459.34
JCP&L Jersey Central Pwr & Lht	JCPL SUB-TRANS SUBS	WINDSOR SUB	35300 - Station Equipment	Switchgear	\$58,999.56	\$17,666.55	\$41,333.01
JCP&L Jersey Central Pwr & Lht	JCPL SUB-TRANS SUBS	WINDSOR SUB	35300 - Station Equipment	Carrier Equipment System	\$59,994.09	\$24,951.05	\$35,043.04
JCP&L Jersey Central Pwr & Lht	JCPL SUB-TRANS SUBS	WINDSOR SUB	35300 - Station Equipment	Cable, Wiring	\$61,319.90	\$5,113.11	\$56,206.79
JCP&L Jersey Central Pwr & Lht	JCPL SUB-TRANS SUBS	WINDSOR SUB	35300 - Station Equipment	Control Wiring	\$62,401.87	\$6,031.19	\$56,370.68
JCP&L Jersey Central Pwr & Lht	JCPL SUB-TRANS SUBS	WINDSOR SUB	35300 - Station Equipment	Structure	\$64,575.68	\$14,683.52	\$49,892.16
JCP&L Jersey Central Pwr & Lht	JCPL SUB-TRANS SUBS	WINDSOR SUB	35300 - Station Equipment	Circuit Breaker	\$65,941.84	\$14,994.17	\$50,947.67
JCP&L Jersey Central Pwr & Lht	JCPL SUB-TRANS SUBS	WINDSOR SUB	35300 - Station Equipment	Arresters and Surge Protectors	\$68,597.45	\$3,837.96	\$64,759.49
JCP&L Jersey Central Pwr & Lht	JCPL SUB-TRANS SUBS	WINDSOR SUB	35300 - Station Equipment	Structural Steel Support	\$70,897.65	\$6,852.32	\$64,045.33
JCP&L Jersey Central Pwr & Lht	JCPL SUB-TRANS SUBS	WINDSOR SUB	35300 - Station Equipment	Controls and Instrumentation	\$78,307.26	\$32,567.34	\$45,739.92
JCP&L Jersey Central Pwr & Lht	JCPL SUB-TRANS SUBS	WINDSOR SUB	35300 - Station Equipment	RTU - SCADA	\$79,674.04	\$4,402.76	\$75,271.28
JCP&L Jersey Central Pwr & Lht	JCPL SUB-TRANS SUBS	WINDSOR SUB	35300 - Station Equipment	Circuit Breaker	\$80,813.25	\$19,131.48	\$61,681.77
JCP&L Jersey Central Pwr & Lht	JCPL SUB-TRANS SUBS	WINDSOR SUB	35300 - Station Equipment	Circuit Breaker	\$85,363.46	\$35,501.95	\$49,861.51
JCP&L Jersey Central Pwr & Lht	JCPL SUB-TRANS SUBS	WINDSOR SUB	35300 - Station Equipment	Arrester, Lightning & Surge Protect	\$85,667.68	\$5,962.81	\$79,704.87
JCP&L Jersey Central Pwr & Lht	JCPL SUB-TRANS SUBS	WINDSOR SUB	35300 - Station Equipment	Carrier Equipment System	\$95,398.87	\$25,190.67	\$70,208.20
JCP&L Jersey Central Pwr & Lht	JCPL SUB-TRANS SUBS	WINDSOR SUB	35300 - Station Equipment	Capacitor Bank	\$97,003.84	\$23,858.09	\$73,145.75
JCP&L Jersey Central Pwr & Lht	JCPL SUB-TRANS SUBS	WINDSOR SUB	35300 - Station Equipment	Circuit Switcher	\$102,200.69	\$12,445.12	\$89,755.57
JCP&L Jersey Central Pwr & Lht	JCPL SUB-TRANS SUBS	WINDSOR SUB	35300 - Station Equipment	Switching Equipment	\$110,148.51	\$14,726.59	\$95,421.92
JCP&L Jersey Central Pwr & Lht	JCPL SUB-TRANS SUBS	WINDSOR SUB	35300 - Station Equipment	Cabinets/Panels/Consoles	\$114,064.67	\$11,024.44	\$103,040.23
JCP&L Jersey Central Pwr & Lht	JCPL SUB-TRANS SUBS	WINDSOR SUB	35300 - Station Equipment	Wiring	\$118,558.94	\$49,307.68	\$69,251.26
JCP&L Jersey Central Pwr & Lht	JCPL SUB-TRANS SUBS	WINDSOR SUB	35300 - Station Equipment	Switch	\$120,302.11	\$50,032.65	\$70,269.46
JCP&L Jersey Central Pwr & Lht	JCPL SUB-TRANS SUBS	WINDSOR SUB	35300 - Station Equipment	Wiring	\$130,009.04	\$17,381.90	\$112,627.14
JCP&L Jersey Central Pwr & Lht	JCPL SUB-TRANS SUBS	WINDSOR SUB	35300 - Station Equipment	Relaying Equipment	\$131,564.78	\$14,397.23	\$117,167.55
JCP&L Jersey Central Pwr & Lht	JCPL SUB-TRANS SUBS	WINDSOR SUB	35300 - Station Equipment	Switchgear	\$134,003.20	\$55,730.82	\$78,272.38
JCP&L Jersey Central Pwr & Lht	JCPL SUB-TRANS SUBS	WINDSOR SUB	35300 - Station Equipment	Circuit Breaker	\$134,060.06	\$12,957.02	\$121,103.04
JCP&L Jersey Central Pwr & Lht	JCPL SUB-TRANS SUBS	WINDSOR SUB	35300 - Station Equipment	Switchgear	\$149,537.66	\$40,821.17	\$108,716.49
JCP&L Jersey Central Pwr & Lht	JCPL SUB-TRANS SUBS	WINDSOR SUB	35300 - Station Equipment	Relays	\$150,739.95	\$12,569.32	\$138,170.63
JCP&L Jersey Central Pwr & Lht	JCPL SUB-TRANS SUBS	WINDSOR SUB	35300 - Station Equipment	Capacitor Bank	\$168,616.38	\$22,543.61	\$146,072.77
JCP&L Jersey Central Pwr & Lht	JCPL SUB-TRANS SUBS	WINDSOR SUB	35300 - Station Equipment	Structure	\$182,424.11	\$75,868.68	\$106,555.43
JCP&L Jersey Central Pwr & Lht	JCPL SUB-TRANS SUBS	WINDSOR SUB	35300 - Station Equipment	Circuit Switcher	\$186,927.02	\$24,991.69	\$161,935.33
JCP&L Jersey Central Pwr & Lht	JCPL SUB-TRANS SUBS	WINDSOR SUB	35300 - Station Equipment	Bus	\$201,549.21	\$22,055.67	\$179,493.54
JCP&L Jersey Central Pwr & Lht	JCPL SUB-TRANS SUBS	WINDSOR SUB	35300 - Station Equipment	Bushings	\$203,934.52	\$14,194.65	\$189,739.87
JCP&L Jersey Central Pwr & Lht	JCPL SUB-TRANS SUBS	WINDSOR SUB	35300 - Station Equipment	Circuit Breaker	\$206,196.19	\$56,287.96	\$149,908.23
JCP&L Jersey Central Pwr & Lht	JCPL SUB-TRANS SUBS	WINDSOR SUB	35300 - Station Equipment	Transformer, Power	\$553,000.26	\$125,743.76	\$427,256.50
JCP&L Jersey Central Pwr & Lht	JCPL SUB-TRANS SUBS	WINDSOR SUB	35300 - Station Equipment	Non-Unitized	\$558,671.97	\$4,715.34	\$553,956.63
JCP&L Jersey Central Pwr & Lht	JCPL SUB-TRANS SUBS	WINDSOR SUB	35300 - Station Equipment	Transformer, Power	\$681,902.63	\$258,435.51	\$423,467.12
		WINDSOR SUB Total			(\$793,212.33)	(\$1,696,859.81)	\$903,647.48
JCP&L Jersey Central Pwr & Lht	JCPL DIST SUBS	WYKOFF STREET SUB	35300 - Station Equipment	Grounding System, Station	\$1,805.36	\$219.84	\$1,585.52
JCP&L Jersey Central Pwr & Lht	JCPL DIST SUBS	WYKOFF STREET SUB	35300 - Station Equipment	Structural Steel Support	\$2,399.68	\$292.21	\$2,107.47
JCP&L Jersey Central Pwr & Lht	JCPL DIST SUBS	WYKOFF STREET SUB	35300 - Station Equipment	Bus	\$2,715.81	\$330.71	\$2,385.10
JCP&L Jersey Central Pwr & Lht	JCPL DIST SUBS	WYKOFF STREET SUB	35300 - Station Equipment	Conduit	\$3,022.72	\$368.09	\$2,654.63
JCP&L Jersey Central Pwr & Lht	JCPL DIST SUBS	WYKOFF STREET SUB	35300 - Station Equipment	Transformer, Current : Each	\$4,138.27	\$503.93	\$3,634.34
JCP&L Jersey Central Pwr & Lht	JCPL DIST SUBS	WYKOFF STREET SUB	35300 - Station Equipment	Control Wiring	\$21,333.90	\$2,597.86	\$18,736.04
JCP&L Jersey Central Pwr & Lht	JCPL DIST SUBS	WYKOFF STREET SUB	35300 - Station Equipment	Circuit Switcher	\$102,200.69	\$12,445.12	\$89,755.57
		WYKOFF STREET SUB Total			\$137,616.43	\$16,757.76	\$120,858.67
			35300 - Station Equipment Total		\$519,708,609.49	\$102,093,662.88	\$417,614,946.61
JCP&L Jersey Central Pwr & Lht	JCPL TL - 230KV	ATLANTIC to LARRABEE	35400 - Towers And Fixtures	Non-Unitized	(\$115,204.05)	(\$3,317.82)	(\$111,886.23)
JCP&L Jersey Central Pwr & Lht	JCPL TL - 230KV	ATLANTIC to LARRABEE	35400 - Towers And Fixtures	Steel Tower Fully Dressed	\$11,492.17	\$9,943.30	\$1,548.87
JCP&L Jersey Central Pwr & Lht	JCPL TL - 230KV	ATLANTIC to LARRABEE	35400 - Towers And Fixtures	Steel Tower Fully Dressed	\$19,582.90	\$17,718.09	\$1,864.81
JCP&L Jersey Central Pwr & Lht	JCPL TL - 230KV	ATLANTIC to LARRABEE	35400 - Towers And Fixtures	Steel Tower Fully Dressed	\$103,941.99	\$67,165.50	\$36,776.49
JCP&L Jersey Central Pwr & Lht	JCPL TL - 230KV	ATLANTIC to LARRABEE	35400 - Towers And Fixtures	Steel Tower Fully Dressed	\$638,646.27	\$593,716.72	\$44,929.55
		ATLANTIC to LARRABEE Total			\$658,459.28	\$685,225.79	(\$26,766.51)
JCP&L Jersey Central Pwr & Lht	JCPL TL - 230KV	ATLANTIC to OCN VW-890674	35400 - Towers And Fixtures	Steel Tower Fully Dressed	\$251.45	\$217.56	\$33.89
JCP&L Jersey Central Pwr & Lht	JCPL TL - 230KV	ATLANTIC to OCN VW-890674	35400 - Towers And Fixtures	Steel Tower Fully Dressed	\$428.49	\$387.69	\$40.80
JCP&L Jersey Central Pwr & Lht	JCPL TL - 230KV	ATLANTIC to OCN VW-890674	35400 - Towers And Fixtures	Steel Tower Fully Dressed	\$14,627.68	\$13,598.60	\$1,029.08
		ATLANTIC to OCN VW-890674 Total			\$15,307.62	\$14,203.85	\$1,103.77
JCP&L Jersey Central Pwr & Lht	JCPL TL - 230KV	ATLANTIC to RARITAN	35400 - Towers And Fixtures	Steel Tower Fully Dressed	\$7,547.19	\$5,754.87	\$1,792.32
JCP&L Jersey Central Pwr & Lht	JCPL TL - 230KV	ATLANTIC to RARITAN	35400 - Towers And Fixtures	Steel Tower Fully Dressed	\$19,267.51	\$16,670.70	\$2,596.81

Company	Major Location	Asset Location	Utility Account	Asset Retirement Unit	Book Cost	Allocated Reserve	Net Book Value
JCP&L Jersey Central Pwr & Lht	JCPL TL - 230KV	ATLANTIC to RARITAN	35400 - Towers And Fixtures	Steel Tower Fully Dressed	\$21,428.50	\$16,672.97	\$4,755.53
JCP&L Jersey Central Pwr & Lht	JCPL TL - 230KV	ATLANTIC to RARITAN	35400 - Towers And Fixtures	Steel Tower Fully Dressed	\$1,410,976.92	\$1,276,614.57	\$134,362.35
		ATLANTIC to RARITAN Total			\$1,459,220.12	\$1,315,713.11	\$143,507.01
JCP&L Jersey Central Pwr & Lht	JCPL TL - 230KV	CHESTER SUB to W. WHARTON SUB	35400 - Towers And Fixtures	Steel Tower Fully Dressed	\$131,262.34	\$104,133.27	\$27,129.07
JCP&L Jersey Central Pwr & Lht	JCPL TL - 230KV	CHESTER SUB to W. WHARTON SUB	35400 - Towers And Fixtures	Steel Tower Fully Dressed	\$1,056,123.98	\$899,218.49	\$156,905.49
		CHESTER SUB to W. WHARTON SUB Total			\$1,187,386.32	\$1,003,351.76	\$184,034.56
JCP&L Jersey Central Pwr & Lht	JCPL TL - 230KV	COOKSTOWN to COX CORNER-890392	35400 - Towers And Fixtures	Steel Tower Fully Dressed	\$5,806.57	\$4,606.48	\$1,200.09
JCP&L Jersey Central Pwr & Lht	JCPL TL - 230KV	COOKSTOWN to COX CORNER-890392	35400 - Towers And Fixtures	Steel Tower Fully Dressed	\$865,343.88	\$699,460.36	\$165,883.52
		COOKSTOWN to COX CORNER-890392 Total			\$871,150.45	\$704,066.84	\$167,083.61
JCP&L Jersey Central Pwr & Lht	JCPL TL - 230KV	E. FLEM. LP to PS-ROSE-LAMB	35400 - Towers And Fixtures	Steel Tower Fully Dressed	\$16,477.88	\$10,063.93	\$6,413.95
JCP&L Jersey Central Pwr & Lht	JCPL TL - 230KV	E. FLEM. LP to PS-ROSE-LAMB	35400 - Towers And Fixtures	Steel Tower Fully Dressed	\$1,538,226.30	\$966,897.24	\$571,329.06
		E. FLEM. LP to PS-ROSE-LAMB Total			\$1,554,704.18	\$976,961.17	\$577,743.01
JCP&L Jersey Central Pwr & Lht	JCPL TL - 230KV	GILBERT SUB to GLEN GARDNER SUB	35400 - Towers And Fixtures	Steel Tower Fully Dressed	\$10,740.48	\$8,839.07	\$1,901.41
JCP&L Jersey Central Pwr & Lht	JCPL TL - 230KV	GILBERT SUB to GLEN GARDNER SUB	35400 - Towers And Fixtures	Steel Tower Fully Dressed	\$12,195.86	\$10,552.15	\$1,643.71
JCP&L Jersey Central Pwr & Lht	JCPL TL - 230KV	GILBERT SUB to GLEN GARDNER SUB	35400 - Towers And Fixtures	Steel Tower Fully Dressed	\$938,438.60	\$849,074.40	\$89,364.20
		GILBERT SUB to GLEN GARDNER SUB Total			\$961,374.94	\$868,465.62	\$92,909.32
JCP&L Jersey Central Pwr & Lht	JCPL TL - 230KV	GILBERT to HOSENSACK NJ	35400 - Towers And Fixtures	Steel Tower Fully Dressed	\$14,053.26	\$11,767.61	\$2,285.65
		GILBERT to HOSENSACK NJ Total			\$14,053.26	\$11,767.61	\$2,285.65
JCP&L Jersey Central Pwr & Lht	JCPL TL - 230KV	GILBERT to MARTINS CRK	35400 - Towers And Fixtures	Steel Tower Fully Dressed	\$5,907,564.85	\$3,393,855.66	\$2,513,709.19
		GILBERT to MARTINS CRK Total			\$5,907,564.85	\$3,393,855.66	\$2,513,709.19
JCP&L Jersey Central Pwr & Lht	JCPL TL - 230KV	GLEN GARDNER SUB to CHESTER SUB	35400 - Towers And Fixtures	Steel Tower Fully Dressed	\$621,899.88	\$529,505.89	\$92,393.99
		GLEN GARDNER SUB to CHESTER SUB Total			\$621,899.88	\$529,505.89	\$92,393.99
JCP&L Jersey Central Pwr & Lht	JCPL TL - 115KV	HOLLAND to BETHLEHEM	35400 - Towers And Fixtures	Steel Tower Fully Dressed	\$7,145.86	\$7,340.49	(\$194.63)
		HOLLAND to BETHLEHEM Total			\$7,145.86	\$7,340.49	(\$194.63)
JCP&L Jersey Central Pwr & Lht	JCPL TL - 34KV	JCPL TL - 34KV	35400 - Towers And Fixtures	Steel Tower Fully Dressed	\$30.47	\$13.79	\$16.68
JCP&L Jersey Central Pwr & Lht	JCPL TL - 34KV	JCPL TL - 34KV	35400 - Towers And Fixtures	Steel Tower Fully Dressed	\$599.48	\$733.18	(\$133.70)
JCP&L Jersey Central Pwr & Lht	JCPL TL - 34KV	JCPL TL - 34KV	35400 - Towers And Fixtures	Steel Tower Fully Dressed	\$889.25	\$800.16	\$89.09
JCP&L Jersey Central Pwr & Lht	JCPL TL - 34KV	JCPL TL - 34KV	35400 - Towers And Fixtures	Steel Tower Fully Dressed	\$895.37	\$241.37	\$654.00
JCP&L Jersey Central Pwr & Lht	JCPL TL - 34KV	JCPL TL - 34KV	35400 - Towers And Fixtures	Steel Tower Fully Dressed	\$1,716.45	\$1,589.35	\$127.10
JCP&L Jersey Central Pwr & Lht	JCPL TL - 34KV	JCPL TL - 34KV	35400 - Towers And Fixtures	Steel Tower Fully Dressed	\$1,851.57	\$2,277.10	(\$425.53)
JCP&L Jersey Central Pwr & Lht	JCPL TL - 34KV	JCPL TL - 34KV	35400 - Towers And Fixtures	Steel Tower Fully Dressed	\$1,971.22	\$2,453.56	(\$482.34)
JCP&L Jersey Central Pwr & Lht	JCPL TL - 34KV	JCPL TL - 34KV	35400 - Towers And Fixtures	Steel Tower Fully Dressed	\$1,980.28	\$1,906.45	\$73.83
JCP&L Jersey Central Pwr & Lht	JCPL TL - 34KV	JCPL TL - 34KV	35400 - Towers And Fixtures	Steel Tower Fully Dressed	\$2,506.66	\$829.53	\$1,677.13
JCP&L Jersey Central Pwr & Lht	JCPL TL - 34KV	JCPL TL - 34KV	35400 - Towers And Fixtures	Steel Tower Fully Dressed	\$3,839.81	\$1,349.09	\$2,490.72
JCP&L Jersey Central Pwr & Lht	JCPL TL - 34KV	JCPL TL - 34KV	35400 - Towers And Fixtures	Steel Tower Fully Dressed	\$4,898.33	\$6,007.73	(\$1,109.40)
JCP&L Jersey Central Pwr & Lht	JCPL TL - 34KV	JCPL TL - 34KV	35400 - Towers And Fixtures	Steel Tower Fully Dressed	\$11,924.19	\$14,301.80	(\$2,377.61)
JCP&L Jersey Central Pwr & Lht	JCPL TL - 34KV	JCPL TL - 34KV	35400 - Towers And Fixtures	Steel Tower Fully Dressed	\$16,024.36	\$14,201.66	\$1,822.70
JCP&L Jersey Central Pwr & Lht	JCPL TL - 34KV	JCPL TL - 34KV	35400 - Towers And Fixtures	Steel Tower Fully Dressed	\$17,397.65	\$15,884.89	\$1,512.76
JCP&L Jersey Central Pwr & Lht	JCPL TL - 34KV	JCPL TL - 34KV	35400 - Towers And Fixtures	Steel Tower Fully Dressed	\$17,759.29	\$14,447.49	\$3,311.80
JCP&L Jersey Central Pwr & Lht	JCPL TL - 34KV	JCPL TL - 34KV	35400 - Towers And Fixtures	Steel Tower Fully Dressed	\$20,550.27	\$24,821.66	(\$4,271.39)
JCP&L Jersey Central Pwr & Lht	JCPL TL - 34KV	JCPL TL - 34KV	35400 - Towers And Fixtures	Steel Tower Fully Dressed	\$25,350.03	\$30,174.47	(\$4,824.44)
JCP&L Jersey Central Pwr & Lht	JCPL TL - 34KV	JCPL TL - 34KV	35400 - Towers And Fixtures	Steel Tower Fully Dressed	\$26,794.69	\$27,268.61	(\$473.92)
JCP&L Jersey Central Pwr & Lht	JCPL TL - 34KV	JCPL TL - 34KV	35400 - Towers And Fixtures	Steel Tower Fully Dressed	\$26,978.28	\$22,758.56	\$4,219.72
JCP&L Jersey Central Pwr & Lht	JCPL TL - 34KV	JCPL TL - 34KV	35400 - Towers And Fixtures	Steel Tower Fully Dressed	\$27,254.09	\$33,133.32	(\$5,879.23)
JCP&L Jersey Central Pwr & Lht	JCPL TL - 34KV	JCPL TL - 34KV	35400 - Towers And Fixtures	Steel Tower Fully Dressed	\$27,805.42	\$30,957.89	(\$3,152.47)
JCP&L Jersey Central Pwr & Lht	JCPL TL - 34KV	JCPL TL - 34KV	35400 - Towers And Fixtures	Steel Tower Fully Dressed	\$32,624.24	\$39,535.83	(\$6,911.59)
JCP&L Jersey Central Pwr & Lht	JCPL TL - 34KV	JCPL TL - 34KV	35400 - Towers And Fixtures	Steel Tower Fully Dressed	\$37,550.76	\$32,224.02	\$5,326.74
JCP&L Jersey Central Pwr & Lht	JCPL TL - 34KV	JCPL TL - 34KV	35400 - Towers And Fixtures	Steel Tower Fully Dressed	\$40,021.81	\$25,809.02	\$14,212.79
JCP&L Jersey Central Pwr & Lht	JCPL TL - 34KV	JCPL TL - 34KV	35400 - Towers And Fixtures	Steel Tower Fully Dressed	\$48,686.61	\$58,603.96	(\$9,917.35)
JCP&L Jersey Central Pwr & Lht	JCPL TL - 34KV	JCPL TL - 34KV	35400 - Towers And Fixtures	Steel Tower Fully Dressed	\$57,433.07	\$45,832.29	\$11,600.78
JCP&L Jersey Central Pwr & Lht	JCPL TL - 34KV	JCPL TL - 34KV	35400 - Towers And Fixtures	Steel Tower Fully Dressed	\$66,554.67	\$62,463.63	\$4,091.04
JCP&L Jersey Central Pwr & Lht	JCPL TL - 34KV	JCPL TL - 34KV	35400 - Towers And Fixtures	Steel Tower Fully Dressed	\$70,370.96	\$70,884.52	(\$513.56)
JCP&L Jersey Central Pwr & Lht	JCPL TL - 34KV	JCPL TL - 34KV	35400 - Towers And Fixtures	Non-Unitized	\$70,973.95	\$2,044.01	\$68,929.94
JCP&L Jersey Central Pwr & Lht	JCPL TL - 34KV	JCPL TL - 34KV	35400 - Towers And Fixtures	Steel Tower Fully Dressed	\$71,970.54	\$74,673.33	(\$2,702.79)
JCP&L Jersey Central Pwr & Lht	JCPL TL - 34KV	JCPL TL - 34KV	35400 - Towers And Fixtures	Steel Tower Fully Dressed	\$86,635.12	\$84,411.84	\$2,223.28
JCP&L Jersey Central Pwr & Lht	JCPL TL - 34KV	JCPL TL - 34KV	35400 - Towers And Fixtures	Steel Tower Fully Dressed	\$86,828.48	\$99,591.37	(\$12,762.89)
JCP&L Jersey Central Pwr & Lht	JCPL TL - 34KV	JCPL TL - 34KV	35400 - Towers And Fixtures	Steel Tower Fully Dressed	\$263,651.24	\$315,046.07	(\$51,394.83)
		JCPL TL - 34KV Total			\$1,172,318.61	\$1,157,271.55	\$15,047.06

Company	Major Location	Asset Location	Utility Account	Asset Retirement Unit	Book Cost	Allocated Reserve	Net Book Value
JCP&L Jersey Central Pwr & Lht	JCPL TL - 230KV	KITTATINNY to MONTVILLE TAP to TWR 75-2085	35400 - Towers And Fixtures	Steel Tower Fully Dressed	\$2,425,238.30	\$1,258,073.11	\$1,167,165.19
		KITTATINNY to MONTVILLE TAP to TWR 75-2085 Total			\$2,425,238.30	\$1,258,073.11	\$1,167,165.19
JCP&L Jersey Central Pwr & Lht	JCPL TL - 230KV	LARRABEE to COOKSTOWN	35400 - Towers And Fixtures	Steel Tower Fully Dressed	\$97,681.26	\$63,119.93	\$34,561.33
JCP&L Jersey Central Pwr & Lht	JCPL TL - 230KV	LARRABEE to COOKSTOWN	35400 - Towers And Fixtures	Steel Tower Fully Dressed	\$1,335,225.13	\$1,118,061.58	\$217,163.55
		LARRABEE to COOKSTOWN Total			\$1,432,906.39	\$1,181,181.51	\$251,724.88
JCP&L Jersey Central Pwr & Lht	JCPL TL - 230KV	LARRABEE to MANITOU	35400 - Towers And Fixtures	Steel Tower Fully Dressed	\$9,180.16	\$7,942.89	\$1,237.27
JCP&L Jersey Central Pwr & Lht	JCPL TL - 230KV	LARRABEE to MANITOU	35400 - Towers And Fixtures	Steel Tower Fully Dressed	\$18,514.10	\$17,433.57	\$1,080.53
JCP&L Jersey Central Pwr & Lht	JCPL TL - 230KV	LARRABEE to MANITOU	35400 - Towers And Fixtures	Steel Tower Fully Dressed	\$28,375.17	\$22,510.64	\$5,864.53
JCP&L Jersey Central Pwr & Lht	JCPL TL - 230KV	LARRABEE to MANITOU	35400 - Towers And Fixtures	Steel Tower Fully Dressed	\$881,510.44	\$786,210.83	\$95,299.61
		LARRABEE to MANITOU Total			\$937,579.87	\$834,097.93	\$103,481.94
JCP&L Jersey Central Pwr & Lht	JCPL TL - 230KV	LARRABEE to PLEASANT VALLEY to MONMOUTH COUNTY RECLAMATION CENTER	35400 - Towers And Fixtures	Steel Tower Fully Dressed	\$14,811.18	\$10,578.51	\$4,232.67
JCP&L Jersey Central Pwr & Lht	JCPL TL - 230KV	LARRABEE to PLEASANT VALLEY to MONMOUTH COUNTY RECLAMATION CENTER	35400 - Towers And Fixtures	Steel Tower Fully Dressed	\$58,554.43	\$24,763.25	\$33,791.18
JCP&L Jersey Central Pwr & Lht	JCPL TL - 230KV	LARRABEE to PLEASANT VALLEY to MONMOUTH COUNTY RECLAMATION CENTER	35400 - Towers And Fixtures	Steel Tower Fully Dressed	\$78,896.41	\$50,981.49	\$27,914.92
JCP&L Jersey Central Pwr & Lht	JCPL TL - 230KV	LARRABEE to PLEASANT VALLEY to MONMOUTH COUNTY RECLAMATION CENTER	35400 - Towers And Fixtures	Steel Tower Fully Dressed	\$493,536.91	\$470,508.55	\$23,028.36
JCP&L Jersey Central Pwr & Lht	JCPL TL - 230KV	LARRABEE to PLEASANT VALLEY to MONMOUTH COUNTY RECLAMATION CENTER	35400 - Towers And Fixtures	Steel Tower Fully Dressed	\$1,823,369.43	\$1,716,952.50	\$106,416.93
		LARRABEE to PLEASANT VALLEY to MONMOUTH COUNTY RECLAMATION CENTER Total			\$2,469,168.36	\$2,273,784.30	\$195,384.06
JCP&L Jersey Central Pwr & Lht	JCPL TL - 115KV	LEBANON	35400 - Towers And Fixtures	Steel Tower Fully Dressed	\$2,275.36	\$2,742.22	(\$466.86)
		LEBANON Total			\$2,275.36	\$2,742.22	(\$466.86)
JCP&L Jersey Central Pwr & Lht	JCPL TL - 230KV	MANITOU to OYSTER CREEK	35400 - Towers And Fixtures	Steel Tower Fully Dressed	\$663,713.82	\$583,207.19	\$80,506.63
		MANITOU to OYSTER CREEK Total			\$663,713.82	\$583,207.19	\$80,506.63
JCP&L Jersey Central Pwr & Lht	JCPL TL - 230KV	PORTLAND to GRAYSTONE to WHIPPANY	35400 - Towers And Fixtures	Steel Tower Fully Dressed	\$225.70	\$133.78	\$91.92
JCP&L Jersey Central Pwr & Lht	JCPL TL - 230KV	PORTLAND to GRAYSTONE to WHIPPANY	35400 - Towers And Fixtures	Steel Tower Fully Dressed	\$12,222.14	\$10,406.33	\$1,815.81
JCP&L Jersey Central Pwr & Lht	JCPL TL - 230KV	PORTLAND to GRAYSTONE to WHIPPANY	35400 - Towers And Fixtures	Steel Tower Fully Dressed	\$29,348.98	\$25,393.43	\$3,955.55
JCP&L Jersey Central Pwr & Lht	JCPL TL - 230KV	PORTLAND to GRAYSTONE to WHIPPANY	35400 - Towers And Fixtures	Steel Tower Fully Dressed	\$47,282.05	\$42,170.41	\$5,111.64
JCP&L Jersey Central Pwr & Lht	JCPL TL - 230KV	PORTLAND to GRAYSTONE to WHIPPANY	35400 - Towers And Fixtures	Steel Tower Fully Dressed	\$55,678.47	\$41,575.18	\$14,103.29
JCP&L Jersey Central Pwr & Lht	JCPL TL - 230KV	PORTLAND to GRAYSTONE to WHIPPANY	35400 - Towers And Fixtures	Steel Tower Fully Dressed	\$185,406.04	\$167,750.48	\$17,655.56
JCP&L Jersey Central Pwr & Lht	JCPL TL - 230KV	PORTLAND to GRAYSTONE to WHIPPANY	35400 - Towers And Fixtures	Steel Tower Fully Dressed	\$2,364,774.27	\$2,198,409.49	\$166,364.78
		PORTLAND to GRAYSTONE to WHIPPANY Total			\$2,694,937.65	\$2,485,839.10	\$209,098.55
JCP&L Jersey Central Pwr & Lht	JCPL TL - 230KV	PORTLAND to KITTATINNY	35400 - Towers And Fixtures	Steel Tower Fully Dressed	\$3,966.78	\$3,432.15	\$534.63
JCP&L Jersey Central Pwr & Lht	JCPL TL - 230KV	PORTLAND to KITTATINNY	35400 - Towers And Fixtures	Steel Tower Fully Dressed	\$357,822.41	\$319,138.43	\$38,683.98
		PORTLAND to KITTATINNY Total			\$361,789.19	\$322,570.58	\$39,218.61
JCP&L Jersey Central Pwr & Lht	JCPL TL - 115KV	RARITAN to LARRABEE	35400 - Towers And Fixtures	Steel Tower Fully Dressed	\$6,976.87	\$7,846.36	(\$869.49)
JCP&L Jersey Central Pwr & Lht	JCPL TL - 115KV	RARITAN to LARRABEE	35400 - Towers And Fixtures	Steel Tower Fully Dressed	\$326,416.85	\$322,071.91	\$4,344.94
		RARITAN to LARRABEE Total			\$333,393.72	\$329,918.27	\$3,475.45
JCP&L Jersey Central Pwr & Lht	JCPL TL - 230KV	RARITAN TRAINOR	35400 - Towers And Fixtures	Steel Tower Fully Dressed	\$918.96	\$831.45	\$87.51
JCP&L Jersey Central Pwr & Lht	JCPL TL - 230KV	RARITAN TRAINOR	35400 - Towers And Fixtures	Steel Tower Fully Dressed	\$995.20	\$758.86	\$236.34
JCP&L Jersey Central Pwr & Lht	JCPL TL - 230KV	RARITAN TRAINOR	35400 - Towers And Fixtures	Steel Tower Fully Dressed	\$1,625.08	\$1,406.06	\$219.02
JCP&L Jersey Central Pwr & Lht	JCPL TL - 230KV	RARITAN TRAINOR	35400 - Towers And Fixtures	Steel Tower Fully Dressed	\$6,359.56	\$4,542.16	\$1,817.40
JCP&L Jersey Central Pwr & Lht	JCPL TL - 230KV	RARITAN TRAINOR	35400 - Towers And Fixtures	Steel Tower Fully Dressed	\$12,799.74	\$11,247.17	\$1,552.57
JCP&L Jersey Central Pwr & Lht	JCPL TL - 230KV	RARITAN TRAINOR	35400 - Towers And Fixtures	Steel Tower Fully Dressed	\$21,291.76	\$16,566.58	\$4,725.18
JCP&L Jersey Central Pwr & Lht	JCPL TL - 230KV	RARITAN TRAINOR	35400 - Towers And Fixtures	Steel Tower Fully Dressed	\$36,713.74	\$27,414.19	\$9,299.55
JCP&L Jersey Central Pwr & Lht	JCPL TL - 230KV	RARITAN TRAINOR	35400 - Towers And Fixtures	Steel Tower Fully Dressed	\$46,918.34	\$39,947.81	\$6,970.53
JCP&L Jersey Central Pwr & Lht	JCPL TL - 230KV	RARITAN TRAINOR	35400 - Towers And Fixtures	Steel Tower Fully Dressed	\$247,887.15	\$291,905.66	(\$44,018.51)
JCP&L Jersey Central Pwr & Lht	JCPL TL - 230KV	RARITAN TRAINOR	35400 - Towers And Fixtures	Steel Tower Fully Dressed	\$278,242.75	\$255,248.53	\$22,994.22
JCP&L Jersey Central Pwr & Lht	JCPL TL - 230KV	RARITAN TRAINOR	35400 - Towers And Fixtures	Steel Tower Fully Dressed	\$682,784.76	\$608,969.28	\$73,815.48
		RARITAN TRAINOR Total			\$1,336,537.04	\$1,258,837.75	\$77,699.29
JCP&L Jersey Central Pwr & Lht	JCPL TL - 230KV	RED BANK to ATLANTIC CITY	35400 - Towers And Fixtures	Steel Tower Fully Dressed	\$8,640.96	\$6,855.06	\$1,785.90
JCP&L Jersey Central Pwr & Lht	JCPL TL - 230KV	RED BANK to ATLANTIC CITY	35400 - Towers And Fixtures	Steel Tower Fully Dressed	\$21,619.98	\$15,795.37	\$5,824.61
JCP&L Jersey Central Pwr & Lht	JCPL TL - 230KV	RED BANK to ATLANTIC CITY	35400 - Towers And Fixtures	Steel Tower Fully Dressed	\$103,808.89	\$83,909.07	\$19,899.82
JCP&L Jersey Central Pwr & Lht	JCPL TL - 230KV	RED BANK to ATLANTIC CITY	35400 - Towers And Fixtures	Steel Tower Fully Dressed	\$683,704.21	\$562,666.45	\$121,037.76
JCP&L Jersey Central Pwr & Lht	JCPL TL - 230KV	RED BANK to ATLANTIC CITY	35400 - Towers And Fixtures	Steel Tower Fully Dressed	\$1,110,012.12	\$929,477.64	\$180,534.48
JCP&L Jersey Central Pwr & Lht	JCPL TL - 230KV	RED BANK to ATLANTIC CITY	35400 - Towers And Fixtures	Steel Tower Fully Dressed	\$1,292,688.91	\$901,760.85	\$390,928.06
		RED BANK to ATLANTIC CITY Total			\$3,220,475.07	\$2,500,464.44	\$720,010.63
JCP&L Jersey Central Pwr & Lht	JCPL TL - 115KV	ROXBURY to MINE HILL	35400 - Towers And Fixtures	Steel Tower Fully Dressed	\$3,281.31	\$3,954.57	(\$673.26)
		ROXBURY to MINE HILL Total			\$3,281.31	\$3,954.57	(\$673.26)
JCP&L Jersey Central Pwr & Lht	JCPL TL - 230KV	TOWER 12 to RARITAN	35400 - Towers And Fixtures	Steel Tower Fully Dressed	\$14,724.16	\$17,338.80	(\$2,614.64)
JCP&L Jersey Central Pwr & Lht	JCPL TL - 230KV	TOWER 12 to RARITAN	35400 - Towers And Fixtures	Steel Tower Fully Dressed	\$22,436.85	\$23,862.48	(\$1,425.63)
JCP&L Jersey Central Pwr & Lht	JCPL TL - 230KV	TOWER 12 to RARITAN	35400 - Towers And Fixtures	Steel Tower Fully Dressed	\$45,943.25	\$42,146.46	\$3,796.79

Company	Major Location	Asset Location	Utility Account	Asset Retirement Unit	Book Cost	Allocated Reserve	Net Book Value
JCP&L Jersey Central Pwr & Lht	JCPL TL - 230KV	TOWER 12 to RARITAN	35400 - Towers And Fixtures	Steel Tower Fully Dressed	\$485,212.33	\$384,929.51	\$100,282.82
		TOWER 12 to RARITAN Total			\$568,316.59	\$468,277.25	\$100,039.34
JCP&L Jersey Central Pwr & Lht	JCPL TL - 230KV	TRAINOR to WHIPPANY	35400 - Towers And Fixtures	Steel Tower Fully Dressed	\$1,064,987.03	\$921,451.85	\$143,535.18
		TRAINOR to WHIPPANY Total			\$1,064,987.03	\$921,451.85	\$143,535.18
JCP&L Jersey Central Pwr & Lht	JCPL - UNSPECIFIED	Unspecified JCPL	35400 - Towers And Fixtures	Non-Unitized	\$10,813.66	\$520.45	\$10,293.21
JCP&L Jersey Central Pwr & Lht	JCPL - UNSPECIFIED	Unspecified JCPL	35400 - Towers And Fixtures	Unspecified	\$809,970.93	\$38,983.03	\$770,987.90
		Unspecified JCPL Total			\$820,784.59	\$39,503.48	\$781,281.11
JCP&L Jersey Central Pwr & Lht	JCPL TL - 115KV	VERNON to HARDYSTON	35400 - Towers And Fixtures	Steel Tower Fully Dressed	\$50,910.14	\$39,611.89	\$11,298.25
JCP&L Jersey Central Pwr & Lht	JCPL TL - 115KV	VERNON to HARDYSTON	35400 - Towers And Fixtures	Steel Tower Fully Dressed	\$77,757.73	\$93,712.00	(\$15,954.27)
		VERNON to HARDYSTON Total			\$128,667.87	\$133,323.89	(\$4,656.02)
JCP&L Jersey Central Pwr & Lht	JCPL TL - 230KV	W WHARTON SUB to WHIPPANY SUB	35400 - Towers And Fixtures	Steel Tower Fully Dressed	\$122,506.75	\$95,319.41	\$27,187.34
JCP&L Jersey Central Pwr & Lht	JCPL TL - 230KV	W WHARTON SUB to WHIPPANY SUB	35400 - Towers And Fixtures	Steel Tower Fully Dressed	\$221,607.75	\$147,049.70	\$74,558.05
JCP&L Jersey Central Pwr & Lht	JCPL TL - 230KV	W WHARTON SUB to WHIPPANY SUB	35400 - Towers And Fixtures	Steel Tower Fully Dressed	\$264,197.85	\$137,050.54	\$127,147.31
JCP&L Jersey Central Pwr & Lht	JCPL TL - 230KV	W WHARTON SUB to WHIPPANY SUB	35400 - Towers And Fixtures	Steel Tower Fully Dressed	\$1,036,344.00	\$896,669.22	\$139,674.78
		W WHARTON SUB to WHIPPANY SUB Total			\$1,644,656.35	\$1,276,088.87	\$368,567.48
JCP&L Jersey Central Pwr & Lht	JCPL TL - 230KV	W WHARTON to FRANKLIN	35400 - Towers And Fixtures	Steel Tower Fully Dressed	\$40,129.15	\$31,223.48	\$8,905.67
JCP&L Jersey Central Pwr & Lht	JCPL TL - 230KV	W WHARTON to FRANKLIN	35400 - Towers And Fixtures	Steel Tower Fully Dressed	\$119,173.72	\$96,328.52	\$22,845.20
JCP&L Jersey Central Pwr & Lht	JCPL TL - 230KV	W WHARTON to FRANKLIN	35400 - Towers And Fixtures	Steel Tower Fully Dressed	\$1,500,288.22	\$1,234,688.67	\$265,599.55
		W WHARTON to FRANKLIN Total			\$1,659,591.09	\$1,362,240.67	\$297,350.42
JCP&L Jersey Central Pwr & Lht	JCPL TL - 230KV	WARNER to BRDG TWR 12 (230KV)	35400 - Towers And Fixtures	Steel Tower Fully Dressed	\$90,316.75	\$106,805.84	(\$16,489.09)
JCP&L Jersey Central Pwr & Lht	JCPL TL - 230KV	WARNER to BRDG TWR 12 (230KV)	35400 - Towers And Fixtures	Steel Tower Fully Dressed	\$157,917.20	\$125,279.15	\$32,638.05
		WARNER to BRDG TWR 12 (230KV) Total			\$248,233.95	\$232,084.99	\$16,148.96
JCP&L Jersey Central Pwr & Lht	JCPL TL - 230KV	WHIPPANY to ROSELAND TIE	35400 - Towers And Fixtures	Steel Tower Fully Dressed	\$329,161.15	\$22,236.09	\$306,925.06
JCP&L Jersey Central Pwr & Lht	JCPL TL - 230KV	WHIPPANY to ROSELAND TIE	35400 - Towers And Fixtures	Steel Tower Fully Dressed	\$355,718.98	\$347,134.03	\$8,584.95
		WHIPPANY to ROSELAND TIE Total			\$684,880.13	\$369,370.12	\$315,510.01
JCP&L Jersey Central Pwr & Lht	JCPL TL - 115KV	WHITE TWP to DELAWARE RIVER	35400 - Towers And Fixtures	Steel Tower Fully Dressed	\$6,712.25	\$6,693.80	\$18.45
JCP&L Jersey Central Pwr & Lht	JCPL TL - 115KV	WHITE TWP to DELAWARE RIVER	35400 - Towers And Fixtures	Steel Tower Fully Dressed	\$43,803.50	\$36,679.22	\$7,124.28
		WHITE TWP to DELAWARE RIVER Total			\$50,515.75	\$43,373.02	\$7,142.73
			35400 - Towers And Fixtures Total		\$37,182,514.80	\$28,548,114.45	\$8,634,400.35
JCP&L Jersey Central Pwr & Lht	JCPL TL - 230KV	ATLANTIC to LARRABEE	35500 - Poles And Fixtures	Non-Unitized	(\$2,378.23)	(\$228.56)	(\$2,149.67)
JCP&L Jersey Central Pwr & Lht	JCPL TL - 230KV	ATLANTIC to LARRABEE	35500 - Poles And Fixtures	Wood Pole	\$9,666.00	\$1,176.91	\$8,489.09
JCP&L Jersey Central Pwr & Lht	JCPL TL - 230KV	ATLANTIC to LARRABEE	35500 - Poles And Fixtures	Crossarm	\$35,863.42	\$5,261.59	\$30,601.83
JCP&L Jersey Central Pwr & Lht	JCPL TL - 230KV	ATLANTIC to LARRABEE	35500 - Poles And Fixtures	Wood Pole	\$50,745.61	\$7,444.98	\$43,300.63
JCP&L Jersey Central Pwr & Lht	JCPL TL - 230KV	ATLANTIC to LARRABEE	35500 - Poles And Fixtures	Wood Pole	\$53,555.34	\$2,274.75	\$51,280.59
JCP&L Jersey Central Pwr & Lht	JCPL TL - 230KV	ATLANTIC to LARRABEE	35500 - Poles And Fixtures	Phase Raiser	\$740,145.64	\$31,437.57	\$708,708.07
		ATLANTIC to LARRABEE Total			\$887,597.78	\$47,367.25	\$840,230.53
JCP&L Jersey Central Pwr & Lht	JCPL TL - 230KV	ATLANTIC to OCN VW-890674	35500 - Poles And Fixtures	Crossarm	\$355,553.62	\$308,326.87	\$47,226.75
JCP&L Jersey Central Pwr & Lht	JCPL TL - 230KV	ATLANTIC to OCN VW-890674	35500 - Poles And Fixtures	Wood Pole	\$533,330.42	\$462,490.30	\$70,840.12
		ATLANTIC to OCN VW-890674 Total			\$888,884.04	\$770,817.17	\$118,066.87
JCP&L Jersey Central Pwr & Lht	JCPL TL - 230KV	ATLANTIC to RARITAN	35500 - Poles And Fixtures	Crossarm	\$381.15	\$360.43	\$20.72
JCP&L Jersey Central Pwr & Lht	JCPL TL - 230KV	ATLANTIC to RARITAN	35500 - Poles And Fixtures	Wood Pole	\$931,640.42	\$159,330.76	\$772,309.66
		ATLANTIC to RARITAN Total			\$932,021.57	\$159,691.19	\$772,330.38
JCP&L Jersey Central Pwr & Lht	JCPL DIST SUBS	BUCKEYE SUB	35500 - Poles And Fixtures	Crossarm	\$1,692.51	\$117.96	\$1,574.55
		BUCKEYE SUB Total			\$1,692.51	\$117.96	\$1,574.55
JCP&L Jersey Central Pwr & Lht	JCPL TL - 115KV	CR NJ - TL 115KV EASEMENTS	35500 - Poles And Fixtures	Wood Pole	\$11,032.41	\$768.91	\$10,263.50
JCP&L Jersey Central Pwr & Lht	JCPL TL - 115KV	CR NJ - TL 115KV EASEMENTS	35500 - Poles And Fixtures	Crossarm	\$25,253.59	\$1,760.06	\$23,493.53
		CR NJ - TL 115KV EASEMENTS Total			\$36,286.00	\$2,528.97	\$33,757.03
JCP&L Jersey Central Pwr & Lht	JCPL TL - 34KV	CR NJ - TL 34KV (JCPL)	35500 - Poles And Fixtures	Wood Pole	(\$8,086.43)	\$7,558.52	(\$1,644.95)
JCP&L Jersey Central Pwr & Lht	JCPL TL - 34KV	CR NJ - TL 34KV (JCPL)	35500 - Poles And Fixtures	Crossarm	(\$947.42)	\$336.93	(\$1,284.35)
JCP&L Jersey Central Pwr & Lht	JCPL TL - 34KV	CR NJ - TL 34KV (JCPL)	35500 - Poles And Fixtures	Crossarm	\$0.01	\$74.07	(\$74.06)
JCP&L Jersey Central Pwr & Lht	JCPL TL - 34KV	CR NJ - TL 34KV (JCPL)	35500 - Poles And Fixtures	Wood Pole	\$1.34	\$9,926.24	(\$9,924.90)
JCP&L Jersey Central Pwr & Lht	JCPL TL - 34KV	CR NJ - TL 34KV (JCPL)	35500 - Poles And Fixtures	Crossarm	\$317.97	\$3,552.76	(\$3,234.79)
JCP&L Jersey Central Pwr & Lht	JCPL TL - 34KV	CR NJ - TL 34KV (JCPL)	35500 - Poles And Fixtures	Wood Pole	\$2,625.93	\$74,933.14	(\$72,307.21)
		CR NJ - TL 34KV (JCPL) Total			(\$6,088.60)	\$96,381.66	(\$102,470.26)
JCP&L Jersey Central Pwr & Lht	JCPL TL - 230KV	E. FLEM. LP to PS-ROSE-LAMB	35500 - Poles And Fixtures	Crossarm	\$14,301.99	\$4,687.41	\$9,614.58
JCP&L Jersey Central Pwr & Lht	JCPL TL - 230KV	E. FLEM. LP to PS-ROSE-LAMB	35500 - Poles And Fixtures	Wood Pole	\$21,453.00	\$7,031.12	\$14,421.88
		E. FLEM. LP to PS-ROSE-LAMB Total			\$35,754.99	\$11,718.53	\$24,036.46
JCP&L Jersey Central Pwr & Lht	JCPL SUB-TRANS SUBS	E. FLEMINGTON SUB	35500 - Poles And Fixtures	Crossarm	\$3,200.92	\$307.62	\$2,893.30

Company	Major Location	Asset Location	Utility Account	Asset Retirement Unit	Book Cost	Allocated Reserve	Net Book Value
JCP&L Jersey Central Pwr & Lht	JCPL SUB-TRANS SUBS	E. FLEMINGTON SUB	35500 - Poles And Fixtures	Wood Pole	\$5,982.84	\$574.98	\$5,407.86
		E. FLEMINGTON SUB Total			\$9,183.76	\$882.60	\$8,301.16
JCP&L Jersey Central Pwr & Lht	JCPL TL - 230KV	EATON CREST LOOP	35500 - Poles And Fixtures	Crossarm	\$21,100.83	\$303.57	\$20,797.26
JCP&L Jersey Central Pwr & Lht	JCPL TL - 230KV	EATON CREST LOOP	35500 - Poles And Fixtures	Non-Unitized	\$43,774.32	\$629.78	\$43,144.54
JCP&L Jersey Central Pwr & Lht	JCPL TL - 230KV	EATON CREST LOOP	35500 - Poles And Fixtures	Non-Unitized	\$1,891,215.79	\$27,208.64	\$1,864,007.15
		EATON CREST LOOP Total			\$1,956,090.94	\$28,141.99	\$1,927,948.95
JCP&L Jersey Central Pwr & Lht	JCPL TL - 115KV	ENGLISHTOWN-WYCOFF STREET 115KV	35500 - Poles And Fixtures	Non-Unitized	\$305.77	\$4.40	\$301.37
		ENGLISHTOWN-WYCOFF STREET 115KV Total			\$305.77	\$4.40	\$301.37
JCP&L Jersey Central Pwr & Lht	JCPL TL - 230KV	FRANKLIN SUB to HAMBURG SUB	35500 - Poles And Fixtures	Crossarm	\$5.56	\$0.39	\$5.17
JCP&L Jersey Central Pwr & Lht	JCPL TL - 230KV	FRANKLIN SUB to HAMBURG SUB	35500 - Poles And Fixtures	Wood Pole	\$19.43	\$1.35	\$18.08
JCP&L Jersey Central Pwr & Lht	JCPL TL - 230KV	FRANKLIN SUB to HAMBURG SUB	35500 - Poles And Fixtures	Crossarm	\$1,298.13	\$452.86	\$845.27
JCP&L Jersey Central Pwr & Lht	JCPL TL - 230KV	FRANKLIN SUB to HAMBURG SUB	35500 - Poles And Fixtures	Wood Pole	\$1,947.20	\$679.29	\$1,267.91
		FRANKLIN SUB to HAMBURG SUB Total			\$3,270.32	\$1,133.90	\$2,136.42
JCP&L Jersey Central Pwr & Lht	JCPL TL - 230KV	FRANKLIN to MONTVILLE	35500 - Poles And Fixtures	Wood Pole	\$61,011.35	\$13,296.19	\$47,715.16
		FRANKLIN to MONTVILLE Total			\$61,011.35	\$13,296.19	\$47,715.16
JCP&L Jersey Central Pwr & Lht	JCPL TL - 230KV	FRENEAU to ABERDEEN	35500 - Poles And Fixtures	Crossarm	\$712,808.83	\$445,296.08	\$267,512.75
JCP&L Jersey Central Pwr & Lht	JCPL TL - 230KV	FRENEAU to ABERDEEN	35500 - Poles And Fixtures	Wood Pole	\$1,069,213.25	\$667,944.13	\$401,269.12
		FRENEAU to ABERDEEN Total			\$1,782,022.08	\$1,113,240.21	\$668,781.87
JCP&L Jersey Central Pwr & Lht	JCPL TL - 230KV	GAS TURBINE to (RARITAN RVR)	35500 - Poles And Fixtures	Crossarm	\$14,156.79	\$14,134.68	\$22.11
JCP&L Jersey Central Pwr & Lht	JCPL TL - 230KV	GAS TURBINE to (RARITAN RVR)	35500 - Poles And Fixtures	Wood Pole	\$21,235.18	\$21,202.02	\$33.16
		GAS TURBINE to (RARITAN RVR) Total			\$35,391.97	\$35,336.70	\$55.27
JCP&L Jersey Central Pwr & Lht	JCPL TL - 115KV	GILBERT MORRIS PARK to W. WHARTON	35500 - Poles And Fixtures	Wood Pole	\$1,497.85	\$522.53	\$975.32
JCP&L Jersey Central Pwr & Lht	JCPL TL - 115KV	GILBERT MORRIS PARK to W. WHARTON	35500 - Poles And Fixtures	Crossarm	\$2,807.25	\$411.86	\$2,395.39
JCP&L Jersey Central Pwr & Lht	JCPL TL - 115KV	GILBERT MORRIS PARK to W. WHARTON	35500 - Poles And Fixtures	Wood Pole	\$2,935.94	\$1,639.92	\$1,296.02
JCP&L Jersey Central Pwr & Lht	JCPL TL - 115KV	GILBERT MORRIS PARK to W. WHARTON	35500 - Poles And Fixtures	Crossarm	\$6,058.56	\$257.34	\$5,801.22
JCP&L Jersey Central Pwr & Lht	JCPL TL - 115KV	GILBERT MORRIS PARK to W. WHARTON	35500 - Poles And Fixtures	Wood Pole	\$7,317.17	\$310.79	\$7,006.38
JCP&L Jersey Central Pwr & Lht	JCPL TL - 115KV	GILBERT MORRIS PARK to W. WHARTON	35500 - Poles And Fixtures	Crossarm	\$12,981.32	\$4,528.59	\$8,452.73
JCP&L Jersey Central Pwr & Lht	JCPL TL - 115KV	GILBERT MORRIS PARK to W. WHARTON	35500 - Poles And Fixtures	Crossarm	\$13,705.87	\$7,655.65	\$6,050.22
JCP&L Jersey Central Pwr & Lht	JCPL TL - 115KV	GILBERT MORRIS PARK to W. WHARTON	35500 - Poles And Fixtures	Wood Pole	\$14,182.39	\$2,080.73	\$12,101.66
JCP&L Jersey Central Pwr & Lht	JCPL TL - 115KV	GILBERT MORRIS PARK to W. WHARTON	35500 - Poles And Fixtures	Non-Unitized	\$54,106.44	\$778.42	\$53,328.02
JCP&L Jersey Central Pwr & Lht	JCPL TL - 115KV	GILBERT MORRIS PARK to W. WHARTON	35500 - Poles And Fixtures	Wood Pole	\$126,823.59	\$8,839.00	\$117,984.59
JCP&L Jersey Central Pwr & Lht	JCPL TL - 115KV	GILBERT MORRIS PARK to W. WHARTON	35500 - Poles And Fixtures	Crossarm	\$147,657.56	\$25,252.65	\$122,404.91
		GILBERT MORRIS PARK to W. WHARTON Total			\$390,073.94	\$52,277.49	\$337,796.45
JCP&L Jersey Central Pwr & Lht	JCPL TL - 230KV	GILBERT STATION TIE LINE	35500 - Poles And Fixtures	Crossarm	\$334.04	\$307.09	\$26.95
JCP&L Jersey Central Pwr & Lht	JCPL TL - 230KV	GILBERT STATION TIE LINE	35500 - Poles And Fixtures	Wood Pole	\$2,051.96	\$1,886.41	\$165.55
		GILBERT STATION TIE LINE Total			\$2,386.00	\$2,193.51	\$192.49
JCP&L Jersey Central Pwr & Lht	JCPL SUB-TRANS SUBS	GILBERT SUB	35500 - Poles And Fixtures	Non-Unitized	(\$27,913.04)	(\$4,095.18)	(\$23,817.86)
		GILBERT SUB Total			(\$27,913.04)	(\$4,095.18)	(\$23,817.86)
JCP&L Jersey Central Pwr & Lht	JCPL TL - 230KV	GILBERT SUB to GLEN GARDNER SUB	35500 - Poles And Fixtures	Non-Unitized	\$7.54	\$0.53	\$7.01
JCP&L Jersey Central Pwr & Lht	JCPL TL - 230KV	GILBERT SUB to GLEN GARDNER SUB	35500 - Poles And Fixtures	Crossarm	\$27,572.90	\$1,921.70	\$25,651.20
JCP&L Jersey Central Pwr & Lht	JCPL TL - 230KV	GILBERT SUB to GLEN GARDNER SUB	35500 - Poles And Fixtures	Wood Pole Fully Dressed - TBT	\$89,791.77	\$6,258.06	\$83,533.71
		GILBERT SUB to GLEN GARDNER SUB Total			\$117,372.21	\$8,180.30	\$109,191.91
JCP&L Jersey Central Pwr & Lht	JCPL TL - 230KV	GILBERT to MARTINS CRK	35500 - Poles And Fixtures	Crossarm	\$50,501.74	\$33,855.83	\$16,645.91
JCP&L Jersey Central Pwr & Lht	JCPL TL - 230KV	GILBERT to MARTINS CRK	35500 - Poles And Fixtures	Wood Pole	\$75,752.60	\$50,783.74	\$24,968.86
		GILBERT to MARTINS CRK Total			\$126,254.34	\$84,639.57	\$41,614.77
JCP&L Jersey Central Pwr & Lht	JCPL TL - 230KV	GLEN GARDNER to WHIPPANY-MORRISTOWN	35500 - Poles And Fixtures	Non-Unitized	(\$24,664.83)	(\$1,719.02)	(\$22,945.81)
JCP&L Jersey Central Pwr & Lht	JCPL TL - 230KV	GLEN GARDNER to WHIPPANY-MORRISTOWN	35500 - Poles And Fixtures	Crossarm	\$5,873.28	\$4,355.53	\$1,517.75
JCP&L Jersey Central Pwr & Lht	JCPL TL - 230KV	GLEN GARDNER to WHIPPANY-MORRISTOWN	35500 - Poles And Fixtures	Wood Pole	\$8,809.91	\$6,533.28	\$2,276.63
JCP&L Jersey Central Pwr & Lht	JCPL TL - 230KV	GLEN GARDNER to WHIPPANY-MORRISTOWN	35500 - Poles And Fixtures	Crossarm	\$19,730.87	\$15,114.63	\$4,616.24
JCP&L Jersey Central Pwr & Lht	JCPL TL - 230KV	GLEN GARDNER to WHIPPANY-MORRISTOWN	35500 - Poles And Fixtures	Wood Pole	\$31,076.12	\$23,805.55	\$7,270.57
JCP&L Jersey Central Pwr & Lht	JCPL TL - 230KV	GLEN GARDNER to WHIPPANY-MORRISTOWN	35500 - Poles And Fixtures	Wood Pole	\$143,400.18	\$46,998.73	\$96,401.45
JCP&L Jersey Central Pwr & Lht	JCPL TL - 230KV	GLEN GARDNER to WHIPPANY-MORRISTOWN	35500 - Poles And Fixtures	Crossarm	\$196,653.84	\$13,705.84	\$182,948.00
JCP&L Jersey Central Pwr & Lht	JCPL TL - 230KV	GLEN GARDNER to WHIPPANY-MORRISTOWN	35500 - Poles And Fixtures	Wood Pole	\$550,850.81	\$192,166.86	\$358,683.95
JCP&L Jersey Central Pwr & Lht	JCPL TL - 230KV	GLEN GARDNER to WHIPPANY-MORRISTOWN	35500 - Poles And Fixtures	Wood Pole	\$663,997.07	\$46,277.45	\$617,719.62
JCP&L Jersey Central Pwr & Lht	JCPL TL - 230KV	GLEN GARDNER to WHIPPANY-MORRISTOWN	35500 - Poles And Fixtures	Crossarm	\$1,229,921.76	\$972,679.74	\$257,242.02
JCP&L Jersey Central Pwr & Lht	JCPL TL - 230KV	GLEN GARDNER to WHIPPANY-MORRISTOWN	35500 - Poles And Fixtures	Wood Pole	\$1,899,143.90	\$1,501,931.95	\$397,211.95
		GLEN GARDNER to WHIPPANY-MORRISTOWN Total			\$4,724,792.91	\$2,821,850.53	\$1,902,942.38
JCP&L Jersey Central Pwr & Lht	JCPL DIST SUBS	HYSON SUB	35500 - Poles And Fixtures	Crossarm	\$902.73	\$86.76	\$815.97

Company	Major Location	Asset Location	Utility Account	Asset Retirement Unit	Book Cost	Allocated Reserve	Net Book Value
		HYSON SUB Total			\$902.73	\$86.76	\$815.97
JCP&L Jersey Central Pwr & Lht	JCPL DIST LINES	JCPL DISTRIBUTION LINES	35500 - Poles And Fixtures	Wood Pole	\$0.89	\$1.28	(\$0.39)
JCP&L Jersey Central Pwr & Lht	JCPL DIST LINES	JCPL DISTRIBUTION LINES	35500 - Poles And Fixtures	Crossarm	\$0.91	\$1.31	(\$0.40)
JCP&L Jersey Central Pwr & Lht	JCPL DIST LINES	JCPL DISTRIBUTION LINES	35500 - Poles And Fixtures	Non-Unitized	\$113.38	\$13.80	\$99.58
JCP&L Jersey Central Pwr & Lht	JCPL DIST LINES	JCPL DISTRIBUTION LINES	35500 - Poles And Fixtures	Non-Unitized	\$790.10	\$11.37	\$778.73
JCP&L Jersey Central Pwr & Lht	JCPL DIST LINES	JCPL DISTRIBUTION LINES	35500 - Poles And Fixtures	Non-Unitized	\$4,715.42	\$453.18	\$4,262.24
JCP&L Jersey Central Pwr & Lht	JCPL DIST LINES	JCPL DISTRIBUTION LINES	35500 - Poles And Fixtures	Crossarm	\$5,401.83	\$657.71	\$4,744.12
JCP&L Jersey Central Pwr & Lht	JCPL DIST LINES	JCPL DISTRIBUTION LINES	35500 - Poles And Fixtures	Crossarm	\$12,377.83	\$862.67	\$11,515.16
JCP&L Jersey Central Pwr & Lht	JCPL DIST LINES	JCPL DISTRIBUTION LINES	35500 - Poles And Fixtures	Non-Unitized	\$17,444.97	\$1,215.83	\$16,229.14
JCP&L Jersey Central Pwr & Lht	JCPL DIST LINES	JCPL DISTRIBUTION LINES	35500 - Poles And Fixtures	Wood Pole	\$21,318.98	\$2,595.75	\$18,723.23
JCP&L Jersey Central Pwr & Lht	JCPL DIST LINES	JCPL DISTRIBUTION LINES	35500 - Poles And Fixtures	Crossarm	\$21,385.07	\$2,055.20	\$19,329.87
JCP&L Jersey Central Pwr & Lht	JCPL DIST LINES	JCPL DISTRIBUTION LINES	35500 - Poles And Fixtures	Wood Pole	\$34,793.61	\$1,477.85	\$33,315.76
JCP&L Jersey Central Pwr & Lht	JCPL DIST LINES	JCPL DISTRIBUTION LINES	35500 - Poles And Fixtures	Crossarm	\$74,594.39	\$3,168.38	\$71,426.01
JCP&L Jersey Central Pwr & Lht	JCPL DIST LINES	JCPL DISTRIBUTION LINES	35500 - Poles And Fixtures	Crossarm	\$77,138.28	\$1,109.78	\$76,028.50
JCP&L Jersey Central Pwr & Lht	JCPL DIST LINES	JCPL DISTRIBUTION LINES	35500 - Poles And Fixtures	Wood Pole	\$103,917.11	\$7,242.53	\$96,674.58
JCP&L Jersey Central Pwr & Lht	JCPL DIST LINES	JCPL DISTRIBUTION LINES	35500 - Poles And Fixtures	Wood Pole	\$150,427.58	\$2,164.18	\$148,263.40
JCP&L Jersey Central Pwr & Lht	JCPL DIST LINES	JCPL DISTRIBUTION LINES	35500 - Poles And Fixtures	Non-Unitized	\$200,813.01	\$2,889.06	\$197,923.95
JCP&L Jersey Central Pwr & Lht	JCPL DIST LINES	JCPL DISTRIBUTION LINES	35500 - Poles And Fixtures	Wood Pole	\$233,733.94	\$22,462.85	\$211,271.09
JCP&L Jersey Central Pwr & Lht	JCPL DIST LINES	JCPL DISTRIBUTION LINES	35500 - Poles And Fixtures	Non-Unitized	\$245,498.58	\$10,427.51	\$235,071.07
		JCPL DISTRIBUTION LINES Total			\$1,204,465.88	\$58,810.24	\$1,145,655.64
JCP&L Jersey Central Pwr & Lht	JCPL TL - 34KV	JCPL TL - 34KV	35500 - Poles And Fixtures	Non-Unitized	(\$210,857.64)	(\$3,033.57)	(\$207,824.07)
JCP&L Jersey Central Pwr & Lht	JCPL TL - 34KV	JCPL TL - 34KV	35500 - Poles And Fixtures	Non-Unitized	(\$61,224.13)	(\$4,267.03)	(\$56,957.10)
JCP&L Jersey Central Pwr & Lht	JCPL TL - 34KV	JCPL TL - 34KV	35500 - Poles And Fixtures	Non-Unitized	(\$54,959.54)	(\$5,281.85)	(\$49,677.69)
JCP&L Jersey Central Pwr & Lht	JCPL TL - 34KV	JCPL TL - 34KV	35500 - Poles And Fixtures	Non-Unitized	(\$10,317.05)	(\$438.57)	(\$9,878.48)
JCP&L Jersey Central Pwr & Lht	JCPL TL - 34KV	JCPL TL - 34KV	35500 - Poles And Fixtures	Non-Unitized	(\$8,044.35)	(\$979.47)	(\$7,064.88)
JCP&L Jersey Central Pwr & Lht	JCPL TL - 34KV	JCPL TL - 34KV	35500 - Poles And Fixtures	Non-Unitized	\$8.15	\$1.19	\$6.96
JCP&L Jersey Central Pwr & Lht	JCPL TL - 34KV	JCPL TL - 34KV	35500 - Poles And Fixtures	Wood Pole	\$770.18	\$1,108.11	(\$337.93)
JCP&L Jersey Central Pwr & Lht	JCPL TL - 34KV	JCPL TL - 34KV	35500 - Poles And Fixtures	Wood Pole	\$781.79	\$1,124.89	(\$343.10)
JCP&L Jersey Central Pwr & Lht	JCPL TL - 34KV	JCPL TL - 34KV	35500 - Poles And Fixtures	Wood Pole	\$1,388.87	\$1,998.39	(\$609.52)
JCP&L Jersey Central Pwr & Lht	JCPL TL - 34KV	JCPL TL - 34KV	35500 - Poles And Fixtures	Crossarm	\$1,985.84	\$325.55	\$1,660.29
JCP&L Jersey Central Pwr & Lht	JCPL TL - 34KV	JCPL TL - 34KV	35500 - Poles And Fixtures	Wood Pole	\$2,064.37	\$2,970.34	(\$905.97)
JCP&L Jersey Central Pwr & Lht	JCPL TL - 34KV	JCPL TL - 34KV	35500 - Poles And Fixtures	Wood Pole	\$2,106.18	\$3,030.50	(\$924.32)
JCP&L Jersey Central Pwr & Lht	JCPL TL - 34KV	JCPL TL - 34KV	35500 - Poles And Fixtures	Steel Pole Fully Dressed	\$2,497.29	\$2,451.69	\$45.60
JCP&L Jersey Central Pwr & Lht	JCPL TL - 34KV	JCPL TL - 34KV	35500 - Poles And Fixtures	Crossarm	\$2,515.97	\$621.01	\$1,894.96
JCP&L Jersey Central Pwr & Lht	JCPL TL - 34KV	JCPL TL - 34KV	35500 - Poles And Fixtures	Steel Pole Fully Dressed	\$2,856.83	\$4,106.68	(\$1,249.85)
JCP&L Jersey Central Pwr & Lht	JCPL TL - 34KV	JCPL TL - 34KV	35500 - Poles And Fixtures	Wood Pole	\$3,650.93	\$5,252.41	(\$1,601.48)
JCP&L Jersey Central Pwr & Lht	JCPL TL - 34KV	JCPL TL - 34KV	35500 - Poles And Fixtures	Non-Unitized	\$4,310.76	\$183.10	\$4,127.66
JCP&L Jersey Central Pwr & Lht	JCPL TL - 34KV	JCPL TL - 34KV	35500 - Poles And Fixtures	Wood Pole	\$4,442.59	\$6,318.91	(\$1,876.32)
JCP&L Jersey Central Pwr & Lht	JCPL TL - 34KV	JCPL TL - 34KV	35500 - Poles And Fixtures	Wood Pole	\$4,876.23	\$6,954.83	(\$2,078.60)
JCP&L Jersey Central Pwr & Lht	JCPL TL - 34KV	JCPL TL - 34KV	35500 - Poles And Fixtures	Wood Pole	\$4,940.77	\$6,975.96	(\$2,035.19)
JCP&L Jersey Central Pwr & Lht	JCPL TL - 34KV	JCPL TL - 34KV	35500 - Poles And Fixtures	Crossarm	\$5,226.56	\$617.31	\$4,609.25
JCP&L Jersey Central Pwr & Lht	JCPL TL - 34KV	JCPL TL - 34KV	35500 - Poles And Fixtures	Crossarm	\$7,200.00	\$1,336.61	\$5,863.39
JCP&L Jersey Central Pwr & Lht	JCPL TL - 34KV	JCPL TL - 34KV	35500 - Poles And Fixtures	Wood Pole	\$7,751.81	\$11,128.04	(\$3,376.23)
JCP&L Jersey Central Pwr & Lht	JCPL TL - 34KV	JCPL TL - 34KV	35500 - Poles And Fixtures	Wood Pole	\$9,411.89	\$13,521.87	(\$4,109.98)
JCP&L Jersey Central Pwr & Lht	JCPL TL - 34KV	JCPL TL - 34KV	35500 - Poles And Fixtures	Crossarm	\$10,296.63	\$1,456.53	\$8,840.10
JCP&L Jersey Central Pwr & Lht	JCPL TL - 34KV	JCPL TL - 34KV	35500 - Poles And Fixtures	Crossarm	\$13,090.38	\$1,228.08	\$11,862.30
JCP&L Jersey Central Pwr & Lht	JCPL TL - 34KV	JCPL TL - 34KV	35500 - Poles And Fixtures	Wood Pole	\$14,340.73	\$20,329.38	(\$5,988.65)
JCP&L Jersey Central Pwr & Lht	JCPL TL - 34KV	JCPL TL - 34KV	35500 - Poles And Fixtures	Wood Pole	\$28,342.76	\$39,827.59	(\$11,484.83)
JCP&L Jersey Central Pwr & Lht	JCPL TL - 34KV	JCPL TL - 34KV	35500 - Poles And Fixtures	Wood Pole	\$33,360.07	\$45,970.28	(\$12,610.21)
JCP&L Jersey Central Pwr & Lht	JCPL TL - 34KV	JCPL TL - 34KV	35500 - Poles And Fixtures	Steel Pole Fully Dressed	\$47,256.40	\$3,293.54	\$43,962.86
JCP&L Jersey Central Pwr & Lht	JCPL TL - 34KV	JCPL TL - 34KV	35500 - Poles And Fixtures	Wood Pole	\$47,830.29	\$66,404.76	(\$18,574.47)
JCP&L Jersey Central Pwr & Lht	JCPL TL - 34KV	JCPL TL - 34KV	35500 - Poles And Fixtures	Wood Pole	\$50,959.53	\$71,210.00	(\$20,250.47)
JCP&L Jersey Central Pwr & Lht	JCPL TL - 34KV	JCPL TL - 34KV	35500 - Poles And Fixtures	Wood Pole	\$96,950.13	\$36,454.46	\$60,495.67
JCP&L Jersey Central Pwr & Lht	JCPL TL - 34KV	JCPL TL - 34KV	35500 - Poles And Fixtures	Crossarm	\$135,840.16	\$5,709.44	\$130,130.72
JCP&L Jersey Central Pwr & Lht	JCPL TL - 34KV	JCPL TL - 34KV	35500 - Poles And Fixtures	Wood Pole	\$153,084.73	\$207,149.12	(\$54,064.39)
JCP&L Jersey Central Pwr & Lht	JCPL TL - 34KV	JCPL TL - 34KV	35500 - Poles And Fixtures	Steel Pole Fully Dressed - TBT	\$166,023.92	\$27,217.79	\$138,806.13
JCP&L Jersey Central Pwr & Lht	JCPL TL - 34KV	JCPL TL - 34KV	35500 - Poles And Fixtures	Wood Pole	\$170,010.91	\$232,285.35	(\$62,274.44)
JCP&L Jersey Central Pwr & Lht	JCPL TL - 34KV	JCPL TL - 34KV	35500 - Poles And Fixtures	Pole Banding Wrap	\$177,956.58	\$12,402.73	\$165,553.85

Company	Major Location	Asset Location	Utility Account	Asset Retirement Unit	Book Cost	Allocated Reserve	Net Book Value
JCP&L Jersey Central Pwr & Lht	JCPL TL - 34KV	JCPL TL - 34KV	35500 - Poles And Fixtures	Non-Unitized	\$198,775.21	\$13,853.69	\$184,921.52
JCP&L Jersey Central Pwr & Lht	JCPL TL - 34KV	JCPL TL - 34KV	35500 - Poles And Fixtures	Wood Pole	\$226,879.43	\$303,696.28	(\$76,816.85)
JCP&L Jersey Central Pwr & Lht	JCPL TL - 34KV	JCPL TL - 34KV	35500 - Poles And Fixtures	Pole Banding Wrap	\$238,313.02	\$28,147.17	\$210,165.85
JCP&L Jersey Central Pwr & Lht	JCPL TL - 34KV	JCPL TL - 34KV	35500 - Poles And Fixtures	Wood Pole	\$259,084.63	\$342,645.10	(\$83,560.47)
JCP&L Jersey Central Pwr & Lht	JCPL TL - 34KV	JCPL TL - 34KV	35500 - Poles And Fixtures	Crossarm	\$261,883.66	\$3,767.68	\$258,115.98
JCP&L Jersey Central Pwr & Lht	JCPL TL - 34KV	JCPL TL - 34KV	35500 - Poles And Fixtures	Wood Pole	\$314,153.63	\$290,904.41	\$23,249.22
JCP&L Jersey Central Pwr & Lht	JCPL TL - 34KV	JCPL TL - 34KV	35500 - Poles And Fixtures	Wood Pole	\$349,318.46	\$426,593.11	(\$77,274.65)
JCP&L Jersey Central Pwr & Lht	JCPL TL - 34KV	JCPL TL - 34KV	35500 - Poles And Fixtures	Wood Pole	\$413,528.20	\$110,069.27	\$303,458.93
JCP&L Jersey Central Pwr & Lht	JCPL TL - 34KV	JCPL TL - 34KV	35500 - Poles And Fixtures	Wood Pole	\$435,203.61	\$541,423.11	(\$106,219.50)
JCP&L Jersey Central Pwr & Lht	JCPL TL - 34KV	JCPL TL - 34KV	35500 - Poles And Fixtures	Wood Pole	\$440,520.57	\$337,720.86	\$102,799.71
JCP&L Jersey Central Pwr & Lht	JCPL TL - 34KV	JCPL TL - 34KV	35500 - Poles And Fixtures	Wood Pole	\$451,107.69	\$588,695.62	(\$137,587.93)
JCP&L Jersey Central Pwr & Lht	JCPL TL - 34KV	JCPL TL - 34KV	35500 - Poles And Fixtures	Crossarm	\$457,383.23	\$31,405.64	\$425,977.59
JCP&L Jersey Central Pwr & Lht	JCPL TL - 34KV	JCPL TL - 34KV	35500 - Poles And Fixtures	Wood Pole	\$483,525.03	\$137,855.45	\$345,669.58
JCP&L Jersey Central Pwr & Lht	JCPL TL - 34KV	JCPL TL - 34KV	35500 - Poles And Fixtures	Wood Pole	\$501,982.56	\$575,545.09	(\$73,562.53)
JCP&L Jersey Central Pwr & Lht	JCPL TL - 34KV	JCPL TL - 34KV	35500 - Poles And Fixtures	Wood Pole	\$533,013.48	\$638,155.74	(\$105,142.26)
JCP&L Jersey Central Pwr & Lht	JCPL TL - 34KV	JCPL TL - 34KV	35500 - Poles And Fixtures	Wood Pole	\$578,437.91	\$743,897.00	(\$165,459.09)
JCP&L Jersey Central Pwr & Lht	JCPL TL - 34KV	JCPL TL - 34KV	35500 - Poles And Fixtures	Wood Pole	\$580,915.24	\$521,920.04	\$58,995.20
JCP&L Jersey Central Pwr & Lht	JCPL TL - 34KV	JCPL TL - 34KV	35500 - Poles And Fixtures	Wood Pole	\$608,108.07	\$712,900.73	(\$104,792.66)
JCP&L Jersey Central Pwr & Lht	JCPL TL - 34KV	JCPL TL - 34KV	35500 - Poles And Fixtures	Wood Pole	\$608,786.60	\$770,546.88	(\$161,760.28)
JCP&L Jersey Central Pwr & Lht	JCPL TL - 34KV	JCPL TL - 34KV	35500 - Poles And Fixtures	Wood Pole	\$614,225.74	\$440,688.96	\$173,536.78
JCP&L Jersey Central Pwr & Lht	JCPL TL - 34KV	JCPL TL - 34KV	35500 - Poles And Fixtures	Wood Pole	\$625,883.19	\$545,279.03	\$80,604.16
JCP&L Jersey Central Pwr & Lht	JCPL TL - 34KV	JCPL TL - 34KV	35500 - Poles And Fixtures	Wood Pole	\$661,577.49	\$558,617.32	\$102,960.17
JCP&L Jersey Central Pwr & Lht	JCPL TL - 34KV	JCPL TL - 34KV	35500 - Poles And Fixtures	Wood Pole	\$679,410.84	\$742,590.36	(\$63,179.52)
JCP&L Jersey Central Pwr & Lht	JCPL TL - 34KV	JCPL TL - 34KV	35500 - Poles And Fixtures	Wood Pole	\$681,759.28	\$669,310.01	\$12,449.27
JCP&L Jersey Central Pwr & Lht	JCPL TL - 34KV	JCPL TL - 34KV	35500 - Poles And Fixtures	Wood Pole	\$709,915.57	\$756,414.47	(\$46,498.90)
JCP&L Jersey Central Pwr & Lht	JCPL TL - 34KV	JCPL TL - 34KV	35500 - Poles And Fixtures	Wood Pole	\$774,628.31	\$613,540.80	\$161,087.51
JCP&L Jersey Central Pwr & Lht	JCPL TL - 34KV	JCPL TL - 34KV	35500 - Poles And Fixtures	Non-Unitized	\$801,411.53	\$11,531.11	\$789,880.42
JCP&L Jersey Central Pwr & Lht	JCPL TL - 34KV	JCPL TL - 34KV	35500 - Poles And Fixtures	Wood Pole	\$813,008.76	\$349,443.61	\$463,565.15
JCP&L Jersey Central Pwr & Lht	JCPL TL - 34KV	JCPL TL - 34KV	35500 - Poles And Fixtures	Wood Pole	\$816,915.97	\$779,164.83	\$37,751.14
JCP&L Jersey Central Pwr & Lht	JCPL TL - 34KV	JCPL TL - 34KV	35500 - Poles And Fixtures	Wood Pole	\$852,968.10	\$571,965.08	\$281,003.02
JCP&L Jersey Central Pwr & Lht	JCPL TL - 34KV	JCPL TL - 34KV	35500 - Poles And Fixtures	Wood Pole	\$858,050.98	\$961,062.36	(\$103,011.38)
JCP&L Jersey Central Pwr & Lht	JCPL TL - 34KV	JCPL TL - 34KV	35500 - Poles And Fixtures	Wood Pole	\$1,007,476.21	\$1,045,467.48	(\$37,991.27)
JCP&L Jersey Central Pwr & Lht	JCPL TL - 34KV	JCPL TL - 34KV	35500 - Poles And Fixtures	Wood Pole	\$1,088,745.84	\$1,099,360.79	(\$10,614.95)
JCP&L Jersey Central Pwr & Lht	JCPL TL - 34KV	JCPL TL - 34KV	35500 - Poles And Fixtures	Wood Pole	\$1,111,530.20	\$671,773.60	\$439,756.60
JCP&L Jersey Central Pwr & Lht	JCPL TL - 34KV	JCPL TL - 34KV	35500 - Poles And Fixtures	Wood Pole	\$1,222,654.16	\$503,494.21	\$719,159.95
JCP&L Jersey Central Pwr & Lht	JCPL TL - 34KV	JCPL TL - 34KV	35500 - Poles And Fixtures	Wood Pole	\$1,256,779.62	\$932,249.74	\$324,529.88
JCP&L Jersey Central Pwr & Lht	JCPL TL - 34KV	JCPL TL - 34KV	35500 - Poles And Fixtures	Wood Pole	\$1,294,267.75	\$121,660.75	\$1,172,607.00
JCP&L Jersey Central Pwr & Lht	JCPL TL - 34KV	JCPL TL - 34KV	35500 - Poles And Fixtures	Wood Pole	\$1,379,654.47	\$957,108.79	\$422,545.68
JCP&L Jersey Central Pwr & Lht	JCPL TL - 34KV	JCPL TL - 34KV	35500 - Poles And Fixtures	Wood Pole	\$1,390,817.18	\$870,500.16	\$520,317.02
JCP&L Jersey Central Pwr & Lht	JCPL TL - 34KV	JCPL TL - 34KV	35500 - Poles And Fixtures	Wood Pole	\$1,412,781.70	\$556,478.92	\$856,302.78
JCP&L Jersey Central Pwr & Lht	JCPL TL - 34KV	JCPL TL - 34KV	35500 - Poles And Fixtures	Wood Pole	\$1,443,952.30	\$935,607.57	\$508,344.73
JCP&L Jersey Central Pwr & Lht	JCPL TL - 34KV	JCPL TL - 34KV	35500 - Poles And Fixtures	Wood Pole	\$1,470,271.98	\$1,202,634.37	\$267,637.61
JCP&L Jersey Central Pwr & Lht	JCPL TL - 34KV	JCPL TL - 34KV	35500 - Poles And Fixtures	Wood Pole	\$1,472,298.66	\$474,114.91	\$998,183.75
JCP&L Jersey Central Pwr & Lht	JCPL TL - 34KV	JCPL TL - 34KV	35500 - Poles And Fixtures	Wood Pole	\$1,545,304.82	\$381,426.63	\$1,163,878.19
JCP&L Jersey Central Pwr & Lht	JCPL TL - 34KV	JCPL TL - 34KV	35500 - Poles And Fixtures	Wood Pole	\$1,598,502.68	\$362,874.33	\$1,235,628.35
JCP&L Jersey Central Pwr & Lht	JCPL TL - 34KV	JCPL TL - 34KV	35500 - Poles And Fixtures	Wood Pole	\$1,638,676.53	\$23,575.40	\$1,615,101.13
JCP&L Jersey Central Pwr & Lht	JCPL TL - 34KV	JCPL TL - 34KV	35500 - Poles And Fixtures	Wood Pole	\$1,788,760.19	\$1,006,779.36	\$781,980.83
JCP&L Jersey Central Pwr & Lht	JCPL TL - 34KV	JCPL TL - 34KV	35500 - Poles And Fixtures	Wood Pole	\$1,841,497.75	\$217,537.63	\$1,623,960.12
JCP&L Jersey Central Pwr & Lht	JCPL TL - 34KV	JCPL TL - 34KV	35500 - Poles And Fixtures	Wood Pole	\$1,963,649.93	\$879,669.04	\$1,083,980.89
JCP&L Jersey Central Pwr & Lht	JCPL TL - 34KV	JCPL TL - 34KV	35500 - Poles And Fixtures	Wood Pole	\$2,385,522.16	\$101,110.89	\$2,284,411.27
JCP&L Jersey Central Pwr & Lht	JCPL TL - 34KV	JCPL TL - 34KV	35500 - Poles And Fixtures	Wood Pole	\$2,981,757.61	\$905,560.22	\$2,076,197.39
JCP&L Jersey Central Pwr & Lht	JCPL TL - 34KV	JCPL TL - 34KV	35500 - Poles And Fixtures	Wood Pole	\$3,100,627.53	\$438,603.67	\$2,662,023.86
JCP&L Jersey Central Pwr & Lht	JCPL TL - 34KV	JCPL TL - 34KV	35500 - Poles And Fixtures	Wood Pole	\$3,351,432.29	\$1,955,087.42	\$1,396,344.87
JCP&L Jersey Central Pwr & Lht	JCPL TL - 34KV	JCPL TL - 34KV	35500 - Poles And Fixtures	Wood Pole	\$3,629,846.00	\$595,073.02	\$3,034,772.98
JCP&L Jersey Central Pwr & Lht	JCPL TL - 34KV	JCPL TL - 34KV	35500 - Poles And Fixtures	Wood Pole	\$3,770,193.33	\$1,972,294.60	\$1,797,898.73
JCP&L Jersey Central Pwr & Lht	JCPL TL - 34KV	JCPL TL - 34KV	35500 - Poles And Fixtures	Wood Pole	\$3,941,411.85	\$814,442.25	\$3,126,969.60
JCP&L Jersey Central Pwr & Lht	JCPL TL - 34KV	JCPL TL - 34KV	35500 - Poles And Fixtures	Wood Pole	\$3,968,545.80	\$1,850,691.78	\$2,117,854.02
JCP&L Jersey Central Pwr & Lht	JCPL TL - 34KV	JCPL TL - 34KV	35500 - Poles And Fixtures	Wood Pole	\$4,168,677.44	\$2,262,637.33	\$1,906,040.11

Company	Major Location	Asset Location	Utility Account	Asset Retirement Unit	Book Cost	Allocated Reserve	Net Book Value
JCP&L Jersey Central Pwr & Lht	JCPL TL - 34KV	JCPL TL - 34KV	35500 - Poles And Fixtures	Wood Pole	\$4,297,779.92	\$797,837.24	\$3,499,942.68
JCP&L Jersey Central Pwr & Lht	JCPL TL - 34KV	JCPL TL - 34KV	35500 - Poles And Fixtures	Wood Pole	\$6,730,367.64	\$462,988.92	\$6,267,378.72
JCP&L Jersey Central Pwr & Lht	JCPL TL - 34KV	JCPL TL - 34KV	35500 - Poles And Fixtures	Wood Pole	\$6,793,424.28	\$3,423,003.89	\$3,370,420.39
JCP&L Jersey Central Pwr & Lht	JCPL TL - 34KV	JCPL TL - 34KV	35500 - Poles And Fixtures	Wood Pole	\$9,039,697.52	\$3,237,267.74	\$5,802,429.78
JCP&L Jersey Central Pwr & Lht	JCPL TL - 34KV	JCPL TL - 34KV	35500 - Poles And Fixtures	Wood Pole	\$11,016,531.18	\$5,342,527.09	\$5,674,004.09
		JCPL TL - 34KV Total			\$112,802,840.03	\$51,347,756.47	\$61,455,083.56
JCP&L Jersey Central Pwr & Lht	JCPL TL - 34KV	JCPL TL - 34KV DELTA	35500 - Poles And Fixtures	Non-Unitized	(\$18.08)	(\$1.74)	(\$16.34)
JCP&L Jersey Central Pwr & Lht	JCPL TL - 34KV	JCPL TL - 34KV DELTA	35500 - Poles And Fixtures	Non-Unitized	\$4.02	\$0.49	\$3.53
JCP&L Jersey Central Pwr & Lht	JCPL TL - 34KV	JCPL TL - 34KV DELTA	35500 - Poles And Fixtures	Wood Pole	\$1,654.23	\$307.09	\$1,347.14
JCP&L Jersey Central Pwr & Lht	JCPL TL - 34KV	JCPL TL - 34KV DELTA	35500 - Poles And Fixtures	Crossarm	\$4,500.58	\$1,021.67	\$3,478.91
JCP&L Jersey Central Pwr & Lht	JCPL TL - 34KV	JCPL TL - 34KV DELTA	35500 - Poles And Fixtures	Wood Pole	\$134,208.04	\$33,126.49	\$101,081.55
JCP&L Jersey Central Pwr & Lht	JCPL TL - 34KV	JCPL TL - 34KV DELTA	35500 - Poles And Fixtures	Wood Pole	\$164,277.98	\$33,945.94	\$130,332.04
JCP&L Jersey Central Pwr & Lht	JCPL TL - 34KV	JCPL TL - 34KV DELTA	35500 - Poles And Fixtures	Crossarm	\$279,149.41	\$57,682.65	\$221,466.76
		JCPL TL - 34KV DELTA Total			\$583,776.18	\$126,082.59	\$457,693.59
JCP&L Jersey Central Pwr & Lht	JCPL TL - 69KV	JCPL TL - 69KV	35500 - Poles And Fixtures	Non-Unitized	(\$1,155.89)	(\$16.63)	(\$1,139.26)
JCP&L Jersey Central Pwr & Lht	JCPL TL - 69KV	JCPL TL - 69KV	35500 - Poles And Fixtures	Non-Unitized	(\$380.36)	(\$46.31)	(\$334.05)
JCP&L Jersey Central Pwr & Lht	JCPL TL - 69KV	JCPL TL - 69KV	35500 - Poles And Fixtures	Non-Unitized	(\$157.31)	(\$15.12)	(\$142.19)
JCP&L Jersey Central Pwr & Lht	JCPL TL - 69KV	JCPL TL - 69KV	35500 - Poles And Fixtures	Wood Pole	\$0.01	\$0.02	(\$0.01)
JCP&L Jersey Central Pwr & Lht	JCPL TL - 69KV	JCPL TL - 69KV	35500 - Poles And Fixtures	Non-Unitized	\$35.48	\$1.51	\$33.97
JCP&L Jersey Central Pwr & Lht	JCPL TL - 69KV	JCPL TL - 69KV	35500 - Poles And Fixtures	Crossarm	\$1,075.17	\$209.38	\$865.79
JCP&L Jersey Central Pwr & Lht	JCPL TL - 69KV	JCPL TL - 69KV	35500 - Poles And Fixtures	Crossarm	\$1,469.50	\$178.92	\$1,290.58
JCP&L Jersey Central Pwr & Lht	JCPL TL - 69KV	JCPL TL - 69KV	35500 - Poles And Fixtures	Wood Pole	\$3,065.36	\$213.64	\$2,851.72
JCP&L Jersey Central Pwr & Lht	JCPL TL - 69KV	JCPL TL - 69KV	35500 - Poles And Fixtures	Crossarm	\$3,282.22	\$715.29	\$2,566.93
JCP&L Jersey Central Pwr & Lht	JCPL TL - 69KV	JCPL TL - 69KV	35500 - Poles And Fixtures	Crossarm	\$4,371.47	\$304.67	\$4,066.80
JCP&L Jersey Central Pwr & Lht	JCPL TL - 69KV	JCPL TL - 69KV	35500 - Poles And Fixtures	Crossarm	\$17,597.75	\$1,691.22	\$15,906.53
JCP&L Jersey Central Pwr & Lht	JCPL TL - 69KV	JCPL TL - 69KV	35500 - Poles And Fixtures	Crossarm	\$29,712.17	\$7,149.85	\$22,562.32
JCP&L Jersey Central Pwr & Lht	JCPL TL - 69KV	JCPL TL - 69KV	35500 - Poles And Fixtures	Wood Pole	\$35,559.78	\$6,925.00	\$28,634.78
JCP&L Jersey Central Pwr & Lht	JCPL TL - 69KV	JCPL TL - 69KV	35500 - Poles And Fixtures	Wood Pole	\$98,359.21	\$23,668.87	\$74,690.34
JCP&L Jersey Central Pwr & Lht	JCPL TL - 69KV	JCPL TL - 69KV	35500 - Poles And Fixtures	Wood Pole	\$253,805.47	\$30,902.83	\$222,902.64
JCP&L Jersey Central Pwr & Lht	JCPL TL - 69KV	JCPL TL - 69KV	35500 - Poles And Fixtures	Wood Pole	\$312,719.79	\$30,053.74	\$282,666.05
		JCPL TL - 69KV Total			\$759,359.82	\$101,936.90	\$657,422.92
JCP&L Jersey Central Pwr & Lht	JCPL TL - 500KV	JERSEYVILLE to FREEHOLD LINE	35500 - Poles And Fixtures	Crossarm	\$9,741.86	\$3,398.50	\$6,343.36
JCP&L Jersey Central Pwr & Lht	JCPL TL - 500KV	JERSEYVILLE to FREEHOLD LINE	35500 - Poles And Fixtures	Wood Pole	\$14,612.79	\$5,097.74	\$9,515.05
		JERSEYVILLE to FREEHOLD LINE Total			\$24,354.65	\$8,496.24	\$15,858.41
JCP&L Jersey Central Pwr & Lht	JCPL DIST SUBS	KITTATINNY DIST SUB	35500 - Poles And Fixtures	Non-Unitized	\$15.50	\$0.23	\$15.27
		KITTATINNY DIST SUB Total			\$15.50	\$0.23	\$15.27
JCP&L Jersey Central Pwr & Lht	JCPL TRANS SUBS	KITTATINNY TRANS SUB	35500 - Poles And Fixtures	Wood Pole	\$7,420.24	\$84,362.20	(\$76,941.96)
		KITTATINNY TRANS SUB Total			\$7,420.24	\$84,362.20	(\$76,941.96)
JCP&L Jersey Central Pwr & Lht	JCPL TL - 230KV	LARRABEE to PLEASANT VALLEY to MONMOUTH COUNTY RECLAMATION CENTER	35500 - Poles And Fixtures	Wood Pole	\$111.01	\$31.62	\$79.39
JCP&L Jersey Central Pwr & Lht	JCPL TL - 230KV	LARRABEE to PLEASANT VALLEY to MONMOUTH COUNTY RECLAMATION CENTER	35500 - Poles And Fixtures	Crossarm	\$1,066.76	\$619.07	\$447.69
JCP&L Jersey Central Pwr & Lht	JCPL TL - 230KV	LARRABEE to PLEASANT VALLEY to MONMOUTH COUNTY RECLAMATION CENTER	35500 - Poles And Fixtures	Crossarm	\$1,152.13	\$1,355.10	(\$202.97)
JCP&L Jersey Central Pwr & Lht	JCPL TL - 230KV	LARRABEE to PLEASANT VALLEY to MONMOUTH COUNTY RECLAMATION CENTER	35500 - Poles And Fixtures	Wood Pole	\$1,600.16	\$928.61	\$671.55
JCP&L Jersey Central Pwr & Lht	JCPL TL - 230KV	LARRABEE to PLEASANT VALLEY to MONMOUTH COUNTY RECLAMATION CENTER	35500 - Poles And Fixtures	Wood Pole	\$2,041.15	\$2,400.73	(\$359.58)
JCP&L Jersey Central Pwr & Lht	JCPL TL - 230KV	LARRABEE to PLEASANT VALLEY to MONMOUTH COUNTY RECLAMATION CENTER	35500 - Poles And Fixtures	Crossarm	\$9,791.18	\$6,116.61	\$3,674.57
JCP&L Jersey Central Pwr & Lht	JCPL TL - 230KV	LARRABEE to PLEASANT VALLEY to MONMOUTH COUNTY RECLAMATION CENTER	35500 - Poles And Fixtures	Wood Pole	\$14,686.78	\$9,174.92	\$5,511.86
JCP&L Jersey Central Pwr & Lht	JCPL TL - 230KV	LARRABEE to PLEASANT VALLEY to MONMOUTH COUNTY RECLAMATION CENTER	35500 - Poles And Fixtures	Crossarm	\$386,289.11	\$126,604.44	\$259,684.67
JCP&L Jersey Central Pwr & Lht	JCPL TL - 230KV	LARRABEE to PLEASANT VALLEY to MONMOUTH COUNTY RECLAMATION CENTER	35500 - Poles And Fixtures	Wood Pole	\$477,821.86	\$186,651.04	\$291,170.82
JCP&L Jersey Central Pwr & Lht	JCPL TL - 230KV	LARRABEE to PLEASANT VALLEY to MONMOUTH COUNTY RECLAMATION CENTER	35500 - Poles And Fixtures	Wood Pole	\$579,433.66	\$189,906.65	\$389,527.01
		LARRABEE to PLEASANT VALLEY to MONMOUTH COUNTY RECLAMATION CENTER Total			\$1,473,993.80	\$523,788.79	\$950,205.01
JCP&L Jersey Central Pwr & Lht	JCPL TL - 115KV	LEBANON	35500 - Poles And Fixtures	Crossarm	\$221.96	\$244.71	(\$22.75)
JCP&L Jersey Central Pwr & Lht	JCPL TL - 115KV	LEBANON	35500 - Poles And Fixtures	Crossarm	\$284.38	\$386.74	(\$102.36)
JCP&L Jersey Central Pwr & Lht	JCPL TL - 115KV	LEBANON	35500 - Poles And Fixtures	Crossarm	\$433.51	\$409.94	\$23.57
JCP&L Jersey Central Pwr & Lht	JCPL TL - 115KV	LEBANON	35500 - Poles And Fixtures	Wood Pole	\$1,119.88	\$1,059.00	\$60.88
JCP&L Jersey Central Pwr & Lht	JCPL TL - 115KV	LEBANON	35500 - Poles And Fixtures	Wood Pole	\$1,316.45	\$1,451.37	(\$134.92)
JCP&L Jersey Central Pwr & Lht	JCPL TL - 115KV	LEBANON	35500 - Poles And Fixtures	Wood Pole	\$4,077.13	\$5,544.63	(\$1,467.50)
		LEBANON Total			\$7,453.31	\$9,096.40	(\$1,643.09)
JCP&L Jersey Central Pwr & Lht	JCPL TL - 230KV	MANITOU to WHITING	35500 - Poles And Fixtures	Non-Unitized	(\$24,664.79)	(\$1,719.02)	(\$22,945.77)
JCP&L Jersey Central Pwr & Lht	JCPL TL - 230KV	MANITOU to WHITING	35500 - Poles And Fixtures	Crossarm	\$196,653.84	\$13,705.84	\$182,948.00

Company	Major Location	Asset Location	Utility Account	Asset Retirement Unit	Book Cost	Allocated Reserve	Net Book Value
JCP&L Jersey Central Pwr & Lht	JCPL TL - 230KV	MANITOU to WHITING	35500 - Poles And Fixtures	Crossarm	\$256,783.57	\$89,580.14	\$167,203.43
JCP&L Jersey Central Pwr & Lht	JCPL TL - 230KV	MANITOU to WHITING	35500 - Poles And Fixtures	Wood Pole	\$387,854.67	\$135,304.90	\$252,549.77
JCP&L Jersey Central Pwr & Lht	JCPL TL - 230KV	MANITOU to WHITING	35500 - Poles And Fixtures	Wood Pole	\$663,997.07	\$46,277.45	\$617,719.62
JCP&L Jersey Central Pwr & Lht	JCPL TL - 230KV	MANITOU to WHITING	35500 - Poles And Fixtures	Crossarm	\$700,531.85	\$391,294.39	\$309,237.46
JCP&L Jersey Central Pwr & Lht	JCPL TL - 230KV	MANITOU to WHITING	35500 - Poles And Fixtures	Wood Pole	\$1,065,787.75	\$595,314.49	\$470,473.26
		MANITOU to WHITING Total			\$3,246,943.96	\$1,269,758.19	\$1,977,185.77
JCP&L Jersey Central Pwr & Lht	JCPL TL - 115KV	MERRILL CREEK TAP	35500 - Poles And Fixtures	Crossarm	\$9,502.55	\$5,723.98	\$3,778.57
JCP&L Jersey Central Pwr & Lht	JCPL TL - 115KV	MERRILL CREEK TAP	35500 - Poles And Fixtures	Wood Pole	\$15,912.34	\$9,584.99	\$6,327.35
JCP&L Jersey Central Pwr & Lht	JCPL TL - 115KV	MERRILL CREEK TAP	35500 - Poles And Fixtures	Crossarm	\$76,547.57	\$47,819.74	\$28,727.83
JCP&L Jersey Central Pwr & Lht	JCPL TL - 115KV	MERRILL CREEK TAP	35500 - Poles And Fixtures	Wood Pole	\$145,555.97	\$90,929.72	\$54,626.25
		MERRILL CREEK TAP Total			\$247,518.43	\$154,058.44	\$93,459.99
JCP&L Jersey Central Pwr & Lht	JCPL DIST SUBS	NEW LISBON SUB	35500 - Poles And Fixtures	Crossarm	\$3,617.67	\$252.13	\$3,365.54
JCP&L Jersey Central Pwr & Lht	JCPL DIST SUBS	NEW LISBON SUB	35500 - Poles And Fixtures	Crossarm	\$6,400.05	\$615.08	\$5,784.97
		NEW LISBON SUB Total			\$10,017.72	\$867.21	\$9,150.51
JCP&L Jersey Central Pwr & Lht	JCPL SUB-TRANS SUBS	NEWTON SUBTRAN SUB	35500 - Poles And Fixtures	Crossarm	\$461.75	\$32.19	\$429.56
JCP&L Jersey Central Pwr & Lht	JCPL SUB-TRANS SUBS	NEWTON SUBTRAN SUB	35500 - Poles And Fixtures	Wood Pole	\$2,892.28	\$201.58	\$2,690.70
		NEWTON SUBTRAN SUB Total			\$3,354.03	\$233.77	\$3,120.26
JCP&L Jersey Central Pwr & Lht	JCPL TL - 34KV	NR NJ - TL 34KV (JCPL)	35500 - Poles And Fixtures	Wood Pole	(\$26.21)	(\$4.87)	(\$21.34)
JCP&L Jersey Central Pwr & Lht	JCPL TL - 34KV	NR NJ - TL 34KV (JCPL)	35500 - Poles And Fixtures	Wood Pole	\$115.82	\$9,736.87	(\$9,621.05)
JCP&L Jersey Central Pwr & Lht	JCPL TL - 34KV	NR NJ - TL 34KV (JCPL)	35500 - Poles And Fixtures	Crossarm	\$220.52	\$18,538.89	(\$18,318.37)
		NR NJ - TL 34KV (JCPL) Total			\$310.13	\$28,270.89	(\$27,960.76)
JCP&L Jersey Central Pwr & Lht	JCPL TL - 34KV	NR NJ - TL 34KV Delta (JCPL)	35500 - Poles And Fixtures	Wood Pole	\$2,608.54	\$539.02	\$2,069.52
JCP&L Jersey Central Pwr & Lht	JCPL TL - 34KV	NR NJ - TL 34KV Delta (JCPL)	35500 - Poles And Fixtures	Crossarm	\$4,565.41	\$943.38	\$3,622.03
		NR NJ - TL 34KV Delta (JCPL) Total			\$7,173.95	\$1,482.41	\$5,691.54
JCP&L Jersey Central Pwr & Lht	JCPL - UNSPECIFIED	NR NJ - Unspecified (JCPL)	35500 - Poles And Fixtures	Non-Unitized	\$132.57	\$1.90	\$130.67
JCP&L Jersey Central Pwr & Lht	JCPL - UNSPECIFIED	NR NJ - Unspecified (JCPL)	35500 - Poles And Fixtures	Wood Pole	\$102,315.58	\$19,925.21	\$82,390.37
		NR NJ - Unspecified (JCPL) Total			\$102,448.15	\$19,927.11	\$82,521.04
JCP&L Jersey Central Pwr & Lht	JCPL TL - 230KV	PARLIN 230KV COGEN LOOP	35500 - Poles And Fixtures	Wood Pole	\$10.00	\$5.37	\$4.63
		PARLIN 230KV COGEN LOOP Total			\$10.00	\$5.37	\$4.63
JCP&L Jersey Central Pwr & Lht	JCPL TL - 230KV	PORTLAND to GRAYSTONE to WHIPPANY	35500 - Poles And Fixtures	Crossarm	\$53.00	\$40.60	\$12.40
JCP&L Jersey Central Pwr & Lht	JCPL TL - 230KV	PORTLAND to GRAYSTONE to WHIPPANY	35500 - Poles And Fixtures	Wood Pole	\$79.46	\$60.87	\$18.59
JCP&L Jersey Central Pwr & Lht	JCPL TL - 230KV	PORTLAND to GRAYSTONE to WHIPPANY	35500 - Poles And Fixtures	Crossarm	\$10,377.59	\$1,774.80	\$8,602.79
JCP&L Jersey Central Pwr & Lht	JCPL TL - 230KV	PORTLAND to GRAYSTONE to WHIPPANY	35500 - Poles And Fixtures	Wood Pole	\$12,829.98	\$2,194.21	\$10,635.77
JCP&L Jersey Central Pwr & Lht	JCPL TL - 230KV	PORTLAND to GRAYSTONE to WHIPPANY	35500 - Poles And Fixtures	Wood Pole	\$2,389,109.31	\$933,255.22	\$1,455,854.09
		PORTLAND to GRAYSTONE to WHIPPANY Total			\$2,412,449.34	\$937,325.70	\$1,475,123.64
JCP&L Jersey Central Pwr & Lht	JCPL TL - 230KV	PORTLAND to KITTATINNY	35500 - Poles And Fixtures	Non-Unitized	(\$2,942.16)	(\$282.76)	(\$2,659.40)
JCP&L Jersey Central Pwr & Lht	JCPL TL - 230KV	PORTLAND to KITTATINNY	35500 - Poles And Fixtures	Wood Pole	\$2,722.20	\$530.13	\$2,192.07
JCP&L Jersey Central Pwr & Lht	JCPL TL - 230KV	PORTLAND to KITTATINNY	35500 - Poles And Fixtures	Wood Pole	\$16,125.28	\$3,880.34	\$12,244.94
		PORTLAND to KITTATINNY Total			\$15,905.32	\$4,127.71	\$11,777.61
JCP&L Jersey Central Pwr & Lht	JCPL TL - 115KV	RARITAN to LARRABEE	35500 - Poles And Fixtures	Non-Unitized	(\$1,800.64)	(\$173.05)	(\$1,627.59)
JCP&L Jersey Central Pwr & Lht	JCPL TL - 115KV	RARITAN to LARRABEE	35500 - Poles And Fixtures	Non-Unitized	(\$16.65)	(\$2.03)	(\$14.62)
JCP&L Jersey Central Pwr & Lht	JCPL TL - 115KV	RARITAN to LARRABEE	35500 - Poles And Fixtures	Crossarm	\$166.47	\$219.28	(\$52.81)
JCP&L Jersey Central Pwr & Lht	JCPL TL - 115KV	RARITAN to LARRABEE	35500 - Poles And Fixtures	Crossarm	\$717.89	\$773.09	(\$55.20)
JCP&L Jersey Central Pwr & Lht	JCPL TL - 115KV	RARITAN to LARRABEE	35500 - Poles And Fixtures	Crossarm	\$1,172.21	\$956.51	\$215.70
JCP&L Jersey Central Pwr & Lht	JCPL TL - 115KV	RARITAN to LARRABEE	35500 - Poles And Fixtures	Crossarm	\$1,498.21	\$1,111.05	\$387.16
JCP&L Jersey Central Pwr & Lht	JCPL TL - 115KV	RARITAN to LARRABEE	35500 - Poles And Fixtures	Crossarm	\$1,553.70	\$1,114.76	\$438.94
JCP&L Jersey Central Pwr & Lht	JCPL TL - 115KV	RARITAN to LARRABEE	35500 - Poles And Fixtures	Crossarm	\$1,630.00	\$428.56	\$1,201.44
JCP&L Jersey Central Pwr & Lht	JCPL TL - 115KV	RARITAN to LARRABEE	35500 - Poles And Fixtures	Crossarm	\$1,914.38	\$1,513.99	\$400.39
JCP&L Jersey Central Pwr & Lht	JCPL TL - 115KV	RARITAN to LARRABEE	35500 - Poles And Fixtures	Wood Pole	\$2,955.16	\$2,191.50	\$763.66
JCP&L Jersey Central Pwr & Lht	JCPL TL - 115KV	RARITAN to LARRABEE	35500 - Poles And Fixtures	Crossarm	\$4,075.00	\$2,827.06	\$1,247.94
JCP&L Jersey Central Pwr & Lht	JCPL TL - 115KV	RARITAN to LARRABEE	35500 - Poles And Fixtures	Wood Pole	\$4,259.19	\$3,055.92	\$1,203.27
JCP&L Jersey Central Pwr & Lht	JCPL TL - 115KV	RARITAN to LARRABEE	35500 - Poles And Fixtures	Crossarm	\$4,557.06	\$3,951.77	\$605.29
JCP&L Jersey Central Pwr & Lht	JCPL TL - 115KV	RARITAN to LARRABEE	35500 - Poles And Fixtures	Wood Pole	\$4,638.43	\$3,784.91	\$853.52
JCP&L Jersey Central Pwr & Lht	JCPL TL - 115KV	RARITAN to LARRABEE	35500 - Poles And Fixtures	Crossarm	\$4,952.43	\$2,448.89	\$2,503.54
JCP&L Jersey Central Pwr & Lht	JCPL TL - 115KV	RARITAN to LARRABEE	35500 - Poles And Fixtures	Wood Pole	\$5,908.24	\$4,672.51	\$1,235.73
JCP&L Jersey Central Pwr & Lht	JCPL TL - 115KV	RARITAN to LARRABEE	35500 - Poles And Fixtures	Wood Pole	\$6,281.27	\$3,107.24	\$3,174.03
JCP&L Jersey Central Pwr & Lht	JCPL TL - 115KV	RARITAN to LARRABEE	35500 - Poles And Fixtures	Crossarm	\$6,589.36	\$6,405.07	\$184.29
JCP&L Jersey Central Pwr & Lht	JCPL TL - 115KV	RARITAN to LARRABEE	35500 - Poles And Fixtures	Crossarm	\$6,970.85	\$5,339.95	\$1,630.90

Company	Major Location	Asset Location	Utility Account	Asset Retirement Unit	Book Cost	Allocated Reserve	Net Book Value
JCP&L Jersey Central Pwr & Lht	JCPL TL - 115KV	RARITAN to LARRABEE	35500 - Poles And Fixtures	Wood Pole	\$7,105.99	\$7,652.40	(\$546.41)
JCP&L Jersey Central Pwr & Lht	JCPL TL - 115KV	RARITAN to LARRABEE	35500 - Poles And Fixtures	Wood Pole	\$8,874.37	\$6,156.66	\$2,717.71
JCP&L Jersey Central Pwr & Lht	JCPL TL - 115KV	RARITAN to LARRABEE	35500 - Poles And Fixtures	Crossarm	\$8,996.05	\$4,831.45	\$4,164.60
JCP&L Jersey Central Pwr & Lht	JCPL TL - 115KV	RARITAN to LARRABEE	35500 - Poles And Fixtures	Wood Pole	\$13,494.07	\$7,247.17	\$6,246.90
JCP&L Jersey Central Pwr & Lht	JCPL TL - 115KV	RARITAN to LARRABEE	35500 - Poles And Fixtures	Crossarm	\$16,064.09	\$1,955.93	\$14,108.16
JCP&L Jersey Central Pwr & Lht	JCPL TL - 115KV	RARITAN to LARRABEE	35500 - Poles And Fixtures	Wood Pole	\$17,180.93	\$14,898.86	\$2,282.07
JCP&L Jersey Central Pwr & Lht	JCPL TL - 115KV	RARITAN to LARRABEE	35500 - Poles And Fixtures	Wood Pole	\$19,325.52	\$14,804.12	\$4,521.40
JCP&L Jersey Central Pwr & Lht	JCPL TL - 115KV	RARITAN to LARRABEE	35500 - Poles And Fixtures	Crossarm	\$21,842.00	\$29,110.31	(\$7,268.31)
JCP&L Jersey Central Pwr & Lht	JCPL TL - 115KV	RARITAN to LARRABEE	35500 - Poles And Fixtures	Crossarm	\$34,403.40	\$21,492.02	\$12,911.38
JCP&L Jersey Central Pwr & Lht	JCPL TL - 115KV	RARITAN to LARRABEE	35500 - Poles And Fixtures	Wood Pole	\$40,177.76	\$39,054.12	\$1,123.64
JCP&L Jersey Central Pwr & Lht	JCPL TL - 115KV	RARITAN to LARRABEE	35500 - Poles And Fixtures	Wood Pole	\$65,776.27	\$41,090.84	\$24,685.43
JCP&L Jersey Central Pwr & Lht	JCPL TL - 115KV	RARITAN to LARRABEE	35500 - Poles And Fixtures	Wood Pole	\$74,879.17	\$9,117.14	\$65,762.03
JCP&L Jersey Central Pwr & Lht	JCPL TL - 115KV	RARITAN to LARRABEE	35500 - Poles And Fixtures	Wood Pole	\$79,652.35	\$20,942.13	\$58,710.22
JCP&L Jersey Central Pwr & Lht	JCPL TL - 115KV	RARITAN to LARRABEE	35500 - Poles And Fixtures	Steel Pole Fully Dressed	\$84,801.79	\$10,325.29	\$74,476.50
JCP&L Jersey Central Pwr & Lht	JCPL TL - 115KV	RARITAN to LARRABEE	35500 - Poles And Fixtures	Wood Pole	\$215,100.27	\$70,498.10	\$144,602.17
JCP&L Jersey Central Pwr & Lht	JCPL TL - 115KV	RARITAN to LARRABEE	35500 - Poles And Fixtures	Wood Pole	\$313,432.07	\$417,731.97	(\$104,299.90)
JCP&L Jersey Central Pwr & Lht	JCPL TL - 115KV	RARITAN to LARRABEE	35500 - Poles And Fixtures	Wood Pole	\$342,919.20	\$50,310.32	\$292,608.88
		RARITAN to LARRABEE Total			\$1,422,047.86	\$810,946.81	\$611,101.05
JCP&L Jersey Central Pwr & Lht	JCPL TL - 230KV	RARITAN TRAINOR	35500 - Poles And Fixtures	Wood Pole	\$117,752.81	\$5,001.53	\$112,751.28
		RARITAN TRAINOR Total			\$117,752.81	\$5,001.53	\$112,751.28
JCP&L Jersey Central Pwr & Lht	JCPL SUB-TRANS SUBS	READINGTON SUB	35500 - Poles And Fixtures	Non-Unitized	(\$8,015.00)	(\$770.27)	(\$7,244.73)
		READINGTON SUB Total			(\$8,015.00)	(\$770.27)	(\$7,244.73)
JCP&L Jersey Central Pwr & Lht	JCPL TL - 230KV	RED BANK to ATLANTIC CITY	35500 - Poles And Fixtures	Wood Pole	\$142.56	\$76.56	\$66.00
JCP&L Jersey Central Pwr & Lht	JCPL TL - 230KV	RED BANK to ATLANTIC CITY	35500 - Poles And Fixtures	Crossarm	\$152,441.62	\$95,231.22	\$57,210.40
JCP&L Jersey Central Pwr & Lht	JCPL TL - 230KV	RED BANK to ATLANTIC CITY	35500 - Poles And Fixtures	Wood Pole	\$228,662.42	\$142,846.83	\$85,815.59
		RED BANK to ATLANTIC CITY Total			\$381,246.60	\$238,154.61	\$143,091.99
JCP&L Jersey Central Pwr & Lht	JCPL TL - 500KV	SMITHBURG to DEANS-790127	35500 - Poles And Fixtures	Non-Unitized	(\$24,664.83)	(\$1,719.02)	(\$22,945.81)
JCP&L Jersey Central Pwr & Lht	JCPL TL - 500KV	SMITHBURG to DEANS-790127	35500 - Poles And Fixtures	Crossarm	\$1,703.74	\$1,222.42	\$481.32
JCP&L Jersey Central Pwr & Lht	JCPL TL - 500KV	SMITHBURG to DEANS-790127	35500 - Poles And Fixtures	Wood Pole	\$2,555.60	\$1,833.61	\$721.99
JCP&L Jersey Central Pwr & Lht	JCPL TL - 500KV	SMITHBURG to DEANS-790127	35500 - Poles And Fixtures	Crossarm	\$5,271.91	\$3,909.57	\$1,362.34
JCP&L Jersey Central Pwr & Lht	JCPL TL - 500KV	SMITHBURG to DEANS-790127	35500 - Poles And Fixtures	Wood Pole	\$7,907.87	\$5,864.34	\$2,043.53
JCP&L Jersey Central Pwr & Lht	JCPL TL - 500KV	SMITHBURG to DEANS-790127	35500 - Poles And Fixtures	Crossarm	\$196,653.84	\$13,705.84	\$182,948.00
JCP&L Jersey Central Pwr & Lht	JCPL TL - 500KV	SMITHBURG to DEANS-790127	35500 - Poles And Fixtures	Wood Pole	\$663,997.07	\$46,277.45	\$617,719.62
JCP&L Jersey Central Pwr & Lht	JCPL TL - 500KV	SMITHBURG to DEANS-790127	35500 - Poles And Fixtures	Crossarm	\$3,510,229.13	\$2,688,975.66	\$821,253.47
JCP&L Jersey Central Pwr & Lht	JCPL TL - 500KV	SMITHBURG to DEANS-790127	35500 - Poles And Fixtures	Wood Pole	\$5,290,458.97	\$4,052,702.79	\$1,237,756.18
		SMITHBURG to DEANS-790127 Total			\$9,654,113.30	\$6,812,772.65	\$2,841,340.65
JCP&L Jersey Central Pwr & Lht	JCPL TL - 115KV	SMITHBURG to LARRABEE	35500 - Poles And Fixtures	Crossarm	\$3,992.61	\$2,144.28	\$1,848.33
JCP&L Jersey Central Pwr & Lht	JCPL TL - 115KV	SMITHBURG to LARRABEE	35500 - Poles And Fixtures	Steel Pole Fully Dressed	\$5,988.91	\$3,216.42	\$2,772.49
JCP&L Jersey Central Pwr & Lht	JCPL TL - 115KV	SMITHBURG to LARRABEE	35500 - Poles And Fixtures	Crossarm	\$7,829.55	\$2,566.10	\$5,263.45
JCP&L Jersey Central Pwr & Lht	JCPL TL - 115KV	SMITHBURG to LARRABEE	35500 - Poles And Fixtures	Wood Pole	\$11,744.33	\$3,849.15	\$7,895.18
JCP&L Jersey Central Pwr & Lht	JCPL TL - 115KV	SMITHBURG to LARRABEE	35500 - Poles And Fixtures	Crossarm	\$34,666.98	\$17,149.19	\$17,517.79
JCP&L Jersey Central Pwr & Lht	JCPL TL - 115KV	SMITHBURG to LARRABEE	35500 - Poles And Fixtures	Wood Pole	\$726,320.87	\$359,299.10	\$367,021.77
JCP&L Jersey Central Pwr & Lht	JCPL TL - 115KV	SMITHBURG to LARRABEE	35500 - Poles And Fixtures	Wood Pole	\$1,414,880.87	\$759,880.40	\$655,000.47
		SMITHBURG to LARRABEE Total			\$2,205,424.12	\$1,148,104.64	\$1,057,319.48
JCP&L Jersey Central Pwr & Lht	JCPL TL - 230KV	SO RIVER 230KV COGEN LOOP	35500 - Poles And Fixtures	Wood Pole	\$8.00	\$4.30	\$3.70
		SO RIVER 230KV COGEN LOOP Total			\$8.00	\$4.30	\$3.70
JCP&L Jersey Central Pwr & Lht	JCPL TL - 115KV	TOWER #12 to RARITAN	35500 - Poles And Fixtures	Crossarm	\$33,366.88	\$15,807.13	\$17,559.75
JCP&L Jersey Central Pwr & Lht	JCPL TL - 115KV	TOWER #12 to RARITAN	35500 - Poles And Fixtures	Wood Pole	\$50,050.33	\$23,710.70	\$26,339.63
		TOWER #12 to RARITAN Total			\$83,417.21	\$39,517.84	\$43,899.37
JCP&L Jersey Central Pwr & Lht	JCPL TL - 230KV	TOWER 12 to RARITAN	35500 - Poles And Fixtures	Crossarm	\$337.14	\$454.12	(\$116.98)
JCP&L Jersey Central Pwr & Lht	JCPL TL - 230KV	TOWER 12 to RARITAN	35500 - Poles And Fixtures	Wood Pole	\$505.71	\$681.19	(\$175.48)
JCP&L Jersey Central Pwr & Lht	JCPL TL - 230KV	TOWER 12 to RARITAN	35500 - Poles And Fixtures	Crossarm	\$2,182.98	\$2,666.83	(\$483.85)
JCP&L Jersey Central Pwr & Lht	JCPL TL - 230KV	TOWER 12 to RARITAN	35500 - Poles And Fixtures	Wood Pole	\$3,088.57	\$3,773.15	(\$684.58)
		TOWER 12 to RARITAN Total			\$6,114.40	\$7,575.29	(\$1,460.89)
JCP&L Jersey Central Pwr & Lht	JCPL - UNSPECIFIED	Unspecified JCPL	35500 - Poles And Fixtures	Non-Unitized	(\$1,231.21)	(\$180.63)	(\$1,050.58)
JCP&L Jersey Central Pwr & Lht	JCPL - UNSPECIFIED	Unspecified JCPL	35500 - Poles And Fixtures	Crossarm	\$4,452.16	\$189.11	\$4,263.05
JCP&L Jersey Central Pwr & Lht	JCPL - UNSPECIFIED	Unspecified JCPL	35500 - Poles And Fixtures	Crossarm	\$10,162.04	\$146.20	\$10,015.84
JCP&L Jersey Central Pwr & Lht	JCPL - UNSPECIFIED	Unspecified JCPL	35500 - Poles And Fixtures	Non-Unitized	\$10,906.70	\$760.14	\$10,146.56

Company	Major Location	Asset Location	Utility Account	Asset Retirement Unit	Book Cost	Allocated Reserve	Net Book Value
JCP&L Jersey Central Pwr & Lht	JCPL - UNSPECIFIED	Unspecified JCPL	35500 - Poles And Fixtures	Wood Pole	\$12,629.01	\$181.69	\$12,447.32
JCP&L Jersey Central Pwr & Lht	JCPL - UNSPECIFIED	Unspecified JCPL	35500 - Poles And Fixtures	Wood Pole	\$55,239.65	\$3,849.94	\$51,389.71
JCP&L Jersey Central Pwr & Lht	JCPL - UNSPECIFIED	Unspecified JCPL	35500 - Poles And Fixtures	Wood Pole	\$106,863.47	\$4,539.01	\$102,324.46
JCP&L Jersey Central Pwr & Lht	JCPL - UNSPECIFIED	Unspecified JCPL	35500 - Poles And Fixtures	Wood Pole	\$112,825.21	\$32,135.93	\$80,689.28
JCP&L Jersey Central Pwr & Lht	JCPL - UNSPECIFIED	Unspecified JCPL	35500 - Poles And Fixtures	Non-Unitized	\$119,241.45	\$1,715.51	\$117,525.94
JCP&L Jersey Central Pwr & Lht	JCPL - UNSPECIFIED	Unspecified JCPL	35500 - Poles And Fixtures	Wood Pole	\$155,161.57	\$40,794.95	\$114,366.62
JCP&L Jersey Central Pwr & Lht	JCPL - UNSPECIFIED	Unspecified JCPL	35500 - Poles And Fixtures	Non-Unitized	\$448,233.10	\$19,038.64	\$429,194.46
JCP&L Jersey Central Pwr & Lht	JCPL - UNSPECIFIED	Unspecified JCPL	35500 - Poles And Fixtures	Unspecified	\$7,011,310.86	\$488,655.11	\$6,522,655.75
		Unspecified JCPL Total			\$8,045,794.01	\$591,825.59	\$7,453,968.42
JCP&L Jersey Central Pwr & Lht	JCPL TL - 115KV	VERNON to HARDYSTON	35500 - Poles And Fixtures	Crossarm	\$52.02	\$74.76	(\$22.74)
JCP&L Jersey Central Pwr & Lht	JCPL TL - 115KV	VERNON to HARDYSTON	35500 - Poles And Fixtures	Crossarm	\$346.81	\$337.11	\$9.70
JCP&L Jersey Central Pwr & Lht	JCPL TL - 115KV	VERNON to HARDYSTON	35500 - Poles And Fixtures	Wood Pole	\$755.09	\$733.97	\$21.12
JCP&L Jersey Central Pwr & Lht	JCPL TL - 115KV	VERNON to HARDYSTON	35500 - Poles And Fixtures	Wood Pole	\$1,038.84	\$1,493.00	(\$454.16)
		VERNON to HARDYSTON Total			\$2,192.76	\$2,638.84	(\$446.08)
JCP&L Jersey Central Pwr & Lht	JCPL TL - 230KV	W WHARTON to FRANKLIN	35500 - Poles And Fixtures	Wood Pole	\$117,230.61	\$11,266.37	\$105,964.24
		W WHARTON to FRANKLIN Total			\$117,230.61	\$11,266.37	\$105,964.24
JCP&L Jersey Central Pwr & Lht	JCPL TL - 115KV	WARNER to BRIDGE TWR 12 (115KV)	35500 - Poles And Fixtures	Crossarm	\$31,868.37	\$15,097.23	\$16,771.14
JCP&L Jersey Central Pwr & Lht	JCPL TL - 115KV	WARNER to BRIDGE TWR 12 (115KV)	35500 - Poles And Fixtures	Wood Pole	\$47,802.56	\$22,645.85	\$25,156.71
		WARNER to BRIDGE TWR 12 (115KV) Total			\$79,670.93	\$37,743.09	\$41,927.84
JCP&L Jersey Central Pwr & Lht	JCPL TL - 230KV	WHIPPANY to ROSELAND TIE	35500 - Poles And Fixtures	Crossarm	\$73,675.02	\$5,134.80	\$68,540.22
JCP&L Jersey Central Pwr & Lht	JCPL TL - 230KV	WHIPPANY to ROSELAND TIE	35500 - Poles And Fixtures	Wood Pole	\$89,654.23	\$6,248.47	\$83,405.76
		WHIPPANY to ROSELAND TIE Total			\$163,329.25	\$11,383.28	\$151,945.97
JCP&L Jersey Central Pwr & Lht	JCPL TL - 115KV	WHIPPANY to W.WHARTON	35500 - Poles And Fixtures	Crossarm	\$12,981.32	\$4,528.59	\$8,452.73
JCP&L Jersey Central Pwr & Lht	JCPL TL - 115KV	WHIPPANY to W.WHARTON	35500 - Poles And Fixtures	Wood Pole	\$19,471.99	\$6,792.89	\$12,679.10
		WHIPPANY to W.WHARTON Total			\$32,453.31	\$11,321.48	\$21,131.83
JCP&L Jersey Central Pwr & Lht	JCPL TL - 115KV	WHITE TWP to DELAWARE RIVER	35500 - Poles And Fixtures	Crossarm	\$166.47	\$219.28	(\$52.81)
JCP&L Jersey Central Pwr & Lht	JCPL TL - 115KV	WHITE TWP to DELAWARE RIVER	35500 - Poles And Fixtures	Crossarm	\$183.81	\$228.48	(\$44.67)
JCP&L Jersey Central Pwr & Lht	JCPL TL - 115KV	WHITE TWP to DELAWARE RIVER	35500 - Poles And Fixtures	Crossarm	\$187.28	\$228.79	(\$41.51)
JCP&L Jersey Central Pwr & Lht	JCPL TL - 115KV	WHITE TWP to DELAWARE RIVER	35500 - Poles And Fixtures	Crossarm	\$215.02	\$242.47	(\$27.45)
JCP&L Jersey Central Pwr & Lht	JCPL TL - 115KV	WHITE TWP to DELAWARE RIVER	35500 - Poles And Fixtures	Wood Pole	\$341.84	\$450.30	(\$108.46)
JCP&L Jersey Central Pwr & Lht	JCPL TL - 115KV	WHITE TWP to DELAWARE RIVER	35500 - Poles And Fixtures	Wood Pole	\$397.31	\$485.37	(\$88.06)
JCP&L Jersey Central Pwr & Lht	JCPL TL - 115KV	WHITE TWP to DELAWARE RIVER	35500 - Poles And Fixtures	Crossarm	\$478.60	\$515.41	(\$36.81)
JCP&L Jersey Central Pwr & Lht	JCPL TL - 115KV	WHITE TWP to DELAWARE RIVER	35500 - Poles And Fixtures	Crossarm	\$530.62	\$670.34	(\$139.72)
JCP&L Jersey Central Pwr & Lht	JCPL TL - 115KV	WHITE TWP to DELAWARE RIVER	35500 - Poles And Fixtures	Crossarm	\$554.92	\$298.02	\$256.90
JCP&L Jersey Central Pwr & Lht	JCPL TL - 115KV	WHITE TWP to DELAWARE RIVER	35500 - Poles And Fixtures	Crossarm	\$638.13	\$504.66	\$133.47
JCP&L Jersey Central Pwr & Lht	JCPL TL - 115KV	WHITE TWP to DELAWARE RIVER	35500 - Poles And Fixtures	Crossarm	\$697.09	\$534.00	\$163.09
JCP&L Jersey Central Pwr & Lht	JCPL TL - 115KV	WHITE TWP to DELAWARE RIVER	35500 - Poles And Fixtures	Wood Pole	\$832.39	\$447.05	\$385.34
JCP&L Jersey Central Pwr & Lht	JCPL TL - 115KV	WHITE TWP to DELAWARE RIVER	35500 - Poles And Fixtures	Crossarm	\$915.57	\$1,233.27	(\$317.70)
JCP&L Jersey Central Pwr & Lht	JCPL TL - 115KV	WHITE TWP to DELAWARE RIVER	35500 - Poles And Fixtures	Wood Pole	\$969.28	\$742.51	\$226.77
JCP&L Jersey Central Pwr & Lht	JCPL TL - 115KV	WHITE TWP to DELAWARE RIVER	35500 - Poles And Fixtures	Crossarm	\$984.94	\$905.48	\$79.46
JCP&L Jersey Central Pwr & Lht	JCPL TL - 115KV	WHITE TWP to DELAWARE RIVER	35500 - Poles And Fixtures	Crossarm	\$1,026.55	\$1,078.86	(\$52.31)
JCP&L Jersey Central Pwr & Lht	JCPL TL - 115KV	WHITE TWP to DELAWARE RIVER	35500 - Poles And Fixtures	Wood Pole	\$2,020.26	\$2,278.12	(\$257.86)
JCP&L Jersey Central Pwr & Lht	JCPL TL - 115KV	WHITE TWP to DELAWARE RIVER	35500 - Poles And Fixtures	Wood Pole	\$2,894.43	\$2,289.05	\$605.38
JCP&L Jersey Central Pwr & Lht	JCPL TL - 115KV	WHITE TWP to DELAWARE RIVER	35500 - Poles And Fixtures	Wood Pole	\$3,302.41	\$3,035.98	\$266.43
JCP&L Jersey Central Pwr & Lht	JCPL TL - 115KV	WHITE TWP to DELAWARE RIVER	35500 - Poles And Fixtures	Crossarm	\$3,516.64	\$2,869.53	\$647.11
JCP&L Jersey Central Pwr & Lht	JCPL TL - 115KV	WHITE TWP to DELAWARE RIVER	35500 - Poles And Fixtures	Wood Pole	\$3,723.44	\$4,628.24	(\$904.80)
JCP&L Jersey Central Pwr & Lht	JCPL TL - 115KV	WHITE TWP to DELAWARE RIVER	35500 - Poles And Fixtures	Crossarm	\$4,175.57	\$4,169.05	\$6.52
JCP&L Jersey Central Pwr & Lht	JCPL TL - 115KV	WHITE TWP to DELAWARE RIVER	35500 - Poles And Fixtures	Crossarm	\$4,661.11	\$3,344.29	\$1,316.82
JCP&L Jersey Central Pwr & Lht	JCPL TL - 115KV	WHITE TWP to DELAWARE RIVER	35500 - Poles And Fixtures	Wood Pole	\$5,148.62	\$5,544.52	(\$395.90)
JCP&L Jersey Central Pwr & Lht	JCPL TL - 115KV	WHITE TWP to DELAWARE RIVER	35500 - Poles And Fixtures	Crossarm	\$5,701.53	\$3,434.39	\$2,267.14
JCP&L Jersey Central Pwr & Lht	JCPL TL - 115KV	WHITE TWP to DELAWARE RIVER	35500 - Poles And Fixtures	Crossarm	\$6,658.72	\$4,463.93	\$2,194.79
JCP&L Jersey Central Pwr & Lht	JCPL TL - 115KV	WHITE TWP to DELAWARE RIVER	35500 - Poles And Fixtures	Wood Pole	\$6,832.96	\$8,632.14	(\$1,799.18)
JCP&L Jersey Central Pwr & Lht	JCPL TL - 115KV	WHITE TWP to DELAWARE RIVER	35500 - Poles And Fixtures	Wood Pole	\$8,926.75	\$9,381.64	(\$454.89)
JCP&L Jersey Central Pwr & Lht	JCPL TL - 115KV	WHITE TWP to DELAWARE RIVER	35500 - Poles And Fixtures	Wood Pole	\$10,336.28	\$6,226.19	\$4,110.09
JCP&L Jersey Central Pwr & Lht	JCPL TL - 115KV	WHITE TWP to DELAWARE RIVER	35500 - Poles And Fixtures	Wood Pole	\$12,267.75	\$8,801.97	\$3,465.78
JCP&L Jersey Central Pwr & Lht	JCPL TL - 115KV	WHITE TWP to DELAWARE RIVER	35500 - Poles And Fixtures	Wood Pole	\$12,316.71	\$10,050.29	\$2,266.42
JCP&L Jersey Central Pwr & Lht	JCPL TL - 115KV	WHITE TWP to DELAWARE RIVER	35500 - Poles And Fixtures	Wood Pole	\$12,882.65	\$8,636.40	\$4,246.25
JCP&L Jersey Central Pwr & Lht	JCPL TL - 115KV	WHITE TWP to DELAWARE RIVER	35500 - Poles And Fixtures	Wood Pole	\$15,286.82	\$20,591.20	(\$5,304.38)

Company	Major Location	Asset Location	Utility Account	Asset Retirement Unit	Book Cost	Allocated Reserve	Net Book Value
JCP&L Jersey Central Pwr & Lht	JCPL TL - 115KV	WHITE TWP to DELAWARE RIVER	35500 - Poles And Fixtures	Crossarm	\$22,452.38	\$31,030.93	(\$8,578.55)
JCP&L Jersey Central Pwr & Lht	JCPL TL - 115KV	WHITE TWP to DELAWARE RIVER	35500 - Poles And Fixtures	Crossarm	\$29,177.59	\$13,822.51	\$15,355.08
JCP&L Jersey Central Pwr & Lht	JCPL TL - 115KV	WHITE TWP to DELAWARE RIVER	35500 - Poles And Fixtures	Wood Pole	\$31,817.03	\$31,767.34	\$49.69
JCP&L Jersey Central Pwr & Lht	JCPL TL - 115KV	WHITE TWP to DELAWARE RIVER	35500 - Poles And Fixtures	Crossarm	\$36,675.00	\$25,443.57	\$11,231.43
JCP&L Jersey Central Pwr & Lht	JCPL TL - 115KV	WHITE TWP to DELAWARE RIVER	35500 - Poles And Fixtures	Wood Pole	\$43,766.38	\$20,733.77	\$23,032.61
JCP&L Jersey Central Pwr & Lht	JCPL TL - 115KV	WHITE TWP to DELAWARE RIVER	35500 - Poles And Fixtures	Wood Pole	\$75,939.30	\$52,683.47	\$23,255.83
JCP&L Jersey Central Pwr & Lht	JCPL TL - 115KV	WHITE TWP to DELAWARE RIVER	35500 - Poles And Fixtures	Crossarm	\$86,452.43	\$48,289.52	\$38,162.91
JCP&L Jersey Central Pwr & Lht	JCPL TL - 115KV	WHITE TWP to DELAWARE RIVER	35500 - Poles And Fixtures	Wood Pole	\$119,031.97	\$66,487.40	\$52,544.57
JCP&L Jersey Central Pwr & Lht	JCPL TL - 115KV	WHITE TWP to DELAWARE RIVER	35500 - Poles And Fixtures	Crossarm	\$242,932.43	\$125,299.71	\$117,632.72
JCP&L Jersey Central Pwr & Lht	JCPL TL - 115KV	WHITE TWP to DELAWARE RIVER	35500 - Poles And Fixtures	Wood Pole	\$254,641.88	\$131,339.21	\$123,302.67
JCP&L Jersey Central Pwr & Lht	JCPL TL - 115KV	WHITE TWP to DELAWARE RIVER	35500 - Poles And Fixtures	Crossarm	\$256,288.02	\$126,781.50	\$129,506.52
JCP&L Jersey Central Pwr & Lht	JCPL TL - 115KV	WHITE TWP to DELAWARE RIVER	35500 - Poles And Fixtures	Wood Pole	\$260,018.88	\$128,627.10	\$131,391.78
JCP&L Jersey Central Pwr & Lht	JCPL TL - 115KV	WHITE TWP to DELAWARE RIVER	35500 - Poles And Fixtures	Wood Pole	\$392,419.77	\$542,354.56	(\$149,934.79)
		WHITE TWP to DELAWARE RIVER Total			\$1,981,385.53	\$1,461,821.81	\$519,563.72
JCP&L Jersey Central Pwr & Lht	JCPL TL - 230KV	WHITINGS to VANHISEVILLE	35500 - Poles And Fixtures	Non-Unitized	(\$24,664.83)	(\$1,719.02)	(\$22,945.81)
JCP&L Jersey Central Pwr & Lht	JCPL TL - 230KV	WHITINGS to VANHISEVILLE	35500 - Poles And Fixtures	Crossarm	\$1,455.32	\$2,094.01	(\$638.69)
JCP&L Jersey Central Pwr & Lht	JCPL TL - 230KV	WHITINGS to VANHISEVILLE	35500 - Poles And Fixtures	Wood Pole	\$40,764.87	\$58,655.00	(\$17,890.13)
JCP&L Jersey Central Pwr & Lht	JCPL TL - 230KV	WHITINGS to VANHISEVILLE	35500 - Poles And Fixtures	Crossarm	\$46,315.45	\$31,049.39	\$15,266.06
JCP&L Jersey Central Pwr & Lht	JCPL TL - 230KV	WHITINGS to VANHISEVILLE	35500 - Poles And Fixtures	Wood Pole	\$67,962.88	\$45,561.59	\$22,401.29
JCP&L Jersey Central Pwr & Lht	JCPL TL - 230KV	WHITINGS to VANHISEVILLE	35500 - Poles And Fixtures	Wood Pole	\$122,703.11	\$20,984.90	\$101,718.21
JCP&L Jersey Central Pwr & Lht	JCPL TL - 230KV	WHITINGS to VANHISEVILLE	35500 - Poles And Fixtures	Crossarm	\$196,653.84	\$13,705.84	\$182,948.00
JCP&L Jersey Central Pwr & Lht	JCPL TL - 230KV	WHITINGS to VANHISEVILLE	35500 - Poles And Fixtures	Wood Pole	\$663,997.07	\$46,277.45	\$617,719.62
JCP&L Jersey Central Pwr & Lht	JCPL TL - 230KV	WHITINGS to VANHISEVILLE	35500 - Poles And Fixtures	Crossarm	\$3,895,853.26	\$2,260,859.55	\$1,634,993.71
JCP&L Jersey Central Pwr & Lht	JCPL TL - 230KV	WHITINGS to VANHISEVILLE	35500 - Poles And Fixtures	Wood Pole	\$5,863,012.59	\$3,402,450.53	\$2,460,562.06
		WHITINGS to VANHISEVILLE Total			\$10,874,053.56	\$5,879,919.23	\$4,994,134.33
		35500 - Poles And Fixtures Total			\$170,025,323.27	\$76,991,405.61	\$93,033,917.66
JCP&L Jersey Central Pwr & Lht	JCPL TRANS SUBS	ATLANTIC SUB	35610 - Overhd Conductr, Devices	Wire Fully Dressed	\$205,626.22	\$6,538.66	\$199,087.56
		ATLANTIC SUB Total			\$205,626.22	\$6,538.66	\$199,087.56
JCP&L Jersey Central Pwr & Lht	JCPL TL - 230KV	ATLANTIC to LARRABEE	35610 - Overhd Conductr, Devices	Non-Unitized	(\$106,825.89)	(\$3,396.94)	(\$103,428.95)
JCP&L Jersey Central Pwr & Lht	JCPL TL - 230KV	ATLANTIC to LARRABEE	35610 - Overhd Conductr, Devices	Non-Unitized	(\$43,585.99)	(\$4,127.24)	(\$39,458.75)
JCP&L Jersey Central Pwr & Lht	JCPL TL - 230KV	ATLANTIC to LARRABEE	35610 - Overhd Conductr, Devices	Non-Unitized	(\$2,645.86)	(\$195.33)	(\$2,450.53)
JCP&L Jersey Central Pwr & Lht	JCPL TL - 230KV	ATLANTIC to LARRABEE	35610 - Overhd Conductr, Devices	Non-Unitized	(\$611.62)	(\$70.62)	(\$541.00)
JCP&L Jersey Central Pwr & Lht	JCPL TL - 230KV	ATLANTIC to LARRABEE	35610 - Overhd Conductr, Devices	Wire Fully Dressed	\$1.20	\$0.04	\$1.16
JCP&L Jersey Central Pwr & Lht	JCPL TL - 230KV	ATLANTIC to LARRABEE	35610 - Overhd Conductr, Devices	Grounding (Towers & Static Wire)	\$46.07	\$42.68	\$3.39
JCP&L Jersey Central Pwr & Lht	JCPL TL - 230KV	ATLANTIC to LARRABEE	35610 - Overhd Conductr, Devices	Insulator - transmission	\$408.17	\$378.21	\$29.96
JCP&L Jersey Central Pwr & Lht	JCPL TL - 230KV	ATLANTIC to LARRABEE	35610 - Overhd Conductr, Devices	Wire Fully Dressed	\$499.74	\$344.93	\$154.81
JCP&L Jersey Central Pwr & Lht	JCPL TL - 230KV	ATLANTIC to LARRABEE	35610 - Overhd Conductr, Devices	Grounding (Towers & Static Wire)	\$868.18	\$27.61	\$840.57
JCP&L Jersey Central Pwr & Lht	JCPL TL - 230KV	ATLANTIC to LARRABEE	35610 - Overhd Conductr, Devices	Grounding (Towers & Static Wire)	\$1,053.85	\$707.34	\$346.51
JCP&L Jersey Central Pwr & Lht	JCPL TL - 230KV	ATLANTIC to LARRABEE	35610 - Overhd Conductr, Devices	Grounding (Towers & Static Wire)	\$1,771.56	\$1,786.17	(\$14.61)
JCP&L Jersey Central Pwr & Lht	JCPL TL - 230KV	ATLANTIC to LARRABEE	35610 - Overhd Conductr, Devices	Wire Fully Dressed	\$1,921.87	\$1,179.44	\$742.43
JCP&L Jersey Central Pwr & Lht	JCPL TL - 230KV	ATLANTIC to LARRABEE	35610 - Overhd Conductr, Devices	Wire Fully Dressed	\$2,061.31	\$984.28	\$1,077.03
JCP&L Jersey Central Pwr & Lht	JCPL TL - 230KV	ATLANTIC to LARRABEE	35610 - Overhd Conductr, Devices	Wire Fully Dressed	\$2,149.39	\$203.53	\$1,945.86
JCP&L Jersey Central Pwr & Lht	JCPL TL - 230KV	ATLANTIC to LARRABEE	35610 - Overhd Conductr, Devices	Wire Fully Dressed	\$2,234.90	\$1,198.30	\$1,036.60
JCP&L Jersey Central Pwr & Lht	JCPL TL - 230KV	ATLANTIC to LARRABEE	35610 - Overhd Conductr, Devices	Insulator - transmission	\$9,934.06	\$10,015.98	(\$81.92)
JCP&L Jersey Central Pwr & Lht	JCPL TL - 230KV	ATLANTIC to LARRABEE	35610 - Overhd Conductr, Devices	Insulator - transmission	\$10,072.04	\$6,760.31	\$3,311.73
JCP&L Jersey Central Pwr & Lht	JCPL TL - 230KV	ATLANTIC to LARRABEE	35610 - Overhd Conductr, Devices	Wire Fully Dressed	\$24,525.39	\$24,727.65	(\$202.26)
JCP&L Jersey Central Pwr & Lht	JCPL TL - 230KV	ATLANTIC to LARRABEE	35610 - Overhd Conductr, Devices	Wire Fully Dressed	\$25,718.30	\$17,262.02	\$8,456.28
JCP&L Jersey Central Pwr & Lht	JCPL TL - 230KV	ATLANTIC to LARRABEE	35610 - Overhd Conductr, Devices	Insulator - transmission	\$55,579.72	\$6,417.47	\$49,162.25
JCP&L Jersey Central Pwr & Lht	JCPL TL - 230KV	ATLANTIC to LARRABEE	35610 - Overhd Conductr, Devices	Wire Fully Dressed	\$78,453.08	\$72,695.07	\$5,758.01
JCP&L Jersey Central Pwr & Lht	JCPL TL - 230KV	ATLANTIC to LARRABEE	35610 - Overhd Conductr, Devices	Insulator - transmission	\$97,941.53	\$9,274.27	\$88,667.26
JCP&L Jersey Central Pwr & Lht	JCPL TL - 230KV	ATLANTIC to LARRABEE	35610 - Overhd Conductr, Devices	Insulator - transmission	\$119,204.91	\$16,229.51	\$102,975.40
JCP&L Jersey Central Pwr & Lht	JCPL TL - 230KV	ATLANTIC to LARRABEE	35610 - Overhd Conductr, Devices	Insulator - transmission	\$147,310.65	\$10,875.47	\$136,435.18
		ATLANTIC to LARRABEE Total			\$428,086.56	\$173,320.16	\$254,766.40
JCP&L Jersey Central Pwr & Lht	JCPL TL - 230KV	ATLANTIC to OCN VW-890674	35610 - Overhd Conductr, Devices	Grounding (Towers & Static Wire)	\$42.18	\$42.53	(\$0.35)
JCP&L Jersey Central Pwr & Lht	JCPL TL - 230KV	ATLANTIC to OCN VW-890674	35610 - Overhd Conductr, Devices	Grounding (Towers & Static Wire)	\$46.07	\$42.68	\$3.39
JCP&L Jersey Central Pwr & Lht	JCPL TL - 230KV	ATLANTIC to OCN VW-890674	35610 - Overhd Conductr, Devices	Insulator - transmission	\$427.87	\$431.40	(\$3.53)
JCP&L Jersey Central Pwr & Lht	JCPL TL - 230KV	ATLANTIC to OCN VW-890674	35610 - Overhd Conductr, Devices	Wire Fully Dressed	\$599.64	\$604.59	(\$4.95)
JCP&L Jersey Central Pwr & Lht	JCPL TL - 230KV	ATLANTIC to OCN VW-890674	35610 - Overhd Conductr, Devices	Insulator - transmission	\$612.26	\$567.32	\$44.94

Company	Major Location	Asset Location	Utility Account	Asset Retirement Unit	Book Cost	Allocated Reserve	Net Book Value
JCP&L Jersey Central Pwr & Lht	JCPL TL - 230KV	ATLANTIC to OCN VW-890674	35610 - Overhd Conductr, Devices	Wire Fully Dressed	\$2,120.22	\$1,964.61	\$155.61
JCP&L Jersey Central Pwr & Lht	JCPL TL - 230KV	ATLANTIC to OCN VW-890674	35610 - Overhd Conductr, Devices	Wire Fully Dressed	\$3,720.18	\$2,354.61	\$1,365.57
JCP&L Jersey Central Pwr & Lht	JCPL TL - 230KV	ATLANTIC to OCN VW-890674	35610 - Overhd Conductr, Devices	Wire Fully Dressed	\$4,247.73	\$3,012.32	\$1,235.41
JCP&L Jersey Central Pwr & Lht	JCPL TL - 230KV	ATLANTIC to OCN VW-890674	35610 - Overhd Conductr, Devices	Wire Fully Dressed	\$10,147.37	\$6,617.10	\$3,530.27
JCP&L Jersey Central Pwr & Lht	JCPL TL - 230KV	ATLANTIC to OCN VW-890674	35610 - Overhd Conductr, Devices	Grounding (Towers & Static Wire)	\$41,580.80	\$31,050.95	\$10,529.85
JCP&L Jersey Central Pwr & Lht	JCPL TL - 230KV	ATLANTIC to OCN VW-890674	35610 - Overhd Conductr, Devices	Non-Unitized	\$142,201.41	\$10,498.27	\$131,703.14
JCP&L Jersey Central Pwr & Lht	JCPL TL - 230KV	ATLANTIC to OCN VW-890674	35610 - Overhd Conductr, Devices	Wire Fully Dressed	\$285,414.69	\$91,028.75	\$194,385.94
JCP&L Jersey Central Pwr & Lht	JCPL TL - 230KV	ATLANTIC to OCN VW-890674	35610 - Overhd Conductr, Devices	Insulator - transmission	\$348,265.34	\$260,071.24	\$88,194.10
JCP&L Jersey Central Pwr & Lht	JCPL TL - 230KV	ATLANTIC to OCN VW-890674	35610 - Overhd Conductr, Devices	Wire Fully Dressed	\$480,817.20	\$359,055.91	\$121,761.29
		ATLANTIC to OCN VW-890674 Total			\$1,320,242.96	\$767,342.28	\$552,900.68
JCP&L Jersey Central Pwr & Lht	JCPL TL - 230KV	ATLANTIC to RARITAN	35610 - Overhd Conductr, Devices	Grounding (Towers & Static Wire)	\$46.07	\$42.68	\$3.39
JCP&L Jersey Central Pwr & Lht	JCPL TL - 230KV	ATLANTIC to RARITAN	35610 - Overhd Conductr, Devices	Grounding (Towers & Static Wire)	\$64.89	\$53.25	\$11.64
JCP&L Jersey Central Pwr & Lht	JCPL TL - 230KV	ATLANTIC to RARITAN	35610 - Overhd Conductr, Devices	Insulator - transmission	\$612.26	\$567.32	\$44.94
JCP&L Jersey Central Pwr & Lht	JCPL TL - 230KV	ATLANTIC to RARITAN	35610 - Overhd Conductr, Devices	Wire Fully Dressed	\$685.62	\$524.78	\$160.84
JCP&L Jersey Central Pwr & Lht	JCPL TL - 230KV	ATLANTIC to RARITAN	35610 - Overhd Conductr, Devices	Insulator - transmission	\$862.33	\$707.65	\$154.68
JCP&L Jersey Central Pwr & Lht	JCPL TL - 230KV	ATLANTIC to RARITAN	35610 - Overhd Conductr, Devices	Wire Fully Dressed	\$1,032.02	\$349.78	\$682.24
JCP&L Jersey Central Pwr & Lht	JCPL TL - 230KV	ATLANTIC to RARITAN	35610 - Overhd Conductr, Devices	Wire Fully Dressed	\$1,569.17	\$213.64	\$1,355.53
JCP&L Jersey Central Pwr & Lht	JCPL TL - 230KV	ATLANTIC to RARITAN	35610 - Overhd Conductr, Devices	Wire Fully Dressed	\$2,090.16	\$1,322.92	\$767.24
JCP&L Jersey Central Pwr & Lht	JCPL TL - 230KV	ATLANTIC to RARITAN	35610 - Overhd Conductr, Devices	Grounding (Towers & Static Wire)	\$3,223.80	\$438.92	\$2,784.88
JCP&L Jersey Central Pwr & Lht	JCPL TL - 230KV	ATLANTIC to RARITAN	35610 - Overhd Conductr, Devices	Grounding (Towers & Static Wire)	\$3,820.76	\$3,730.94	\$89.82
JCP&L Jersey Central Pwr & Lht	JCPL TL - 230KV	ATLANTIC to RARITAN	35610 - Overhd Conductr, Devices	Wire Fully Dressed	\$4,204.88	\$2,822.30	\$1,382.58
JCP&L Jersey Central Pwr & Lht	JCPL TL - 230KV	ATLANTIC to RARITAN	35610 - Overhd Conductr, Devices	Wire Fully Dressed	\$4,550.24	\$2,967.21	\$1,583.03
JCP&L Jersey Central Pwr & Lht	JCPL TL - 230KV	ATLANTIC to RARITAN	35610 - Overhd Conductr, Devices	Wire Fully Dressed	\$4,788.41	\$2,753.55	\$2,034.86
JCP&L Jersey Central Pwr & Lht	JCPL TL - 230KV	ATLANTIC to RARITAN	35610 - Overhd Conductr, Devices	Wire Fully Dressed	\$8,228.22	\$5,049.60	\$3,178.62
JCP&L Jersey Central Pwr & Lht	JCPL TL - 230KV	ATLANTIC to RARITAN	35610 - Overhd Conductr, Devices	Insulator - transmission	\$8,661.47	\$820.17	\$7,841.30
JCP&L Jersey Central Pwr & Lht	JCPL TL - 230KV	ATLANTIC to RARITAN	35610 - Overhd Conductr, Devices	Wire Fully Dressed	\$8,737.32	\$7,170.06	\$1,567.26
JCP&L Jersey Central Pwr & Lht	JCPL TL - 230KV	ATLANTIC to RARITAN	35610 - Overhd Conductr, Devices	Wire Fully Dressed	\$8,745.98	\$6,367.17	\$2,378.81
JCP&L Jersey Central Pwr & Lht	JCPL TL - 230KV	ATLANTIC to RARITAN	35610 - Overhd Conductr, Devices	Wire Fully Dressed	\$8,848.30	\$5,259.45	\$3,588.85
JCP&L Jersey Central Pwr & Lht	JCPL TL - 230KV	ATLANTIC to RARITAN	35610 - Overhd Conductr, Devices	Wire Fully Dressed	\$14,130.37	\$7,576.41	\$6,553.96
JCP&L Jersey Central Pwr & Lht	JCPL TL - 230KV	ATLANTIC to RARITAN	35610 - Overhd Conductr, Devices	Wire Fully Dressed	\$15,216.59	\$7,564.29	\$7,652.30
JCP&L Jersey Central Pwr & Lht	JCPL TL - 230KV	ATLANTIC to RARITAN	35610 - Overhd Conductr, Devices	Insulator - transmission	\$49,980.75	\$48,805.83	\$1,174.92
JCP&L Jersey Central Pwr & Lht	JCPL TL - 230KV	ATLANTIC to RARITAN	35610 - Overhd Conductr, Devices	Insulator - transmission	\$129,577.88	\$17,641.76	\$111,936.12
JCP&L Jersey Central Pwr & Lht	JCPL TL - 230KV	ATLANTIC to RARITAN	35610 - Overhd Conductr, Devices	Insulator - transmission	\$216,524.84	\$33,939.48	\$182,585.36
JCP&L Jersey Central Pwr & Lht	JCPL TL - 230KV	ATLANTIC to RARITAN	35610 - Overhd Conductr, Devices	Wire Fully Dressed	\$465,707.89	\$431,527.59	\$34,180.30
JCP&L Jersey Central Pwr & Lht	JCPL TL - 230KV	ATLANTIC to RARITAN	35610 - Overhd Conductr, Devices	Wire Fully Dressed	\$553,696.79	\$540,680.74	\$13,016.05
		ATLANTIC to RARITAN Total			\$1,515,607.01	\$1,128,897.49	\$386,709.52
JCP&L Jersey Central Pwr & Lht	JCPL DIST SUBS	BUCKEYE SUB	35610 - Overhd Conductr, Devices	Arrester, Lightning Mass	\$864.94	\$45.73	\$819.21
JCP&L Jersey Central Pwr & Lht	JCPL DIST SUBS	BUCKEYE SUB	35610 - Overhd Conductr, Devices	Switch - Mass	\$3,503.16	\$185.19	\$3,317.97
JCP&L Jersey Central Pwr & Lht	JCPL DIST SUBS	BUCKEYE SUB	35610 - Overhd Conductr, Devices	Insulator - transmission	\$4,362.89	\$230.64	\$4,132.25
		BUCKEYE SUB Total			\$8,730.99	\$461.56	\$8,269.43
JCP&L Jersey Central Pwr & Lht	JCPL TL - 230KV	CHESTER SUB to W. WHARTON SUB	35610 - Overhd Conductr, Devices	Grounding (Towers & Static Wire)	\$578.16	\$484.94	\$93.22
JCP&L Jersey Central Pwr & Lht	JCPL TL - 230KV	CHESTER SUB to W. WHARTON SUB	35610 - Overhd Conductr, Devices	Wire Fully Dressed	\$810.76	\$559.60	\$251.16
JCP&L Jersey Central Pwr & Lht	JCPL TL - 230KV	CHESTER SUB to W. WHARTON SUB	35610 - Overhd Conductr, Devices	Wire Fully Dressed	\$2,651.39	\$1,213.94	\$1,437.45
JCP&L Jersey Central Pwr & Lht	JCPL TL - 230KV	CHESTER SUB to W. WHARTON SUB	35610 - Overhd Conductr, Devices	Grounding (Towers & Static Wire)	\$3,223.68	\$2,931.81	\$291.87
JCP&L Jersey Central Pwr & Lht	JCPL TL - 230KV	CHESTER SUB to W. WHARTON SUB	35610 - Overhd Conductr, Devices	Wire Fully Dressed	\$3,661.14	\$2,596.34	\$1,064.80
JCP&L Jersey Central Pwr & Lht	JCPL TL - 230KV	CHESTER SUB to W. WHARTON SUB	35610 - Overhd Conductr, Devices	Insulator - transmission	\$7,605.77	\$6,379.38	\$1,226.39
JCP&L Jersey Central Pwr & Lht	JCPL TL - 230KV	CHESTER SUB to W. WHARTON SUB	35610 - Overhd Conductr, Devices	Insulator - transmission	\$42,245.64	\$38,420.73	\$3,824.91
JCP&L Jersey Central Pwr & Lht	JCPL TL - 230KV	CHESTER SUB to W. WHARTON SUB	35610 - Overhd Conductr, Devices	Wire Fully Dressed	\$54,501.41	\$29,222.53	\$25,278.88
JCP&L Jersey Central Pwr & Lht	JCPL TL - 230KV	CHESTER SUB to W. WHARTON SUB	35610 - Overhd Conductr, Devices	Wire Fully Dressed	\$92,147.15	\$77,288.91	\$14,858.24
JCP&L Jersey Central Pwr & Lht	JCPL TL - 230KV	CHESTER SUB to W. WHARTON SUB	35610 - Overhd Conductr, Devices	Wire Fully Dressed	\$425,689.26	\$387,147.55	\$38,541.71
		CHESTER SUB to W. WHARTON SUB Total			\$633,114.36	\$546,245.72	\$86,868.64
JCP&L Jersey Central Pwr & Lht	JCPL TL - 230KV	COOKSTOWN to COX CORNER-890392	35610 - Overhd Conductr, Devices	Grounding (Towers & Static Wire)	\$64.24	\$53.88	\$10.36
JCP&L Jersey Central Pwr & Lht	JCPL TL - 230KV	COOKSTOWN to COX CORNER-890392	35610 - Overhd Conductr, Devices	Insulator - transmission	\$845.09	\$708.83	\$136.26
JCP&L Jersey Central Pwr & Lht	JCPL TL - 230KV	COOKSTOWN to COX CORNER-890392	35610 - Overhd Conductr, Devices	Wire Fully Dressed	\$946.07	\$580.59	\$365.48
JCP&L Jersey Central Pwr & Lht	JCPL TL - 230KV	COOKSTOWN to COX CORNER-890392	35610 - Overhd Conductr, Devices	Wire Fully Dressed	\$2,116.54	\$1,775.26	\$341.28
JCP&L Jersey Central Pwr & Lht	JCPL TL - 230KV	COOKSTOWN to COX CORNER-890392	35610 - Overhd Conductr, Devices	Grounding (Towers & Static Wire)	\$3,698.73	\$3,168.73	\$530.00
JCP&L Jersey Central Pwr & Lht	JCPL TL - 230KV	COOKSTOWN to COX CORNER-890392	35610 - Overhd Conductr, Devices	Insulator - transmission	\$47,678.33	\$40,846.40	\$6,831.93
JCP&L Jersey Central Pwr & Lht	JCPL TL - 230KV	COOKSTOWN to COX CORNER-890392	35610 - Overhd Conductr, Devices	Wire Fully Dressed	\$370,489.78	\$317,401.48	\$53,088.30

Company	Major Location	Asset Location	Utility Account	Asset Retirement Unit	Book Cost	Allocated Reserve	Net Book Value
		COOKSTOWN to COX CORNER-890392 Total			\$425,838.78	\$364,535.17	\$61,303.61
JCP&L Jersey Central Pwr & Lht	JCPL TL - 115KV	CR NJ - TL 115KV EASEMENTS	35610 - Overhd Conductr, Devices	Non-Unitized	(\$56,480.25)	(\$4,169.76)	(\$52,310.49)
JCP&L Jersey Central Pwr & Lht	JCPL TL - 115KV	CR NJ - TL 115KV EASEMENTS	35610 - Overhd Conductr, Devices	Non-Unitized	(\$1,912.03)	(\$220.77)	(\$1,691.26)
JCP&L Jersey Central Pwr & Lht	JCPL TL - 115KV	CR NJ - TL 115KV EASEMENTS	35610 - Overhd Conductr, Devices	Grounding (Towers & Static Wire)	\$1,621.57	\$17.23	\$1,604.34
JCP&L Jersey Central Pwr & Lht	JCPL TL - 115KV	CR NJ - TL 115KV EASEMENTS	35610 - Overhd Conductr, Devices	Non-Unitized	\$1,634.32	\$222.51	\$1,411.81
JCP&L Jersey Central Pwr & Lht	JCPL TL - 115KV	CR NJ - TL 115KV EASEMENTS	35610 - Overhd Conductr, Devices	Insulator - transmission	\$14,652.10	\$774.56	\$13,877.54
JCP&L Jersey Central Pwr & Lht	JCPL TL - 115KV	CR NJ - TL 115KV EASEMENTS	35610 - Overhd Conductr, Devices	Insulator - transmission	\$43,749.29	\$1,391.18	\$42,358.11
JCP&L Jersey Central Pwr & Lht	JCPL TL - 115KV	CR NJ - TL 115KV EASEMENTS	35610 - Overhd Conductr, Devices	Insulator - transmission	\$54,588.88	\$6,303.06	\$48,285.82
JCP&L Jersey Central Pwr & Lht	JCPL TL - 115KV	CR NJ - TL 115KV EASEMENTS	35610 - Overhd Conductr, Devices	Non-Unitized	\$55,501.70	\$5,255.56	\$50,246.14
		CR NJ - TL 115KV EASEMENTS Total			\$113,355.58	\$9,573.57	\$103,782.01
JCP&L Jersey Central Pwr & Lht	JCPL TL - 34KV	CR NJ - TL 34KV (JCPL)	35610 - Overhd Conductr, Devices	Wire Fully Dressed	(\$13,004.32)	(\$1,894.06)	(\$11,110.26)
JCP&L Jersey Central Pwr & Lht	JCPL TL - 34KV	CR NJ - TL 34KV (JCPL)	35610 - Overhd Conductr, Devices	Insulator - transmission	(\$4,399.83)	(\$640.30)	(\$3,759.53)
JCP&L Jersey Central Pwr & Lht	JCPL TL - 34KV	CR NJ - TL 34KV (JCPL)	35610 - Overhd Conductr, Devices	Wire Fully Dressed - TBT	(\$4,107.00)	(\$598.26)	(\$3,508.74)
JCP&L Jersey Central Pwr & Lht	JCPL TL - 34KV	CR NJ - TL 34KV (JCPL)	35610 - Overhd Conductr, Devices	Arrester, Lightning Mass	(\$73.98)	(\$10.78)	(\$63.20)
JCP&L Jersey Central Pwr & Lht	JCPL TL - 34KV	CR NJ - TL 34KV (JCPL)	35610 - Overhd Conductr, Devices	Arrester, Lightning Mass	\$0.02	\$0.06	(\$0.04)
JCP&L Jersey Central Pwr & Lht	JCPL TL - 34KV	CR NJ - TL 34KV (JCPL)	35610 - Overhd Conductr, Devices	Switch - Mass	\$0.16	\$0.49	(\$0.33)
JCP&L Jersey Central Pwr & Lht	JCPL TL - 34KV	CR NJ - TL 34KV (JCPL)	35610 - Overhd Conductr, Devices	Arrester, Lightning Mass	\$0.42	\$1.53	(\$1.11)
JCP&L Jersey Central Pwr & Lht	JCPL TL - 34KV	CR NJ - TL 34KV (JCPL)	35610 - Overhd Conductr, Devices	Switch - Mass	\$0.45	\$1.64	(\$1.19)
JCP&L Jersey Central Pwr & Lht	JCPL TL - 34KV	CR NJ - TL 34KV (JCPL)	35610 - Overhd Conductr, Devices	Insulator - transmission	\$0.70	\$2.16	(\$1.46)
JCP&L Jersey Central Pwr & Lht	JCPL TL - 34KV	CR NJ - TL 34KV (JCPL)	35610 - Overhd Conductr, Devices	Insulator - transmission	\$217.07	\$42.10	\$174.97
JCP&L Jersey Central Pwr & Lht	JCPL TL - 34KV	CR NJ - TL 34KV (JCPL)	35610 - Overhd Conductr, Devices	Non-Unitized	\$668.24	\$2,999.21	(\$2,330.97)
JCP&L Jersey Central Pwr & Lht	JCPL TL - 34KV	CR NJ - TL 34KV (JCPL)	35610 - Overhd Conductr, Devices	Wire Fully Dressed	\$1,550.79	\$254.87	\$1,295.92
JCP&L Jersey Central Pwr & Lht	JCPL TL - 34KV	CR NJ - TL 34KV (JCPL)	35610 - Overhd Conductr, Devices	Non-Unitized	\$3,288.53	\$13,835.26	(\$10,546.73)
JCP&L Jersey Central Pwr & Lht	JCPL TL - 34KV	CR NJ - TL 34KV (JCPL)	35610 - Overhd Conductr, Devices	Non-Unitized	\$48,916.83	\$192,049.31	(\$143,132.48)
		CR NJ - TL 34KV (JCPL) Total			\$33,058.08	\$206,043.24	(\$172,985.16)
JCP&L Jersey Central Pwr & Lht	JCPL - UNSPECIFIED	CR NJ - Unspecified (JCPL)	35610 - Overhd Conductr, Devices	Non-Unitized	\$3,347.17	\$729.93	\$2,617.24
		CR NJ - Unspecified (JCPL) Total			\$3,347.17	\$729.93	\$2,617.24
JCP&L Jersey Central Pwr & Lht	JCPL SUB-TRANS SUBS	DEEP RUN SUB	35610 - Overhd Conductr, Devices	Non-Unitized	\$2,856.03	\$270.44	\$2,585.59
		DEEP RUN SUB Total			\$2,856.03	\$270.44	\$2,585.59
JCP&L Jersey Central Pwr & Lht	JCPL TL - 230KV	E. FLEM. LP to PS-ROSE-LAMB	35610 - Overhd Conductr, Devices	Grounding (Towers & Static Wire)	\$3,779.23	\$1,053.55	\$2,725.68
JCP&L Jersey Central Pwr & Lht	JCPL TL - 230KV	E. FLEM. LP to PS-ROSE-LAMB	35610 - Overhd Conductr, Devices	Grounding (Towers & Static Wire)	\$16,975.07	\$11,069.43	\$5,905.64
JCP&L Jersey Central Pwr & Lht	JCPL TL - 230KV	E. FLEM. LP to PS-ROSE-LAMB	35610 - Overhd Conductr, Devices	Insulator - transmission	\$33,215.36	\$9,259.61	\$23,955.75
JCP&L Jersey Central Pwr & Lht	JCPL TL - 230KV	E. FLEM. LP to PS-ROSE-LAMB	35610 - Overhd Conductr, Devices	Wire Fully Dressed	\$46,043.81	\$12,835.86	\$33,207.95
JCP&L Jersey Central Pwr & Lht	JCPL TL - 230KV	E. FLEM. LP to PS-ROSE-LAMB	35610 - Overhd Conductr, Devices	Insulator - transmission	\$196,835.87	\$128,356.55	\$68,479.32
JCP&L Jersey Central Pwr & Lht	JCPL TL - 230KV	E. FLEM. LP to PS-ROSE-LAMB	35610 - Overhd Conductr, Devices	Wire Fully Dressed	\$269,003.06	\$175,416.74	\$93,586.32
		E. FLEM. LP to PS-ROSE-LAMB Total			\$565,852.40	\$337,991.73	\$227,860.67
JCP&L Jersey Central Pwr & Lht	JCPL SUB-TRANS SUBS	E. FLEMINGTON SUB	35610 - Overhd Conductr, Devices	Grounding (Towers & Static Wire)	\$1,559.22	\$115.11	\$1,444.11
JCP&L Jersey Central Pwr & Lht	JCPL SUB-TRANS SUBS	E. FLEMINGTON SUB	35610 - Overhd Conductr, Devices	Arrester, Lightning Mass	\$1,592.76	\$117.59	\$1,475.17
JCP&L Jersey Central Pwr & Lht	JCPL SUB-TRANS SUBS	E. FLEMINGTON SUB	35610 - Overhd Conductr, Devices	Insulator - transmission	\$17,938.61	\$1,324.35	\$16,614.26
		E. FLEMINGTON SUB Total			\$21,090.59	\$1,557.05	\$19,533.54
JCP&L Jersey Central Pwr & Lht	JCPL TL - 230KV	EATON CREST LOOP	35610 - Overhd Conductr, Devices	Arrester, Lightning Mass	\$5,553.33	\$59.02	\$5,494.31
JCP&L Jersey Central Pwr & Lht	JCPL TL - 230KV	EATON CREST LOOP	35610 - Overhd Conductr, Devices	Non-Unitized	\$2,427,102.07	\$25,793.23	\$2,401,308.84
JCP&L Jersey Central Pwr & Lht	JCPL TL - 230KV	EATON CREST LOOP	35610 - Overhd Conductr, Devices	Non-Unitized	\$5,081,834.19	\$54,005.51	\$5,027,828.68
		EATON CREST LOOP Total			\$7,514,489.59	\$79,857.75	\$7,434,631.84
JCP&L Jersey Central Pwr & Lht	JCPL TL - 115KV	ENGLISHTOWN-WYCOFF STREET 115KV	35610 - Overhd Conductr, Devices	Non-Unitized	\$435.94	\$4.64	\$431.30
		ENGLISHTOWN-WYCOFF STREET 115KV Total			\$435.94	\$4.64	\$431.30
JCP&L Jersey Central Pwr & Lht	JCPL SUB-TRANS SUBS	FRANKLIN SUB	35610 - Overhd Conductr, Devices	Wire Fully Dressed	\$1,056.06	\$55.82	\$1,000.24
		FRANKLIN SUB Total			\$1,056.06	\$55.82	\$1,000.24
JCP&L Jersey Central Pwr & Lht	JCPL TL - 230KV	FRANKLIN SUB to HAMBURG SUB	35610 - Overhd Conductr, Devices	Non-Unitized	(\$271.48)	(\$14.35)	(\$257.13)
JCP&L Jersey Central Pwr & Lht	JCPL TL - 230KV	FRANKLIN SUB to HAMBURG SUB	35610 - Overhd Conductr, Devices	Arrester, Lightning Mass	\$0.07	\$0.00	\$0.07
JCP&L Jersey Central Pwr & Lht	JCPL TL - 230KV	FRANKLIN SUB to HAMBURG SUB	35610 - Overhd Conductr, Devices	Grounding (Towers & Static Wire)	\$5.89	\$0.31	\$5.58
JCP&L Jersey Central Pwr & Lht	JCPL TL - 230KV	FRANKLIN SUB to HAMBURG SUB	35610 - Overhd Conductr, Devices	Insulator - transmission	\$23.58	\$1.25	\$22.33
JCP&L Jersey Central Pwr & Lht	JCPL TL - 230KV	FRANKLIN SUB to HAMBURG SUB	35610 - Overhd Conductr, Devices	Wire Fully Dressed	\$35.18	\$1.86	\$33.32
JCP&L Jersey Central Pwr & Lht	JCPL TL - 230KV	FRANKLIN SUB to HAMBURG SUB	35610 - Overhd Conductr, Devices	Grounding (Towers & Static Wire)	\$1,131.72	\$338.26	\$793.46
JCP&L Jersey Central Pwr & Lht	JCPL TL - 230KV	FRANKLIN SUB to HAMBURG SUB	35610 - Overhd Conductr, Devices	Switch - Mass	\$3,872.93	\$204.74	\$3,668.19
		FRANKLIN SUB to HAMBURG SUB Total			\$4,797.89	\$532.06	\$4,265.83
JCP&L Jersey Central Pwr & Lht	JCPL TL - 230KV	FRANKLIN to MONTVILLE	35610 - Overhd Conductr, Devices	Grounding (Towers & Static Wire)	\$417.25	\$73.96	\$343.29
JCP&L Jersey Central Pwr & Lht	JCPL TL - 230KV	FRANKLIN to MONTVILLE	35610 - Overhd Conductr, Devices	Wire Fully Dressed	\$580,924.36	\$102,977.23	\$477,947.13

Company	Major Location	Asset Location	Utility Account	Asset Retirement Unit	Book Cost	Allocated Reserve	Net Book Value
		FRANKLIN to MONTVILLE Total			\$581,341.61	\$103,051.19	\$478,290.42
JCP&L Jersey Central Pwr & Lht	JCPL TL - 230KV	FRÉNEAU to ABERDEEN	35610 - Overhd Conductr, Devices	Wire Fully Dressed	\$278.26	\$170.76	\$107.50
JCP&L Jersey Central Pwr & Lht	JCPL TL - 230KV	FRÉNEAU to ABERDEEN	35610 - Overhd Conductr, Devices	Grounding (Towers & Static Wire)	\$120,001.98	\$66,677.51	\$53,324.47
JCP&L Jersey Central Pwr & Lht	JCPL TL - 230KV	FRÉNEAU to ABERDEEN	35610 - Overhd Conductr, Devices	Insulator - transmission	\$598,320.78	\$332,449.01	\$265,871.77
JCP&L Jersey Central Pwr & Lht	JCPL TL - 230KV	FRÉNEAU to ABERDEEN	35610 - Overhd Conductr, Devices	Wire Fully Dressed	\$777,479.21	\$431,996.02	\$345,483.19
		FRÉNEAU to ABERDEEN Total			\$1,496,080.23	\$831,293.30	\$664,786.93
JCP&L Jersey Central Pwr & Lht	JCPL TL - 230KV	GAS TURBINE to (RARITAN RVR)	35610 - Overhd Conductr, Devices	Grounding (Towers & Static Wire)	\$899.36	\$754.35	\$145.01
JCP&L Jersey Central Pwr & Lht	JCPL TL - 230KV	GAS TURBINE to (RARITAN RVR)	35610 - Overhd Conductr, Devices	Wire Fully Dressed	\$6,885.98	\$5,650.81	\$1,235.17
JCP&L Jersey Central Pwr & Lht	JCPL TL - 230KV	GAS TURBINE to (RARITAN RVR)	35610 - Overhd Conductr, Devices	Insulator - transmission	\$6,899.00	\$5,786.58	\$1,112.42
JCP&L Jersey Central Pwr & Lht	JCPL TL - 230KV	GAS TURBINE to (RARITAN RVR)	35610 - Overhd Conductr, Devices	Wire Fully Dressed	\$9,449.15	\$7,925.53	\$1,523.62
		GAS TURBINE to (RARITAN RVR) Total			\$24,133.49	\$20,117.26	\$4,016.23
JCP&L Jersey Central Pwr & Lht	JCPL TL - 115KV	GILBERT MORRIS PARK to W. WHARTON	35610 - Overhd Conductr, Devices	Insulator - transmission	\$782.22	\$233.79	\$548.43
JCP&L Jersey Central Pwr & Lht	JCPL TL - 115KV	GILBERT MORRIS PARK to W. WHARTON	35610 - Overhd Conductr, Devices	Insulator - transmission	\$1,404.20	\$44.65	\$1,359.55
JCP&L Jersey Central Pwr & Lht	JCPL TL - 115KV	GILBERT MORRIS PARK to W. WHARTON	35610 - Overhd Conductr, Devices	Insulator - transmission	\$2,005.65	\$273.07	\$1,732.58
JCP&L Jersey Central Pwr & Lht	JCPL TL - 115KV	GILBERT MORRIS PARK to W. WHARTON	35610 - Overhd Conductr, Devices	Grounding (Towers & Static Wire)	\$3,678.09	\$1,099.32	\$2,578.77
JCP&L Jersey Central Pwr & Lht	JCPL TL - 115KV	GILBERT MORRIS PARK to W. WHARTON	35610 - Overhd Conductr, Devices	Wire Fully Dressed	\$13,521.94	\$4,041.48	\$9,480.46
JCP&L Jersey Central Pwr & Lht	JCPL TL - 115KV	GILBERT MORRIS PARK to W. WHARTON	35610 - Overhd Conductr, Devices	Non-Unitized	\$15,168.40	\$161.19	\$15,007.21
JCP&L Jersey Central Pwr & Lht	JCPL TL - 115KV	GILBERT MORRIS PARK to W. WHARTON	35610 - Overhd Conductr, Devices	Insulator - transmission	\$216,044.96	\$11,420.95	\$204,624.01
		GILBERT MORRIS PARK to W. WHARTON Total			\$252,605.46	\$17,274.46	\$235,331.00
JCP&L Jersey Central Pwr & Lht	JCPL SUB-TRANS SUBS	GILBERT SUB	35610 - Overhd Conductr, Devices	Non-Unitized	(\$48,988.73)	(\$5,656.44)	(\$43,332.29)
		GILBERT SUB Total			(\$48,988.73)	(\$5,656.44)	(\$43,332.29)
JCP&L Jersey Central Pwr & Lht	JCPL TL - 230KV	GILBERT SUB to GLEN GARDNER SUB	35610 - Overhd Conductr, Devices	Grounding (Towers & Static Wire)	\$59.05	\$51.64	\$7.41
JCP&L Jersey Central Pwr & Lht	JCPL TL - 230KV	GILBERT SUB to GLEN GARDNER SUB	35610 - Overhd Conductr, Devices	Non-Unitized	\$305.96	\$16.17	\$289.79
JCP&L Jersey Central Pwr & Lht	JCPL TL - 230KV	GILBERT SUB to GLEN GARDNER SUB	35610 - Overhd Conductr, Devices	Insulator - transmission	\$758.85	\$663.60	\$95.25
JCP&L Jersey Central Pwr & Lht	JCPL TL - 230KV	GILBERT SUB to GLEN GARDNER SUB	35610 - Overhd Conductr, Devices	Wire Fully Dressed	\$793.95	\$410.21	\$383.74
JCP&L Jersey Central Pwr & Lht	JCPL TL - 230KV	GILBERT SUB to GLEN GARDNER SUB	35610 - Overhd Conductr, Devices	Wire Fully Dressed	\$1,094.16	\$586.67	\$507.49
JCP&L Jersey Central Pwr & Lht	JCPL TL - 230KV	GILBERT SUB to GLEN GARDNER SUB	35610 - Overhd Conductr, Devices	Wire Fully Dressed	\$2,142.68	\$1,438.16	\$704.52
JCP&L Jersey Central Pwr & Lht	JCPL TL - 230KV	GILBERT SUB to GLEN GARDNER SUB	35610 - Overhd Conductr, Devices	Grounding (Towers & Static Wire)	\$2,533.33	\$2,473.78	\$59.55
JCP&L Jersey Central Pwr & Lht	JCPL TL - 230KV	GILBERT SUB to GLEN GARDNER SUB	35610 - Overhd Conductr, Devices	Wire Fully Dressed	\$4,501.75	\$3,936.72	\$565.03
JCP&L Jersey Central Pwr & Lht	JCPL TL - 230KV	GILBERT SUB to GLEN GARDNER SUB	35610 - Overhd Conductr, Devices	Wire Fully Dressed	\$6,979.00	\$4,551.00	\$2,428.00
JCP&L Jersey Central Pwr & Lht	JCPL TL - 230KV	GILBERT SUB to GLEN GARDNER SUB	35610 - Overhd Conductr, Devices	Non-Unitized	\$7,567.70	\$558.70	\$7,009.00
JCP&L Jersey Central Pwr & Lht	JCPL TL - 230KV	GILBERT SUB to GLEN GARDNER SUB	35610 - Overhd Conductr, Devices	Insulator - transmission	\$21,259.18	\$1,123.84	\$20,135.34
JCP&L Jersey Central Pwr & Lht	JCPL TL - 230KV	GILBERT SUB to GLEN GARDNER SUB	35610 - Overhd Conductr, Devices	Wire Fully Dressed	\$29,374.15	\$14,026.26	\$15,347.89
JCP&L Jersey Central Pwr & Lht	JCPL TL - 230KV	GILBERT SUB to GLEN GARDNER SUB	35610 - Overhd Conductr, Devices	Insulator - transmission	\$33,139.41	\$32,360.38	\$779.03
JCP&L Jersey Central Pwr & Lht	JCPL TL - 230KV	GILBERT SUB to GLEN GARDNER SUB	35610 - Overhd Conductr, Devices	Wire Fully Dressed	\$616,278.27	\$601,791.09	\$14,487.18
JCP&L Jersey Central Pwr & Lht	JCPL TL - 230KV	GILBERT SUB to GLEN GARDNER SUB	35610 - Overhd Conductr, Devices	Wire Fully Dressed	\$745,249.48	\$237,686.20	\$507,563.28
JCP&L Jersey Central Pwr & Lht	JCPL TL - 230KV	GILBERT SUB to GLEN GARDNER SUB	35610 - Overhd Conductr, Devices	Wire Fully Dressed	\$5,838,279.09	\$308,633.52	\$5,529,645.57
		GILBERT SUB to GLEN GARDNER SUB Total			\$7,310,316.01	\$1,210,307.94	\$6,100,008.07
JCP&L Jersey Central Pwr & Lht	JCPL TL - 230KV	GILBERT to HOSENSACK NJ	35610 - Overhd Conductr, Devices	Grounding (Towers & Static Wire)	\$52.56	\$46.89	\$5.67
JCP&L Jersey Central Pwr & Lht	JCPL TL - 230KV	GILBERT to HOSENSACK NJ	35610 - Overhd Conductr, Devices	Insulator - transmission	\$664.00	\$592.34	\$71.66
JCP&L Jersey Central Pwr & Lht	JCPL TL - 230KV	GILBERT to HOSENSACK NJ	35610 - Overhd Conductr, Devices	Wire Fully Dressed	\$2,531.25	\$2,213.55	\$317.70
JCP&L Jersey Central Pwr & Lht	JCPL TL - 230KV	GILBERT to HOSENSACK NJ	35610 - Overhd Conductr, Devices	Wire Fully Dressed	\$21,280.54	\$18,984.02	\$2,296.52
		GILBERT to HOSENSACK NJ Total			\$24,528.35	\$21,836.81	\$2,691.54
JCP&L Jersey Central Pwr & Lht	JCPL TL - 230KV	GILBERT to MARTINS CRK	35610 - Overhd Conductr, Devices	Non-Unitized	\$438.07	\$4.66	\$433.41
JCP&L Jersey Central Pwr & Lht	JCPL TL - 230KV	GILBERT to MARTINS CRK	35610 - Overhd Conductr, Devices	Insulator - transmission	\$2,426.23	\$380.30	\$2,045.93
JCP&L Jersey Central Pwr & Lht	JCPL TL - 230KV	GILBERT to MARTINS CRK	35610 - Overhd Conductr, Devices	Wire Fully Dressed	\$4,678.49	\$733.34	\$3,945.15
JCP&L Jersey Central Pwr & Lht	JCPL TL - 230KV	GILBERT to MARTINS CRK	35610 - Overhd Conductr, Devices	Insulator - transmission	\$30,598.04	\$6,672.64	\$23,925.40
JCP&L Jersey Central Pwr & Lht	JCPL TL - 230KV	GILBERT to MARTINS CRK	35610 - Overhd Conductr, Devices	Wire Fully Dressed	\$59,001.71	\$12,866.76	\$46,134.95
JCP&L Jersey Central Pwr & Lht	JCPL TL - 230KV	GILBERT to MARTINS CRK	35610 - Overhd Conductr, Devices	Wire Fully Dressed	\$69,501.39	\$29,079.61	\$40,421.78
JCP&L Jersey Central Pwr & Lht	JCPL TL - 230KV	GILBERT to MARTINS CRK	35610 - Overhd Conductr, Devices	Grounding (Towers & Static Wire)	\$73,288.98	\$43,563.12	\$29,725.86
JCP&L Jersey Central Pwr & Lht	JCPL TL - 230KV	GILBERT to MARTINS CRK	35610 - Overhd Conductr, Devices	Insulator - transmission	\$882,734.61	\$524,699.15	\$358,035.46
JCP&L Jersey Central Pwr & Lht	JCPL TL - 230KV	GILBERT to MARTINS CRK	35610 - Overhd Conductr, Devices	Wire Fully Dressed	\$1,905,439.90	\$1,132,597.15	\$772,842.75
		GILBERT to MARTINS CRK Total			\$3,028,107.42	\$1,750,596.74	\$1,277,510.68
JCP&L Jersey Central Pwr & Lht	JCPL TL - 230KV	GLEN GARDNER SUB to CHESTER SUB	35610 - Overhd Conductr, Devices	Wire Fully Dressed	\$949.38	\$490.52	\$458.86
JCP&L Jersey Central Pwr & Lht	JCPL TL - 230KV	GLEN GARDNER SUB to CHESTER SUB	35610 - Overhd Conductr, Devices	Wire Fully Dressed	\$1,351.29	\$958.28	\$393.01
JCP&L Jersey Central Pwr & Lht	JCPL TL - 230KV	GLEN GARDNER SUB to CHESTER SUB	35610 - Overhd Conductr, Devices	Grounding (Towers & Static Wire)	\$1,868.80	\$1,699.60	\$169.20
JCP&L Jersey Central Pwr & Lht	JCPL TL - 230KV	GLEN GARDNER SUB to CHESTER SUB	35610 - Overhd Conductr, Devices	Wire Fully Dressed	\$4,832.12	\$2,117.19	\$2,714.93
JCP&L Jersey Central Pwr & Lht	JCPL TL - 230KV	GLEN GARDNER SUB to CHESTER SUB	35610 - Overhd Conductr, Devices	Wire Fully Dressed	\$10,261.56	\$5,502.04	\$4,759.52

Company	Major Location	Asset Location	Utility Account	Asset Retirement Unit	Book Cost	Allocated Reserve	Net Book Value
JCP&L Jersey Central Pwr & Lht	JCPL TL - 230KV	GLEN GARDNER SUB to CHESTER SUB	35610 - Overhd Conductr, Devices	Wire Fully Dressed	\$12,855.34	\$6,138.46	\$6,716.88
JCP&L Jersey Central Pwr & Lht	JCPL TL - 230KV	GLEN GARDNER SUB to CHESTER SUB	35610 - Overhd Conductr, Devices	Wire Fully Dressed	\$23,777.51	\$5,185.26	\$18,592.25
JCP&L Jersey Central Pwr & Lht	JCPL TL - 230KV	GLEN GARDNER SUB to CHESTER SUB	35610 - Overhd Conductr, Devices	Insulator - transmission	\$24,490.22	\$22,272.88	\$2,217.34
JCP&L Jersey Central Pwr & Lht	JCPL TL - 230KV	GLEN GARDNER SUB to CHESTER SUB	35610 - Overhd Conductr, Devices	Wire Fully Dressed	\$635,547.55	\$578,005.35	\$57,542.20
		GLEN GARDNER SUB to CHESTER SUB Total			\$715,933.77	\$622,369.59	\$93,564.18
JCP&L Jersey Central Pwr & Lht	JCPL TL - 230KV	GLEN GARDNER to WHIPPANY-MORRISTOWN	35610 - Overhd Conductr, Devices	Non-Unitized	(\$22,194.51)	(\$1,173.29)	(\$21,021.22)
JCP&L Jersey Central Pwr & Lht	JCPL TL - 230KV	GLEN GARDNER to WHIPPANY-MORRISTOWN	35610 - Overhd Conductr, Devices	Insulator - transmission	\$975.21	\$654.56	\$320.65
JCP&L Jersey Central Pwr & Lht	JCPL TL - 230KV	GLEN GARDNER to WHIPPANY-MORRISTOWN	35610 - Overhd Conductr, Devices	Wire Fully Dressed	\$1,510.97	\$1,014.16	\$496.81
JCP&L Jersey Central Pwr & Lht	JCPL TL - 230KV	GLEN GARDNER to WHIPPANY-MORRISTOWN	35610 - Overhd Conductr, Devices	Grounding (Towers & Static Wire)	\$42,020.11	\$2,221.34	\$39,798.77
JCP&L Jersey Central Pwr & Lht	JCPL TL - 230KV	GLEN GARDNER to WHIPPANY-MORRISTOWN	35610 - Overhd Conductr, Devices	Wire Fully Dressed	\$158,132.02	\$109,145.28	\$48,986.74
JCP&L Jersey Central Pwr & Lht	JCPL TL - 230KV	GLEN GARDNER to WHIPPANY-MORRISTOWN	35610 - Overhd Conductr, Devices	Grounding (Towers & Static Wire)	\$173,957.35	\$120,068.19	\$53,889.16
JCP&L Jersey Central Pwr & Lht	JCPL TL - 230KV	GLEN GARDNER to WHIPPANY-MORRISTOWN	35610 - Overhd Conductr, Devices	Insulator - transmission	\$214,457.27	\$148,021.88	\$66,435.39
JCP&L Jersey Central Pwr & Lht	JCPL TL - 230KV	GLEN GARDNER to WHIPPANY-MORRISTOWN	35610 - Overhd Conductr, Devices	Wire Fully Dressed	\$219,980.14	\$11,628.99	\$208,351.15
JCP&L Jersey Central Pwr & Lht	JCPL TL - 230KV	GLEN GARDNER to WHIPPANY-MORRISTOWN	35610 - Overhd Conductr, Devices	Insulator - transmission	\$509,277.41	\$26,922.33	\$482,355.08
		GLEN GARDNER to WHIPPANY-MORRISTOWN Total			\$1,298,115.97	\$418,503.43	\$879,612.54
JCP&L Jersey Central Pwr & Lht	JCPL TL - 115KV	HOLLAND to BETHLEHEM	35610 - Overhd Conductr, Devices	Grounding (Towers & Static Wire)	\$33.74	\$38.15	(\$4.41)
JCP&L Jersey Central Pwr & Lht	JCPL TL - 115KV	HOLLAND to BETHLEHEM	35610 - Overhd Conductr, Devices	Insulator - transmission	\$146.30	\$165.40	(\$19.10)
JCP&L Jersey Central Pwr & Lht	JCPL TL - 115KV	HOLLAND to BETHLEHEM	35610 - Overhd Conductr, Devices	Wire Fully Dressed	\$301.73	\$369.70	(\$67.97)
JCP&L Jersey Central Pwr & Lht	JCPL TL - 115KV	HOLLAND to BETHLEHEM	35610 - Overhd Conductr, Devices	Wire Fully Dressed	\$424.15	\$532.32	(\$108.17)
JCP&L Jersey Central Pwr & Lht	JCPL TL - 115KV	HOLLAND to BETHLEHEM	35610 - Overhd Conductr, Devices	Wire Fully Dressed	\$589.57	\$738.30	(\$148.73)
JCP&L Jersey Central Pwr & Lht	JCPL TL - 115KV	HOLLAND to BETHLEHEM	35610 - Overhd Conductr, Devices	Wire Fully Dressed	\$2,027.35	\$2,292.05	(\$264.70)
		HOLLAND to BETHLEHEM Total			\$3,522.84	\$4,135.93	(\$613.09)
JCP&L Jersey Central Pwr & Lht	JCPL DIST SUBS	HYSON SUB	35610 - Overhd Conductr, Devices	Grounding (Towers & Static Wire)	\$74.73	\$5.52	\$69.21
JCP&L Jersey Central Pwr & Lht	JCPL DIST SUBS	HYSON SUB	35610 - Overhd Conductr, Devices	Arrester, Lightning Mass	\$1,199.38	\$88.54	\$1,110.84
		HYSON SUB Total			\$1,274.11	\$94.06	\$1,180.05
JCP&L Jersey Central Pwr & Lht	JCPL TL - 230KV	J.C. PORTLAND to WHIPPANY	35610 - Overhd Conductr, Devices	Wire Fully Dressed	\$12,075.35	\$6,474.55	\$5,600.80
		J.C. PORTLAND to WHIPPANY Total			\$12,075.35	\$6,474.55	\$5,600.80
JCP&L Jersey Central Pwr & Lht	JCPL DIST LINES	JCPL DISTRIBUTION LINES	35610 - Overhd Conductr, Devices	Non-Unitized	(\$2,070.37)	(\$152.85)	(\$1,917.52)
JCP&L Jersey Central Pwr & Lht	JCPL DIST LINES	JCPL DISTRIBUTION LINES	35610 - Overhd Conductr, Devices	Non-Unitized	(\$1,257.04)	(\$66.45)	(\$1,190.59)
JCP&L Jersey Central Pwr & Lht	JCPL DIST LINES	JCPL DISTRIBUTION LINES	35610 - Overhd Conductr, Devices	Wire Fully Dressed	\$0.20	\$0.25	(\$0.05)
JCP&L Jersey Central Pwr & Lht	JCPL DIST LINES	JCPL DISTRIBUTION LINES	35610 - Overhd Conductr, Devices	Insulator - transmission	\$0.52	\$0.65	(\$0.13)
JCP&L Jersey Central Pwr & Lht	JCPL DIST LINES	JCPL DISTRIBUTION LINES	35610 - Overhd Conductr, Devices	Non-Unitized	\$12.60	\$1.19	\$11.41
JCP&L Jersey Central Pwr & Lht	JCPL DIST LINES	JCPL DISTRIBUTION LINES	35610 - Overhd Conductr, Devices	Wire Fully Dressed - TBT	\$189.61	\$10.03	\$179.58
JCP&L Jersey Central Pwr & Lht	JCPL DIST LINES	JCPL DISTRIBUTION LINES	35610 - Overhd Conductr, Devices	Wire Fully Dressed - TBT	\$478.27	\$15.21	\$463.06
JCP&L Jersey Central Pwr & Lht	JCPL DIST LINES	JCPL DISTRIBUTION LINES	35610 - Overhd Conductr, Devices	Cutout	\$691.02	\$21.97	\$669.05
JCP&L Jersey Central Pwr & Lht	JCPL DIST LINES	JCPL DISTRIBUTION LINES	35610 - Overhd Conductr, Devices	Insulator - transmission	\$2,048.85	\$194.01	\$1,854.84
JCP&L Jersey Central Pwr & Lht	JCPL DIST LINES	JCPL DISTRIBUTION LINES	35610 - Overhd Conductr, Devices	Grounding (Towers & Static Wire)	\$4,429.79	\$140.86	\$4,288.93
JCP&L Jersey Central Pwr & Lht	JCPL DIST LINES	JCPL DISTRIBUTION LINES	35610 - Overhd Conductr, Devices	Switch - Mass	\$5,614.78	\$178.54	\$5,436.24
JCP&L Jersey Central Pwr & Lht	JCPL DIST LINES	JCPL DISTRIBUTION LINES	35610 - Overhd Conductr, Devices	Grounding (Towers & Static Wire)	\$10,115.39	\$746.79	\$9,368.60
JCP&L Jersey Central Pwr & Lht	JCPL DIST LINES	JCPL DISTRIBUTION LINES	35610 - Overhd Conductr, Devices	Wire Fully Dressed	\$11,192.57	\$826.32	\$10,366.25
JCP&L Jersey Central Pwr & Lht	JCPL DIST LINES	JCPL DISTRIBUTION LINES	35610 - Overhd Conductr, Devices	Wire Fully Dressed	\$11,329.65	\$598.93	\$10,730.72
JCP&L Jersey Central Pwr & Lht	JCPL DIST LINES	JCPL DISTRIBUTION LINES	35610 - Overhd Conductr, Devices	Wire Fully Dressed	\$17,349.54	\$551.70	\$16,797.84
JCP&L Jersey Central Pwr & Lht	JCPL DIST LINES	JCPL DISTRIBUTION LINES	35610 - Overhd Conductr, Devices	Wire Fully Dressed	\$19,122.18	\$203.22	\$18,918.96
JCP&L Jersey Central Pwr & Lht	JCPL DIST LINES	JCPL DISTRIBUTION LINES	35610 - Overhd Conductr, Devices	Arrester, Lightning Mass	\$20,074.82	\$1,061.23	\$19,013.59
JCP&L Jersey Central Pwr & Lht	JCPL DIST LINES	JCPL DISTRIBUTION LINES	35610 - Overhd Conductr, Devices	Arrester, Lightning Mass	\$24,822.46	\$789.33	\$24,033.13
JCP&L Jersey Central Pwr & Lht	JCPL DIST LINES	JCPL DISTRIBUTION LINES	35610 - Overhd Conductr, Devices	Arrester, Lightning Mass	\$29,317.00	\$2,164.38	\$27,152.62
JCP&L Jersey Central Pwr & Lht	JCPL DIST LINES	JCPL DISTRIBUTION LINES	35610 - Overhd Conductr, Devices	Non-Unitized	\$33,898.34	\$1,077.93	\$32,820.41
JCP&L Jersey Central Pwr & Lht	JCPL DIST LINES	JCPL DISTRIBUTION LINES	35610 - Overhd Conductr, Devices	Non-Unitized	\$34,981.37	\$371.76	\$34,609.61
JCP&L Jersey Central Pwr & Lht	JCPL DIST LINES	JCPL DISTRIBUTION LINES	35610 - Overhd Conductr, Devices	Arrester, Lightning Mass	\$50,809.81	\$539.96	\$50,269.85
JCP&L Jersey Central Pwr & Lht	JCPL DIST LINES	JCPL DISTRIBUTION LINES	35610 - Overhd Conductr, Devices	Grounding (Towers & Static Wire)	\$82,781.23	\$4,376.13	\$78,405.10
JCP&L Jersey Central Pwr & Lht	JCPL DIST LINES	JCPL DISTRIBUTION LINES	35610 - Overhd Conductr, Devices	Non-Unitized	\$100,788.59	\$1,071.09	\$99,717.50
JCP&L Jersey Central Pwr & Lht	JCPL DIST LINES	JCPL DISTRIBUTION LINES	35610 - Overhd Conductr, Devices	Insulator - transmission	\$132,910.92	\$7,026.17	\$125,884.75
JCP&L Jersey Central Pwr & Lht	JCPL DIST LINES	JCPL DISTRIBUTION LINES	35610 - Overhd Conductr, Devices	Insulator - transmission	\$240,405.12	\$17,748.35	\$222,656.77
JCP&L Jersey Central Pwr & Lht	JCPL DIST LINES	JCPL DISTRIBUTION LINES	35610 - Overhd Conductr, Devices	Insulator - transmission	\$290,371.85	\$3,085.83	\$287,286.02
JCP&L Jersey Central Pwr & Lht	JCPL DIST LINES	JCPL DISTRIBUTION LINES	35610 - Overhd Conductr, Devices	Insulator - transmission	\$301,933.37	\$9,601.12	\$292,332.25
		JCPL DISTRIBUTION LINES Total			\$1,422,342.44	\$52,183.64	\$1,370,158.80
JCP&L Jersey Central Pwr & Lht	JCPL SPARE TRANS EQUIP	JCPL SPARE TRANS EQUIP	35610 - Overhd Conductr, Devices	Non-Unitized	\$16,355.56	\$173.81	\$16,181.75
		JCPL SPARE TRANS EQUIP Total			\$16,355.56	\$173.81	\$16,181.75

Company	Major Location	Asset Location	Utility Account	Asset Retirement Unit	Book Cost	Allocated Reserve	Net Book Value
JCP&L Jersey Central Pwr & Lht	JCPL TL - 34KV	JCPL TL - 34KV	35610 - Overhd Conductr, Devices	Non-Unitized	(\$2,393,674.84)	(\$176,717.38)	(\$2,216,957.46)
JCP&L Jersey Central Pwr & Lht	JCPL TL - 34KV	JCPL TL - 34KV	35610 - Overhd Conductr, Devices	Non-Unitized	(\$417,393.54)	(\$4,435.71)	(\$412,957.83)
JCP&L Jersey Central Pwr & Lht	JCPL TL - 34KV	JCPL TL - 34KV	35610 - Overhd Conductr, Devices	Non-Unitized	(\$93,233.76)	(\$4,928.69)	(\$88,305.07)
JCP&L Jersey Central Pwr & Lht	JCPL TL - 34KV	JCPL TL - 34KV	35610 - Overhd Conductr, Devices	Non-Unitized	(\$19,271.51)	(\$1,824.86)	(\$17,446.65)
JCP&L Jersey Central Pwr & Lht	JCPL TL - 34KV	JCPL TL - 34KV	35610 - Overhd Conductr, Devices	Wire Fully Dressed - TBT	(\$16,601.51)	(\$2,418.31)	(\$14,183.20)
JCP&L Jersey Central Pwr & Lht	JCPL TL - 34KV	JCPL TL - 34KV	35610 - Overhd Conductr, Devices	Non-Unitized	(\$846.29)	(\$97.72)	(\$748.57)
JCP&L Jersey Central Pwr & Lht	JCPL TL - 34KV	JCPL TL - 34KV	35610 - Overhd Conductr, Devices	Wire Fully Dressed	\$2.21	\$2.77	(\$0.56)
JCP&L Jersey Central Pwr & Lht	JCPL TL - 34KV	JCPL TL - 34KV	35610 - Overhd Conductr, Devices	Wire Fully Dressed	\$5.03	\$6.31	(\$1.28)
JCP&L Jersey Central Pwr & Lht	JCPL TL - 34KV	JCPL TL - 34KV	35610 - Overhd Conductr, Devices	Grounding (Towers & Static Wire)	\$10.38	\$13.03	(\$2.65)
JCP&L Jersey Central Pwr & Lht	JCPL TL - 34KV	JCPL TL - 34KV	35610 - Overhd Conductr, Devices	Grounding (Towers & Static Wire)	\$13.63	\$16.97	(\$3.34)
JCP&L Jersey Central Pwr & Lht	JCPL TL - 34KV	JCPL TL - 34KV	35610 - Overhd Conductr, Devices	Grounding (Towers & Static Wire)	\$13.63	\$17.11	(\$3.48)
JCP&L Jersey Central Pwr & Lht	JCPL TL - 34KV	JCPL TL - 34KV	35610 - Overhd Conductr, Devices	Grounding (Towers & Static Wire)	\$14.93	\$18.66	(\$3.73)
JCP&L Jersey Central Pwr & Lht	JCPL TL - 34KV	JCPL TL - 34KV	35610 - Overhd Conductr, Devices	Grounding (Towers & Static Wire)	\$14.93	\$18.45	(\$3.52)
JCP&L Jersey Central Pwr & Lht	JCPL TL - 34KV	JCPL TL - 34KV	35610 - Overhd Conductr, Devices	Grounding (Towers & Static Wire)	\$14.93	\$18.50	(\$3.57)
JCP&L Jersey Central Pwr & Lht	JCPL TL - 34KV	JCPL TL - 34KV	35610 - Overhd Conductr, Devices	Grounding (Towers & Static Wire)	\$14.93	\$18.75	(\$3.82)
JCP&L Jersey Central Pwr & Lht	JCPL TL - 34KV	JCPL TL - 34KV	35610 - Overhd Conductr, Devices	Grounding (Towers & Static Wire)	\$15.57	\$19.53	(\$3.96)
JCP&L Jersey Central Pwr & Lht	JCPL TL - 34KV	JCPL TL - 34KV	35610 - Overhd Conductr, Devices	Grounding (Towers & Static Wire)	\$16.22	\$19.97	(\$3.75)
JCP&L Jersey Central Pwr & Lht	JCPL TL - 34KV	JCPL TL - 34KV	35610 - Overhd Conductr, Devices	Grounding (Towers & Static Wire)	\$16.22	\$20.32	(\$4.10)
JCP&L Jersey Central Pwr & Lht	JCPL TL - 34KV	JCPL TL - 34KV	35610 - Overhd Conductr, Devices	Grounding (Towers & Static Wire)	\$16.87	\$20.14	(\$3.27)
JCP&L Jersey Central Pwr & Lht	JCPL TL - 34KV	JCPL TL - 34KV	35610 - Overhd Conductr, Devices	Unspecified	\$21.71	\$1.96	\$19.75
JCP&L Jersey Central Pwr & Lht	JCPL TL - 34KV	JCPL TL - 34KV	35610 - Overhd Conductr, Devices	Grounding (Towers & Static Wire)	\$25.96	\$32.37	(\$6.41)
JCP&L Jersey Central Pwr & Lht	JCPL TL - 34KV	JCPL TL - 34KV	35610 - Overhd Conductr, Devices	Grounding (Towers & Static Wire)	\$29.86	\$37.43	(\$7.57)
JCP&L Jersey Central Pwr & Lht	JCPL TL - 34KV	JCPL TL - 34KV	35610 - Overhd Conductr, Devices	Grounding (Towers & Static Wire)	\$31.14	\$39.08	(\$7.94)
JCP&L Jersey Central Pwr & Lht	JCPL TL - 34KV	JCPL TL - 34KV	35610 - Overhd Conductr, Devices	Grounding (Towers & Static Wire)	\$35.04	\$43.86	(\$8.82)
JCP&L Jersey Central Pwr & Lht	JCPL TL - 34KV	JCPL TL - 34KV	35610 - Overhd Conductr, Devices	Unspecified	\$38.18	\$1.96	\$36.22
JCP&L Jersey Central Pwr & Lht	JCPL TL - 34KV	JCPL TL - 34KV	35610 - Overhd Conductr, Devices	Unspecified	\$41.93	\$2.99	\$38.94
JCP&L Jersey Central Pwr & Lht	JCPL TL - 34KV	JCPL TL - 34KV	35610 - Overhd Conductr, Devices	Grounding (Towers & Static Wire)	\$46.71	\$57.06	(\$10.35)
JCP&L Jersey Central Pwr & Lht	JCPL TL - 34KV	JCPL TL - 34KV	35610 - Overhd Conductr, Devices	Grounding (Towers & Static Wire)	\$50.61	\$60.84	(\$10.23)
JCP&L Jersey Central Pwr & Lht	JCPL TL - 34KV	JCPL TL - 34KV	35610 - Overhd Conductr, Devices	Grounding (Towers & Static Wire)	\$62.31	\$72.63	(\$10.32)
JCP&L Jersey Central Pwr & Lht	JCPL TL - 34KV	JCPL TL - 34KV	35610 - Overhd Conductr, Devices	Wire Fully Dressed	\$72.61	\$91.17	(\$18.56)
JCP&L Jersey Central Pwr & Lht	JCPL TL - 34KV	JCPL TL - 34KV	35610 - Overhd Conductr, Devices	Grounding (Towers & Static Wire)	\$77.88	\$88.99	(\$11.11)
JCP&L Jersey Central Pwr & Lht	JCPL TL - 34KV	JCPL TL - 34KV	35610 - Overhd Conductr, Devices	Non-Unitized	\$88.32	\$13.84	\$74.48
JCP&L Jersey Central Pwr & Lht	JCPL TL - 34KV	JCPL TL - 34KV	35610 - Overhd Conductr, Devices	Grounding (Towers & Static Wire)	\$97.32	\$117.69	(\$20.37)
JCP&L Jersey Central Pwr & Lht	JCPL TL - 34KV	JCPL TL - 34KV	35610 - Overhd Conductr, Devices	Grounding (Towers & Static Wire)	\$108.99	\$132.51	(\$23.52)
JCP&L Jersey Central Pwr & Lht	JCPL TL - 34KV	JCPL TL - 34KV	35610 - Overhd Conductr, Devices	Grounding (Towers & Static Wire)	\$120.05	\$138.60	(\$18.55)
JCP&L Jersey Central Pwr & Lht	JCPL TL - 34KV	JCPL TL - 34KV	35610 - Overhd Conductr, Devices	Wire Fully Dressed	\$130.04	\$161.87	(\$31.83)
JCP&L Jersey Central Pwr & Lht	JCPL TL - 34KV	JCPL TL - 34KV	35610 - Overhd Conductr, Devices	Grounding (Towers & Static Wire)	\$157.08	\$196.17	(\$39.09)
JCP&L Jersey Central Pwr & Lht	JCPL TL - 34KV	JCPL TL - 34KV	35610 - Overhd Conductr, Devices	Grounding (Towers & Static Wire)	\$157.68	\$185.41	(\$27.73)
JCP&L Jersey Central Pwr & Lht	JCPL TL - 34KV	JCPL TL - 34KV	35610 - Overhd Conductr, Devices	Non-Unitized	\$240.23	\$12.70	\$227.53
JCP&L Jersey Central Pwr & Lht	JCPL TL - 34KV	JCPL TL - 34KV	35610 - Overhd Conductr, Devices	Grounding (Towers & Static Wire)	\$337.48	\$381.40	(\$43.92)
JCP&L Jersey Central Pwr & Lht	JCPL TL - 34KV	JCPL TL - 34KV	35610 - Overhd Conductr, Devices	Wire Fully Dressed	\$362.25	\$454.83	(\$92.58)
JCP&L Jersey Central Pwr & Lht	JCPL TL - 34KV	JCPL TL - 34KV	35610 - Overhd Conductr, Devices	Grounding (Towers & Static Wire)	\$413.40	\$449.79	(\$36.39)
JCP&L Jersey Central Pwr & Lht	JCPL TL - 34KV	JCPL TL - 34KV	35610 - Overhd Conductr, Devices	Wire Fully Dressed	\$430.70	\$540.83	(\$110.13)
JCP&L Jersey Central Pwr & Lht	JCPL TL - 34KV	JCPL TL - 34KV	35610 - Overhd Conductr, Devices	Wire Fully Dressed	\$458.12	\$569.04	(\$110.92)
JCP&L Jersey Central Pwr & Lht	JCPL TL - 34KV	JCPL TL - 34KV	35610 - Overhd Conductr, Devices	Grounding (Towers & Static Wire)	\$572.25	\$639.07	(\$66.82)
JCP&L Jersey Central Pwr & Lht	JCPL TL - 34KV	JCPL TL - 34KV	35610 - Overhd Conductr, Devices	Grounding (Towers & Static Wire)	\$654.08	\$609.74	\$44.34
JCP&L Jersey Central Pwr & Lht	JCPL TL - 34KV	JCPL TL - 34KV	35610 - Overhd Conductr, Devices	Cutout	\$706.89	\$115.45	\$591.44
JCP&L Jersey Central Pwr & Lht	JCPL TL - 34KV	JCPL TL - 34KV	35610 - Overhd Conductr, Devices	Cutout	\$716.49	\$22.78	\$693.71
JCP&L Jersey Central Pwr & Lht	JCPL TL - 34KV	JCPL TL - 34KV	35610 - Overhd Conductr, Devices	Wire Fully Dressed	\$725.98	\$894.04	(\$168.06)
JCP&L Jersey Central Pwr & Lht	JCPL TL - 34KV	JCPL TL - 34KV	35610 - Overhd Conductr, Devices	Wire Fully Dressed	\$1,080.93	\$1,357.05	(\$276.12)
JCP&L Jersey Central Pwr & Lht	JCPL TL - 34KV	JCPL TL - 34KV	35610 - Overhd Conductr, Devices	Cutout	\$1,322.05	\$68.14	\$1,253.91
JCP&L Jersey Central Pwr & Lht	JCPL TL - 34KV	JCPL TL - 34KV	35610 - Overhd Conductr, Devices	Wire Fully Dressed	\$1,562.36	\$1,961.19	(\$398.83)
JCP&L Jersey Central Pwr & Lht	JCPL TL - 34KV	JCPL TL - 34KV	35610 - Overhd Conductr, Devices	Cutout	\$1,837.36	\$166.22	\$1,671.14
JCP&L Jersey Central Pwr & Lht	JCPL TL - 34KV	JCPL TL - 34KV	35610 - Overhd Conductr, Devices	Grounding (Towers & Static Wire)	\$1,970.10	\$2,172.49	(\$202.39)
JCP&L Jersey Central Pwr & Lht	JCPL TL - 34KV	JCPL TL - 34KV	35610 - Overhd Conductr, Devices	Non-Unitized	\$2,097.81	\$66.70	\$2,031.11
JCP&L Jersey Central Pwr & Lht	JCPL TL - 34KV	JCPL TL - 34KV	35610 - Overhd Conductr, Devices	Grounding (Towers & Static Wire)	\$2,338.52	\$2,470.98	(\$132.46)
JCP&L Jersey Central Pwr & Lht	JCPL TL - 34KV	JCPL TL - 34KV	35610 - Overhd Conductr, Devices	Grounding (Towers & Static Wire)	\$2,395.54	\$2,569.53	(\$173.99)
JCP&L Jersey Central Pwr & Lht	JCPL TL - 34KV	JCPL TL - 34KV	35610 - Overhd Conductr, Devices	Cutout	\$2,570.27	\$280.85	\$2,289.42

Company	Major Location	Asset Location	Utility Account	Asset Retirement Unit	Book Cost	Allocated Reserve	Net Book Value
JCP&L Jersey Central Pwr & Lht	JCPL TL - 34KV	JCPL TL - 34KV	35610 - Overhd Conductr, Devices	Wire Fully Dressed	\$3,393.16	\$4,231.23	(\$838.07)
JCP&L Jersey Central Pwr & Lht	JCPL TL - 34KV	JCPL TL - 34KV	35610 - Overhd Conductr, Devices	Grounding (Towers & Static Wire)	\$3,477.06	\$3,616.59	(\$139.53)
JCP&L Jersey Central Pwr & Lht	JCPL TL - 34KV	JCPL TL - 34KV	35610 - Overhd Conductr, Devices	Wire Fully Dressed	\$4,518.67	\$5,216.96	(\$698.29)
JCP&L Jersey Central Pwr & Lht	JCPL TL - 34KV	JCPL TL - 34KV	35610 - Overhd Conductr, Devices	Grounding (Towers & Static Wire)	\$4,545.99	\$4,650.98	(\$104.99)
JCP&L Jersey Central Pwr & Lht	JCPL TL - 34KV	JCPL TL - 34KV	35610 - Overhd Conductr, Devices	Switch - Mass	\$5,258.81	\$1,127.47	\$4,131.34
JCP&L Jersey Central Pwr & Lht	JCPL TL - 34KV	JCPL TL - 34KV	35610 - Overhd Conductr, Devices	Wire Fully Dressed	\$5,507.78	\$6,528.71	(\$1,020.93)
JCP&L Jersey Central Pwr & Lht	JCPL TL - 34KV	JCPL TL - 34KV	35610 - Overhd Conductr, Devices	Wire Fully Dressed	\$5,559.85	\$6,683.35	(\$1,123.50)
JCP&L Jersey Central Pwr & Lht	JCPL TL - 34KV	JCPL TL - 34KV	35610 - Overhd Conductr, Devices	Arrester, Lightning Mass	\$6,510.97	\$948.44	\$5,562.53
JCP&L Jersey Central Pwr & Lht	JCPL TL - 34KV	JCPL TL - 34KV	35610 - Overhd Conductr, Devices	Grounding (Towers & Static Wire)	\$7,440.16	\$7,075.29	\$364.87
JCP&L Jersey Central Pwr & Lht	JCPL TL - 34KV	JCPL TL - 34KV	35610 - Overhd Conductr, Devices	Wire Fully Dressed	\$7,611.41	\$9,088.78	(\$1,477.37)
JCP&L Jersey Central Pwr & Lht	JCPL TL - 34KV	JCPL TL - 34KV	35610 - Overhd Conductr, Devices	Cutout	\$7,995.95	\$1,164.76	\$6,831.19
JCP&L Jersey Central Pwr & Lht	JCPL TL - 34KV	JCPL TL - 34KV	35610 - Overhd Conductr, Devices	Grounding (Towers & Static Wire)	\$8,182.92	\$8,228.69	(\$45.77)
JCP&L Jersey Central Pwr & Lht	JCPL TL - 34KV	JCPL TL - 34KV	35610 - Overhd Conductr, Devices	Grounding (Towers & Static Wire)	\$8,216.52	\$1,624.05	\$6,592.47
JCP&L Jersey Central Pwr & Lht	JCPL TL - 34KV	JCPL TL - 34KV	35610 - Overhd Conductr, Devices	Grounding (Towers & Static Wire)	\$8,555.18	\$7,485.51	\$1,069.67
JCP&L Jersey Central Pwr & Lht	JCPL TL - 34KV	JCPL TL - 34KV	35610 - Overhd Conductr, Devices	Cutout	\$9,147.62	\$1,167.80	\$7,979.82
JCP&L Jersey Central Pwr & Lht	JCPL TL - 34KV	JCPL TL - 34KV	35610 - Overhd Conductr, Devices	Grounding (Towers & Static Wire)	\$9,406.14	\$8,590.32	\$815.82
JCP&L Jersey Central Pwr & Lht	JCPL TL - 34KV	JCPL TL - 34KV	35610 - Overhd Conductr, Devices	Grounding (Towers & Static Wire)	\$9,849.29	\$8,806.81	\$1,042.48
JCP&L Jersey Central Pwr & Lht	JCPL TL - 34KV	JCPL TL - 34KV	35610 - Overhd Conductr, Devices	Grounding (Towers & Static Wire)	\$10,017.27	\$9,711.74	\$305.53
JCP&L Jersey Central Pwr & Lht	JCPL TL - 34KV	JCPL TL - 34KV	35610 - Overhd Conductr, Devices	Grounding (Towers & Static Wire)	\$10,050.26	\$9,926.81	\$123.45
JCP&L Jersey Central Pwr & Lht	JCPL TL - 34KV	JCPL TL - 34KV	35610 - Overhd Conductr, Devices	Grounding (Towers & Static Wire)	\$10,350.99	\$3,214.59	\$7,136.40
JCP&L Jersey Central Pwr & Lht	JCPL TL - 34KV	JCPL TL - 34KV	35610 - Overhd Conductr, Devices	Wire Fully Dressed	\$10,440.41	\$12,936.54	(\$2,496.13)
JCP&L Jersey Central Pwr & Lht	JCPL TL - 34KV	JCPL TL - 34KV	35610 - Overhd Conductr, Devices	Wire Fully Dressed	\$10,799.19	\$13,193.34	(\$2,394.15)
JCP&L Jersey Central Pwr & Lht	JCPL TL - 34KV	JCPL TL - 34KV	35610 - Overhd Conductr, Devices	Grounding (Towers & Static Wire)	\$11,049.28	\$7,983.63	\$3,065.65
JCP&L Jersey Central Pwr & Lht	JCPL TL - 34KV	JCPL TL - 34KV	35610 - Overhd Conductr, Devices	Wire Fully Dressed	\$11,364.13	\$14,041.14	(\$2,677.01)
JCP&L Jersey Central Pwr & Lht	JCPL TL - 34KV	JCPL TL - 34KV	35610 - Overhd Conductr, Devices	Grounding (Towers & Static Wire)	\$12,493.62	\$10,450.73	\$2,042.89
JCP&L Jersey Central Pwr & Lht	JCPL TL - 34KV	JCPL TL - 34KV	35610 - Overhd Conductr, Devices	Fiber Optic Cable	\$12,598.41	\$1,608.34	\$10,990.07
JCP&L Jersey Central Pwr & Lht	JCPL TL - 34KV	JCPL TL - 34KV	35610 - Overhd Conductr, Devices	Grounding (Towers & Static Wire)	\$12,791.24	\$2,742.42	\$10,048.82
JCP&L Jersey Central Pwr & Lht	JCPL TL - 34KV	JCPL TL - 34KV	35610 - Overhd Conductr, Devices	Grounding (Towers & Static Wire)	\$13,406.37	\$10,956.40	\$2,449.97
JCP&L Jersey Central Pwr & Lht	JCPL TL - 34KV	JCPL TL - 34KV	35610 - Overhd Conductr, Devices	Equipment Enclosure	\$14,551.74	\$455.51	\$14,096.23
JCP&L Jersey Central Pwr & Lht	JCPL TL - 34KV	JCPL TL - 34KV	35610 - Overhd Conductr, Devices	Transmission Shunt Splice	\$14,580.08	\$770.76	\$13,809.32
JCP&L Jersey Central Pwr & Lht	JCPL TL - 34KV	JCPL TL - 34KV	35610 - Overhd Conductr, Devices	Grounding (Towers & Static Wire)	\$14,947.67	\$12,791.33	\$2,156.34
JCP&L Jersey Central Pwr & Lht	JCPL TL - 34KV	JCPL TL - 34KV	35610 - Overhd Conductr, Devices	Wire Fully Dressed	\$15,700.38	\$18,300.56	(\$2,600.18)
JCP&L Jersey Central Pwr & Lht	JCPL TL - 34KV	JCPL TL - 34KV	35610 - Overhd Conductr, Devices	Grounding (Towers & Static Wire)	\$16,356.85	\$12,431.86	\$3,924.99
JCP&L Jersey Central Pwr & Lht	JCPL TL - 34KV	JCPL TL - 34KV	35610 - Overhd Conductr, Devices	Wire Fully Dressed	\$16,593.46	\$20,811.24	(\$4,217.78)
JCP&L Jersey Central Pwr & Lht	JCPL TL - 34KV	JCPL TL - 34KV	35610 - Overhd Conductr, Devices	Grounding (Towers & Static Wire)	\$18,640.63	\$3,367.21	\$15,273.42
JCP&L Jersey Central Pwr & Lht	JCPL TL - 34KV	JCPL TL - 34KV	35610 - Overhd Conductr, Devices	Grounding (Towers & Static Wire)	\$18,673.38	\$4,915.60	\$13,757.78
JCP&L Jersey Central Pwr & Lht	JCPL TL - 34KV	JCPL TL - 34KV	35610 - Overhd Conductr, Devices	Grounding (Towers & Static Wire)	\$18,968.32	\$15,138.47	\$3,829.85
JCP&L Jersey Central Pwr & Lht	JCPL TL - 34KV	JCPL TL - 34KV	35610 - Overhd Conductr, Devices	Grounding (Towers & Static Wire)	\$19,372.21	\$13,283.98	\$6,088.23
JCP&L Jersey Central Pwr & Lht	JCPL TL - 34KV	JCPL TL - 34KV	35610 - Overhd Conductr, Devices	Grounding (Towers & Static Wire)	\$19,531.75	\$12,002.07	\$7,529.68
JCP&L Jersey Central Pwr & Lht	JCPL TL - 34KV	JCPL TL - 34KV	35610 - Overhd Conductr, Devices	Grounding (Towers & Static Wire)	\$20,310.57	\$14,299.42	\$6,011.15
JCP&L Jersey Central Pwr & Lht	JCPL TL - 34KV	JCPL TL - 34KV	35610 - Overhd Conductr, Devices	Wire Fully Dressed	\$20,554.74	\$25,701.90	(\$5,147.16)
JCP&L Jersey Central Pwr & Lht	JCPL TL - 34KV	JCPL TL - 34KV	35610 - Overhd Conductr, Devices	Grounding (Towers & Static Wire)	\$21,413.70	\$15,872.12	\$5,541.58
JCP&L Jersey Central Pwr & Lht	JCPL TL - 34KV	JCPL TL - 34KV	35610 - Overhd Conductr, Devices	Arrester, Lightning Mass	\$22,742.07	\$2,903.30	\$19,838.77
JCP&L Jersey Central Pwr & Lht	JCPL TL - 34KV	JCPL TL - 34KV	35610 - Overhd Conductr, Devices	Wire Fully Dressed	\$22,983.70	\$27,026.00	(\$4,042.30)
JCP&L Jersey Central Pwr & Lht	JCPL TL - 34KV	JCPL TL - 34KV	35610 - Overhd Conductr, Devices	Equipment Enclosure	\$23,279.76	\$1,199.17	\$22,080.59
JCP&L Jersey Central Pwr & Lht	JCPL TL - 34KV	JCPL TL - 34KV	35610 - Overhd Conductr, Devices	Grounding (Towers & Static Wire)	\$23,336.64	\$18,179.58	\$5,157.06
JCP&L Jersey Central Pwr & Lht	JCPL TL - 34KV	JCPL TL - 34KV	35610 - Overhd Conductr, Devices	Switch - Mass	\$24,816.49	\$3,614.98	\$21,201.51
JCP&L Jersey Central Pwr & Lht	JCPL TL - 34KV	JCPL TL - 34KV	35610 - Overhd Conductr, Devices	Grounding (Towers & Static Wire)	\$25,295.58	\$16,887.62	\$8,407.96
JCP&L Jersey Central Pwr & Lht	JCPL TL - 34KV	JCPL TL - 34KV	35610 - Overhd Conductr, Devices	Wire Fully Dressed	\$27,248.78	\$34,157.43	(\$6,908.65)
JCP&L Jersey Central Pwr & Lht	JCPL TL - 34KV	JCPL TL - 34KV	35610 - Overhd Conductr, Devices	Wire Fully Dressed	\$27,951.94	\$35,080.23	(\$7,128.29)
JCP&L Jersey Central Pwr & Lht	JCPL TL - 34KV	JCPL TL - 34KV	35610 - Overhd Conductr, Devices	Wire Fully Dressed	\$28,434.37	\$35,620.27	(\$7,185.90)
JCP&L Jersey Central Pwr & Lht	JCPL TL - 34KV	JCPL TL - 34KV	35610 - Overhd Conductr, Devices	Wire Fully Dressed	\$28,499.85	\$35,757.69	(\$7,257.84)
JCP&L Jersey Central Pwr & Lht	JCPL TL - 34KV	JCPL TL - 34KV	35610 - Overhd Conductr, Devices	Wire Fully Dressed	\$28,783.01	\$36,027.50	(\$7,244.49)
JCP&L Jersey Central Pwr & Lht	JCPL TL - 34KV	JCPL TL - 34KV	35610 - Overhd Conductr, Devices	Grounding (Towers & Static Wire)	\$33,045.18	\$19,170.20	\$13,874.98
JCP&L Jersey Central Pwr & Lht	JCPL TL - 34KV	JCPL TL - 34KV	35610 - Overhd Conductr, Devices	Grounding (Towers & Static Wire)	\$33,431.78	\$3,024.45	\$30,407.33
JCP&L Jersey Central Pwr & Lht	JCPL TL - 34KV	JCPL TL - 34KV	35610 - Overhd Conductr, Devices	Grounding (Towers & Static Wire)	\$36,441.60	\$23,030.48	\$13,411.12
JCP&L Jersey Central Pwr & Lht	JCPL TL - 34KV	JCPL TL - 34KV	35610 - Overhd Conductr, Devices	Wire Fully Dressed	\$39,487.10	\$47,751.40	(\$8,264.30)
JCP&L Jersey Central Pwr & Lht	JCPL TL - 34KV	JCPL TL - 34KV	35610 - Overhd Conductr, Devices	Wire Fully Dressed	\$39,611.47	\$45,264.34	(\$5,652.87)

Company	Major Location	Asset Location	Utility Account	Asset Retirement Unit	Book Cost	Allocated Reserve	Net Book Value
JCP&L Jersey Central Pwr & Lht	JCPL TL - 34KV	JCPL TL - 34KV	35610 - Overhd Conductr, Devices	Wire Fully Dressed	\$40,075.63	\$43,603.11	(\$3,527.48)
JCP&L Jersey Central Pwr & Lht	JCPL TL - 34KV	JCPL TL - 34KV	35610 - Overhd Conductr, Devices	Grounding (Towers & Static Wire)	\$42,162.54	\$9,735.00	\$32,427.54
JCP&L Jersey Central Pwr & Lht	JCPL TL - 34KV	JCPL TL - 34KV	35610 - Overhd Conductr, Devices	Wire Fully Dressed	\$45,755.26	\$9,809.83	\$35,945.43
JCP&L Jersey Central Pwr & Lht	JCPL TL - 34KV	JCPL TL - 34KV	35610 - Overhd Conductr, Devices	Switch - Mass	\$46,850.02	\$8,462.92	\$38,387.10
JCP&L Jersey Central Pwr & Lht	JCPL TL - 34KV	JCPL TL - 34KV	35610 - Overhd Conductr, Devices	Switch - Mass	\$46,935.40	\$4,246.08	\$42,689.32
JCP&L Jersey Central Pwr & Lht	JCPL TL - 34KV	JCPL TL - 34KV	35610 - Overhd Conductr, Devices	Arrester, Lightning Mass	\$48,774.54	\$10,457.16	\$38,317.38
JCP&L Jersey Central Pwr & Lht	JCPL TL - 34KV	JCPL TL - 34KV	35610 - Overhd Conductr, Devices	Wire Fully Dressed	\$50,328.91	\$61,191.18	(\$10,862.27)
JCP&L Jersey Central Pwr & Lht	JCPL TL - 34KV	JCPL TL - 34KV	35610 - Overhd Conductr, Devices	Wire Fully Dressed	\$52,238.65	\$59,037.22	(\$6,798.57)
JCP&L Jersey Central Pwr & Lht	JCPL TL - 34KV	JCPL TL - 34KV	35610 - Overhd Conductr, Devices	Grounding (Towers & Static Wire)	\$58,320.29	\$31,875.95	\$26,444.34
JCP&L Jersey Central Pwr & Lht	JCPL TL - 34KV	JCPL TL - 34KV	35610 - Overhd Conductr, Devices	Grounding (Towers & Static Wire)	\$60,297.00	\$36,009.53	\$24,287.47
JCP&L Jersey Central Pwr & Lht	JCPL TL - 34KV	JCPL TL - 34KV	35610 - Overhd Conductr, Devices	Grounding (Towers & Static Wire)	\$60,971.36	\$4,356.00	\$56,615.36
JCP&L Jersey Central Pwr & Lht	JCPL TL - 34KV	JCPL TL - 34KV	35610 - Overhd Conductr, Devices	Grounding (Towers & Static Wire)	\$61,496.59	\$6,719.74	\$54,776.85
JCP&L Jersey Central Pwr & Lht	JCPL TL - 34KV	JCPL TL - 34KV	35610 - Overhd Conductr, Devices	Arrester, Lightning Mass	\$63,076.13	\$5,706.27	\$57,369.86
JCP&L Jersey Central Pwr & Lht	JCPL TL - 34KV	JCPL TL - 34KV	35610 - Overhd Conductr, Devices	Grounding (Towers & Static Wire)	\$64,263.41	\$41,751.40	\$22,512.01
JCP&L Jersey Central Pwr & Lht	JCPL TL - 34KV	JCPL TL - 34KV	35610 - Overhd Conductr, Devices	Arrester, Lightning Mass	\$71,794.61	\$14,190.63	\$57,603.98
JCP&L Jersey Central Pwr & Lht	JCPL TL - 34KV	JCPL TL - 34KV	35610 - Overhd Conductr, Devices	Grounding (Towers & Static Wire)	\$76,580.66	\$27,342.11	\$49,238.55
JCP&L Jersey Central Pwr & Lht	JCPL TL - 34KV	JCPL TL - 34KV	35610 - Overhd Conductr, Devices	Grounding (Towers & Static Wire)	\$76,927.44	\$38,279.65	\$38,647.79
JCP&L Jersey Central Pwr & Lht	JCPL TL - 34KV	JCPL TL - 34KV	35610 - Overhd Conductr, Devices	Non-Unitized	\$80,022.36	\$10,894.88	\$69,127.48
JCP&L Jersey Central Pwr & Lht	JCPL TL - 34KV	JCPL TL - 34KV	35610 - Overhd Conductr, Devices	Grounding (Towers & Static Wire)	\$83,254.15	\$46,892.57	\$36,361.58
JCP&L Jersey Central Pwr & Lht	JCPL TL - 34KV	JCPL TL - 34KV	35610 - Overhd Conductr, Devices	Arrester, Lightning Mass	\$85,287.42	\$13,928.97	\$71,358.45
JCP&L Jersey Central Pwr & Lht	JCPL TL - 34KV	JCPL TL - 34KV	35610 - Overhd Conductr, Devices	Arrester, Lightning Mass	\$89,240.75	\$16,120.31	\$73,120.44
JCP&L Jersey Central Pwr & Lht	JCPL TL - 34KV	JCPL TL - 34KV	35610 - Overhd Conductr, Devices	Grounding (Towers & Static Wire)	\$97,215.69	\$49,945.05	\$47,270.64
JCP&L Jersey Central Pwr & Lht	JCPL TL - 34KV	JCPL TL - 34KV	35610 - Overhd Conductr, Devices	Switch - Mass	\$97,985.06	\$16,002.71	\$81,982.35
JCP&L Jersey Central Pwr & Lht	JCPL TL - 34KV	JCPL TL - 34KV	35610 - Overhd Conductr, Devices	Wire Fully Dressed	\$98,768.84	\$110,302.93	(\$11,534.09)
JCP&L Jersey Central Pwr & Lht	JCPL TL - 34KV	JCPL TL - 34KV	35610 - Overhd Conductr, Devices	Wire Fully Dressed	\$99,244.04	\$30,821.16	\$68,422.88
JCP&L Jersey Central Pwr & Lht	JCPL TL - 34KV	JCPL TL - 34KV	35610 - Overhd Conductr, Devices	Arrester, Lightning Mass	\$104,067.71	\$11,371.51	\$92,696.20
JCP&L Jersey Central Pwr & Lht	JCPL TL - 34KV	JCPL TL - 34KV	35610 - Overhd Conductr, Devices	Grounding (Towers & Static Wire)	\$104,827.95	\$55,566.23	\$49,261.72
JCP&L Jersey Central Pwr & Lht	JCPL TL - 34KV	JCPL TL - 34KV	35610 - Overhd Conductr, Devices	Grounding (Towers & Static Wire)	\$120,506.19	\$56,124.76	\$64,381.43
JCP&L Jersey Central Pwr & Lht	JCPL TL - 34KV	JCPL TL - 34KV	35610 - Overhd Conductr, Devices	Arrester, Lightning Mass	\$127,666.09	\$4,014.81	\$123,651.28
JCP&L Jersey Central Pwr & Lht	JCPL TL - 34KV	JCPL TL - 34KV	35610 - Overhd Conductr, Devices	Wire Fully Dressed	\$127,702.64	\$159,481.70	(\$31,779.06)
JCP&L Jersey Central Pwr & Lht	JCPL TL - 34KV	JCPL TL - 34KV	35610 - Overhd Conductr, Devices	Grounding (Towers & Static Wire)	\$128,139.90	\$43,772.31	\$84,367.59
JCP&L Jersey Central Pwr & Lht	JCPL TL - 34KV	JCPL TL - 34KV	35610 - Overhd Conductr, Devices	Equipment Enclosure	\$137,547.50	\$1,461.74	\$136,085.76
JCP&L Jersey Central Pwr & Lht	JCPL TL - 34KV	JCPL TL - 34KV	35610 - Overhd Conductr, Devices	Switch	\$138,161.69	\$9,840.27	\$128,321.42
JCP&L Jersey Central Pwr & Lht	JCPL TL - 34KV	JCPL TL - 34KV	35610 - Overhd Conductr, Devices	Insulator - transmission	\$139,638.63	\$27,600.40	\$112,038.23
JCP&L Jersey Central Pwr & Lht	JCPL TL - 34KV	JCPL TL - 34KV	35610 - Overhd Conductr, Devices	Grounding (Towers & Static Wire)	\$149,589.40	\$48,782.94	\$100,806.46
JCP&L Jersey Central Pwr & Lht	JCPL TL - 34KV	JCPL TL - 34KV	35610 - Overhd Conductr, Devices	Insulator - transmission	\$159,461.81	\$34,188.28	\$125,273.53
JCP&L Jersey Central Pwr & Lht	JCPL TL - 34KV	JCPL TL - 34KV	35610 - Overhd Conductr, Devices	Switch - Mass	\$159,596.43	\$31,545.17	\$128,051.26
JCP&L Jersey Central Pwr & Lht	JCPL TL - 34KV	JCPL TL - 34KV	35610 - Overhd Conductr, Devices	Wire Fully Dressed	\$161,181.97	\$31,858.56	\$129,323.41
JCP&L Jersey Central Pwr & Lht	JCPL TL - 34KV	JCPL TL - 34KV	35610 - Overhd Conductr, Devices	Arrester, Lightning Mass	\$165,302.01	\$11,797.57	\$153,504.44
JCP&L Jersey Central Pwr & Lht	JCPL TL - 34KV	JCPL TL - 34KV	35610 - Overhd Conductr, Devices	Grounding (Towers & Static Wire)	\$175,890.00	\$25,621.60	\$150,268.40
JCP&L Jersey Central Pwr & Lht	JCPL TL - 34KV	JCPL TL - 34KV	35610 - Overhd Conductr, Devices	Grounding (Towers & Static Wire)	\$178,005.42	\$66,298.99	\$111,706.43
JCP&L Jersey Central Pwr & Lht	JCPL TL - 34KV	JCPL TL - 34KV	35610 - Overhd Conductr, Devices	Arrester, Lightning Mass	\$181,761.45	\$1,931.61	\$179,829.84
JCP&L Jersey Central Pwr & Lht	JCPL TL - 34KV	JCPL TL - 34KV	35610 - Overhd Conductr, Devices	Grounding (Towers & Static Wire)	\$207,397.80	\$26,476.80	\$180,921.00
JCP&L Jersey Central Pwr & Lht	JCPL TL - 34KV	JCPL TL - 34KV	35610 - Overhd Conductr, Devices	Wire Fully Dressed	\$227,877.26	\$251,286.37	(\$23,409.11)
JCP&L Jersey Central Pwr & Lht	JCPL TL - 34KV	JCPL TL - 34KV	35610 - Overhd Conductr, Devices	Wire Fully Dressed	\$236,801.33	\$16,907.11	\$219,894.22
JCP&L Jersey Central Pwr & Lht	JCPL TL - 34KV	JCPL TL - 34KV	35610 - Overhd Conductr, Devices	Wire Fully Dressed	\$237,449.48	\$42,892.50	\$194,556.98
JCP&L Jersey Central Pwr & Lht	JCPL TL - 34KV	JCPL TL - 34KV	35610 - Overhd Conductr, Devices	Grounding (Towers & Static Wire)	\$244,593.16	\$117,797.20	\$126,795.96
JCP&L Jersey Central Pwr & Lht	JCPL TL - 34KV	JCPL TL - 34KV	35610 - Overhd Conductr, Devices	Wire Fully Dressed	\$269,745.56	\$285,024.55	(\$15,278.99)
JCP&L Jersey Central Pwr & Lht	JCPL TL - 34KV	JCPL TL - 34KV	35610 - Overhd Conductr, Devices	Wire Fully Dressed	\$289,971.21	\$311,031.15	(\$21,059.94)
JCP&L Jersey Central Pwr & Lht	JCPL TL - 34KV	JCPL TL - 34KV	35610 - Overhd Conductr, Devices	Grounding (Towers & Static Wire)	\$292,075.00	\$47,701.09	\$244,373.91
JCP&L Jersey Central Pwr & Lht	JCPL TL - 34KV	JCPL TL - 34KV	35610 - Overhd Conductr, Devices	Switch - Mass	\$310,455.10	\$22,111.51	\$288,343.59
JCP&L Jersey Central Pwr & Lht	JCPL TL - 34KV	JCPL TL - 34KV	35610 - Overhd Conductr, Devices	Wire Fully Dressed	\$333,620.30	\$347,008.02	(\$13,387.72)
JCP&L Jersey Central Pwr & Lht	JCPL TL - 34KV	JCPL TL - 34KV	35610 - Overhd Conductr, Devices	Wire Fully Dressed	\$346,430.02	\$322,941.75	\$23,488.27
JCP&L Jersey Central Pwr & Lht	JCPL TL - 34KV	JCPL TL - 34KV	35610 - Overhd Conductr, Devices	Grounding (Towers & Static Wire)	\$347,566.36	\$150,969.60	\$196,596.76
JCP&L Jersey Central Pwr & Lht	JCPL TL - 34KV	JCPL TL - 34KV	35610 - Overhd Conductr, Devices	Switch - Mass	\$351,284.94	\$11,088.46	\$340,196.48
JCP&L Jersey Central Pwr & Lht	JCPL TL - 34KV	JCPL TL - 34KV	35610 - Overhd Conductr, Devices	Wire Fully Dressed	\$354,649.30	\$32,083.87	\$322,565.43
JCP&L Jersey Central Pwr & Lht	JCPL TL - 34KV	JCPL TL - 34KV	35610 - Overhd Conductr, Devices	Grounding (Towers & Static Wire)	\$360,767.20	\$139,932.97	\$220,834.23
JCP&L Jersey Central Pwr & Lht	JCPL TL - 34KV	JCPL TL - 34KV	35610 - Overhd Conductr, Devices	Wire Fully Dressed	\$365,416.79	\$373,855.80	(\$8,439.01)

Company	Major Location	Asset Location	Utility Account	Asset Retirement Unit	Book Cost	Allocated Reserve	Net Book Value
JCP&L Jersey Central Pwr & Lht	JCPL TL - 34KV	JCPL TL - 34KV	35610 - Overhd Conductr, Devices	Grounding (Towers & Static Wire)	\$389,260.69	\$96,211.47	\$293,049.22
JCP&L Jersey Central Pwr & Lht	JCPL TL - 34KV	JCPL TL - 34KV	35610 - Overhd Conductr, Devices	Arrester, Lightning Mass	\$404,213.10	\$20,823.94	\$383,389.16
JCP&L Jersey Central Pwr & Lht	JCPL TL - 34KV	JCPL TL - 34KV	35610 - Overhd Conductr, Devices	Grounding (Towers & Static Wire)	\$406,812.12	\$183,066.18	\$223,745.94
JCP&L Jersey Central Pwr & Lht	JCPL TL - 34KV	JCPL TL - 34KV	35610 - Overhd Conductr, Devices	Insulator - transmission	\$408,511.57	\$73,792.87	\$334,718.70
JCP&L Jersey Central Pwr & Lht	JCPL TL - 34KV	JCPL TL - 34KV	35610 - Overhd Conductr, Devices	Wire Fully Dressed	\$419,101.49	\$382,751.47	\$36,350.02
JCP&L Jersey Central Pwr & Lht	JCPL TL - 34KV	JCPL TL - 34KV	35610 - Overhd Conductr, Devices	Wire Fully Dressed	\$423,006.10	\$402,261.47	\$20,744.63
JCP&L Jersey Central Pwr & Lht	JCPL TL - 34KV	JCPL TL - 34KV	35610 - Overhd Conductr, Devices	Wire Fully Dressed	\$423,355.71	\$260,147.94	\$163,207.77
JCP&L Jersey Central Pwr & Lht	JCPL TL - 34KV	JCPL TL - 34KV	35610 - Overhd Conductr, Devices	Wire Fully Dressed	\$451,818.86	\$395,327.03	\$56,491.83
JCP&L Jersey Central Pwr & Lht	JCPL TL - 34KV	JCPL TL - 34KV	35610 - Overhd Conductr, Devices	Insulator - transmission	\$463,629.43	\$75,719.00	\$387,910.43
JCP&L Jersey Central Pwr & Lht	JCPL TL - 34KV	JCPL TL - 34KV	35610 - Overhd Conductr, Devices	Wire Fully Dressed	\$471,768.30	\$421,835.12	\$49,933.18
JCP&L Jersey Central Pwr & Lht	JCPL TL - 34KV	JCPL TL - 34KV	35610 - Overhd Conductr, Devices	Switch - Mass	\$486,180.03	\$62,066.67	\$424,113.36
JCP&L Jersey Central Pwr & Lht	JCPL TL - 34KV	JCPL TL - 34KV	35610 - Overhd Conductr, Devices	Grounding (Towers & Static Wire)	\$498,273.34	\$15,770.86	\$482,502.48
JCP&L Jersey Central Pwr & Lht	JCPL TL - 34KV	JCPL TL - 34KV	35610 - Overhd Conductr, Devices	Switch - Mass	\$536,046.89	\$58,624.48	\$477,422.41
JCP&L Jersey Central Pwr & Lht	JCPL TL - 34KV	JCPL TL - 34KV	35610 - Overhd Conductr, Devices	Wire Fully Dressed	\$550,601.74	\$553,681.45	(\$3,079.71)
JCP&L Jersey Central Pwr & Lht	JCPL TL - 34KV	JCPL TL - 34KV	35610 - Overhd Conductr, Devices	Grounding (Towers & Static Wire)	\$574,834.99	\$6,108.87	\$568,726.12
JCP&L Jersey Central Pwr & Lht	JCPL TL - 34KV	JCPL TL - 34KV	35610 - Overhd Conductr, Devices	Wire Fully Dressed	\$595,932.52	\$166,353.95	\$429,578.57
JCP&L Jersey Central Pwr & Lht	JCPL TL - 34KV	JCPL TL - 34KV	35610 - Overhd Conductr, Devices	Insulator - transmission	\$629,015.78	\$91,627.65	\$537,388.13
JCP&L Jersey Central Pwr & Lht	JCPL TL - 34KV	JCPL TL - 34KV	35610 - Overhd Conductr, Devices	Wire Fully Dressed	\$637,862.08	\$618,407.18	\$19,454.90
JCP&L Jersey Central Pwr & Lht	JCPL TL - 34KV	JCPL TL - 34KV	35610 - Overhd Conductr, Devices	Switch - Mass	\$659,259.47	\$7,006.07	\$652,253.40
JCP&L Jersey Central Pwr & Lht	JCPL TL - 34KV	JCPL TL - 34KV	35610 - Overhd Conductr, Devices	Grounding (Towers & Static Wire)	\$663,994.85	\$278,085.79	\$385,909.06
JCP&L Jersey Central Pwr & Lht	JCPL TL - 34KV	JCPL TL - 34KV	35610 - Overhd Conductr, Devices	Wire Fully Dressed	\$669,209.27	\$496,026.78	\$173,182.49
JCP&L Jersey Central Pwr & Lht	JCPL TL - 34KV	JCPL TL - 34KV	35610 - Overhd Conductr, Devices	Switch - Mass	\$678,806.33	\$34,966.98	\$643,839.35
JCP&L Jersey Central Pwr & Lht	JCPL TL - 34KV	JCPL TL - 34KV	35610 - Overhd Conductr, Devices	Wire Fully Dressed	\$704,154.57	\$408,494.74	\$295,659.83
JCP&L Jersey Central Pwr & Lht	JCPL TL - 34KV	JCPL TL - 34KV	35610 - Overhd Conductr, Devices	Wire Fully Dressed	\$706,924.54	\$698,241.40	\$8,683.14
JCP&L Jersey Central Pwr & Lht	JCPL TL - 34KV	JCPL TL - 34KV	35610 - Overhd Conductr, Devices	Wire Fully Dressed	\$709,864.39	\$593,790.94	\$116,073.45
JCP&L Jersey Central Pwr & Lht	JCPL TL - 34KV	JCPL TL - 34KV	35610 - Overhd Conductr, Devices	Wire Fully Dressed	\$757,723.82	\$575,900.57	\$181,823.25
JCP&L Jersey Central Pwr & Lht	JCPL TL - 34KV	JCPL TL - 34KV	35610 - Overhd Conductr, Devices	Wire Fully Dressed	\$777,883.91	\$265,723.47	\$512,160.44
JCP&L Jersey Central Pwr & Lht	JCPL TL - 34KV	JCPL TL - 34KV	35610 - Overhd Conductr, Devices	Wire Fully Dressed	\$804,903.92	\$537,363.28	\$267,540.64
JCP&L Jersey Central Pwr & Lht	JCPL TL - 34KV	JCPL TL - 34KV	35610 - Overhd Conductr, Devices	Wire Fully Dressed	\$817,878.80	\$699,892.46	\$117,986.34
JCP&L Jersey Central Pwr & Lht	JCPL TL - 34KV	JCPL TL - 34KV	35610 - Overhd Conductr, Devices	Wire Fully Dressed	\$821,610.84	\$563,398.12	\$258,212.72
JCP&L Jersey Central Pwr & Lht	JCPL TL - 34KV	JCPL TL - 34KV	35610 - Overhd Conductr, Devices	Wire Fully Dressed	\$868,019.35	\$692,759.33	\$175,260.02
JCP&L Jersey Central Pwr & Lht	JCPL TL - 34KV	JCPL TL - 34KV	35610 - Overhd Conductr, Devices	Wire Fully Dressed	\$921,102.59	\$752,774.38	\$168,328.21
JCP&L Jersey Central Pwr & Lht	JCPL TL - 34KV	JCPL TL - 34KV	35610 - Overhd Conductr, Devices	Grounding (Towers & Static Wire)	\$922,049.42	\$47,843.19	\$874,206.23
JCP&L Jersey Central Pwr & Lht	JCPL TL - 34KV	JCPL TL - 34KV	35610 - Overhd Conductr, Devices	Wire Fully Dressed	\$956,493.40	\$604,487.74	\$352,005.66
JCP&L Jersey Central Pwr & Lht	JCPL TL - 34KV	JCPL TL - 34KV	35610 - Overhd Conductr, Devices	Wire Fully Dressed	\$997,583.06	\$777,131.30	\$220,451.76
JCP&L Jersey Central Pwr & Lht	JCPL TL - 34KV	JCPL TL - 34KV	35610 - Overhd Conductr, Devices	Insulator - transmission	\$1,012,243.82	\$72,246.53	\$939,997.29
JCP&L Jersey Central Pwr & Lht	JCPL TL - 34KV	JCPL TL - 34KV	35610 - Overhd Conductr, Devices	Wire Fully Dressed	\$1,037,311.38	\$549,848.43	\$487,462.95
JCP&L Jersey Central Pwr & Lht	JCPL TL - 34KV	JCPL TL - 34KV	35610 - Overhd Conductr, Devices	Insulator - transmission	\$1,058,179.71	\$95,744.38	\$962,435.33
JCP&L Jersey Central Pwr & Lht	JCPL TL - 34KV	JCPL TL - 34KV	35610 - Overhd Conductr, Devices	Wire Fully Dressed	\$1,102,798.65	\$602,753.35	\$500,045.30
JCP&L Jersey Central Pwr & Lht	JCPL TL - 34KV	JCPL TL - 34KV	35610 - Overhd Conductr, Devices	Wire Fully Dressed	\$1,126,041.72	\$560,326.46	\$565,715.26
JCP&L Jersey Central Pwr & Lht	JCPL TL - 34KV	JCPL TL - 34KV	35610 - Overhd Conductr, Devices	Wire Fully Dressed	\$1,137,247.96	\$262,581.69	\$874,666.27
JCP&L Jersey Central Pwr & Lht	JCPL TL - 34KV	JCPL TL - 34KV	35610 - Overhd Conductr, Devices	Grounding (Towers & Static Wire)	\$1,145,237.76	\$461,896.80	\$683,340.96
JCP&L Jersey Central Pwr & Lht	JCPL TL - 34KV	JCPL TL - 34KV	35610 - Overhd Conductr, Devices	Wire Fully Dressed	\$1,148,360.83	\$589,976.12	\$558,384.71
JCP&L Jersey Central Pwr & Lht	JCPL TL - 34KV	JCPL TL - 34KV	35610 - Overhd Conductr, Devices	Wire Fully Dressed	\$1,167,346.36	\$843,462.95	\$323,883.41
JCP&L Jersey Central Pwr & Lht	JCPL TL - 34KV	JCPL TL - 34KV	35610 - Overhd Conductr, Devices	Wire Fully Dressed	\$1,228,211.60	\$864,708.29	\$363,503.31
JCP&L Jersey Central Pwr & Lht	JCPL TL - 34KV	JCPL TL - 34KV	35610 - Overhd Conductr, Devices	Grounding (Towers & Static Wire)	\$1,342,692.36	\$395,978.85	\$946,713.51
JCP&L Jersey Central Pwr & Lht	JCPL TL - 34KV	JCPL TL - 34KV	35610 - Overhd Conductr, Devices	Non-Unitized	\$1,403,156.13	\$44,618.48	\$1,358,537.65
JCP&L Jersey Central Pwr & Lht	JCPL TL - 34KV	JCPL TL - 34KV	35610 - Overhd Conductr, Devices	Insulator - transmission	\$1,404,636.95	\$44,359.72	\$1,360,277.23
JCP&L Jersey Central Pwr & Lht	JCPL TL - 34KV	JCPL TL - 34KV	35610 - Overhd Conductr, Devices	Insulator - transmission	\$1,436,126.31	\$15,261.95	\$1,420,864.36
JCP&L Jersey Central Pwr & Lht	JCPL TL - 34KV	JCPL TL - 34KV	35610 - Overhd Conductr, Devices	Wire Fully Dressed	\$1,438,207.64	\$513,492.91	\$924,714.73
JCP&L Jersey Central Pwr & Lht	JCPL TL - 34KV	JCPL TL - 34KV	35610 - Overhd Conductr, Devices	Insulator - transmission	\$1,447,620.97	\$184,806.05	\$1,262,814.92
JCP&L Jersey Central Pwr & Lht	JCPL TL - 34KV	JCPL TL - 34KV	35610 - Overhd Conductr, Devices	Wire Fully Dressed	\$1,539,352.59	\$919,305.65	\$620,046.94
JCP&L Jersey Central Pwr & Lht	JCPL TL - 34KV	JCPL TL - 34KV	35610 - Overhd Conductr, Devices	Wire Fully Dressed	\$1,540,646.68	\$867,763.00	\$672,883.68
JCP&L Jersey Central Pwr & Lht	JCPL TL - 34KV	JCPL TL - 34KV	35610 - Overhd Conductr, Devices	Wire Fully Dressed	\$1,792,358.12	\$834,775.98	\$957,582.14
JCP&L Jersey Central Pwr & Lht	JCPL TL - 34KV	JCPL TL - 34KV	35610 - Overhd Conductr, Devices	Wire Fully Dressed	\$1,884,987.99	\$496,206.40	\$1,388,781.59
JCP&L Jersey Central Pwr & Lht	JCPL TL - 34KV	JCPL TL - 34KV	35610 - Overhd Conductr, Devices	Wire Fully Dressed	\$1,983,346.31	\$323,916.00	\$1,659,430.31
JCP&L Jersey Central Pwr & Lht	JCPL TL - 34KV	JCPL TL - 34KV	35610 - Overhd Conductr, Devices	Wire Fully Dressed	\$2,000,330.23	\$218,576.50	\$1,781,753.73
JCP&L Jersey Central Pwr & Lht	JCPL TL - 34KV	JCPL TL - 34KV	35610 - Overhd Conductr, Devices	Wire Fully Dressed	\$2,023,851.15	\$660,002.59	\$1,363,848.56

Company	Major Location	Asset Location	Utility Account	Asset Retirement Unit	Book Cost	Allocated Reserve	Net Book Value
JCP&L Jersey Central Pwr & Lht	JCPL TL - 34KV	JCPL TL - 34KV	35610 - Overhd Conductr, Devices	Non-Unitized	\$2,050,794.44	\$21,794.81	\$2,028,999.63
JCP&L Jersey Central Pwr & Lht	JCPL TL - 34KV	JCPL TL - 34KV	35610 - Overhd Conductr, Devices	Insulator - transmission	\$2,086,097.59	\$227,948.33	\$1,858,149.26
JCP&L Jersey Central Pwr & Lht	JCPL TL - 34KV	JCPL TL - 34KV	35610 - Overhd Conductr, Devices	Wire Fully Dressed	\$2,296,551.01	\$24,405.83	\$2,272,145.18
JCP&L Jersey Central Pwr & Lht	JCPL TL - 34KV	JCPL TL - 34KV	35610 - Overhd Conductr, Devices	Wire Fully Dressed	\$2,318,493.93	\$1,506,306.00	\$812,187.93
JCP&L Jersey Central Pwr & Lht	JCPL TL - 34KV	JCPL TL - 34KV	35610 - Overhd Conductr, Devices	Wire Fully Dressed	\$2,332,476.77	\$868,742.39	\$1,463,734.38
JCP&L Jersey Central Pwr & Lht	JCPL TL - 34KV	JCPL TL - 34KV	35610 - Overhd Conductr, Devices	Insulator - transmission	\$3,140,087.25	\$163,118.52	\$2,976,968.73
JCP&L Jersey Central Pwr & Lht	JCPL TL - 34KV	JCPL TL - 34KV	35610 - Overhd Conductr, Devices	Wire Fully Dressed	\$3,516,527.05	\$869,161.07	\$2,647,365.98
JCP&L Jersey Central Pwr & Lht	JCPL TL - 34KV	JCPL TL - 34KV	35610 - Overhd Conductr, Devices	Wire Fully Dressed	\$3,821,407.38	\$487,848.15	\$3,333,559.23
JCP&L Jersey Central Pwr & Lht	JCPL TL - 34KV	JCPL TL - 34KV	35610 - Overhd Conductr, Devices	Wire Fully Dressed	\$4,254,212.79	\$1,847,868.18	\$2,406,344.61
JCP&L Jersey Central Pwr & Lht	JCPL TL - 34KV	JCPL TL - 34KV	35610 - Overhd Conductr, Devices	Wire Fully Dressed	\$4,272,953.38	\$2,057,874.23	\$2,215,079.15
JCP&L Jersey Central Pwr & Lht	JCPL TL - 34KV	JCPL TL - 34KV	35610 - Overhd Conductr, Devices	Wire Fully Dressed	\$4,294,538.00	\$625,578.03	\$3,668,959.97
JCP&L Jersey Central Pwr & Lht	JCPL TL - 34KV	JCPL TL - 34KV	35610 - Overhd Conductr, Devices	Wire Fully Dressed	\$4,437,470.60	\$1,996,869.68	\$2,440,600.92
JCP&L Jersey Central Pwr & Lht	JCPL TL - 34KV	JCPL TL - 34KV	35610 - Overhd Conductr, Devices	Wire Fully Dressed	\$4,686,002.95	\$1,817,588.49	\$2,868,414.46
JCP&L Jersey Central Pwr & Lht	JCPL TL - 34KV	JCPL TL - 34KV	35610 - Overhd Conductr, Devices	Wire Fully Dressed	\$6,703,130.13	\$348,061.38	\$6,355,068.75
JCP&L Jersey Central Pwr & Lht	JCPL TL - 34KV	JCPL TL - 34KV	35610 - Overhd Conductr, Devices	Wire Fully Dressed	\$6,826,529.95	\$216,976.86	\$6,609,553.09
JCP&L Jersey Central Pwr & Lht	JCPL TL - 34KV	JCPL TL - 34KV	35610 - Overhd Conductr, Devices	Wire Fully Dressed	\$8,510,210.64	\$3,564,137.10	\$4,946,073.54
JCP&L Jersey Central Pwr & Lht	JCPL TL - 34KV	JCPL TL - 34KV	35610 - Overhd Conductr, Devices	Wire Fully Dressed	\$12,557,094.97	\$3,703,263.84	\$8,853,831.13
JCP&L Jersey Central Pwr & Lht	JCPL TL - 34KV	JCPL TL - 34KV	35610 - Overhd Conductr, Devices	Wire Fully Dressed	\$14,785,723.30	\$5,963,371.57	\$8,822,351.73
		JCPL TL - 34KV Total			\$154,470,754.68	\$53,044,942.40	\$101,425,812.28
JCP&L Jersey Central Pwr & Lht	JCPL TL - 34KV	JCPL TL - 34KV DELTA	35610 - Overhd Conductr, Devices	Non-Unitized	(\$48.88)	(\$3.61)	(\$45.27)
JCP&L Jersey Central Pwr & Lht	JCPL TL - 34KV	JCPL TL - 34KV DELTA	35610 - Overhd Conductr, Devices	Non-Unitized	\$2.16	\$0.21	\$1.95
JCP&L Jersey Central Pwr & Lht	JCPL TL - 34KV	JCPL TL - 34KV DELTA	35610 - Overhd Conductr, Devices	Arrester, Lightning Mass	\$5,093.79	\$1,006.82	\$4,086.97
JCP&L Jersey Central Pwr & Lht	JCPL TL - 34KV	JCPL TL - 34KV DELTA	35610 - Overhd Conductr, Devices	Grounding (Towers & Static Wire)	\$6,258.75	\$1,022.17	\$5,236.58
JCP&L Jersey Central Pwr & Lht	JCPL TL - 34KV	JCPL TL - 34KV DELTA	35610 - Overhd Conductr, Devices	Insulator - transmission	\$10,246.75	\$1,673.48	\$8,573.27
JCP&L Jersey Central Pwr & Lht	JCPL TL - 34KV	JCPL TL - 34KV DELTA	35610 - Overhd Conductr, Devices	Wire Fully Dressed	\$211,447.33	\$34,533.14	\$176,914.19
		JCPL TL - 34KV DELTA Total			\$38,232.90	\$38,232.20	\$194,767.70
JCP&L Jersey Central Pwr & Lht	JCPL TL - 69KV	JCPL TL - 69KV	35610 - Overhd Conductr, Devices	Non-Unitized	(\$20,475.08)	(\$3,209.39)	(\$17,265.69)
JCP&L Jersey Central Pwr & Lht	JCPL TL - 69KV	JCPL TL - 69KV	35610 - Overhd Conductr, Devices	Non-Unitized	(\$2,558.55)	(\$242.28)	(\$2,316.27)
JCP&L Jersey Central Pwr & Lht	JCPL TL - 69KV	JCPL TL - 69KV	35610 - Overhd Conductr, Devices	Non-Unitized	(\$886.78)	(\$9.43)	(\$877.35)
JCP&L Jersey Central Pwr & Lht	JCPL TL - 69KV	JCPL TL - 69KV	35610 - Overhd Conductr, Devices	Non-Unitized	(\$437.23)	(\$32.28)	(\$404.95)
JCP&L Jersey Central Pwr & Lht	JCPL TL - 69KV	JCPL TL - 69KV	35610 - Overhd Conductr, Devices	Non-Unitized	\$27.22	\$0.87	\$26.35
JCP&L Jersey Central Pwr & Lht	JCPL TL - 69KV	JCPL TL - 69KV	35610 - Overhd Conductr, Devices	Non-Unitized	\$189.49	\$25.80	\$163.69
JCP&L Jersey Central Pwr & Lht	JCPL TL - 69KV	JCPL TL - 69KV	35610 - Overhd Conductr, Devices	Cutout	\$239.41	\$37.53	\$201.88
JCP&L Jersey Central Pwr & Lht	JCPL TL - 69KV	JCPL TL - 69KV	35610 - Overhd Conductr, Devices	Wire Fully Dressed	\$375.33	\$27.71	\$347.62
JCP&L Jersey Central Pwr & Lht	JCPL TL - 69KV	JCPL TL - 69KV	35610 - Overhd Conductr, Devices	Insulator - transmission	\$389.88	\$85.02	\$304.86
JCP&L Jersey Central Pwr & Lht	JCPL TL - 69KV	JCPL TL - 69KV	35610 - Overhd Conductr, Devices	Arrester, Lightning Mass	\$636.12	\$99.71	\$536.41
JCP&L Jersey Central Pwr & Lht	JCPL TL - 69KV	JCPL TL - 69KV	35610 - Overhd Conductr, Devices	Switch - Mass	\$1,378.43	\$216.07	\$1,162.36
JCP&L Jersey Central Pwr & Lht	JCPL TL - 69KV	JCPL TL - 69KV	35610 - Overhd Conductr, Devices	Arrester, Lightning Mass	\$2,022.96	\$358.60	\$1,664.36
JCP&L Jersey Central Pwr & Lht	JCPL TL - 69KV	JCPL TL - 69KV	35610 - Overhd Conductr, Devices	Wire Fully Dressed	\$3,501.32	\$331.55	\$3,169.77
JCP&L Jersey Central Pwr & Lht	JCPL TL - 69KV	JCPL TL - 69KV	35610 - Overhd Conductr, Devices	Wire Fully Dressed	\$3,754.11	\$1,122.04	\$2,632.07
JCP&L Jersey Central Pwr & Lht	JCPL TL - 69KV	JCPL TL - 69KV	35610 - Overhd Conductr, Devices	Arrester, Lightning Mass	\$5,089.45	\$481.93	\$4,607.52
JCP&L Jersey Central Pwr & Lht	JCPL TL - 69KV	JCPL TL - 69KV	35610 - Overhd Conductr, Devices	Non-Unitized	\$5,834.17	\$1,153.45	\$4,680.72
JCP&L Jersey Central Pwr & Lht	JCPL TL - 69KV	JCPL TL - 69KV	35610 - Overhd Conductr, Devices	Switch - Mass	\$8,957.68	\$1,587.88	\$7,369.80
JCP&L Jersey Central Pwr & Lht	JCPL TL - 69KV	JCPL TL - 69KV	35610 - Overhd Conductr, Devices	Switch - Mass	\$11,484.53	\$1,087.49	\$10,397.04
JCP&L Jersey Central Pwr & Lht	JCPL TL - 69KV	JCPL TL - 69KV	35610 - Overhd Conductr, Devices	Insulator - transmission	\$11,807.78	\$1,607.61	\$10,200.17
JCP&L Jersey Central Pwr & Lht	JCPL TL - 69KV	JCPL TL - 69KV	35610 - Overhd Conductr, Devices	Arrester, Lightning Mass	\$14,243.25	\$2,815.98	\$11,427.27
JCP&L Jersey Central Pwr & Lht	JCPL TL - 69KV	JCPL TL - 69KV	35610 - Overhd Conductr, Devices	Insulator - transmission	\$15,276.87	\$2,394.59	\$12,882.28
JCP&L Jersey Central Pwr & Lht	JCPL TL - 69KV	JCPL TL - 69KV	35610 - Overhd Conductr, Devices	Non-Unitized	\$16,405.67	\$2,908.14	\$13,497.53
JCP&L Jersey Central Pwr & Lht	JCPL TL - 69KV	JCPL TL - 69KV	35610 - Overhd Conductr, Devices	Wire Fully Dressed	\$20,418.53	\$3,200.53	\$17,218.00
JCP&L Jersey Central Pwr & Lht	JCPL TL - 69KV	JCPL TL - 69KV	35610 - Overhd Conductr, Devices	Insulator - transmission	\$23,388.95	\$4,146.03	\$19,242.92
JCP&L Jersey Central Pwr & Lht	JCPL TL - 69KV	JCPL TL - 69KV	35610 - Overhd Conductr, Devices	Arrester, Lightning Mass	\$27,224.00	\$2,009.87	\$25,214.13
JCP&L Jersey Central Pwr & Lht	JCPL TL - 69KV	JCPL TL - 69KV	35610 - Overhd Conductr, Devices	Wire Fully Dressed	\$85,666.23	\$4,528.64	\$81,137.59
JCP&L Jersey Central Pwr & Lht	JCPL TL - 69KV	JCPL TL - 69KV	35610 - Overhd Conductr, Devices	Insulator - transmission	\$89,521.10	\$8,476.93	\$81,044.17
JCP&L Jersey Central Pwr & Lht	JCPL TL - 69KV	JCPL TL - 69KV	35610 - Overhd Conductr, Devices	Switch - Mass	\$94,603.90	\$18,703.79	\$75,900.11
JCP&L Jersey Central Pwr & Lht	JCPL TL - 69KV	JCPL TL - 69KV	35610 - Overhd Conductr, Devices	Insulator - transmission	\$196,580.70	\$14,512.93	\$182,067.77
JCP&L Jersey Central Pwr & Lht	JCPL TL - 69KV	JCPL TL - 69KV	35610 - Overhd Conductr, Devices	Insulator - transmission	\$211,563.71	\$41,827.48	\$169,736.23
JCP&L Jersey Central Pwr & Lht	JCPL TL - 69KV	JCPL TL - 69KV	35610 - Overhd Conductr, Devices	Insulator - transmission	\$339,449.70	\$17,944.59	\$321,505.11
		JCPL TL - 69KV Total			\$1,165,672.85	\$128,199.37	\$1,037,473.48

Company	Major Location	Asset Location	Utility Account	Asset Retirement Unit	Book Cost	Allocated Reserve	Net Book Value
JCP&L Jersey Central Pwr & Lht	JCPL TL - 500KV	JERSEYVILLE to FREEHOLD LINE	35610 - Overhd Conductr, Devices	Insulator - transmission	\$32.84	\$3.11	\$29.73
JCP&L Jersey Central Pwr & Lht	JCPL TL - 500KV	JERSEYVILLE to FREEHOLD LINE	35610 - Overhd Conductr, Devices	Insulator - transmission	\$2,983.06	\$831.60	\$2,151.46
JCP&L Jersey Central Pwr & Lht	JCPL TL - 500KV	JERSEYVILLE to FREEHOLD LINE	35610 - Overhd Conductr, Devices	Wire Fully Dressed	\$4,474.53	\$1,247.38	\$3,227.15
		JERSEYVILLE to FREEHOLD LINE Total			\$7,490.43	\$2,082.09	\$5,408.34
JCP&L Jersey Central Pwr & Lht	JCPL DIST SUBS	KITTATINNY DIST SUB	35610 - Overhd Conductr, Devices	Non-Unitized	\$29,112.03	\$309.37	\$28,802.66
		KITTATINNY DIST SUB Total			\$29,112.03	\$309.37	\$28,802.66
JCP&L Jersey Central Pwr & Lht	JCPL TL - 230KV	KITTATINNY to MONTVILLE TAP to TWR 75-2085	35610 - Overhd Conductr, Devices	Grounding (Towers & Static Wire)	\$37,218.48	\$19,955.78	\$17,262.70
JCP&L Jersey Central Pwr & Lht	JCPL TL - 230KV	KITTATINNY to MONTVILLE TAP to TWR 75-2085	35610 - Overhd Conductr, Devices	Insulator - transmission	\$278,307.31	\$149,222.62	\$129,084.69
JCP&L Jersey Central Pwr & Lht	JCPL TL - 230KV	KITTATINNY to MONTVILLE TAP to TWR 75-2085	35610 - Overhd Conductr, Devices	Wire Fully Dressed	\$380,242.49	\$203,878.17	\$176,364.32
JCP&L Jersey Central Pwr & Lht	JCPL TL - 230KV	KITTATINNY to MONTVILLE TAP to TWR 75-2085	35610 - Overhd Conductr, Devices	Wire Fully Dressed	\$646,285.80	\$34,165.11	\$612,120.69
		KITTATINNY to MONTVILLE TAP to TWR 75-2085 Total			\$1,342,054.08	\$407,221.68	\$934,832.40
JCP&L Jersey Central Pwr & Lht	JCPL TL - 230KV	LARRABEE to COOKSTOWN	35610 - Overhd Conductr, Devices	Wire Fully Dressed	\$403.74	\$293.93	\$109.81
JCP&L Jersey Central Pwr & Lht	JCPL TL - 230KV	LARRABEE to COOKSTOWN	35610 - Overhd Conductr, Devices	Wire Fully Dressed	\$772.40	\$474.01	\$298.39
JCP&L Jersey Central Pwr & Lht	JCPL TL - 230KV	LARRABEE to COOKSTOWN	35610 - Overhd Conductr, Devices	Grounding (Towers & Static Wire)	\$903.30	\$606.29	\$297.01
JCP&L Jersey Central Pwr & Lht	JCPL TL - 230KV	LARRABEE to COOKSTOWN	35610 - Overhd Conductr, Devices	Wire Fully Dressed	\$1,088.75	\$689.10	\$399.65
JCP&L Jersey Central Pwr & Lht	JCPL TL - 230KV	LARRABEE to COOKSTOWN	35610 - Overhd Conductr, Devices	Grounding (Towers & Static Wire)	\$4,572.72	\$4,079.25	\$493.47
JCP&L Jersey Central Pwr & Lht	JCPL TL - 230KV	LARRABEE to COOKSTOWN	35610 - Overhd Conductr, Devices	Wire Fully Dressed	\$5,723.78	\$3,291.43	\$2,432.35
JCP&L Jersey Central Pwr & Lht	JCPL TL - 230KV	LARRABEE to COOKSTOWN	35610 - Overhd Conductr, Devices	Non-Unitized	\$7,392.20	\$78.56	\$7,313.64
JCP&L Jersey Central Pwr & Lht	JCPL TL - 230KV	LARRABEE to COOKSTOWN	35610 - Overhd Conductr, Devices	Insulator - transmission	\$10,701.54	\$7,182.83	\$3,518.71
JCP&L Jersey Central Pwr & Lht	JCPL TL - 230KV	LARRABEE to COOKSTOWN	35610 - Overhd Conductr, Devices	Wire Fully Dressed	\$16,613.36	\$11,150.82	\$5,462.54
JCP&L Jersey Central Pwr & Lht	JCPL TL - 230KV	LARRABEE to COOKSTOWN	35610 - Overhd Conductr, Devices	Wire Fully Dressed	\$19,176.31	\$7,263.34	\$11,912.97
JCP&L Jersey Central Pwr & Lht	JCPL TL - 230KV	LARRABEE to COOKSTOWN	35610 - Overhd Conductr, Devices	Insulator - transmission	\$50,021.00	\$44,622.92	\$5,398.08
JCP&L Jersey Central Pwr & Lht	JCPL TL - 230KV	LARRABEE to COOKSTOWN	35610 - Overhd Conductr, Devices	Wire Fully Dressed	\$545,947.44	\$487,030.77	\$58,916.67
		LARRABEE to COOKSTOWN Total			\$663,316.54	\$566,763.25	\$96,553.29
JCP&L Jersey Central Pwr & Lht	JCPL TL - 230KV	LARRABEE to MANITOU	35610 - Overhd Conductr, Devices	Wire Fully Dressed	\$0.01	\$0.01	\$0.00
JCP&L Jersey Central Pwr & Lht	JCPL TL - 230KV	LARRABEE to MANITOU	35610 - Overhd Conductr, Devices	Grounding (Towers & Static Wire)	\$40.88	\$41.84	(\$0.96)
JCP&L Jersey Central Pwr & Lht	JCPL TL - 230KV	LARRABEE to MANITOU	35610 - Overhd Conductr, Devices	Grounding (Towers & Static Wire)	\$128.48	\$107.77	\$20.71
JCP&L Jersey Central Pwr & Lht	JCPL TL - 230KV	LARRABEE to MANITOU	35610 - Overhd Conductr, Devices	Insulator - transmission	\$543.27	\$556.08	(\$12.81)
JCP&L Jersey Central Pwr & Lht	JCPL TL - 230KV	LARRABEE to MANITOU	35610 - Overhd Conductr, Devices	Wire Fully Dressed	\$629.77	\$644.62	(\$14.85)
JCP&L Jersey Central Pwr & Lht	JCPL TL - 230KV	LARRABEE to MANITOU	35610 - Overhd Conductr, Devices	Insulator - transmission	\$1,690.17	\$1,417.64	\$272.53
JCP&L Jersey Central Pwr & Lht	JCPL TL - 230KV	LARRABEE to MANITOU	35610 - Overhd Conductr, Devices	Grounding (Towers & Static Wire)	\$2,484.14	\$2,385.16	\$98.98
JCP&L Jersey Central Pwr & Lht	JCPL TL - 230KV	LARRABEE to MANITOU	35610 - Overhd Conductr, Devices	Wire Fully Dressed	\$2,681.63	\$2,151.61	\$530.02
JCP&L Jersey Central Pwr & Lht	JCPL TL - 230KV	LARRABEE to MANITOU	35610 - Overhd Conductr, Devices	Wire Fully Dressed	\$2,972.97	\$2,051.99	\$920.98
JCP&L Jersey Central Pwr & Lht	JCPL TL - 230KV	LARRABEE to MANITOU	35610 - Overhd Conductr, Devices	Wire Fully Dressed	\$3,979.40	\$1,507.27	\$2,472.13
JCP&L Jersey Central Pwr & Lht	JCPL TL - 230KV	LARRABEE to MANITOU	35610 - Overhd Conductr, Devices	Wire Fully Dressed	\$4,298.97	\$3,290.48	\$1,008.49
JCP&L Jersey Central Pwr & Lht	JCPL TL - 230KV	LARRABEE to MANITOU	35610 - Overhd Conductr, Devices	Wire Fully Dressed	\$7,524.19	\$3,296.72	\$4,227.47
JCP&L Jersey Central Pwr & Lht	JCPL TL - 230KV	LARRABEE to MANITOU	35610 - Overhd Conductr, Devices	Wire Fully Dressed	\$8,575.48	\$5,755.83	\$2,819.65
JCP&L Jersey Central Pwr & Lht	JCPL TL - 230KV	LARRABEE to MANITOU	35610 - Overhd Conductr, Devices	Wire Fully Dressed	\$8,743.88	\$5,534.24	\$3,209.64
JCP&L Jersey Central Pwr & Lht	JCPL TL - 230KV	LARRABEE to MANITOU	35610 - Overhd Conductr, Devices	Wire Fully Dressed	\$8,795.43	\$7,377.21	\$1,418.22
JCP&L Jersey Central Pwr & Lht	JCPL TL - 230KV	LARRABEE to MANITOU	35610 - Overhd Conductr, Devices	Wire Fully Dressed	\$12,771.30	\$7,837.66	\$4,933.64
JCP&L Jersey Central Pwr & Lht	JCPL TL - 230KV	LARRABEE to MANITOU	35610 - Overhd Conductr, Devices	Wire Fully Dressed	\$15,864.65	\$11,250.57	\$4,614.08
JCP&L Jersey Central Pwr & Lht	JCPL TL - 230KV	LARRABEE to MANITOU	35610 - Overhd Conductr, Devices	Wire Fully Dressed	\$15,950.64	\$7,616.48	\$8,334.16
JCP&L Jersey Central Pwr & Lht	JCPL TL - 230KV	LARRABEE to MANITOU	35610 - Overhd Conductr, Devices	Insulator - transmission	\$33,010.06	\$31,694.78	\$1,315.28
JCP&L Jersey Central Pwr & Lht	JCPL TL - 230KV	LARRABEE to MANITOU	35610 - Overhd Conductr, Devices	Wire Fully Dressed	\$46,342.36	\$23,943.61	\$22,398.75
JCP&L Jersey Central Pwr & Lht	JCPL TL - 230KV	LARRABEE to MANITOU	35610 - Overhd Conductr, Devices	Wire Fully Dressed	\$633,188.38	\$607,959.11	\$25,229.27
		LARRABEE to MANITOU Total			\$810,216.06	\$726,420.68	\$83,795.38
JCP&L Jersey Central Pwr & Lht	JCPL TL - 230KV	LARRABEE to PLEASANT VALLEY to MONMOUTH COUNTY RECLAMATION CENTER	35610 - Overhd Conductr, Devices	Wire Fully Dressed	\$34.46	\$30.74	\$3.72
JCP&L Jersey Central Pwr & Lht	JCPL TL - 230KV	LARRABEE to PLEASANT VALLEY to MONMOUTH COUNTY RECLAMATION CENTER	35610 - Overhd Conductr, Devices	Grounding (Towers & Static Wire)	\$42.83	\$41.12	\$1.71
JCP&L Jersey Central Pwr & Lht	JCPL TL - 230KV	LARRABEE to PLEASANT VALLEY to MONMOUTH COUNTY RECLAMATION CENTER	35610 - Overhd Conductr, Devices	Wire Fully Dressed	\$87.46	\$82.52	\$4.94
JCP&L Jersey Central Pwr & Lht	JCPL TL - 230KV	LARRABEE to PLEASANT VALLEY to MONMOUTH COUNTY RECLAMATION CENTER	35610 - Overhd Conductr, Devices	Wire Fully Dressed	\$111.01	\$26.46	\$84.55
JCP&L Jersey Central Pwr & Lht	JCPL TL - 230KV	LARRABEE to PLEASANT VALLEY to MONMOUTH COUNTY RECLAMATION CENTER	35610 - Overhd Conductr, Devices	Grounding (Towers & Static Wire)	\$116.80	\$87.23	\$29.57
JCP&L Jersey Central Pwr & Lht	JCPL TL - 230KV	LARRABEE to PLEASANT VALLEY to MONMOUTH COUNTY RECLAMATION CENTER	35610 - Overhd Conductr, Devices	Grounding (Towers & Static Wire)	\$229.72	\$118.69	\$111.03
JCP&L Jersey Central Pwr & Lht	JCPL TL - 230KV	LARRABEE to PLEASANT VALLEY to MONMOUTH COUNTY RECLAMATION CENTER	35610 - Overhd Conductr, Devices	Wire Fully Dressed	\$311.98	\$227.13	\$84.85
JCP&L Jersey Central Pwr & Lht	JCPL TL - 230KV	LARRABEE to PLEASANT VALLEY to MONMOUTH COUNTY RECLAMATION CENTER	35610 - Overhd Conductr, Devices	Wire Fully Dressed	\$334.60	\$274.58	\$60.02
JCP&L Jersey Central Pwr & Lht	JCPL TL - 230KV	LARRABEE to PLEASANT VALLEY to MONMOUTH COUNTY RECLAMATION CENTER	35610 - Overhd Conductr, Devices	Wire Fully Dressed	\$376.45	\$302.05	\$74.40
JCP&L Jersey Central Pwr & Lht	JCPL TL - 230KV	LARRABEE to PLEASANT VALLEY to MONMOUTH COUNTY RECLAMATION CENTER	35610 - Overhd Conductr, Devices	Insulator - transmission	\$569.14	\$546.47	\$22.67
JCP&L Jersey Central Pwr & Lht	JCPL TL - 230KV	LARRABEE to PLEASANT VALLEY to MONMOUTH COUNTY RECLAMATION CENTER	35610 - Overhd Conductr, Devices	Grounding (Towers & Static Wire)	\$752.75	\$505.24	\$247.51
JCP&L Jersey Central Pwr & Lht	JCPL TL - 230KV	LARRABEE to PLEASANT VALLEY to MONMOUTH COUNTY RECLAMATION CENTER	35610 - Overhd Conductr, Devices	Grounding (Towers & Static Wire)	\$905.88	\$396.91	\$508.97

Company	Major Location	Asset Location	Utility Account	Asset Retirement Unit	Book Cost	Allocated Reserve	Net Book Value
JCP&L Jersey Central Pwr & Lht	JCPL TL - 230KV	LARRABEE to PLEASANT VALLEY to MONMOUTH COUNTY RECLAMATION CENTER	35610 - Overhd Conductr, Devices	Wire Fully Dressed	\$923.72	\$791.36	\$132.36
JCP&L Jersey Central Pwr & Lht	JCPL TL - 230KV	LARRABEE to PLEASANT VALLEY to MONMOUTH COUNTY RECLAMATION CENTER	35610 - Overhd Conductr, Devices	Wire Fully Dressed	\$1,128.09	\$864.46	\$264.63
JCP&L Jersey Central Pwr & Lht	JCPL TL - 230KV	LARRABEE to PLEASANT VALLEY to MONMOUTH COUNTY RECLAMATION CENTER	35610 - Overhd Conductr, Devices	Insulator - transmission	\$1,154.67	\$596.58	\$558.09
JCP&L Jersey Central Pwr & Lht	JCPL TL - 230KV	LARRABEE to PLEASANT VALLEY to MONMOUTH COUNTY RECLAMATION CENTER	35610 - Overhd Conductr, Devices	Grounding (Towers & Static Wire)	\$1,308.16	\$1,358.57	(\$50.41)
JCP&L Jersey Central Pwr & Lht	JCPL TL - 230KV	LARRABEE to PLEASANT VALLEY to MONMOUTH COUNTY RECLAMATION CENTER	35610 - Overhd Conductr, Devices	Wire Fully Dressed	\$1,502.30	\$776.19	\$726.11
JCP&L Jersey Central Pwr & Lht	JCPL TL - 230KV	LARRABEE to PLEASANT VALLEY to MONMOUTH COUNTY RECLAMATION CENTER	35610 - Overhd Conductr, Devices	Insulator - transmission	\$1,534.95	\$1,146.24	\$388.71
JCP&L Jersey Central Pwr & Lht	JCPL TL - 230KV	LARRABEE to PLEASANT VALLEY to MONMOUTH COUNTY RECLAMATION CENTER	35610 - Overhd Conductr, Devices	Wire Fully Dressed	\$1,680.51	\$1,469.59	\$210.92
JCP&L Jersey Central Pwr & Lht	JCPL TL - 230KV	LARRABEE to PLEASANT VALLEY to MONMOUTH COUNTY RECLAMATION CENTER	35610 - Overhd Conductr, Devices	Grounding (Towers & Static Wire)	\$1,680.70	\$933.86	\$746.84
JCP&L Jersey Central Pwr & Lht	JCPL TL - 230KV	LARRABEE to PLEASANT VALLEY to MONMOUTH COUNTY RECLAMATION CENTER	35610 - Overhd Conductr, Devices	Wire Fully Dressed	\$3,205.80	\$1,967.38	\$1,238.42
JCP&L Jersey Central Pwr & Lht	JCPL TL - 230KV	LARRABEE to PLEASANT VALLEY to MONMOUTH COUNTY RECLAMATION CENTER	35610 - Overhd Conductr, Devices	Wire Fully Dressed	\$3,431.90	\$3,295.15	\$136.75
JCP&L Jersey Central Pwr & Lht	JCPL TL - 230KV	LARRABEE to PLEASANT VALLEY to MONMOUTH COUNTY RECLAMATION CENTER	35610 - Overhd Conductr, Devices	Grounding (Towers & Static Wire)	\$4,864.72	\$4,979.41	(\$114.69)
JCP&L Jersey Central Pwr & Lht	JCPL TL - 230KV	LARRABEE to PLEASANT VALLEY to MONMOUTH COUNTY RECLAMATION CENTER	35610 - Overhd Conductr, Devices	Insulator - transmission	\$9,442.53	\$6,337.79	\$3,104.74
JCP&L Jersey Central Pwr & Lht	JCPL TL - 230KV	LARRABEE to PLEASANT VALLEY to MONMOUTH COUNTY RECLAMATION CENTER	35610 - Overhd Conductr, Devices	Insulator - transmission	\$10,822.24	\$6,013.24	\$4,809.00
JCP&L Jersey Central Pwr & Lht	JCPL TL - 230KV	LARRABEE to PLEASANT VALLEY to MONMOUTH COUNTY RECLAMATION CENTER	35610 - Overhd Conductr, Devices	Insulator - transmission	\$11,210.31	\$4,911.79	\$6,298.52
JCP&L Jersey Central Pwr & Lht	JCPL TL - 230KV	LARRABEE to PLEASANT VALLEY to MONMOUTH COUNTY RECLAMATION CENTER	35610 - Overhd Conductr, Devices	Wire Fully Dressed	\$14,552.66	\$8,085.99	\$6,466.67
JCP&L Jersey Central Pwr & Lht	JCPL TL - 230KV	LARRABEE to PLEASANT VALLEY to MONMOUTH COUNTY RECLAMATION CENTER	35610 - Overhd Conductr, Devices	Insulator - transmission	\$17,384.61	\$18,054.53	(\$669.92)
JCP&L Jersey Central Pwr & Lht	JCPL TL - 230KV	LARRABEE to PLEASANT VALLEY to MONMOUTH COUNTY RECLAMATION CENTER	35610 - Overhd Conductr, Devices	Wire Fully Dressed	\$23,123.36	\$14,635.40	\$8,487.96
JCP&L Jersey Central Pwr & Lht	JCPL TL - 230KV	LARRABEE to PLEASANT VALLEY to MONMOUTH COUNTY RECLAMATION CENTER	35610 - Overhd Conductr, Devices	Insulator - transmission	\$64,649.02	\$66,173.13	(\$1,524.11)
JCP&L Jersey Central Pwr & Lht	JCPL TL - 230KV	LARRABEE to PLEASANT VALLEY to MONMOUTH COUNTY RECLAMATION CENTER	35610 - Overhd Conductr, Devices	Wire Fully Dressed	\$69,470.65	\$51,878.02	\$17,592.63
JCP&L Jersey Central Pwr & Lht	JCPL TL - 230KV	LARRABEE to PLEASANT VALLEY to MONMOUTH COUNTY RECLAMATION CENTER	35610 - Overhd Conductr, Devices	Grounding (Towers & Static Wire)	\$111,051.22	\$30,958.30	\$80,092.92
JCP&L Jersey Central Pwr & Lht	JCPL TL - 230KV	LARRABEE to PLEASANT VALLEY to MONMOUTH COUNTY RECLAMATION CENTER	35610 - Overhd Conductr, Devices	Wire Fully Dressed	\$143,161.97	\$148,678.75	(\$5,516.78)
JCP&L Jersey Central Pwr & Lht	JCPL TL - 230KV	LARRABEE to PLEASANT VALLEY to MONMOUTH COUNTY RECLAMATION CENTER	35610 - Overhd Conductr, Devices	Wire Fully Dressed	\$143,566.60	\$62,903.63	\$80,662.97
JCP&L Jersey Central Pwr & Lht	JCPL TL - 230KV	LARRABEE to PLEASANT VALLEY to MONMOUTH COUNTY RECLAMATION CENTER	35610 - Overhd Conductr, Devices	Insulator - transmission	\$386,289.04	\$107,687.70	\$278,601.34
JCP&L Jersey Central Pwr & Lht	JCPL TL - 230KV	LARRABEE to PLEASANT VALLEY to MONMOUTH COUNTY RECLAMATION CENTER	35610 - Overhd Conductr, Devices	Wire Fully Dressed	\$468,382.35	\$130,573.25	\$337,809.10
JCP&L Jersey Central Pwr & Lht	JCPL TL - 230KV	LARRABEE to PLEASANT VALLEY to MONMOUTH COUNTY RECLAMATION CENTER	35610 - Overhd Conductr, Devices	Wire Fully Dressed	\$777,848.79	\$796,186.75	(\$18,337.96)
JCP&L Jersey Central Pwr & Lht	JCPL TL - 230KV	LARRABEE to PLEASANT VALLEY to MONMOUTH COUNTY RECLAMATION CENTER	35610 - Overhd Conductr, Devices	Wire Fully Dressed	\$1,057,410.61	\$709,729.48	\$347,681.13
JCP&L Jersey Central Pwr & Lht	JCPL TL - 230KV	LARRABEE to PLEASANT VALLEY to MONMOUTH COUNTY RECLAMATION CENTER	35610 - Overhd Conductr, Devices	Wire Fully Dressed	\$4,008,137.10	\$2,149,080.27	\$1,859,056.83
JCP&L Jersey Central Pwr & Lht	JCPL TL - 230KV	LARRABEE to PLEASANT VALLEY to MONMOUTH COUNTY RECLAMATION CENTER Total			\$7,342,791.66	\$4,332,704.92	\$3,010,086.74
JCP&L Jersey Central Pwr & Lht	JCPL TL - 115KV	LEBANON	35610 - Overhd Conductr, Devices	Grounding (Towers & Static Wire)	\$46.72	\$42.49	\$4.23
JCP&L Jersey Central Pwr & Lht	JCPL TL - 115KV	LEBANON	35610 - Overhd Conductr, Devices	Grounding (Towers & Static Wire)	\$73.98	\$81.88	(\$7.90)
JCP&L Jersey Central Pwr & Lht	JCPL TL - 115KV	LEBANON	35610 - Overhd Conductr, Devices	Grounding (Towers & Static Wire)	\$76.57	\$61.44	\$15.13
JCP&L Jersey Central Pwr & Lht	JCPL TL - 115KV	LEBANON	35610 - Overhd Conductr, Devices	Wire Fully Dressed	\$148.80	\$137.87	\$10.93
JCP&L Jersey Central Pwr & Lht	JCPL TL - 115KV	LEBANON	35610 - Overhd Conductr, Devices	Insulator - transmission	\$207.75	\$188.94	\$18.81
JCP&L Jersey Central Pwr & Lht	JCPL TL - 115KV	LEBANON	35610 - Overhd Conductr, Devices	Insulator - transmission	\$327.71	\$362.70	(\$34.99)
JCP&L Jersey Central Pwr & Lht	JCPL TL - 115KV	LEBANON	35610 - Overhd Conductr, Devices	Insulator - transmission	\$342.34	\$274.67	\$67.67
JCP&L Jersey Central Pwr & Lht	JCPL TL - 115KV	LEBANON	35610 - Overhd Conductr, Devices	Wire Fully Dressed	\$640.22	\$582.25	\$57.97
JCP&L Jersey Central Pwr & Lht	JCPL TL - 115KV	LEBANON	35610 - Overhd Conductr, Devices	Wire Fully Dressed	\$1,473.30	\$1,630.61	(\$157.31)
JCP&L Jersey Central Pwr & Lht	JCPL TL - 115KV	LEBANON	35610 - Overhd Conductr, Devices	Wire Fully Dressed	\$2,137.76	\$1,636.27	\$501.49
JCP&L Jersey Central Pwr & Lht	JCPL TL - 115KV	LEBANON	35610 - Overhd Conductr, Devices	Wire Fully Dressed	\$4,976.60	\$3,992.99	\$983.61
JCP&L Jersey Central Pwr & Lht	JCPL TL - 115KV	LEBANON Total			\$10,451.75	\$8,992.12	\$1,459.63
JCP&L Jersey Central Pwr & Lht	JCPL TL - 230KV	MANITOU to OYSTER CREEK	35610 - Overhd Conductr, Devices	Wire Fully Dressed	\$15.51	\$14.37	\$1.14
JCP&L Jersey Central Pwr & Lht	JCPL TL - 230KV	MANITOU to OYSTER CREEK	35610 - Overhd Conductr, Devices	Wire Fully Dressed	\$885.33	\$742.58	\$142.75
JCP&L Jersey Central Pwr & Lht	JCPL TL - 230KV	MANITOU to OYSTER CREEK	35610 - Overhd Conductr, Devices	Grounding (Towers & Static Wire)	\$1,925.54	\$1,816.78	\$108.76
JCP&L Jersey Central Pwr & Lht	JCPL TL - 230KV	MANITOU to OYSTER CREEK	35610 - Overhd Conductr, Devices	Wire Fully Dressed	\$2,796.93	\$2,244.12	\$552.81
JCP&L Jersey Central Pwr & Lht	JCPL TL - 230KV	MANITOU to OYSTER CREEK	35610 - Overhd Conductr, Devices	Wire Fully Dressed	\$3,662.13	\$1,963.56	\$1,698.57
JCP&L Jersey Central Pwr & Lht	JCPL TL - 230KV	MANITOU to OYSTER CREEK	35610 - Overhd Conductr, Devices	Wire Fully Dressed	\$5,259.42	\$3,729.77	\$1,529.65
JCP&L Jersey Central Pwr & Lht	JCPL TL - 230KV	MANITOU to OYSTER CREEK	35610 - Overhd Conductr, Devices	Wire Fully Dressed	\$6,568.94	\$4,283.61	\$2,285.33
JCP&L Jersey Central Pwr & Lht	JCPL TL - 230KV	MANITOU to OYSTER CREEK	35610 - Overhd Conductr, Devices	Wire Fully Dressed	\$7,422.67	\$5,542.96	\$1,879.71
JCP&L Jersey Central Pwr & Lht	JCPL TL - 230KV	MANITOU to OYSTER CREEK	35610 - Overhd Conductr, Devices	Wire Fully Dressed	\$7,512.08	\$5,749.84	\$1,762.24
JCP&L Jersey Central Pwr & Lht	JCPL TL - 230KV	MANITOU to OYSTER CREEK	35610 - Overhd Conductr, Devices	Wire Fully Dressed	\$11,266.87	\$7,131.11	\$4,135.76
JCP&L Jersey Central Pwr & Lht	JCPL TL - 230KV	MANITOU to OYSTER CREEK	35610 - Overhd Conductr, Devices	Wire Fully Dressed	\$18,745.40	\$11,503.93	\$7,241.47
JCP&L Jersey Central Pwr & Lht	JCPL TL - 230KV	MANITOU to OYSTER CREEK	35610 - Overhd Conductr, Devices	Wire Fully Dressed	\$19,039.37	\$12,779.14	\$6,260.23
JCP&L Jersey Central Pwr & Lht	JCPL TL - 230KV	MANITOU to OYSTER CREEK	35610 - Overhd Conductr, Devices	Wire Fully Dressed	\$20,497.56	\$11,787.02	\$8,710.54
JCP&L Jersey Central Pwr & Lht	JCPL TL - 230KV	MANITOU to OYSTER CREEK	35610 - Overhd Conductr, Devices	Insulator - transmission	\$25,585.39	\$24,140.18	\$1,445.21
JCP&L Jersey Central Pwr & Lht	JCPL TL - 230KV	MANITOU to OYSTER CREEK	35610 - Overhd Conductr, Devices	Wire Fully Dressed	\$30,018.82	\$17,843.25	\$12,175.57
JCP&L Jersey Central Pwr & Lht	JCPL TL - 230KV	MANITOU to OYSTER CREEK	35610 - Overhd Conductr, Devices	Wire Fully Dressed	\$32,739.87	\$14,344.96	\$18,394.91
JCP&L Jersey Central Pwr & Lht	JCPL TL - 230KV	MANITOU to OYSTER CREEK	35610 - Overhd Conductr, Devices	Wire Fully Dressed	\$46,226.78	\$22,073.44	\$24,153.34
JCP&L Jersey Central Pwr & Lht	JCPL TL - 230KV	MANITOU to OYSTER CREEK	35610 - Overhd Conductr, Devices	Wire Fully Dressed	\$56,920.48	\$26,061.07	\$30,859.41

Company	Major Location	Asset Location	Utility Account	Asset Retirement Unit	Book Cost	Allocated Reserve	Net Book Value
JCP&L Jersey Central Pwr & Lht	JCPL TL - 230KV	MANITOU to OYSTER CREEK	35610 - Overhd Conductr, Devices	Wire Fully Dressed	\$448,692.19	\$423,347.53	\$25,344.66
		MANITOU to OYSTER CREEK Total			\$745,781.28	\$597,099.21	\$148,682.07
JCP&L Jersey Central Pwr & Lht	JCPL TL - 230KV	MANITOU to WHITING	35610 - Overhd Conductr, Devices	Non-Unitized	(\$22,194.51)	(\$1,173.29)	(\$21,021.22)
JCP&L Jersey Central Pwr & Lht	JCPL TL - 230KV	MANITOU to WHITING	35610 - Overhd Conductr, Devices	Grounding (Towers & Static Wire)	\$42,020.11	\$2,221.34	\$39,798.77
JCP&L Jersey Central Pwr & Lht	JCPL TL - 230KV	MANITOU to WHITING	35610 - Overhd Conductr, Devices	Grounding (Towers & Static Wire)	\$170,488.40	\$84,751.17	\$85,737.23
JCP&L Jersey Central Pwr & Lht	JCPL TL - 230KV	MANITOU to WHITING	35610 - Overhd Conductr, Devices	Wire Fully Dressed	\$220,212.11	\$11,641.25	\$208,570.86
JCP&L Jersey Central Pwr & Lht	JCPL TL - 230KV	MANITOU to WHITING	35610 - Overhd Conductr, Devices	Grounding (Towers & Static Wire)	\$281,232.42	\$84,055.72	\$197,176.70
JCP&L Jersey Central Pwr & Lht	JCPL TL - 230KV	MANITOU to WHITING	35610 - Overhd Conductr, Devices	Wire Fully Dressed	\$295,486.55	\$146,888.78	\$148,597.77
JCP&L Jersey Central Pwr & Lht	JCPL TL - 230KV	MANITOU to WHITING	35610 - Overhd Conductr, Devices	Insulator - transmission	\$299,056.09	\$148,663.22	\$150,392.87
JCP&L Jersey Central Pwr & Lht	JCPL TL - 230KV	MANITOU to WHITING	35610 - Overhd Conductr, Devices	Insulator - transmission	\$509,277.41	\$26,922.33	\$482,355.08
JCP&L Jersey Central Pwr & Lht	JCPL TL - 230KV	MANITOU to WHITING	35610 - Overhd Conductr, Devices	Insulator - transmission	\$690,941.96	\$206,511.12	\$484,430.84
JCP&L Jersey Central Pwr & Lht	JCPL TL - 230KV	MANITOU to WHITING	35610 - Overhd Conductr, Devices	Wire Fully Dressed	\$782,564.97	\$233,895.72	\$548,669.25
		MANITOU to WHITING Total			\$3,269,085.51	\$944,377.37	\$2,324,708.14
JCP&L Jersey Central Pwr & Lht	JCPL TL - 115KV	MERRILL CREEK TAP	35610 - Overhd Conductr, Devices	Grounding (Towers & Static Wire)	\$14,958.23	\$8,311.35	\$6,646.88
JCP&L Jersey Central Pwr & Lht	JCPL TL - 115KV	MERRILL CREEK TAP	35610 - Overhd Conductr, Devices	Insulator - transmission	\$61,197.48	\$34,003.57	\$27,193.91
JCP&L Jersey Central Pwr & Lht	JCPL TL - 115KV	MERRILL CREEK TAP	35610 - Overhd Conductr, Devices	Wire Fully Dressed	\$145,462.70	\$80,824.42	\$64,638.28
		MERRILL CREEK TAP Total			\$221,618.41	\$123,139.33	\$98,479.08
JCP&L Jersey Central Pwr & Lht	JCPL DIST SUBS	NEW LISBON SUB	35610 - Overhd Conductr, Devices	Arrester, Lightning Mass	\$2,672.19	\$141.27	\$2,530.92
JCP&L Jersey Central Pwr & Lht	JCPL DIST SUBS	NEW LISBON SUB	35610 - Overhd Conductr, Devices	Wire Fully Dressed	\$3,954.23	\$209.04	\$3,745.19
JCP&L Jersey Central Pwr & Lht	JCPL DIST SUBS	NEW LISBON SUB	35610 - Overhd Conductr, Devices	Wire Fully Dressed	\$5,446.88	\$402.13	\$5,044.75
JCP&L Jersey Central Pwr & Lht	JCPL DIST SUBS	NEW LISBON SUB	35610 - Overhd Conductr, Devices	Grounding (Towers & Static Wire)	\$17,941.68	\$948.47	\$16,993.21
JCP&L Jersey Central Pwr & Lht	JCPL DIST SUBS	NEW LISBON SUB	35610 - Overhd Conductr, Devices	Insulator - transmission	\$25,703.56	\$1,897.62	\$23,805.94
		NEW LISBON SUB Total			\$55,718.54	\$3,598.51	\$52,120.03
JCP&L Jersey Central Pwr & Lht	JCPL SUB-TRANS SUBS	NEWTON SUBTRAN SUB	35610 - Overhd Conductr, Devices	Arrester, Lightning Mass	\$1,315.23	\$69.53	\$1,245.70
JCP&L Jersey Central Pwr & Lht	JCPL SUB-TRANS SUBS	NEWTON SUBTRAN SUB	35610 - Overhd Conductr, Devices	Insulator - transmission	\$8,906.43	\$470.83	\$8,435.60
JCP&L Jersey Central Pwr & Lht	JCPL SUB-TRANS SUBS	NEWTON SUBTRAN SUB	35610 - Overhd Conductr, Devices	Wire Fully Dressed	\$11,382.13	\$601.70	\$10,780.43
		NEWTON SUBTRAN SUB Total			\$21,603.79	\$1,142.06	\$20,461.73
JCP&L Jersey Central Pwr & Lht	JCPL TL - 230KV	NJ STL CO TAP to TOWER 20	35610 - Overhd Conductr, Devices	Wire Fully Dressed	\$2,288.68	\$1,878.14	\$410.54
		NJ STL CO TAP to TOWER 20 Total			\$2,288.68	\$1,878.14	\$410.54
JCP&L Jersey Central Pwr & Lht	JCPL TL - 34KV	NR NJ - TL 34KV (JCPL)	35610 - Overhd Conductr, Devices	Insulator - transmission	(\$14.16)	(\$2.06)	(\$12.10)
JCP&L Jersey Central Pwr & Lht	JCPL TL - 34KV	NR NJ - TL 34KV (JCPL)	35610 - Overhd Conductr, Devices	Switch - Mass	(\$3.17)	(\$0.46)	(\$2.71)
JCP&L Jersey Central Pwr & Lht	JCPL TL - 34KV	NR NJ - TL 34KV (JCPL)	35610 - Overhd Conductr, Devices	Arrester, Lightning Mass	(\$0.37)	(\$0.05)	(\$0.32)
JCP&L Jersey Central Pwr & Lht	JCPL TL - 34KV	NR NJ - TL 34KV (JCPL)	35610 - Overhd Conductr, Devices	Wire Fully Dressed	(\$0.29)	(\$0.04)	(\$0.25)
JCP&L Jersey Central Pwr & Lht	JCPL TL - 34KV	NR NJ - TL 34KV (JCPL)	35610 - Overhd Conductr, Devices	Insulator - transmission	\$497.86	\$74,949.02	(\$74,451.16)
JCP&L Jersey Central Pwr & Lht	JCPL TL - 34KV	NR NJ - TL 34KV (JCPL)	35610 - Overhd Conductr, Devices	Wire Fully Dressed	\$5,714.58	\$860,286.38	(\$854,571.80)
		NR NJ - TL 34KV (JCPL) Total			\$6,194.45	\$935,232.79	(\$929,038.34)
JCP&L Jersey Central Pwr & Lht	JCPL TL - 34KV	NR NJ - TL 34KV Delta (JCPL)	35610 - Overhd Conductr, Devices	Insulator - transmission	\$169.53	\$27.69	\$141.84
JCP&L Jersey Central Pwr & Lht	JCPL TL - 34KV	NR NJ - TL 34KV Delta (JCPL)	35610 - Overhd Conductr, Devices	Wire Fully Dressed	\$3,601.92	\$588.25	\$3,013.67
		NR NJ - TL 34KV Delta (JCPL) Total			\$3,771.45	\$615.94	\$3,155.51
JCP&L Jersey Central Pwr & Lht	JCPL - UNSPECIFIED	NR NJ - Unspecified (JCPL)	35610 - Overhd Conductr, Devices	Wire Fully Dressed	\$64.22	\$10.06	\$54.16
JCP&L Jersey Central Pwr & Lht	JCPL - UNSPECIFIED	NR NJ - Unspecified (JCPL)	35610 - Overhd Conductr, Devices	Non-Unitized	\$85.51	\$0.91	\$84.60
JCP&L Jersey Central Pwr & Lht	JCPL - UNSPECIFIED	NR NJ - Unspecified (JCPL)	35610 - Overhd Conductr, Devices	Non-Unitized	\$1,054.41	\$143.55	\$910.86
JCP&L Jersey Central Pwr & Lht	JCPL - UNSPECIFIED	NR NJ - Unspecified (JCPL)	35610 - Overhd Conductr, Devices	Non-Unitized	\$8,625.89	\$1,352.07	\$7,273.82
JCP&L Jersey Central Pwr & Lht	JCPL - UNSPECIFIED	NR NJ - Unspecified (JCPL)	35610 - Overhd Conductr, Devices	Arrester, Lightning Mass	\$17,253.94	\$2,704.50	\$14,549.44
JCP&L Jersey Central Pwr & Lht	JCPL - UNSPECIFIED	NR NJ - Unspecified (JCPL)	35610 - Overhd Conductr, Devices	Insulator - transmission	\$48,676.35	\$7,629.84	\$41,046.51
		NR NJ - Unspecified (JCPL) Total			\$75,760.32	\$11,840.93	\$63,919.39
JCP&L Jersey Central Pwr & Lht	JCPL TL - 230KV	OC 230 SUB to ATLANTIC CITY SUB	35610 - Overhd Conductr, Devices	Wire Fully Dressed	\$29,496.74	\$18,669.29	\$10,827.45
		OC 230 SUB to ATLANTIC CITY SUB Total			\$29,496.74	\$18,669.29	\$10,827.45
JCP&L Jersey Central Pwr & Lht	JCPL TL - 230KV	PARLIN 230KV COGEN LOOP	35610 - Overhd Conductr, Devices	Wire Fully Dressed	\$117.17	\$55.95	\$61.22
JCP&L Jersey Central Pwr & Lht	JCPL TL - 230KV	PARLIN 230KV COGEN LOOP	35610 - Overhd Conductr, Devices	Insulator - transmission	\$248.99	\$118.90	\$130.09
JCP&L Jersey Central Pwr & Lht	JCPL TL - 230KV	PARLIN 230KV COGEN LOOP	35610 - Overhd Conductr, Devices	Grounding (Towers & Static Wire)	\$256.32	\$122.39	\$133.93
		PARLIN 230KV COGEN LOOP Total			\$622.48	\$297.24	\$325.24
JCP&L Jersey Central Pwr & Lht	JCPL TL - 230KV	PORTLAND to GRAYSTONE to WHIPPANY	35610 - Overhd Conductr, Devices	Grounding (Towers & Static Wire)	\$46.72	\$42.49	\$4.23
JCP&L Jersey Central Pwr & Lht	JCPL TL - 230KV	PORTLAND to GRAYSTONE to WHIPPANY	35610 - Overhd Conductr, Devices	Wire Fully Dressed	\$47.52	\$44.84	\$2.68
JCP&L Jersey Central Pwr & Lht	JCPL TL - 230KV	PORTLAND to GRAYSTONE to WHIPPANY	35610 - Overhd Conductr, Devices	Grounding (Towers & Static Wire)	\$150.55	\$101.05	\$49.50
JCP&L Jersey Central Pwr & Lht	JCPL TL - 230KV	PORTLAND to GRAYSTONE to WHIPPANY	35610 - Overhd Conductr, Devices	Grounding (Towers & Static Wire)	\$173.91	\$106.72	\$67.19
JCP&L Jersey Central Pwr & Lht	JCPL TL - 230KV	PORTLAND to GRAYSTONE to WHIPPANY	35610 - Overhd Conductr, Devices	Grounding (Towers & Static Wire)	\$498.36	\$486.64	\$11.72
JCP&L Jersey Central Pwr & Lht	JCPL TL - 230KV	PORTLAND to GRAYSTONE to WHIPPANY	35610 - Overhd Conductr, Devices	Insulator - transmission	\$612.26	\$556.83	\$55.43

Company	Major Location	Asset Location	Utility Account	Asset Retirement Unit	Book Cost	Allocated Reserve	Net Book Value
JCP&L Jersey Central Pwr & Lht	JCPL TL - 230KV	PORTLAND to GRAYSTONE to WHIPPANY	35610 - Overhd Conductr, Devices	Wire Fully Dressed	\$1,458.44	\$1,196.83	\$261.61
JCP&L Jersey Central Pwr & Lht	JCPL TL - 230KV	PORTLAND to GRAYSTONE to WHIPPANY	35610 - Overhd Conductr, Devices	Wire Fully Dressed	\$1,672.29	\$1,402.64	\$269.65
JCP&L Jersey Central Pwr & Lht	JCPL TL - 230KV	PORTLAND to GRAYSTONE to WHIPPANY	35610 - Overhd Conductr, Devices	Insulator - transmission	\$1,888.51	\$1,267.56	\$620.95
JCP&L Jersey Central Pwr & Lht	JCPL TL - 230KV	PORTLAND to GRAYSTONE to WHIPPANY	35610 - Overhd Conductr, Devices	Insulator - transmission	\$2,069.60	\$1,270.10	\$799.50
JCP&L Jersey Central Pwr & Lht	JCPL TL - 230KV	PORTLAND to GRAYSTONE to WHIPPANY	35610 - Overhd Conductr, Devices	Wire Fully Dressed	\$2,124.04	\$1,857.44	\$266.60
JCP&L Jersey Central Pwr & Lht	JCPL TL - 230KV	PORTLAND to GRAYSTONE to WHIPPANY	35610 - Overhd Conductr, Devices	Wire Fully Dressed	\$2,352.67	\$1,215.55	\$1,137.12
JCP&L Jersey Central Pwr & Lht	JCPL TL - 230KV	PORTLAND to GRAYSTONE to WHIPPANY	35610 - Overhd Conductr, Devices	Wire Fully Dressed	\$3,219.90	\$2,344.12	\$875.78
JCP&L Jersey Central Pwr & Lht	JCPL TL - 230KV	PORTLAND to GRAYSTONE to WHIPPANY	35610 - Overhd Conductr, Devices	Wire Fully Dressed	\$3,223.44	\$2,467.26	\$756.18
JCP&L Jersey Central Pwr & Lht	JCPL TL - 230KV	PORTLAND to GRAYSTONE to WHIPPANY	35610 - Overhd Conductr, Devices	Wire Fully Dressed	\$3,371.76	\$3,007.89	\$363.87
JCP&L Jersey Central Pwr & Lht	JCPL TL - 230KV	PORTLAND to GRAYSTONE to WHIPPANY	35610 - Overhd Conductr, Devices	Wire Fully Dressed	\$3,569.71	\$2,463.87	\$1,105.84
JCP&L Jersey Central Pwr & Lht	JCPL TL - 230KV	PORTLAND to GRAYSTONE to WHIPPANY	35610 - Overhd Conductr, Devices	Wire Fully Dressed	\$5,451.68	\$4,374.18	\$1,077.50
JCP&L Jersey Central Pwr & Lht	JCPL TL - 230KV	PORTLAND to GRAYSTONE to WHIPPANY	35610 - Overhd Conductr, Devices	Wire Fully Dressed	\$5,492.79	\$4,995.47	\$497.32
JCP&L Jersey Central Pwr & Lht	JCPL TL - 230KV	PORTLAND to GRAYSTONE to WHIPPANY	35610 - Overhd Conductr, Devices	Wire Fully Dressed	\$5,598.94	\$3,970.54	\$1,628.40
JCP&L Jersey Central Pwr & Lht	JCPL TL - 230KV	PORTLAND to GRAYSTONE to WHIPPANY	35610 - Overhd Conductr, Devices	Wire Fully Dressed	\$5,667.88	\$3,149.28	\$2,518.60
JCP&L Jersey Central Pwr & Lht	JCPL TL - 230KV	PORTLAND to GRAYSTONE to WHIPPANY	35610 - Overhd Conductr, Devices	Wire Fully Dressed	\$6,127.54	\$65.12	\$6,062.42
JCP&L Jersey Central Pwr & Lht	JCPL TL - 230KV	PORTLAND to GRAYSTONE to WHIPPANY	35610 - Overhd Conductr, Devices	Wire Fully Dressed	\$6,182.62	\$3,913.15	\$2,269.47
JCP&L Jersey Central Pwr & Lht	JCPL TL - 230KV	PORTLAND to GRAYSTONE to WHIPPANY	35610 - Overhd Conductr, Devices	Insulator - transmission	\$6,519.23	\$6,365.98	\$153.25
JCP&L Jersey Central Pwr & Lht	JCPL TL - 230KV	PORTLAND to GRAYSTONE to WHIPPANY	35610 - Overhd Conductr, Devices	Grounding (Towers & Static Wire)	\$6,537.90	\$6,591.81	(\$53.91)
JCP&L Jersey Central Pwr & Lht	JCPL TL - 230KV	PORTLAND to GRAYSTONE to WHIPPANY	35610 - Overhd Conductr, Devices	Wire Fully Dressed	\$7,321.04	\$3,207.71	\$4,113.33
JCP&L Jersey Central Pwr & Lht	JCPL TL - 230KV	PORTLAND to GRAYSTONE to WHIPPANY	35610 - Overhd Conductr, Devices	Wire Fully Dressed	\$15,801.65	\$6,298.70	\$9,502.95
JCP&L Jersey Central Pwr & Lht	JCPL TL - 230KV	PORTLAND to GRAYSTONE to WHIPPANY	35610 - Overhd Conductr, Devices	Wire Fully Dressed	\$16,042.41	\$9,845.13	\$6,197.28
JCP&L Jersey Central Pwr & Lht	JCPL TL - 230KV	PORTLAND to GRAYSTONE to WHIPPANY	35610 - Overhd Conductr, Devices	Wire Fully Dressed	\$19,553.32	\$9,336.78	\$10,216.54
JCP&L Jersey Central Pwr & Lht	JCPL TL - 230KV	PORTLAND to GRAYSTONE to WHIPPANY	35610 - Overhd Conductr, Devices	Wire Fully Dressed	\$23,899.45	\$16,041.21	\$7,858.24
JCP&L Jersey Central Pwr & Lht	JCPL TL - 230KV	PORTLAND to GRAYSTONE to WHIPPANY	35610 - Overhd Conductr, Devices	Wire Fully Dressed	\$29,970.51	\$16,069.57	\$13,900.94
JCP&L Jersey Central Pwr & Lht	JCPL TL - 230KV	PORTLAND to GRAYSTONE to WHIPPANY	35610 - Overhd Conductr, Devices	Wire Fully Dressed	\$51,459.13	\$19,490.99	\$31,968.14
JCP&L Jersey Central Pwr & Lht	JCPL TL - 230KV	PORTLAND to GRAYSTONE to WHIPPANY	35610 - Overhd Conductr, Devices	Insulator - transmission	\$71,128.57	\$755.90	\$70,372.67
JCP&L Jersey Central Pwr & Lht	JCPL TL - 230KV	PORTLAND to GRAYSTONE to WHIPPANY	35610 - Overhd Conductr, Devices	Insulator - transmission	\$85,543.32	\$86,248.78	(\$705.46)
JCP&L Jersey Central Pwr & Lht	JCPL TL - 230KV	PORTLAND to GRAYSTONE to WHIPPANY	35610 - Overhd Conductr, Devices	Wire Fully Dressed	\$92,560.73	\$2,943.32	\$89,617.41
JCP&L Jersey Central Pwr & Lht	JCPL TL - 230KV	PORTLAND to GRAYSTONE to WHIPPANY	35610 - Overhd Conductr, Devices	Wire Fully Dressed	\$814,601.41	\$795,452.15	\$19,149.26
JCP&L Jersey Central Pwr & Lht	JCPL TL - 230KV	PORTLAND to GRAYSTONE to WHIPPANY	35610 - Overhd Conductr, Devices	Wire Fully Dressed	\$944,976.73	\$952,769.79	(\$7,793.06)
JCP&L Jersey Central Pwr & Lht	JCPL TL - 230KV	PORTLAND to GRAYSTONE to WHIPPANY	35610 - Overhd Conductr, Devices	Wire Fully Dressed	\$10,314,365.70	\$1,404,279.87	\$8,910,085.83
		PORTLAND to GRAYSTONE to WHIPPANY Total			\$12,561,282.23	\$3,375,997.25	\$9,185,284.98
JCP&L Jersey Central Pwr & Lht	JCPL TL - 230KV	PORTLAND to KITTATINNY	35610 - Overhd Conductr, Devices	Grounding (Towers & Static Wire)	\$451.00	\$70.70	\$380.30
JCP&L Jersey Central Pwr & Lht	JCPL TL - 230KV	PORTLAND to KITTATINNY	35610 - Overhd Conductr, Devices	Insulator - transmission	\$8,157.66	\$7,832.62	\$325.04
JCP&L Jersey Central Pwr & Lht	JCPL TL - 230KV	PORTLAND to KITTATINNY	35610 - Overhd Conductr, Devices	Insulator - transmission	\$38,524.20	\$6,038.53	\$32,485.67
JCP&L Jersey Central Pwr & Lht	JCPL TL - 230KV	PORTLAND to KITTATINNY	35610 - Overhd Conductr, Devices	Wire Fully Dressed	\$1,662,580.91	\$260,603.46	\$1,401,977.45
		PORTLAND to KITTATINNY Total			\$1,709,713.77	\$274,545.31	\$1,435,168.46
JCP&L Jersey Central Pwr & Lht	JCPL TRANS SUBS	RARITAN RIVER STATION SUB	35610 - Overhd Conductr, Devices	Non-Unitized	\$10,278.12	\$109.23	\$10,168.89
		RARITAN RIVER STATION SUB Total			\$10,278.12	\$109.23	\$10,168.89
JCP&L Jersey Central Pwr & Lht	JCPL TL - 230KV	RARITAN RIVER-WERNER (F1046)	35610 - Overhd Conductr, Devices	Non-Unitized	\$99,570.89	\$1,058.16	\$98,512.73
		RARITAN RIVER-WERNER (F1046) Total			\$99,570.89	\$1,058.16	\$98,512.73
JCP&L Jersey Central Pwr & Lht	JCPL TL - 115KV	RARITAN to LARRABEE	35610 - Overhd Conductr, Devices	Non-Unitized	(\$4,469.81)	(\$330.00)	(\$4,139.81)
JCP&L Jersey Central Pwr & Lht	JCPL TL - 115KV	RARITAN to LARRABEE	35610 - Overhd Conductr, Devices	Wire Fully Dressed	\$1.20	\$0.04	\$1.16
JCP&L Jersey Central Pwr & Lht	JCPL TL - 115KV	RARITAN to LARRABEE	35610 - Overhd Conductr, Devices	Wire Fully Dressed	\$13.63	\$13.09	\$0.54
JCP&L Jersey Central Pwr & Lht	JCPL TL - 115KV	RARITAN to LARRABEE	35610 - Overhd Conductr, Devices	Wire Fully Dressed	\$23.21	\$21.90	\$1.31
JCP&L Jersey Central Pwr & Lht	JCPL TL - 115KV	RARITAN to LARRABEE	35610 - Overhd Conductr, Devices	Wire Fully Dressed	\$61.70	\$57.17	\$4.53
JCP&L Jersey Central Pwr & Lht	JCPL TL - 115KV	RARITAN to LARRABEE	35610 - Overhd Conductr, Devices	Wire Fully Dressed	\$65.61	\$59.67	\$5.94
JCP&L Jersey Central Pwr & Lht	JCPL TL - 115KV	RARITAN to LARRABEE	35610 - Overhd Conductr, Devices	Wire Fully Dressed	\$98.06	\$82.25	\$15.81
JCP&L Jersey Central Pwr & Lht	JCPL TL - 115KV	RARITAN to LARRABEE	35610 - Overhd Conductr, Devices	Grounding (Towers & Static Wire)	\$157.68	\$140.66	\$17.02
JCP&L Jersey Central Pwr & Lht	JCPL TL - 115KV	RARITAN to LARRABEE	35610 - Overhd Conductr, Devices	Insulator - transmission	\$163.97	\$100.63	\$63.34
JCP&L Jersey Central Pwr & Lht	JCPL TL - 115KV	RARITAN to LARRABEE	35610 - Overhd Conductr, Devices	Insulator - transmission	\$197.31	\$147.35	\$49.96
JCP&L Jersey Central Pwr & Lht	JCPL TL - 115KV	RARITAN to LARRABEE	35610 - Overhd Conductr, Devices	Grounding (Towers & Static Wire)	\$238.80	\$169.35	\$69.45
JCP&L Jersey Central Pwr & Lht	JCPL TL - 115KV	RARITAN to LARRABEE	35610 - Overhd Conductr, Devices	Wire Fully Dressed	\$245.96	\$150.94	\$95.02
JCP&L Jersey Central Pwr & Lht	JCPL TL - 115KV	RARITAN to LARRABEE	35610 - Overhd Conductr, Devices	Wire Fully Dressed	\$295.97	\$221.02	\$74.95
JCP&L Jersey Central Pwr & Lht	JCPL TL - 115KV	RARITAN to LARRABEE	35610 - Overhd Conductr, Devices	Grounding (Towers & Static Wire)	\$336.14	\$219.20	\$116.94
JCP&L Jersey Central Pwr & Lht	JCPL TL - 115KV	RARITAN to LARRABEE	35610 - Overhd Conductr, Devices	Grounding (Towers & Static Wire)	\$362.10	\$229.18	\$132.92
JCP&L Jersey Central Pwr & Lht	JCPL TL - 115KV	RARITAN to LARRABEE	35610 - Overhd Conductr, Devices	Grounding (Towers & Static Wire)	\$402.99	\$278.15	\$124.84
JCP&L Jersey Central Pwr & Lht	JCPL TL - 115KV	RARITAN to LARRABEE	35610 - Overhd Conductr, Devices	Wire Fully Dressed	\$485.73	\$424.76	\$60.97

Company	Major Location	Asset Location	Utility Account	Asset Retirement Unit	Book Cost	Allocated Reserve	Net Book Value
JCP&L Jersey Central Pwr & Lht	JCPL TL - 115KV	RARITAN to LARRABEE	35610 - Overhd Conductr, Devices	Insulator - transmission	\$636.96	\$353.92	\$283.04
JCP&L Jersey Central Pwr & Lht	JCPL TL - 115KV	RARITAN to LARRABEE	35610 - Overhd Conductr, Devices	Insulator - transmission	\$675.91	\$602.96	\$72.95
JCP&L Jersey Central Pwr & Lht	JCPL TL - 115KV	RARITAN to LARRABEE	35610 - Overhd Conductr, Devices	Wire Fully Dressed	\$782.81	\$465.30	\$317.51
JCP&L Jersey Central Pwr & Lht	JCPL TL - 115KV	RARITAN to LARRABEE	35610 - Overhd Conductr, Devices	Grounding (Towers & Static Wire)	\$905.88	\$396.91	\$508.97
JCP&L Jersey Central Pwr & Lht	JCPL TL - 115KV	RARITAN to LARRABEE	35610 - Overhd Conductr, Devices	Wire Fully Dressed	\$955.45	\$530.89	\$424.56
JCP&L Jersey Central Pwr & Lht	JCPL TL - 115KV	RARITAN to LARRABEE	35610 - Overhd Conductr, Devices	Insulator - transmission	\$1,053.36	\$747.00	\$306.36
JCP&L Jersey Central Pwr & Lht	JCPL TL - 115KV	RARITAN to LARRABEE	35610 - Overhd Conductr, Devices	Grounding (Towers & Static Wire)	\$1,232.91	\$1,011.75	\$221.16
JCP&L Jersey Central Pwr & Lht	JCPL TL - 115KV	RARITAN to LARRABEE	35610 - Overhd Conductr, Devices	Insulator - transmission	\$1,322.56	\$862.44	\$460.12
JCP&L Jersey Central Pwr & Lht	JCPL TL - 115KV	RARITAN to LARRABEE	35610 - Overhd Conductr, Devices	Insulator - transmission	\$1,433.74	\$907.45	\$526.29
JCP&L Jersey Central Pwr & Lht	JCPL TL - 115KV	RARITAN to LARRABEE	35610 - Overhd Conductr, Devices	Grounding (Towers & Static Wire)	\$1,505.50	\$1,010.49	\$495.01
JCP&L Jersey Central Pwr & Lht	JCPL TL - 115KV	RARITAN to LARRABEE	35610 - Overhd Conductr, Devices	Insulator - transmission	\$1,781.94	\$1,229.92	\$552.02
JCP&L Jersey Central Pwr & Lht	JCPL TL - 115KV	RARITAN to LARRABEE	35610 - Overhd Conductr, Devices	Arrester, Lightning Mass	\$2,020.62	\$191.34	\$1,829.28
JCP&L Jersey Central Pwr & Lht	JCPL TL - 115KV	RARITAN to LARRABEE	35610 - Overhd Conductr, Devices	Grounding (Towers & Static Wire)	\$2,306.88	\$1,101.54	\$1,205.34
JCP&L Jersey Central Pwr & Lht	JCPL TL - 115KV	RARITAN to LARRABEE	35610 - Overhd Conductr, Devices	Wire Fully Dressed	\$2,548.37	\$1,855.25	\$693.12
JCP&L Jersey Central Pwr & Lht	JCPL TL - 115KV	RARITAN to LARRABEE	35610 - Overhd Conductr, Devices	Wire Fully Dressed	\$2,639.66	\$1,670.71	\$968.95
JCP&L Jersey Central Pwr & Lht	JCPL TL - 115KV	RARITAN to LARRABEE	35610 - Overhd Conductr, Devices	Grounding (Towers & Static Wire)	\$2,657.62	\$251.66	\$2,405.96
JCP&L Jersey Central Pwr & Lht	JCPL TL - 115KV	RARITAN to LARRABEE	35610 - Overhd Conductr, Devices	Wire Fully Dressed	\$3,576.42	\$2,536.25	\$1,040.17
JCP&L Jersey Central Pwr & Lht	JCPL TL - 115KV	RARITAN to LARRABEE	35610 - Overhd Conductr, Devices	Insulator - transmission	\$3,803.81	\$1,666.64	\$2,137.17
JCP&L Jersey Central Pwr & Lht	JCPL TL - 115KV	RARITAN to LARRABEE	35610 - Overhd Conductr, Devices	Wire Fully Dressed	\$4,166.37	\$2,233.93	\$1,932.44
JCP&L Jersey Central Pwr & Lht	JCPL TL - 115KV	RARITAN to LARRABEE	35610 - Overhd Conductr, Devices	Non-Unitized	\$4,469.82	\$423.26	\$4,046.56
JCP&L Jersey Central Pwr & Lht	JCPL TL - 115KV	RARITAN to LARRABEE	35610 - Overhd Conductr, Devices	Insulator - transmission	\$5,559.42	\$4,562.20	\$997.22
JCP&L Jersey Central Pwr & Lht	JCPL TL - 115KV	RARITAN to LARRABEE	35610 - Overhd Conductr, Devices	Insulator - transmission	\$6,407.96	\$4,301.00	\$2,106.96
JCP&L Jersey Central Pwr & Lht	JCPL TL - 115KV	RARITAN to LARRABEE	35610 - Overhd Conductr, Devices	Grounding (Towers & Static Wire)	\$6,537.90	\$7,066.69	(\$528.79)
JCP&L Jersey Central Pwr & Lht	JCPL TL - 115KV	RARITAN to LARRABEE	35610 - Overhd Conductr, Devices	Wire Fully Dressed	\$6,866.18	\$3,278.62	\$3,587.56
JCP&L Jersey Central Pwr & Lht	JCPL TL - 115KV	RARITAN to LARRABEE	35610 - Overhd Conductr, Devices	Switch - Mass	\$6,907.18	\$654.05	\$6,253.13
JCP&L Jersey Central Pwr & Lht	JCPL TL - 115KV	RARITAN to LARRABEE	35610 - Overhd Conductr, Devices	Wire Fully Dressed	\$6,951.49	\$3,591.61	\$3,359.88
JCP&L Jersey Central Pwr & Lht	JCPL TL - 115KV	RARITAN to LARRABEE	35610 - Overhd Conductr, Devices	Wire Fully Dressed	\$8,920.22	\$844.68	\$8,075.54
JCP&L Jersey Central Pwr & Lht	JCPL TL - 115KV	RARITAN to LARRABEE	35610 - Overhd Conductr, Devices	Wire Fully Dressed	\$9,165.05	\$4,015.66	\$5,149.39
JCP&L Jersey Central Pwr & Lht	JCPL TL - 115KV	RARITAN to LARRABEE	35610 - Overhd Conductr, Devices	Insulator - transmission	\$9,427.60	\$4,501.71	\$4,925.89
JCP&L Jersey Central Pwr & Lht	JCPL TL - 115KV	RARITAN to LARRABEE	35610 - Overhd Conductr, Devices	Wire Fully Dressed	\$10,673.44	\$9,521.60	\$1,151.84
JCP&L Jersey Central Pwr & Lht	JCPL TL - 115KV	RARITAN to LARRABEE	35610 - Overhd Conductr, Devices	Wire Fully Dressed	\$15,198.98	\$9,911.25	\$5,287.73
JCP&L Jersey Central Pwr & Lht	JCPL TL - 115KV	RARITAN to LARRABEE	35610 - Overhd Conductr, Devices	Insulator - transmission	\$16,625.88	\$1,574.34	\$15,051.54
JCP&L Jersey Central Pwr & Lht	JCPL TL - 115KV	RARITAN to LARRABEE	35610 - Overhd Conductr, Devices	Wire Fully Dressed	\$19,135.51	\$13,207.64	\$5,927.87
JCP&L Jersey Central Pwr & Lht	JCPL TL - 115KV	RARITAN to LARRABEE	35610 - Overhd Conductr, Devices	Insulator - transmission	\$29,479.54	\$31,863.87	(\$2,384.33)
JCP&L Jersey Central Pwr & Lht	JCPL TL - 115KV	RARITAN to LARRABEE	35610 - Overhd Conductr, Devices	Insulator - transmission	\$1,002.61	\$1,002.61	\$0,527.44
JCP&L Jersey Central Pwr & Lht	JCPL TL - 115KV	RARITAN to LARRABEE	35610 - Overhd Conductr, Devices	Insulator - transmission	\$36,370.10	\$4,199.45	\$32,170.65
JCP&L Jersey Central Pwr & Lht	JCPL TL - 115KV	RARITAN to LARRABEE	35610 - Overhd Conductr, Devices	Wire Fully Dressed	\$48,051.22	\$32,251.77	\$15,799.45
JCP&L Jersey Central Pwr & Lht	JCPL TL - 115KV	RARITAN to LARRABEE	35610 - Overhd Conductr, Devices	Wire Fully Dressed	\$58,796.12	\$48,249.55	\$10,546.57
JCP&L Jersey Central Pwr & Lht	JCPL TL - 115KV	RARITAN to LARRABEE	35610 - Overhd Conductr, Devices	Wire Fully Dressed	\$80,351.03	\$9,277.66	\$71,073.37
JCP&L Jersey Central Pwr & Lht	JCPL TL - 115KV	RARITAN to LARRABEE	35610 - Overhd Conductr, Devices	Wire Fully Dressed	\$166,540.67	\$46,427.36	\$120,113.31
JCP&L Jersey Central Pwr & Lht	JCPL TL - 115KV	RARITAN to LARRABEE	35610 - Overhd Conductr, Devices	Wire Fully Dressed	\$591,248.88	\$639,069.74	(\$47,820.86)
		RARITAN to LARRABEE Total			\$1,209,901.26	\$901,408.04	\$308,493.22
JCP&L Jersey Central Pwr & Lht	JCPL TL - 230KV	RARITAN TRAINOR	35610 - Overhd Conductr, Devices	Wire Fully Dressed	\$21.36	\$17.14	\$4.22
JCP&L Jersey Central Pwr & Lht	JCPL TL - 230KV	RARITAN TRAINOR	35610 - Overhd Conductr, Devices	Grounding (Towers & Static Wire)	\$64.89	\$53.25	\$11.64
JCP&L Jersey Central Pwr & Lht	JCPL TL - 230KV	RARITAN TRAINOR	35610 - Overhd Conductr, Devices	Grounding (Towers & Static Wire)	\$116.80	\$87.23	\$29.57
JCP&L Jersey Central Pwr & Lht	JCPL TL - 230KV	RARITAN TRAINOR	35610 - Overhd Conductr, Devices	Grounding (Towers & Static Wire)	\$140.16	\$127.47	\$12.69
JCP&L Jersey Central Pwr & Lht	JCPL TL - 230KV	RARITAN TRAINOR	35610 - Overhd Conductr, Devices	Grounding (Towers & Static Wire)	\$189.48	\$148.54	\$40.94
JCP&L Jersey Central Pwr & Lht	JCPL TL - 230KV	RARITAN TRAINOR	35610 - Overhd Conductr, Devices	Insulator - transmission	\$575.79	\$451.39	\$124.40
JCP&L Jersey Central Pwr & Lht	JCPL TL - 230KV	RARITAN TRAINOR	35610 - Overhd Conductr, Devices	Wire Fully Dressed	\$580.38	\$486.79	\$93.59
JCP&L Jersey Central Pwr & Lht	JCPL TL - 230KV	RARITAN TRAINOR	35610 - Overhd Conductr, Devices	Wire Fully Dressed	\$674.22	\$528.56	\$145.66
JCP&L Jersey Central Pwr & Lht	JCPL TL - 230KV	RARITAN TRAINOR	35610 - Overhd Conductr, Devices	Grounding (Towers & Static Wire)	\$700.74	\$695.51	\$5.23
JCP&L Jersey Central Pwr & Lht	JCPL TL - 230KV	RARITAN TRAINOR	35610 - Overhd Conductr, Devices	Insulator - transmission	\$862.33	\$707.65	\$154.68
JCP&L Jersey Central Pwr & Lht	JCPL TL - 230KV	RARITAN TRAINOR	35610 - Overhd Conductr, Devices	Insulator - transmission	\$1,534.95	\$1,146.24	\$388.71
JCP&L Jersey Central Pwr & Lht	JCPL TL - 230KV	RARITAN TRAINOR	35610 - Overhd Conductr, Devices	Insulator - transmission	\$1,836.77	\$1,670.47	\$166.30
JCP&L Jersey Central Pwr & Lht	JCPL TL - 230KV	RARITAN TRAINOR	35610 - Overhd Conductr, Devices	Grounding (Towers & Static Wire)	\$1,927.35	\$1,850.55	\$76.80
JCP&L Jersey Central Pwr & Lht	JCPL TL - 230KV	RARITAN TRAINOR	35610 - Overhd Conductr, Devices	Wire Fully Dressed	\$2,486.46	\$2,040.45	\$446.01
JCP&L Jersey Central Pwr & Lht	JCPL TL - 230KV	RARITAN TRAINOR	35610 - Overhd Conductr, Devices	Wire Fully Dressed	\$3,025.22	\$2,259.12	\$766.10
JCP&L Jersey Central Pwr & Lht	JCPL TL - 230KV	RARITAN TRAINOR	35610 - Overhd Conductr, Devices	Wire Fully Dressed	\$3,592.65	\$2,479.71	\$1,112.94

Company	Major Location	Asset Location	Utility Account	Asset Retirement Unit	Book Cost	Allocated Reserve	Net Book Value
JCP&L Jersey Central Pwr & Lht	JCPL TL - 230KV	RARITAN TRAINOR	35610 - Overhd Conductr, Devices	Wire Fully Dressed	\$3,922.03	\$2,102.91	\$1,819.12
JCP&L Jersey Central Pwr & Lht	JCPL TL - 230KV	RARITAN TRAINOR	35610 - Overhd Conductr, Devices	Wire Fully Dressed	\$5,540.32	\$4,033.42	\$1,506.90
JCP&L Jersey Central Pwr & Lht	JCPL TL - 230KV	RARITAN TRAINOR	35610 - Overhd Conductr, Devices	Wire Fully Dressed	\$7,656.84	\$3,656.16	\$4,000.68
JCP&L Jersey Central Pwr & Lht	JCPL TL - 230KV	RARITAN TRAINOR	35610 - Overhd Conductr, Devices	Wire Fully Dressed	\$8,777.53	\$279.11	\$8,498.42
JCP&L Jersey Central Pwr & Lht	JCPL TL - 230KV	RARITAN TRAINOR	35610 - Overhd Conductr, Devices	Insulator - transmission	\$9,157.96	\$9,089.56	\$68.40
JCP&L Jersey Central Pwr & Lht	JCPL TL - 230KV	RARITAN TRAINOR	35610 - Overhd Conductr, Devices	Wire Fully Dressed	\$10,054.45	\$5,976.38	\$4,078.07
JCP&L Jersey Central Pwr & Lht	JCPL TL - 230KV	RARITAN TRAINOR	35610 - Overhd Conductr, Devices	Wire Fully Dressed	\$11,221.98	\$10,205.95	\$1,016.03
JCP&L Jersey Central Pwr & Lht	JCPL TL - 230KV	RARITAN TRAINOR	35610 - Overhd Conductr, Devices	Wire Fully Dressed	\$11,862.22	\$8,412.20	\$3,450.02
JCP&L Jersey Central Pwr & Lht	JCPL TL - 230KV	RARITAN TRAINOR	35610 - Overhd Conductr, Devices	Insulator - transmission	\$25,611.26	\$24,590.79	\$1,020.47
JCP&L Jersey Central Pwr & Lht	JCPL TL - 230KV	RARITAN TRAINOR	35610 - Overhd Conductr, Devices	Wire Fully Dressed	\$28,831.19	\$19,351.37	\$9,479.82
JCP&L Jersey Central Pwr & Lht	JCPL TL - 230KV	RARITAN TRAINOR	35610 - Overhd Conductr, Devices	Insulator - transmission	\$33,957.15	\$3,215.47	\$30,741.68
JCP&L Jersey Central Pwr & Lht	JCPL TL - 230KV	RARITAN TRAINOR	35610 - Overhd Conductr, Devices	Wire Fully Dressed	\$54,224.12	\$33,276.99	\$20,947.13
JCP&L Jersey Central Pwr & Lht	JCPL TL - 230KV	RARITAN TRAINOR	35610 - Overhd Conductr, Devices	Insulator - transmission	\$203,391.42	\$6,467.60	\$196,923.82
JCP&L Jersey Central Pwr & Lht	JCPL TL - 230KV	RARITAN TRAINOR	35610 - Overhd Conductr, Devices	Wire Fully Dressed	\$388,836.32	\$385,932.03	\$2,904.29
JCP&L Jersey Central Pwr & Lht	JCPL TL - 230KV	RARITAN TRAINOR	35610 - Overhd Conductr, Devices	Wire Fully Dressed	\$775,151.65	\$744,265.87	\$30,885.78
JCP&L Jersey Central Pwr & Lht	JCPL TL - 230KV	RARITAN TRAINOR	35610 - Overhd Conductr, Devices	Wire Fully Dressed	\$1,143,814.50	\$387,675.84	\$756,138.66
		RARITAN TRAINOR Total			\$2,740,340.49	\$1,663,281.73	\$1,077,058.76
JCP&L Jersey Central Pwr & Lht	JCPL SUB-TRANS SUBS	READINGTON SUB	35610 - Overhd Conductr, Devices	Non-Unitized	(\$2,731.41)	(\$201.65)	(\$2,529.76)
		READINGTON SUB Total			(\$2,731.41)	(\$201.65)	(\$2,529.76)
JCP&L Jersey Central Pwr & Lht	JCPL TL - 230KV	RED BANK to ATLANTIC CITY	35610 - Overhd Conductr, Devices	Wire Fully Dressed	\$194.37	\$92.81	\$101.56
JCP&L Jersey Central Pwr & Lht	JCPL TL - 230KV	RED BANK to ATLANTIC CITY	35610 - Overhd Conductr, Devices	Grounding (Towers & Static Wire)	\$256.32	\$122.39	\$133.93
JCP&L Jersey Central Pwr & Lht	JCPL TL - 230KV	RED BANK to ATLANTIC CITY	35610 - Overhd Conductr, Devices	Insulator - transmission	\$300.45	\$143.46	\$156.99
JCP&L Jersey Central Pwr & Lht	JCPL TL - 230KV	RED BANK to ATLANTIC CITY	35610 - Overhd Conductr, Devices	Wire Fully Dressed	\$379.35	\$283.28	\$96.07
JCP&L Jersey Central Pwr & Lht	JCPL TL - 230KV	RED BANK to ATLANTIC CITY	35610 - Overhd Conductr, Devices	Wire Fully Dressed	\$420.41	\$337.31	\$83.10
JCP&L Jersey Central Pwr & Lht	JCPL TL - 230KV	RED BANK to ATLANTIC CITY	35610 - Overhd Conductr, Devices	Grounding (Towers & Static Wire)	\$454.23	\$389.14	\$65.09
JCP&L Jersey Central Pwr & Lht	JCPL TL - 230KV	RED BANK to ATLANTIC CITY	35610 - Overhd Conductr, Devices	Insulator - transmission	\$784.47	\$122.96	\$661.51
JCP&L Jersey Central Pwr & Lht	JCPL TL - 230KV	RED BANK to ATLANTIC CITY	35610 - Overhd Conductr, Devices	Wire Fully Dressed	\$860.62	\$610.32	\$250.30
JCP&L Jersey Central Pwr & Lht	JCPL TL - 230KV	RED BANK to ATLANTIC CITY	35610 - Overhd Conductr, Devices	Wire Fully Dressed	\$1,124.90	\$776.43	\$348.47
JCP&L Jersey Central Pwr & Lht	JCPL TL - 230KV	RED BANK to ATLANTIC CITY	35610 - Overhd Conductr, Devices	Insulator - transmission	\$1,818.48	\$359.52	\$1,458.96
JCP&L Jersey Central Pwr & Lht	JCPL TL - 230KV	RED BANK to ATLANTIC CITY	35610 - Overhd Conductr, Devices	Grounding (Towers & Static Wire)	\$2,657.25	\$2,323.73	\$333.52
JCP&L Jersey Central Pwr & Lht	JCPL TL - 230KV	RED BANK to ATLANTIC CITY	35610 - Overhd Conductr, Devices	Wire Fully Dressed	\$3,535.22	\$2,237.54	\$1,297.68
JCP&L Jersey Central Pwr & Lht	JCPL TL - 230KV	RED BANK to ATLANTIC CITY	35610 - Overhd Conductr, Devices	Grounding (Towers & Static Wire)	\$3,784.32	\$3,375.93	\$408.39
JCP&L Jersey Central Pwr & Lht	JCPL TL - 230KV	RED BANK to ATLANTIC CITY	35610 - Overhd Conductr, Devices	Insulator - transmission	\$5,855.23	\$5,016.22	\$839.01
JCP&L Jersey Central Pwr & Lht	JCPL TL - 230KV	RED BANK to ATLANTIC CITY	35610 - Overhd Conductr, Devices	Wire Fully Dressed	\$7,691.46	\$3,823.48	\$3,867.98
JCP&L Jersey Central Pwr & Lht	JCPL TL - 230KV	RED BANK to ATLANTIC CITY	35610 - Overhd Conductr, Devices	Wire Fully Dressed	\$9,466.31	\$6,172.98	\$3,293.33
JCP&L Jersey Central Pwr & Lht	JCPL TL - 230KV	RED BANK to ATLANTIC CITY	35610 - Overhd Conductr, Devices	Grounding (Towers & Static Wire)	\$9,486.85	\$6,906.53	\$2,580.32
JCP&L Jersey Central Pwr & Lht	JCPL TL - 230KV	RED BANK to ATLANTIC CITY	35610 - Overhd Conductr, Devices	Grounding (Towers & Static Wire)	\$25,714.71	\$14,288.04	\$11,426.67
JCP&L Jersey Central Pwr & Lht	JCPL TL - 230KV	RED BANK to ATLANTIC CITY	35610 - Overhd Conductr, Devices	Wire Fully Dressed	\$32,444.69	\$18,027.46	\$14,417.23
JCP&L Jersey Central Pwr & Lht	JCPL TL - 230KV	RED BANK to ATLANTIC CITY	35610 - Overhd Conductr, Devices	Insulator - transmission	\$34,148.34	\$29,862.30	\$4,286.04
JCP&L Jersey Central Pwr & Lht	JCPL TL - 230KV	RED BANK to ATLANTIC CITY	35610 - Overhd Conductr, Devices	Insulator - transmission	\$38,772.93	\$21,543.67	\$17,229.26
JCP&L Jersey Central Pwr & Lht	JCPL TL - 230KV	RED BANK to ATLANTIC CITY	35610 - Overhd Conductr, Devices	Insulator - transmission	\$47,807.68	\$42,648.45	\$5,159.23
JCP&L Jersey Central Pwr & Lht	JCPL TL - 230KV	RED BANK to ATLANTIC CITY	35610 - Overhd Conductr, Devices	Wire Fully Dressed	\$51,229.18	\$45,700.71	\$5,528.47
JCP&L Jersey Central Pwr & Lht	JCPL TL - 230KV	RED BANK to ATLANTIC CITY	35610 - Overhd Conductr, Devices	Wire Fully Dressed	\$80,689.57	\$69,127.38	\$11,562.19
JCP&L Jersey Central Pwr & Lht	JCPL TL - 230KV	RED BANK to ATLANTIC CITY	35610 - Overhd Conductr, Devices	Insulator - transmission	\$123,140.99	\$89,648.05	\$33,492.94
JCP&L Jersey Central Pwr & Lht	JCPL TL - 230KV	RED BANK to ATLANTIC CITY	35610 - Overhd Conductr, Devices	Non-Unitized	\$137,372.39	\$10,141.76	\$127,230.63
JCP&L Jersey Central Pwr & Lht	JCPL TL - 230KV	RED BANK to ATLANTIC CITY	35610 - Overhd Conductr, Devices	Wire Fully Dressed	\$150,842.21	\$131,909.63	\$18,932.58
JCP&L Jersey Central Pwr & Lht	JCPL TL - 230KV	RED BANK to ATLANTIC CITY	35610 - Overhd Conductr, Devices	Wire Fully Dressed	\$207,540.09	\$111,278.71	\$96,261.38
JCP&L Jersey Central Pwr & Lht	JCPL TL - 230KV	RED BANK to ATLANTIC CITY	35610 - Overhd Conductr, Devices	Wire Fully Dressed	\$599,375.13	\$436,351.94	\$163,023.19
		RED BANK to ATLANTIC CITY Total			\$1,578,148.15	\$1,053,622.16	\$524,525.99
JCP&L Jersey Central Pwr & Lht	JCPL TL - 115KV	ROXBURY to MINE HILL	35610 - Overhd Conductr, Devices	Grounding (Towers & Static Wire)	\$15.57	\$19.53	(\$3.96)
JCP&L Jersey Central Pwr & Lht	JCPL TL - 115KV	ROXBURY to MINE HILL	35610 - Overhd Conductr, Devices	Wire Fully Dressed	\$28.30	\$24.75	\$3.55
JCP&L Jersey Central Pwr & Lht	JCPL TL - 115KV	ROXBURY to MINE HILL	35610 - Overhd Conductr, Devices	Insulator - transmission	\$64.37	\$80.77	(\$16.40)
JCP&L Jersey Central Pwr & Lht	JCPL TL - 115KV	ROXBURY to MINE HILL	35610 - Overhd Conductr, Devices	Wire Fully Dressed	\$167.31	\$124.94	\$42.37
JCP&L Jersey Central Pwr & Lht	JCPL TL - 115KV	ROXBURY to MINE HILL	35610 - Overhd Conductr, Devices	Wire Fully Dressed	\$1,061.32	\$1,269.21	(\$207.89)
JCP&L Jersey Central Pwr & Lht	JCPL TL - 115KV	ROXBURY to MINE HILL	35610 - Overhd Conductr, Devices	Wire Fully Dressed	\$3,440.34	\$4,316.65	(\$876.31)
		ROXBURY to MINE HILL Total			\$4,777.21	\$5,835.84	(\$1,058.63)
JCP&L Jersey Central Pwr & Lht	JCPL TL - 500KV	SMITHBURG to DEANS-790127	35610 - Overhd Conductr, Devices	Non-Unitized	(\$22,194.51)	(\$1,173.29)	(\$21,021.22)
JCP&L Jersey Central Pwr & Lht	JCPL TL - 500KV	SMITHBURG to DEANS-790127	35610 - Overhd Conductr, Devices	Grounding (Towers & Static Wire)	\$362.10	\$229.18	\$132.92

Company	Major Location	Asset Location	Utility Account	Asset Retirement Unit	Book Cost	Allocated Reserve	Net Book Value
JCP&L Jersey Central Pwr & Lht	JCPL TL - 500KV	SMITHBURG to DEANS-790127	35610 - Overhd Conductr, Devices	Wire Fully Dressed	\$428.01	\$204.37	\$223.64
JCP&L Jersey Central Pwr & Lht	JCPL TL - 500KV	SMITHBURG to DEANS-790127	35610 - Overhd Conductr, Devices	Grounding (Towers & Static Wire)	\$840.35	\$547.99	\$292.36
JCP&L Jersey Central Pwr & Lht	JCPL TL - 500KV	SMITHBURG to DEANS-790127	35610 - Overhd Conductr, Devices	Wire Fully Dressed	\$1,956.65	\$1,200.78	\$755.87
JCP&L Jersey Central Pwr & Lht	JCPL TL - 500KV	SMITHBURG to DEANS-790127	35610 - Overhd Conductr, Devices	Insulator - transmission	\$4,659.77	\$2,949.29	\$1,710.48
JCP&L Jersey Central Pwr & Lht	JCPL TL - 500KV	SMITHBURG to DEANS-790127	35610 - Overhd Conductr, Devices	Wire Fully Dressed	\$6,614.22	\$4,186.32	\$2,427.90
JCP&L Jersey Central Pwr & Lht	JCPL TL - 500KV	SMITHBURG to DEANS-790127	35610 - Overhd Conductr, Devices	Insulator - transmission	\$8,687.75	\$5,665.28	\$3,022.47
JCP&L Jersey Central Pwr & Lht	JCPL TL - 500KV	SMITHBURG to DEANS-790127	35610 - Overhd Conductr, Devices	Wire Fully Dressed	\$13,095.66	\$8,539.68	\$4,555.98
JCP&L Jersey Central Pwr & Lht	JCPL TL - 500KV	SMITHBURG to DEANS-790127	35610 - Overhd Conductr, Devices	Grounding (Towers & Static Wire)	\$42,020.11	\$2,221.34	\$39,798.77
JCP&L Jersey Central Pwr & Lht	JCPL TL - 500KV	SMITHBURG to DEANS-790127	35610 - Overhd Conductr, Devices	Wire Fully Dressed	\$220,328.04	\$11,647.37	\$208,680.67
JCP&L Jersey Central Pwr & Lht	JCPL TL - 500KV	SMITHBURG to DEANS-790127	35610 - Overhd Conductr, Devices	Insulator - transmission	\$512,045.22	\$27,068.65	\$484,976.57
JCP&L Jersey Central Pwr & Lht	JCPL TL - 500KV	SMITHBURG to DEANS-790127	35610 - Overhd Conductr, Devices	Grounding (Towers & Static Wire)	\$539,119.55	\$361,854.73	\$177,264.82
JCP&L Jersey Central Pwr & Lht	JCPL TL - 500KV	SMITHBURG to DEANS-790127	35610 - Overhd Conductr, Devices	Insulator - transmission	\$1,855,363.64	\$1,245,312.13	\$610,051.51
JCP&L Jersey Central Pwr & Lht	JCPL TL - 500KV	SMITHBURG to DEANS-790127	35610 - Overhd Conductr, Devices	Wire Fully Dressed	\$2,284,861.01	\$1,533,588.93	\$751,272.08
		SMITHBURG to DEANS-790127 Total			\$5,468,187.57	\$3,204,042.74	\$2,264,144.83
JCP&L Jersey Central Pwr & Lht	JCPL TL - 115KV	SMITHBURG to LARRABEE	35610 - Overhd Conductr, Devices	Grounding (Towers & Static Wire)	\$2,325.68	\$648.34	\$1,677.34
JCP&L Jersey Central Pwr & Lht	JCPL TL - 115KV	SMITHBURG to LARRABEE	35610 - Overhd Conductr, Devices	Grounding (Towers & Static Wire)	\$6,341.16	\$2,778.37	\$3,562.79
JCP&L Jersey Central Pwr & Lht	JCPL TL - 115KV	SMITHBURG to LARRABEE	35610 - Overhd Conductr, Devices	Wire Fully Dressed	\$7,650.86	\$2,132.87	\$5,517.99
JCP&L Jersey Central Pwr & Lht	JCPL TL - 115KV	SMITHBURG to LARRABEE	35610 - Overhd Conductr, Devices	Insulator - transmission	\$9,597.31	\$2,675.49	\$6,921.82
JCP&L Jersey Central Pwr & Lht	JCPL TL - 115KV	SMITHBURG to LARRABEE	35610 - Overhd Conductr, Devices	Insulator - transmission	\$26,626.68	\$11,666.47	\$14,960.21
JCP&L Jersey Central Pwr & Lht	JCPL TL - 115KV	SMITHBURG to LARRABEE	35610 - Overhd Conductr, Devices	Grounding (Towers & Static Wire)	\$146,358.72	\$69,886.77	\$76,471.95
JCP&L Jersey Central Pwr & Lht	JCPL TL - 115KV	SMITHBURG to LARRABEE	35610 - Overhd Conductr, Devices	Wire Fully Dressed	\$277,447.73	\$121,563.58	\$155,884.15
JCP&L Jersey Central Pwr & Lht	JCPL TL - 115KV	SMITHBURG to LARRABEE	35610 - Overhd Conductr, Devices	Insulator - transmission	\$598,128.91	\$285,608.54	\$312,520.37
JCP&L Jersey Central Pwr & Lht	JCPL TL - 115KV	SMITHBURG to LARRABEE	35610 - Overhd Conductr, Devices	Wire Fully Dressed	\$706,484.30	\$337,348.60	\$369,135.70
		SMITHBURG to LARRABEE Total			\$1,780,961.35	\$834,309.02	\$946,652.33
JCP&L Jersey Central Pwr & Lht	JCPL TL - 230KV	SO RIVER 230KV COGEN LOOP	35610 - Overhd Conductr, Devices	Insulator - transmission	\$125.66	\$60.00	\$65.66
JCP&L Jersey Central Pwr & Lht	JCPL TL - 230KV	SO RIVER 230KV COGEN LOOP	35610 - Overhd Conductr, Devices	Wire Fully Dressed	\$188.50	\$90.01	\$98.49
		SO RIVER 230KV COGEN LOOP Total			\$314.16	\$150.01	\$164.15
JCP&L Jersey Central Pwr & Lht	JCPL TL - 115KV	TOWER #12 to RARITAN	35610 - Overhd Conductr, Devices	Grounding (Towers & Static Wire)	\$7,752.03	\$3,243.47	\$4,508.56
JCP&L Jersey Central Pwr & Lht	JCPL TL - 115KV	TOWER #12 to RARITAN	35610 - Overhd Conductr, Devices	Insulator - transmission	\$23,112.00	\$245.61	\$22,866.39
JCP&L Jersey Central Pwr & Lht	JCPL TL - 115KV	TOWER #12 to RARITAN	35610 - Overhd Conductr, Devices	Wire Fully Dressed	\$28,057.73	\$11,739.45	\$16,318.28
JCP&L Jersey Central Pwr & Lht	JCPL TL - 115KV	TOWER #12 to RARITAN	35610 - Overhd Conductr, Devices	Insulator - transmission	\$32,540.15	\$13,614.90	\$18,925.25
		TOWER #12 to RARITAN Total			\$91,461.91	\$28,843.44	\$62,618.47
JCP&L Jersey Central Pwr & Lht	JCPL TL - 230KV	TOWER 12 to RARITAN	35610 - Overhd Conductr, Devices	Grounding (Towers & Static Wire)	\$25.96	\$30.41	(\$4.45)
JCP&L Jersey Central Pwr & Lht	JCPL TL - 230KV	TOWER 12 to RARITAN	35610 - Overhd Conductr, Devices	Grounding (Towers & Static Wire)	\$40.23	\$44.01	(\$3.78)
JCP&L Jersey Central Pwr & Lht	JCPL TL - 230KV	TOWER 12 to RARITAN	35610 - Overhd Conductr, Devices	Insulator - transmission	\$83.23	\$97.50	(\$14.27)
JCP&L Jersey Central Pwr & Lht	JCPL TL - 230KV	TOWER 12 to RARITAN	35610 - Overhd Conductr, Devices	Insulator - transmission	\$88.91	\$97.27	(\$8.36)
JCP&L Jersey Central Pwr & Lht	JCPL TL - 230KV	TOWER 12 to RARITAN	35610 - Overhd Conductr, Devices	Wire Fully Dressed	\$93.14	\$101.90	(\$8.76)
JCP&L Jersey Central Pwr & Lht	JCPL TL - 230KV	TOWER 12 to RARITAN	35610 - Overhd Conductr, Devices	Wire Fully Dressed	\$98.90	\$115.86	(\$16.96)
JCP&L Jersey Central Pwr & Lht	JCPL TL - 230KV	TOWER 12 to RARITAN	35610 - Overhd Conductr, Devices	Wire Fully Dressed	\$113.65	\$103.36	\$10.29
JCP&L Jersey Central Pwr & Lht	JCPL TL - 230KV	TOWER 12 to RARITAN	35610 - Overhd Conductr, Devices	Grounding (Towers & Static Wire)	\$194.65	\$193.20	\$1.45
JCP&L Jersey Central Pwr & Lht	JCPL TL - 230KV	TOWER 12 to RARITAN	35610 - Overhd Conductr, Devices	Wire Fully Dressed	\$425.86	\$318.01	\$107.85
JCP&L Jersey Central Pwr & Lht	JCPL TL - 230KV	TOWER 12 to RARITAN	35610 - Overhd Conductr, Devices	Insulator - transmission	\$426.28	\$423.10	\$3.18
JCP&L Jersey Central Pwr & Lht	JCPL TL - 230KV	TOWER 12 to RARITAN	35610 - Overhd Conductr, Devices	Wire Fully Dressed	\$444.78	\$441.46	\$3.32
JCP&L Jersey Central Pwr & Lht	JCPL TL - 230KV	TOWER 12 to RARITAN	35610 - Overhd Conductr, Devices	Wire Fully Dressed	\$490.78	\$393.78	\$97.00
JCP&L Jersey Central Pwr & Lht	JCPL TL - 230KV	TOWER 12 to RARITAN	35610 - Overhd Conductr, Devices	Wire Fully Dressed	\$719.84	\$524.05	\$195.79
JCP&L Jersey Central Pwr & Lht	JCPL TL - 230KV	TOWER 12 to RARITAN	35610 - Overhd Conductr, Devices	Wire Fully Dressed	\$1,662.31	\$1,364.14	\$298.17
JCP&L Jersey Central Pwr & Lht	JCPL TL - 230KV	TOWER 12 to RARITAN	35610 - Overhd Conductr, Devices	Grounding (Towers & Static Wire)	\$2,055.68	\$1,724.21	\$331.47
JCP&L Jersey Central Pwr & Lht	JCPL TL - 230KV	TOWER 12 to RARITAN	35610 - Overhd Conductr, Devices	Wire Fully Dressed	\$7,083.09	\$4,210.20	\$2,872.89
JCP&L Jersey Central Pwr & Lht	JCPL TL - 230KV	TOWER 12 to RARITAN	35610 - Overhd Conductr, Devices	Wire Fully Dressed	\$10,981.68	\$8,405.51	\$2,576.17
JCP&L Jersey Central Pwr & Lht	JCPL TL - 230KV	TOWER 12 to RARITAN	35610 - Overhd Conductr, Devices	Insulator - transmission	\$27,042.73	\$22,682.23	\$4,360.50
JCP&L Jersey Central Pwr & Lht	JCPL TL - 230KV	TOWER 12 to RARITAN	35610 - Overhd Conductr, Devices	Wire Fully Dressed	\$240,706.35	\$201,893.71	\$38,812.64
		TOWER 12 to RARITAN Total			\$292,778.05	\$243,163.89	\$49,614.16
JCP&L Jersey Central Pwr & Lht	JCPL TL - 230KV	TRAINOR to WHIPPANY	35610 - Overhd Conductr, Devices	Wire Fully Dressed	\$685.04	\$485.80	\$199.24
JCP&L Jersey Central Pwr & Lht	JCPL TL - 230KV	TRAINOR to WHIPPANY	35610 - Overhd Conductr, Devices	Wire Fully Dressed	\$1,041.52	\$816.50	\$225.02
JCP&L Jersey Central Pwr & Lht	JCPL TL - 230KV	TRAINOR to WHIPPANY	35610 - Overhd Conductr, Devices	Grounding (Towers & Static Wire)	\$3,178.83	\$2,945.52	\$233.31
JCP&L Jersey Central Pwr & Lht	JCPL TL - 230KV	TRAINOR to WHIPPANY	35610 - Overhd Conductr, Devices	Wire Fully Dressed	\$7,316.34	\$6,136.62	\$1,179.72
JCP&L Jersey Central Pwr & Lht	JCPL TL - 230KV	TRAINOR to WHIPPANY	35610 - Overhd Conductr, Devices	Insulator - transmission	\$42,245.64	\$39,145.05	\$3,100.59
JCP&L Jersey Central Pwr & Lht	JCPL TL - 230KV	TRAINOR to WHIPPANY	35610 - Overhd Conductr, Devices	Wire Fully Dressed	\$602,971.54	\$558,716.87	\$44,254.67

Company	Major Location	Asset Location	Utility Account	Asset Retirement Unit	Book Cost	Allocated Reserve	Net Book Value
		TRAINOR to WHIPPANY Total			\$657,438.91	\$608,246.36	\$49,192.55
JCP&L Jersey Central Pwr & Lht	JCPL - UNSPECIFIED	Unspecified JCPL	35610 - Overhd Conductr, Devices	Non-Unitized	(\$912.05)	(\$67.33)	(\$844.72)
JCP&L Jersey Central Pwr & Lht	JCPL - UNSPECIFIED	Unspecified JCPL	35610 - Overhd Conductr, Devices	Non-Unitized	(\$367.53)	(\$34.80)	(\$332.73)
JCP&L Jersey Central Pwr & Lht	JCPL - UNSPECIFIED	Unspecified JCPL	35610 - Overhd Conductr, Devices	Grounding (Towers & Static Wire)	\$316.02	\$75.33	\$240.69
JCP&L Jersey Central Pwr & Lht	JCPL - UNSPECIFIED	Unspecified JCPL	35610 - Overhd Conductr, Devices	Wire Fully Dressed	\$495.77	\$5.26	\$490.51
JCP&L Jersey Central Pwr & Lht	JCPL - UNSPECIFIED	Unspecified JCPL	35610 - Overhd Conductr, Devices	Grounding (Towers & Static Wire)	\$2,907.10	\$751.79	\$2,155.31
JCP&L Jersey Central Pwr & Lht	JCPL - UNSPECIFIED	Unspecified JCPL	35610 - Overhd Conductr, Devices	Switch - Mass	\$6,492.22	\$343.21	\$6,149.01
JCP&L Jersey Central Pwr & Lht	JCPL - UNSPECIFIED	Unspecified JCPL	35610 - Overhd Conductr, Devices	Non-Unitized	\$7,089.62	\$374.79	\$6,714.83
JCP&L Jersey Central Pwr & Lht	JCPL - UNSPECIFIED	Unspecified JCPL	35610 - Overhd Conductr, Devices	Non-Unitized	\$7,128.08	\$823.04	\$6,305.04
JCP&L Jersey Central Pwr & Lht	JCPL - UNSPECIFIED	Unspecified JCPL	35610 - Overhd Conductr, Devices	Wire Fully Dressed	\$8,513.48	\$2,029.38	\$6,484.10
JCP&L Jersey Central Pwr & Lht	JCPL - UNSPECIFIED	Unspecified JCPL	35610 - Overhd Conductr, Devices	Wire Fully Dressed	\$8,810.02	\$465.74	\$8,344.28
JCP&L Jersey Central Pwr & Lht	JCPL - UNSPECIFIED	Unspecified JCPL	35610 - Overhd Conductr, Devices	Wire Fully Dressed	\$16,486.81	\$4,263.58	\$12,223.23
JCP&L Jersey Central Pwr & Lht	JCPL - UNSPECIFIED	Unspecified JCPL	35610 - Overhd Conductr, Devices	Grounding (Towers & Static Wire)	\$22,026.23	\$1,164.39	\$20,861.84
JCP&L Jersey Central Pwr & Lht	JCPL - UNSPECIFIED	Unspecified JCPL	35610 - Overhd Conductr, Devices	Grounding (Towers & Static Wire)	\$25,321.46	\$805.19	\$24,516.27
JCP&L Jersey Central Pwr & Lht	JCPL - UNSPECIFIED	Unspecified JCPL	35610 - Overhd Conductr, Devices	Non-Unitized	\$34,840.48	\$4,743.46	\$30,097.02
JCP&L Jersey Central Pwr & Lht	JCPL - UNSPECIFIED	Unspecified JCPL	35610 - Overhd Conductr, Devices	Insulator - transmission	\$37,186.76	\$395.19	\$36,791.57
JCP&L Jersey Central Pwr & Lht	JCPL - UNSPECIFIED	Unspecified JCPL	35610 - Overhd Conductr, Devices	Non-Unitized	\$66,793.75	\$709.83	\$66,083.92
JCP&L Jersey Central Pwr & Lht	JCPL - UNSPECIFIED	Unspecified JCPL	35610 - Overhd Conductr, Devices	Switch - Mass	\$86,202.46	\$2,741.13	\$83,461.33
JCP&L Jersey Central Pwr & Lht	JCPL - UNSPECIFIED	Unspecified JCPL	35610 - Overhd Conductr, Devices	Insulator - transmission	\$103,553.05	\$5,474.21	\$98,078.84
JCP&L Jersey Central Pwr & Lht	JCPL - UNSPECIFIED	Unspecified JCPL	35610 - Overhd Conductr, Devices	Wire Fully Dressed	\$103,900.30	\$3,303.91	\$100,596.39
JCP&L Jersey Central Pwr & Lht	JCPL - UNSPECIFIED	Unspecified JCPL	35610 - Overhd Conductr, Devices	Insulator - transmission	\$109,652.87	\$8,095.32	\$101,557.55
JCP&L Jersey Central Pwr & Lht	JCPL - UNSPECIFIED	Unspecified JCPL	35610 - Overhd Conductr, Devices	Arrester, Lightning Mass	\$112,482.68	\$3,576.81	\$108,905.87
JCP&L Jersey Central Pwr & Lht	JCPL - UNSPECIFIED	Unspecified JCPL	35610 - Overhd Conductr, Devices	Non-Unitized	\$217,901.58	\$6,929.00	\$210,972.58
JCP&L Jersey Central Pwr & Lht	JCPL - UNSPECIFIED	Unspecified JCPL	35610 - Overhd Conductr, Devices	Insulator - transmission	\$698,234.62	\$22,203.01	\$676,031.61
JCP&L Jersey Central Pwr & Lht	JCPL - UNSPECIFIED	Unspecified JCPL	35610 - Overhd Conductr, Devices	Unspecified	\$10,757,426.41	\$568,678.25	\$10,188,748.16
		Unspecified JCPL Total			\$12,432,482.19	\$637,849.70	\$11,794,632.49
JCP&L Jersey Central Pwr & Lht	JCPL TL - 115KV	VERNON to HARDYSTON	35610 - Overhd Conductr, Devices	Wire Fully Dressed	\$8.92	\$8.11	\$0.81
JCP&L Jersey Central Pwr & Lht	JCPL TL - 115KV	VERNON to HARDYSTON	35610 - Overhd Conductr, Devices	Grounding (Towers & Static Wire)	\$15.57	\$19.15	(\$3.58)
JCP&L Jersey Central Pwr & Lht	JCPL TL - 115KV	VERNON to HARDYSTON	35610 - Overhd Conductr, Devices	Wire Fully Dressed	\$17.48	\$15.60	\$1.88
JCP&L Jersey Central Pwr & Lht	JCPL TL - 115KV	VERNON to HARDYSTON	35610 - Overhd Conductr, Devices	Insulator - transmission	\$67.30	\$82.75	(\$15.45)
JCP&L Jersey Central Pwr & Lht	JCPL TL - 115KV	VERNON to HARDYSTON	35610 - Overhd Conductr, Devices	Grounding (Towers & Static Wire)	\$77.85	\$97.68	(\$19.83)
JCP&L Jersey Central Pwr & Lht	JCPL TL - 115KV	VERNON to HARDYSTON	35610 - Overhd Conductr, Devices	Grounding (Towers & Static Wire)	\$259.56	\$213.00	\$46.56
JCP&L Jersey Central Pwr & Lht	JCPL TL - 115KV	VERNON to HARDYSTON	35610 - Overhd Conductr, Devices	Wire Fully Dressed	\$270.29	\$236.37	\$33.92
JCP&L Jersey Central Pwr & Lht	JCPL TL - 115KV	VERNON to HARDYSTON	35610 - Overhd Conductr, Devices	Insulator - transmission	\$321.86	\$403.84	(\$81.98)
JCP&L Jersey Central Pwr & Lht	JCPL TL - 115KV	VERNON to HARDYSTON	35610 - Overhd Conductr, Devices	Wire Fully Dressed	\$326.36	\$237.59	\$88.77
JCP&L Jersey Central Pwr & Lht	JCPL TL - 115KV	VERNON to HARDYSTON	35610 - Overhd Conductr, Devices	Wire Fully Dressed	\$493.35	\$302.76	\$190.59
JCP&L Jersey Central Pwr & Lht	JCPL TL - 115KV	VERNON to HARDYSTON	35610 - Overhd Conductr, Devices	Wire Fully Dressed	\$822.93	\$660.28	\$162.65
JCP&L Jersey Central Pwr & Lht	JCPL TL - 115KV	VERNON to HARDYSTON	35610 - Overhd Conductr, Devices	Insulator - transmission	\$1,170.40	\$960.46	\$209.94
JCP&L Jersey Central Pwr & Lht	JCPL TL - 115KV	VERNON to HARDYSTON	35610 - Overhd Conductr, Devices	Wire Fully Dressed	\$2,174.99	\$2,674.37	(\$499.38)
JCP&L Jersey Central Pwr & Lht	JCPL TL - 115KV	VERNON to HARDYSTON	35610 - Overhd Conductr, Devices	Wire Fully Dressed	\$2,628.63	\$1,962.96	\$665.67
JCP&L Jersey Central Pwr & Lht	JCPL TL - 115KV	VERNON to HARDYSTON	35610 - Overhd Conductr, Devices	Wire Fully Dressed	\$4,953.68	\$3,135.32	\$1,818.36
JCP&L Jersey Central Pwr & Lht	JCPL TL - 115KV	VERNON to HARDYSTON	35610 - Overhd Conductr, Devices	Wire Fully Dressed	\$6,712.51	\$5,137.83	\$1,574.68
JCP&L Jersey Central Pwr & Lht	JCPL TL - 115KV	VERNON to HARDYSTON	35610 - Overhd Conductr, Devices	Wire Fully Dressed	\$7,402.31	\$4,968.40	\$2,433.91
JCP&L Jersey Central Pwr & Lht	JCPL TL - 115KV	VERNON to HARDYSTON	35610 - Overhd Conductr, Devices	Wire Fully Dressed	\$12,215.04	\$13,519.28	(\$1,304.24)
JCP&L Jersey Central Pwr & Lht	JCPL TL - 115KV	VERNON to HARDYSTON	35610 - Overhd Conductr, Devices	Wire Fully Dressed	\$16,675.33	\$6,646.96	\$10,028.37
JCP&L Jersey Central Pwr & Lht	JCPL TL - 115KV	VERNON to HARDYSTON	35610 - Overhd Conductr, Devices	Wire Fully Dressed	\$18,587.23	\$15,253.15	\$3,334.08
JCP&L Jersey Central Pwr & Lht	JCPL TL - 115KV	VERNON to HARDYSTON	35610 - Overhd Conductr, Devices	Wire Fully Dressed	\$56,762.35	\$71,220.54	(\$14,458.19)
		VERNON to HARDYSTON Total			\$131,963.94	\$127,756.39	\$4,207.55
JCP&L Jersey Central Pwr & Lht	JCPL TL - 230KV	W WHARTON SUB to WHIPPANY SUB	35610 - Overhd Conductr, Devices	Wire Fully Dressed	\$79.53	\$56.40	\$23.13
JCP&L Jersey Central Pwr & Lht	JCPL TL - 230KV	W WHARTON SUB to WHIPPANY SUB	35610 - Overhd Conductr, Devices	Grounding (Towers & Static Wire)	\$519.12	\$426.00	\$93.12
JCP&L Jersey Central Pwr & Lht	JCPL TL - 230KV	W WHARTON SUB to WHIPPANY SUB	35610 - Overhd Conductr, Devices	Grounding (Towers & Static Wire)	\$2,014.95	\$1,390.75	\$624.20
JCP&L Jersey Central Pwr & Lht	JCPL TL - 230KV	W WHARTON SUB to WHIPPANY SUB	35610 - Overhd Conductr, Devices	Grounding (Towers & Static Wire)	\$3,132.76	\$2,902.83	\$229.93
JCP&L Jersey Central Pwr & Lht	JCPL TL - 230KV	W WHARTON SUB to WHIPPANY SUB	35610 - Overhd Conductr, Devices	Grounding (Towers & Static Wire)	\$4,004.52	\$2,147.14	\$1,857.38
JCP&L Jersey Central Pwr & Lht	JCPL TL - 230KV	W WHARTON SUB to WHIPPANY SUB	35610 - Overhd Conductr, Devices	Insulator - transmission	\$6,898.65	\$5,661.20	\$1,237.45
JCP&L Jersey Central Pwr & Lht	JCPL TL - 230KV	W WHARTON SUB to WHIPPANY SUB	35610 - Overhd Conductr, Devices	Wire Fully Dressed	\$10,749.73	\$8,821.50	\$1,928.23
JCP&L Jersey Central Pwr & Lht	JCPL TL - 230KV	W WHARTON SUB to WHIPPANY SUB	35610 - Overhd Conductr, Devices	Wire Fully Dressed	\$25,958.41	\$17,916.91	\$8,041.50
JCP&L Jersey Central Pwr & Lht	JCPL TL - 230KV	W WHARTON SUB to WHIPPANY SUB	35610 - Overhd Conductr, Devices	Insulator - transmission	\$26,258.00	\$18,123.70	\$8,134.30
JCP&L Jersey Central Pwr & Lht	JCPL TL - 230KV	W WHARTON SUB to WHIPPANY SUB	35610 - Overhd Conductr, Devices	Insulator - transmission	\$41,633.38	\$38,577.72	\$3,055.66

Company	Major Location	Asset Location	Utility Account	Asset Retirement Unit	Book Cost	Allocated Reserve	Net Book Value
JCP&L Jersey Central Pwr & Lht	JCPL TL - 230KV	W WHARTON SUB to WHIPPANY SUB	35610 - Overhd Conductr, Devices	Insulator - transmission	\$47,350.64	\$25,388.44	\$21,962.20
JCP&L Jersey Central Pwr & Lht	JCPL TL - 230KV	W WHARTON SUB to WHIPPANY SUB	35610 - Overhd Conductr, Devices	Wire Fully Dressed	\$118,333.97	\$63,448.23	\$54,885.74
JCP&L Jersey Central Pwr & Lht	JCPL TL - 230KV	W WHARTON SUB to WHIPPANY SUB	35610 - Overhd Conductr, Devices	Wire Fully Dressed	\$713,887.75	\$661,492.46	\$52,395.29
W WHARTON SUB to WHIPPANY SUB Total					\$1,000,821.41	\$846,353.28	\$154,468.13
JCP&L Jersey Central Pwr & Lht	JCPL TL - 230KV	W WHARTON to FRANKLIN	35610 - Overhd Conductr, Devices	Grounding (Towers & Static Wire)	\$194.67	\$159.75	\$34.92
JCP&L Jersey Central Pwr & Lht	JCPL TL - 230KV	W WHARTON to FRANKLIN	35610 - Overhd Conductr, Devices	Wire Fully Dressed	\$746.93	\$515.54	\$231.39
JCP&L Jersey Central Pwr & Lht	JCPL TL - 230KV	W WHARTON to FRANKLIN	35610 - Overhd Conductr, Devices	Wire Fully Dressed	\$877.60	\$487.63	\$389.97
JCP&L Jersey Central Pwr & Lht	JCPL TL - 230KV	W WHARTON to FRANKLIN	35610 - Overhd Conductr, Devices	Wire Fully Dressed	\$4,205.85	\$2,982.62	\$1,223.23
JCP&L Jersey Central Pwr & Lht	JCPL TL - 230KV	W WHARTON to FRANKLIN	35610 - Overhd Conductr, Devices	Grounding (Towers & Static Wire)	\$5,786.90	\$5,060.57	\$726.33
JCP&L Jersey Central Pwr & Lht	JCPL TL - 230KV	W WHARTON to FRANKLIN	35610 - Overhd Conductr, Devices	Wire Fully Dressed	\$5,851.09	\$3,590.78	\$2,260.31
JCP&L Jersey Central Pwr & Lht	JCPL TL - 230KV	W WHARTON to FRANKLIN	35610 - Overhd Conductr, Devices	Wire Fully Dressed	\$13,759.49	\$11,291.38	\$2,468.11
JCP&L Jersey Central Pwr & Lht	JCPL TL - 230KV	W WHARTON to FRANKLIN	35610 - Overhd Conductr, Devices	Insulator - transmission	\$39,911.67	\$2,946.55	\$36,965.12
JCP&L Jersey Central Pwr & Lht	JCPL TL - 230KV	W WHARTON to FRANKLIN	35610 - Overhd Conductr, Devices	Wire Fully Dressed	\$76,073.27	\$63,806.86	\$12,266.41
JCP&L Jersey Central Pwr & Lht	JCPL TL - 230KV	W WHARTON to FRANKLIN	35610 - Overhd Conductr, Devices	Wire Fully Dressed	\$145,182.03	\$10,718.32	\$134,463.71
JCP&L Jersey Central Pwr & Lht	JCPL TL - 230KV	W WHARTON to FRANKLIN	35610 - Overhd Conductr, Devices	Insulator - transmission	\$277,158.72	\$14,651.65	\$262,507.07
JCP&L Jersey Central Pwr & Lht	JCPL TL - 230KV	W WHARTON to FRANKLIN	35610 - Overhd Conductr, Devices	Wire Fully Dressed	\$594,589.29	\$519,960.94	\$74,628.35
W WHARTON to FRANKLIN Total					\$1,164,337.51	\$636,172.60	\$528,164.91
JCP&L Jersey Central Pwr & Lht	JCPL TL - 230KV	WARNER to BRDG TWR 12 (230KV)	35610 - Overhd Conductr, Devices	Grounding (Towers & Static Wire)	\$85.68	\$107.21	(\$21.53)
JCP&L Jersey Central Pwr & Lht	JCPL TL - 230KV	WARNER to BRDG TWR 12 (230KV)	35610 - Overhd Conductr, Devices	Grounding (Towers & Static Wire)	\$642.40	\$538.82	\$103.58
JCP&L Jersey Central Pwr & Lht	JCPL TL - 230KV	WARNER to BRDG TWR 12 (230KV)	35610 - Overhd Conductr, Devices	Wire Fully Dressed	\$645.27	\$469.76	\$175.51
JCP&L Jersey Central Pwr & Lht	JCPL TL - 230KV	WARNER to BRDG TWR 12 (230KV)	35610 - Overhd Conductr, Devices	Wire Fully Dressed	\$751.72	\$603.14	\$148.58
JCP&L Jersey Central Pwr & Lht	JCPL TL - 230KV	WARNER to BRDG TWR 12 (230KV)	35610 - Overhd Conductr, Devices	Insulator - transmission	\$983.06	\$1,230.06	(\$247.00)
JCP&L Jersey Central Pwr & Lht	JCPL TL - 230KV	WARNER to BRDG TWR 12 (230KV)	35610 - Overhd Conductr, Devices	Wire Fully Dressed	\$1,004.25	\$787.28	\$216.97
JCP&L Jersey Central Pwr & Lht	JCPL TL - 230KV	WARNER to BRDG TWR 12 (230KV)	35610 - Overhd Conductr, Devices	Wire Fully Dressed	\$7,024.32	\$6,142.68	\$881.64
JCP&L Jersey Central Pwr & Lht	JCPL TL - 230KV	WARNER to BRDG TWR 12 (230KV)	35610 - Overhd Conductr, Devices	Insulator - transmission	\$8,450.85	\$7,088.20	\$1,362.65
JCP&L Jersey Central Pwr & Lht	JCPL TL - 230KV	WARNER to BRDG TWR 12 (230KV)	35610 - Overhd Conductr, Devices	Wire Fully Dressed	\$14,983.91	\$18,748.71	(\$3,764.80)
JCP&L Jersey Central Pwr & Lht	JCPL TL - 230KV	WARNER to BRDG TWR 12 (230KV)	35610 - Overhd Conductr, Devices	Wire Fully Dressed	\$106,259.06	\$89,125.34	\$17,133.72
JCP&L Jersey Central Pwr & Lht	JCPL TL - 230KV	WARNER to BRDG TWR 12 (230KV)	35610 - Overhd Conductr, Devices	Wire Fully Dressed	\$190,155.50	\$105,657.38	\$84,498.12
WARNER to BRDG TWR 12 (230KV) Total					\$330,986.02	\$230,498.58	\$100,487.44
JCP&L Jersey Central Pwr & Lht	JCPL TL - 115KV	WARNER to BRIDGE TWR 12 (115KV)	35610 - Overhd Conductr, Devices	Wire Fully Dressed	\$2,244.32	\$939.03	\$1,305.29
JCP&L Jersey Central Pwr & Lht	JCPL TL - 115KV	WARNER to BRIDGE TWR 12 (115KV)	35610 - Overhd Conductr, Devices	Insulator - transmission	\$6,507.63	\$2,722.81	\$3,784.82
JCP&L Jersey Central Pwr & Lht	JCPL TL - 115KV	WARNER to BRIDGE TWR 12 (115KV)	35610 - Overhd Conductr, Devices	Grounding (Towers & Static Wire)	\$7,517.12	\$3,145.19	\$4,371.93
WARNER to BRIDGE TWR 12 (115KV) Total					\$16,269.07	\$6,807.03	\$9,462.04
JCP&L Jersey Central Pwr & Lht	JCPL TL - 230KV	WHIPPANY to ROSELAND TIE	35610 - Overhd Conductr, Devices	Wire Fully Dressed	\$531.85	\$285.17	\$246.68
JCP&L Jersey Central Pwr & Lht	JCPL TL - 230KV	WHIPPANY to ROSELAND TIE	35610 - Overhd Conductr, Devices	Wire Fully Dressed	\$622.91	\$465.16	\$157.75
JCP&L Jersey Central Pwr & Lht	JCPL TL - 230KV	WHIPPANY to ROSELAND TIE	35610 - Overhd Conductr, Devices	Grounding (Towers & Static Wire)	\$913.66	\$975.08	(\$61.42)
JCP&L Jersey Central Pwr & Lht	JCPL TL - 230KV	WHIPPANY to ROSELAND TIE	35610 - Overhd Conductr, Devices	Wire Fully Dressed	\$2,749.92	\$2,155.80	\$594.12
JCP&L Jersey Central Pwr & Lht	JCPL TL - 230KV	WHIPPANY to ROSELAND TIE	35610 - Overhd Conductr, Devices	Wire Fully Dressed	\$4,017.40	\$2,542.72	\$1,474.68
JCP&L Jersey Central Pwr & Lht	JCPL TL - 230KV	WHIPPANY to ROSELAND TIE	35610 - Overhd Conductr, Devices	Insulator - transmission	\$12,141.63	\$12,957.77	(\$816.14)
JCP&L Jersey Central Pwr & Lht	JCPL TL - 230KV	WHIPPANY to ROSELAND TIE	35610 - Overhd Conductr, Devices	Wire Fully Dressed	\$34,861.56	\$15,961.38	\$18,900.18
JCP&L Jersey Central Pwr & Lht	JCPL TL - 230KV	WHIPPANY to ROSELAND TIE	35610 - Overhd Conductr, Devices	Insulator - transmission	\$36,791.95	\$1,944.96	\$34,846.99
JCP&L Jersey Central Pwr & Lht	JCPL TL - 230KV	WHIPPANY to ROSELAND TIE	35610 - Overhd Conductr, Devices	Wire Fully Dressed	\$48,182.78	\$51,421.56	(\$3,238.78)
JCP&L Jersey Central Pwr & Lht	JCPL TL - 230KV	WHIPPANY to ROSELAND TIE	35610 - Overhd Conductr, Devices	Grounding (Towers & Static Wire)	\$70,779.97	\$3,741.69	\$67,038.28
JCP&L Jersey Central Pwr & Lht	JCPL TL - 230KV	WHIPPANY to ROSELAND TIE	35610 - Overhd Conductr, Devices	Non-Unitized	\$72,190.70	\$2,295.58	\$69,895.12
JCP&L Jersey Central Pwr & Lht	JCPL TL - 230KV	WHIPPANY to ROSELAND TIE	35610 - Overhd Conductr, Devices	Wire Fully Dressed	\$72,578.72	\$63,469.19	\$9,109.53
WHIPPANY to ROSELAND TIE Total					\$356,363.05	\$158,216.08	\$198,146.97
JCP&L Jersey Central Pwr & Lht	JCPL TL - 115KV	WHIPPANY to W.WHARTON	35610 - Overhd Conductr, Devices	Grounding (Towers & Static Wire)	\$3,678.09	\$1,099.32	\$2,578.77
JCP&L Jersey Central Pwr & Lht	JCPL TL - 115KV	WHIPPANY to W.WHARTON	35610 - Overhd Conductr, Devices	Insulator - transmission	\$7,788.80	\$2,327.94	\$5,460.86
JCP&L Jersey Central Pwr & Lht	JCPL TL - 115KV	WHIPPANY to W.WHARTON	35610 - Overhd Conductr, Devices	Wire Fully Dressed	\$8,005.12	\$2,392.60	\$5,612.52
WHIPPANY to W.WHARTON Total					\$19,472.01	\$5,819.86	\$13,652.15
JCP&L Jersey Central Pwr & Lht	JCPL TL - 115KV	WHITE TWP to DELAWARE RIVER	35610 - Overhd Conductr, Devices	Wire Fully Dressed	\$20.07	\$19.60	\$0.47
JCP&L Jersey Central Pwr & Lht	JCPL TL - 115KV	WHITE TWP to DELAWARE RIVER	35610 - Overhd Conductr, Devices	Insulator - transmission	\$25.41	\$23.54	\$1.87
JCP&L Jersey Central Pwr & Lht	JCPL TL - 115KV	WHITE TWP to DELAWARE RIVER	35610 - Overhd Conductr, Devices	Wire Fully Dressed	\$38.12	\$35.32	\$2.80
JCP&L Jersey Central Pwr & Lht	JCPL TL - 115KV	WHITE TWP to DELAWARE RIVER	35610 - Overhd Conductr, Devices	Grounding (Towers & Static Wire)	\$38.93	\$38.64	\$0.29
JCP&L Jersey Central Pwr & Lht	JCPL TL - 115KV	WHITE TWP to DELAWARE RIVER	35610 - Overhd Conductr, Devices	Grounding (Towers & Static Wire)	\$42.18	\$42.53	(\$0.35)
JCP&L Jersey Central Pwr & Lht	JCPL TL - 115KV	WHITE TWP to DELAWARE RIVER	35610 - Overhd Conductr, Devices	Wire Fully Dressed	\$66.31	\$65.82	\$0.49
JCP&L Jersey Central Pwr & Lht	JCPL TL - 115KV	WHITE TWP to DELAWARE RIVER	35610 - Overhd Conductr, Devices	Insulator - transmission	\$70.16	\$69.64	\$0.52
JCP&L Jersey Central Pwr & Lht	JCPL TL - 115KV	WHITE TWP to DELAWARE RIVER	35610 - Overhd Conductr, Devices	Wire Fully Dressed	\$96.20	\$53.46	\$42.74

Company	Major Location	Asset Location	Utility Account	Asset Retirement Unit	Book Cost	Allocated Reserve	Net Book Value
JCP&L Jersey Central Pwr & Lht	JCPL TL - 115KV	WHITE TWP to DELAWARE RIVER	35610 - Overhd Conductr, Devices	Wire Fully Dressed	\$96.73	\$91.26	\$5.47
JCP&L Jersey Central Pwr & Lht	JCPL TL - 115KV	WHITE TWP to DELAWARE RIVER	35610 - Overhd Conductr, Devices	Wire Fully Dressed	\$115.82	\$105.33	\$10.49
JCP&L Jersey Central Pwr & Lht	JCPL TL - 115KV	WHITE TWP to DELAWARE RIVER	35610 - Overhd Conductr, Devices	Grounding (Towers & Static Wire)	\$122.64	\$125.53	(\$2.89)
JCP&L Jersey Central Pwr & Lht	JCPL TL - 115KV	WHITE TWP to DELAWARE RIVER	35610 - Overhd Conductr, Devices	Wire Fully Dressed	\$123.26	\$105.59	\$17.67
JCP&L Jersey Central Pwr & Lht	JCPL TL - 115KV	WHITE TWP to DELAWARE RIVER	35610 - Overhd Conductr, Devices	Grounding (Towers & Static Wire)	\$134.33	\$92.71	\$41.62
JCP&L Jersey Central Pwr & Lht	JCPL TL - 115KV	WHITE TWP to DELAWARE RIVER	35610 - Overhd Conductr, Devices	Grounding (Towers & Static Wire)	\$150.55	\$101.05	\$49.50
JCP&L Jersey Central Pwr & Lht	JCPL TL - 115KV	WHITE TWP to DELAWARE RIVER	35610 - Overhd Conductr, Devices	Wire Fully Dressed	\$167.40	\$160.73	\$6.67
JCP&L Jersey Central Pwr & Lht	JCPL TL - 115KV	WHITE TWP to DELAWARE RIVER	35610 - Overhd Conductr, Devices	Insulator - transmission	\$187.26	\$188.80	(\$1.54)
JCP&L Jersey Central Pwr & Lht	JCPL TL - 115KV	WHITE TWP to DELAWARE RIVER	35610 - Overhd Conductr, Devices	Grounding (Towers & Static Wire)	\$189.48	\$148.54	\$40.94
JCP&L Jersey Central Pwr & Lht	JCPL TL - 115KV	WHITE TWP to DELAWARE RIVER	35610 - Overhd Conductr, Devices	Grounding (Towers & Static Wire)	\$256.32	\$122.39	\$133.93
JCP&L Jersey Central Pwr & Lht	JCPL TL - 115KV	WHITE TWP to DELAWARE RIVER	35610 - Overhd Conductr, Devices	Grounding (Towers & Static Wire)	\$262.80	\$234.44	\$28.36
JCP&L Jersey Central Pwr & Lht	JCPL TL - 115KV	WHITE TWP to DELAWARE RIVER	35610 - Overhd Conductr, Devices	Grounding (Towers & Static Wire)	\$281.61	\$308.10	(\$26.49)
JCP&L Jersey Central Pwr & Lht	JCPL TL - 115KV	WHITE TWP to DELAWARE RIVER	35610 - Overhd Conductr, Devices	Wire Fully Dressed	\$312.10	\$261.78	\$50.32
JCP&L Jersey Central Pwr & Lht	JCPL TL - 115KV	WHITE TWP to DELAWARE RIVER	35610 - Overhd Conductr, Devices	Insulator - transmission	\$344.17	\$352.28	(\$8.11)
JCP&L Jersey Central Pwr & Lht	JCPL TL - 115KV	WHITE TWP to DELAWARE RIVER	35610 - Overhd Conductr, Devices	Wire Fully Dressed	\$393.63	\$402.91	(\$9.28)
JCP&L Jersey Central Pwr & Lht	JCPL TL - 115KV	WHITE TWP to DELAWARE RIVER	35610 - Overhd Conductr, Devices	Insulator - transmission	\$571.46	\$272.87	\$298.59
JCP&L Jersey Central Pwr & Lht	JCPL TL - 115KV	WHITE TWP to DELAWARE RIVER	35610 - Overhd Conductr, Devices	Insulator - transmission	\$593.98	\$409.97	\$184.01
JCP&L Jersey Central Pwr & Lht	JCPL TL - 115KV	WHITE TWP to DELAWARE RIVER	35610 - Overhd Conductr, Devices	Wire Fully Dressed	\$600.88	\$286.93	\$313.95
JCP&L Jersey Central Pwr & Lht	JCPL TL - 115KV	WHITE TWP to DELAWARE RIVER	35610 - Overhd Conductr, Devices	Insulator - transmission	\$640.80	\$430.10	\$210.70
JCP&L Jersey Central Pwr & Lht	JCPL TL - 115KV	WHITE TWP to DELAWARE RIVER	35610 - Overhd Conductr, Devices	Grounding (Towers & Static Wire)	\$716.40	\$508.04	\$208.36
JCP&L Jersey Central Pwr & Lht	JCPL TL - 115KV	WHITE TWP to DELAWARE RIVER	35610 - Overhd Conductr, Devices	Insulator - transmission	\$807.64	\$677.41	\$130.23
JCP&L Jersey Central Pwr & Lht	JCPL TL - 115KV	WHITE TWP to DELAWARE RIVER	35610 - Overhd Conductr, Devices	Insulator - transmission	\$854.39	\$669.80	\$184.59
JCP&L Jersey Central Pwr & Lht	JCPL TL - 115KV	WHITE TWP to DELAWARE RIVER	35610 - Overhd Conductr, Devices	Grounding (Towers & Static Wire)	\$899.36	\$754.35	\$145.01
JCP&L Jersey Central Pwr & Lht	JCPL TL - 115KV	WHITE TWP to DELAWARE RIVER	35610 - Overhd Conductr, Devices	Wire Fully Dressed	\$911.49	\$731.34	\$180.15
JCP&L Jersey Central Pwr & Lht	JCPL TL - 115KV	WHITE TWP to DELAWARE RIVER	35610 - Overhd Conductr, Devices	Wire Fully Dressed	\$964.60	\$684.05	\$280.55
JCP&L Jersey Central Pwr & Lht	JCPL TL - 115KV	WHITE TWP to DELAWARE RIVER	35610 - Overhd Conductr, Devices	Insulator - transmission	\$1,120.66	\$794.73	\$325.93
JCP&L Jersey Central Pwr & Lht	JCPL TL - 115KV	WHITE TWP to DELAWARE RIVER	35610 - Overhd Conductr, Devices	Insulator - transmission	\$1,126.52	\$1,004.95	\$121.57
JCP&L Jersey Central Pwr & Lht	JCPL TL - 115KV	WHITE TWP to DELAWARE RIVER	35610 - Overhd Conductr, Devices	Insulator - transmission	\$1,249.41	\$1,366.96	(\$117.55)
JCP&L Jersey Central Pwr & Lht	JCPL TL - 115KV	WHITE TWP to DELAWARE RIVER	35610 - Overhd Conductr, Devices	Wire Fully Dressed	\$1,326.87	\$890.59	\$436.28
JCP&L Jersey Central Pwr & Lht	JCPL TL - 115KV	WHITE TWP to DELAWARE RIVER	35610 - Overhd Conductr, Devices	Wire Fully Dressed	\$1,371.50	\$1,382.81	(\$11.31)
JCP&L Jersey Central Pwr & Lht	JCPL TL - 115KV	WHITE TWP to DELAWARE RIVER	35610 - Overhd Conductr, Devices	Grounding (Towers & Static Wire)	\$1,386.08	\$823.88	\$562.20
JCP&L Jersey Central Pwr & Lht	JCPL TL - 115KV	WHITE TWP to DELAWARE RIVER	35610 - Overhd Conductr, Devices	Wire Fully Dressed	\$3,122.60	\$1,795.64	\$1,326.96
JCP&L Jersey Central Pwr & Lht	JCPL TL - 115KV	WHITE TWP to DELAWARE RIVER	35610 - Overhd Conductr, Devices	Wire Fully Dressed	\$3,220.11	\$2,222.57	\$997.54
JCP&L Jersey Central Pwr & Lht	JCPL TL - 115KV	WHITE TWP to DELAWARE RIVER	35610 - Overhd Conductr, Devices	Insulator - transmission	\$3,444.50	\$1,577.07	\$1,867.43
JCP&L Jersey Central Pwr & Lht	JCPL TL - 115KV	WHITE TWP to DELAWARE RIVER	35610 - Overhd Conductr, Devices	Wire Fully Dressed	\$4,182.53	\$2,486.10	\$1,696.43
JCP&L Jersey Central Pwr & Lht	JCPL TL - 115KV	WHITE TWP to DELAWARE RIVER	35610 - Overhd Conductr, Devices	Wire Fully Dressed	\$5,166.76	\$2,365.60	\$2,801.16
JCP&L Jersey Central Pwr & Lht	JCPL TL - 115KV	WHITE TWP to DELAWARE RIVER	35610 - Overhd Conductr, Devices	Grounding (Towers & Static Wire)	\$5,600.84	\$6,332.13	(\$731.29)
JCP&L Jersey Central Pwr & Lht	JCPL TL - 115KV	WHITE TWP to DELAWARE RIVER	35610 - Overhd Conductr, Devices	Insulator - transmission	\$5,664.75	\$3,367.14	\$2,297.61
JCP&L Jersey Central Pwr & Lht	JCPL TL - 115KV	WHITE TWP to DELAWARE RIVER	35610 - Overhd Conductr, Devices	Wire Fully Dressed	\$5,766.23	\$4,731.91	\$1,034.32
JCP&L Jersey Central Pwr & Lht	JCPL TL - 115KV	WHITE TWP to DELAWARE RIVER	35610 - Overhd Conductr, Devices	Grounding (Towers & Static Wire)	\$6,812.39	\$2,850.33	\$3,962.06
JCP&L Jersey Central Pwr & Lht	JCPL TL - 115KV	WHITE TWP to DELAWARE RIVER	35610 - Overhd Conductr, Devices	Wire Fully Dressed	\$9,695.94	\$3,864.90	\$5,831.04
JCP&L Jersey Central Pwr & Lht	JCPL TL - 115KV	WHITE TWP to DELAWARE RIVER	35610 - Overhd Conductr, Devices	Wire Fully Dressed	\$10,128.98	\$9,035.90	\$1,093.08
JCP&L Jersey Central Pwr & Lht	JCPL TL - 115KV	WHITE TWP to DELAWARE RIVER	35610 - Overhd Conductr, Devices	Wire Fully Dressed	\$17,269.99	\$13,538.83	\$3,731.16
JCP&L Jersey Central Pwr & Lht	JCPL TL - 115KV	WHITE TWP to DELAWARE RIVER	35610 - Overhd Conductr, Devices	Insulator - transmission	\$24,285.87	\$27,456.82	(\$3,170.95)
JCP&L Jersey Central Pwr & Lht	JCPL TL - 115KV	WHITE TWP to DELAWARE RIVER	35610 - Overhd Conductr, Devices	Insulator - transmission	\$11,964.61	\$11,964.61	\$16,631.28
JCP&L Jersey Central Pwr & Lht	JCPL TL - 115KV	WHITE TWP to DELAWARE RIVER	35610 - Overhd Conductr, Devices	Wire Fully Dressed	\$32,725.41	\$35,804.32	(\$3,078.91)
JCP&L Jersey Central Pwr & Lht	JCPL TL - 115KV	WHITE TWP to DELAWARE RIVER	35610 - Overhd Conductr, Devices	Wire Fully Dressed	\$79,477.64	\$33,253.71	\$46,223.93
JCP&L Jersey Central Pwr & Lht	JCPL TL - 115KV	WHITE TWP to DELAWARE RIVER	35610 - Overhd Conductr, Devices	Wire Fully Dressed	\$458,711.94	\$518,604.89	(\$59,892.95)
		WHITE TWP to DELAWARE RIVER Total			\$722,549.89	\$696,091.23	\$26,458.66
JCP&L Jersey Central Pwr & Lht	JCPL TL - 230KV	WHITINGS to VANHISEVILLE	35610 - Overhd Conductr, Devices	Non-Unitized	(\$22,194.51)	(\$1,173.29)	(\$21,021.22)
JCP&L Jersey Central Pwr & Lht	JCPL TL - 230KV	WHITINGS to VANHISEVILLE	35610 - Overhd Conductr, Devices	Wire Fully Dressed	\$398.29	\$54.23	\$344.06
JCP&L Jersey Central Pwr & Lht	JCPL TL - 230KV	WHITINGS to VANHISEVILLE	35610 - Overhd Conductr, Devices	Wire Fully Dressed	\$400.89	\$230.53	\$170.36
JCP&L Jersey Central Pwr & Lht	JCPL TL - 230KV	WHITINGS to VANHISEVILLE	35610 - Overhd Conductr, Devices	Wire Fully Dressed	\$714.55	\$897.06	(\$182.51)
JCP&L Jersey Central Pwr & Lht	JCPL TL - 230KV	WHITINGS to VANHISEVILLE	35610 - Overhd Conductr, Devices	Grounding (Towers & Static Wire)	\$7,969.96	\$4,737.36	\$3,232.60
JCP&L Jersey Central Pwr & Lht	JCPL TL - 230KV	WHITINGS to VANHISEVILLE	35610 - Overhd Conductr, Devices	Wire Fully Dressed	\$11,514.73	\$6,844.38	\$4,670.35
JCP&L Jersey Central Pwr & Lht	JCPL TL - 230KV	WHITINGS to VANHISEVILLE	35610 - Overhd Conductr, Devices	Insulator - transmission	\$12,733.34	\$7,568.72	\$5,164.62
JCP&L Jersey Central Pwr & Lht	JCPL TL - 230KV	WHITINGS to VANHISEVILLE	35610 - Overhd Conductr, Devices	Grounding (Towers & Static Wire)	\$42,020.06	\$2,221.34	\$39,798.72
JCP&L Jersey Central Pwr & Lht	JCPL TL - 230KV	WHITINGS to VANHISEVILLE	35610 - Overhd Conductr, Devices	Insulator - transmission	\$70,266.12	\$9,566.59	\$60,699.53

Company	Major Location	Asset Location	Utility Account	Asset Retirement Unit	Book Cost	Allocated Reserve	Net Book Value
JCP&L Jersey Central Pwr & Lht	JCPL TL - 230KV	WHITINGS to VANHISEVILLE	35610 - Overhd Conductr, Devices	Wire Fully Dressed	\$220,270.08	\$11,644.31	\$208,625.77
JCP&L Jersey Central Pwr & Lht	JCPL TL - 230KV	WHITINGS to VANHISEVILLE	35610 - Overhd Conductr, Devices	Insulator - transmission	\$512,045.22	\$27,068.65	\$484,976.57
JCP&L Jersey Central Pwr & Lht	JCPL TL - 230KV	WHITINGS to VANHISEVILLE	35610 - Overhd Conductr, Devices	Grounding (Towers & Static Wire)	\$909,231.76	\$469,770.86	\$439,460.90
JCP&L Jersey Central Pwr & Lht	JCPL TL - 230KV	WHITINGS to VANHISEVILLE	35610 - Overhd Conductr, Devices	Wire Fully Dressed	\$1,104,713.61	\$570,770.06	\$533,943.55
JCP&L Jersey Central Pwr & Lht	JCPL TL - 230KV	WHITINGS to VANHISEVILLE	35610 - Overhd Conductr, Devices	Insulator - transmission	\$1,327,008.42	\$685,622.65	\$641,385.77
		WHITINGS to VANHISEVILLE Total			\$4,197,092.52	\$1,795,823.45	\$2,401,269.07
			35610 - Overhd Conductr, Devices Total		\$248,016,891.99	\$87,906,272.17	\$160,110,619.82
JCP&L Jersey Central Pwr & Lht	JCPL TL - 230KV	ATLANTIC to LARRABEE	35620 - Clearing, Grading of Land	Non-Unitized	\$1,467.85	\$12.36	\$1,455.49
JCP&L Jersey Central Pwr & Lht	JCPL TL - 230KV	ATLANTIC to LARRABEE	35620 - Clearing, Grading of Land	Non-Unitized	\$1,577.96	\$40.70	\$1,537.26
JCP&L Jersey Central Pwr & Lht	JCPL TL - 230KV	ATLANTIC to LARRABEE	35620 - Clearing, Grading of Land	Site Clearing	\$16,843.74	\$16,383.40	\$460.34
JCP&L Jersey Central Pwr & Lht	JCPL TL - 230KV	ATLANTIC to LARRABEE	35620 - Clearing, Grading of Land	Site Clearing	\$75,892.19	\$1,975.38	\$73,916.81
JCP&L Jersey Central Pwr & Lht	JCPL TL - 230KV	ATLANTIC to LARRABEE	35620 - Clearing, Grading of Land	Site Clearing	\$99,802.02	\$97,672.45	\$2,129.57
		ATLANTIC to LARRABEE Total			\$195,583.76	\$116,084.29	\$79,499.47
JCP&L Jersey Central Pwr & Lht	JCPL TL - 230KV	ATLANTIC to OCN VW-890674	35620 - Clearing, Grading of Land	Site Clearing	\$323.36	\$256.63	\$66.73
JCP&L Jersey Central Pwr & Lht	JCPL TL - 230KV	ATLANTIC to OCN VW-890674	35620 - Clearing, Grading of Land	Non-Unitized	\$4,409.15	\$113.73	\$4,295.42
JCP&L Jersey Central Pwr & Lht	JCPL TL - 230KV	ATLANTIC to OCN VW-890674	35620 - Clearing, Grading of Land	Site Clearing	\$11,998.83	\$9,727.42	\$2,271.41
JCP&L Jersey Central Pwr & Lht	JCPL TL - 230KV	ATLANTIC to OCN VW-890674	35620 - Clearing, Grading of Land	Site Clearing	\$44,508.27	\$376.08	\$44,132.19
JCP&L Jersey Central Pwr & Lht	JCPL TL - 230KV	ATLANTIC to OCN VW-890674	35620 - Clearing, Grading of Land	Non-Unitized	\$82,787.56	\$699.43	\$82,088.13
JCP&L Jersey Central Pwr & Lht	JCPL TL - 230KV	ATLANTIC to OCN VW-890674	35620 - Clearing, Grading of Land	Site Clearing	\$83,754.71	\$2,178.18	\$81,576.53
		ATLANTIC to OCN VW-890674 Total			\$227,781.88	\$13,351.47	\$214,430.41
JCP&L Jersey Central Pwr & Lht	JCPL TL - 230KV	ATLANTIC to RARITAN	35620 - Clearing, Grading of Land	Site Clearing	\$560.20	\$488.40	\$71.80
JCP&L Jersey Central Pwr & Lht	JCPL TL - 230KV	ATLANTIC to RARITAN	35620 - Clearing, Grading of Land	Non-Unitized	\$1,256.74	\$10.58	\$1,246.16
JCP&L Jersey Central Pwr & Lht	JCPL TL - 230KV	ATLANTIC to RARITAN	35620 - Clearing, Grading of Land	Non-Unitized	\$1,577.96	\$40.70	\$1,537.26
JCP&L Jersey Central Pwr & Lht	JCPL TL - 230KV	ATLANTIC to RARITAN	35620 - Clearing, Grading of Land	Site Clearing	\$48,072.37	\$46,435.06	\$1,637.31
JCP&L Jersey Central Pwr & Lht	JCPL TL - 230KV	ATLANTIC to RARITAN	35620 - Clearing, Grading of Land	Site Clearing	\$75,892.19	\$1,975.38	\$73,916.81
		ATLANTIC to RARITAN Total			\$127,359.46	\$48,950.12	\$78,409.34
JCP&L Jersey Central Pwr & Lht	JCPL TL - 230KV	BLAIRSTOWN SUB to KITTATINNY SUB	35620 - Clearing, Grading of Land	Non-Unitized	\$1,256.74	\$10.58	\$1,246.16
JCP&L Jersey Central Pwr & Lht	JCPL TL - 230KV	BLAIRSTOWN SUB to KITTATINNY SUB	35620 - Clearing, Grading of Land	Non-Unitized	\$1,577.96	\$40.70	\$1,537.26
JCP&L Jersey Central Pwr & Lht	JCPL TL - 230KV	BLAIRSTOWN SUB to KITTATINNY SUB	35620 - Clearing, Grading of Land	Site Clearing	\$21,422.04	\$20,836.57	\$585.47
JCP&L Jersey Central Pwr & Lht	JCPL TL - 230KV	BLAIRSTOWN SUB to KITTATINNY SUB	35620 - Clearing, Grading of Land	Site Clearing	\$75,892.19	\$1,975.38	\$73,916.81
		BLAIRSTOWN SUB to KITTATINNY SUB Total			\$100,148.93	\$22,863.23	\$77,285.70
JCP&L Jersey Central Pwr & Lht	JCPL TL - 230KV	CHESTER SUB to W. WHARTON SUB	35620 - Clearing, Grading of Land	Site Clearing	\$406.50	\$359.87	\$46.63
JCP&L Jersey Central Pwr & Lht	JCPL TL - 230KV	CHESTER SUB to W. WHARTON SUB	35620 - Clearing, Grading of Land	Non-Unitized	\$1,256.74	\$10.58	\$1,246.16
JCP&L Jersey Central Pwr & Lht	JCPL TL - 230KV	CHESTER SUB to W. WHARTON SUB	35620 - Clearing, Grading of Land	Non-Unitized	\$1,577.96	\$40.70	\$1,537.26
JCP&L Jersey Central Pwr & Lht	JCPL TL - 230KV	CHESTER SUB to W. WHARTON SUB	35620 - Clearing, Grading of Land	Site Clearing	\$2,783.31	\$2,345.52	\$437.79
JCP&L Jersey Central Pwr & Lht	JCPL TL - 230KV	CHESTER SUB to W. WHARTON SUB	35620 - Clearing, Grading of Land	Site Clearing	\$4,555.01	\$4,090.33	\$464.68
JCP&L Jersey Central Pwr & Lht	JCPL TL - 230KV	CHESTER SUB to W. WHARTON SUB	35620 - Clearing, Grading of Land	Site Clearing	\$16,873.51	\$16,873.51	\$0.00
JCP&L Jersey Central Pwr & Lht	JCPL TL - 230KV	CHESTER SUB to W. WHARTON SUB	35620 - Clearing, Grading of Land	Site Clearing	\$64,895.42	\$60,456.65	\$4,438.77
JCP&L Jersey Central Pwr & Lht	JCPL TL - 230KV	CHESTER SUB to W. WHARTON SUB	35620 - Clearing, Grading of Land	Site Clearing	\$75,892.19	\$1,975.38	\$73,916.81
		CHESTER SUB to W. WHARTON SUB Total			\$168,240.64	\$86,152.54	\$82,088.10
JCP&L Jersey Central Pwr & Lht	JCPL TL - 230KV	CIBA TAP2 to TWR JC6-7	35620 - Clearing, Grading of Land	Non-Unitized	\$1,256.74	\$10.58	\$1,246.16
JCP&L Jersey Central Pwr & Lht	JCPL TL - 230KV	CIBA TAP2 to TWR JC6-7	35620 - Clearing, Grading of Land	Non-Unitized	\$1,577.96	\$40.70	\$1,537.26
JCP&L Jersey Central Pwr & Lht	JCPL TL - 230KV	CIBA TAP2 to TWR JC6-7	35620 - Clearing, Grading of Land	Site Clearing	\$75,892.19	\$1,975.38	\$73,916.81
		CIBA TAP2 to TWR JC6-7 Total			\$78,726.89	\$2,026.66	\$76,700.23
JCP&L Jersey Central Pwr & Lht	JCPL TL - 230KV	COOKSTOWN to COX CORNER-890392	35620 - Clearing, Grading of Land	Non-Unitized	\$1,577.96	\$40.70	\$1,537.26
JCP&L Jersey Central Pwr & Lht	JCPL TL - 230KV	COOKSTOWN to COX CORNER-890392	35620 - Clearing, Grading of Land	Site Clearing	\$6,042.58	\$51.06	\$5,991.52
JCP&L Jersey Central Pwr & Lht	JCPL TL - 230KV	COOKSTOWN to COX CORNER-890392	35620 - Clearing, Grading of Land	Non-Unitized	\$11,998.38	\$101.35	\$11,897.03
JCP&L Jersey Central Pwr & Lht	JCPL TL - 230KV	COOKSTOWN to COX CORNER-890392	35620 - Clearing, Grading of Land	Site Clearing	\$45,088.31	\$40,488.62	\$4,599.69
JCP&L Jersey Central Pwr & Lht	JCPL TL - 230KV	COOKSTOWN to COX CORNER-890392	35620 - Clearing, Grading of Land	Site Clearing	\$75,892.19	\$1,975.38	\$73,916.81
		COOKSTOWN to COX CORNER-890392 Total			\$140,599.42	\$42,657.11	\$97,942.31
JCP&L Jersey Central Pwr & Lht	JCPL TL - 115KV	CR NJ - TL 115KV EASEMENTS	35620 - Clearing, Grading of Land	Non-Unitized	\$1.72	\$0.01	\$1.71
JCP&L Jersey Central Pwr & Lht	JCPL TL - 115KV	CR NJ - TL 115KV EASEMENTS	35620 - Clearing, Grading of Land	Site Clearing	\$71,509.97	\$1,862.35	\$69,647.62
		CR NJ - TL 115KV EASEMENTS Total			\$71,511.69	\$1,862.36	\$69,649.33
JCP&L Jersey Central Pwr & Lht	JCPL TL - 230KV	E. FLEM. LP to PS-ROSE-LAMB	35620 - Clearing, Grading of Land	Non-Unitized	\$1,577.96	\$40.70	\$1,537.26
JCP&L Jersey Central Pwr & Lht	JCPL TL - 230KV	E. FLEM. LP to PS-ROSE-LAMB	35620 - Clearing, Grading of Land	Site Clearing	\$22,523.49	\$16,190.55	\$6,332.94
JCP&L Jersey Central Pwr & Lht	JCPL TL - 230KV	E. FLEM. LP to PS-ROSE-LAMB	35620 - Clearing, Grading of Land	Site Clearing	\$43,757.30	\$369.73	\$43,387.57
JCP&L Jersey Central Pwr & Lht	JCPL TL - 230KV	E. FLEM. LP to PS-ROSE-LAMB	35620 - Clearing, Grading of Land	Site Clearing	\$75,892.19	\$1,975.38	\$73,916.81
JCP&L Jersey Central Pwr & Lht	JCPL TL - 230KV	E. FLEM. LP to PS-ROSE-LAMB	35620 - Clearing, Grading of Land	Non-Unitized	\$79,042.15	\$667.84	\$78,374.31

Company	Major Location	Asset Location	Utility Account	Asset Retirement Unit	Book Cost	Allocated Reserve	Net Book Value
E. FLEM. LP to PS-ROSE-LAMB Total					\$222,793.09	\$19,244.20	\$203,548.89
JCP&L Jersey Central Pwr & Lht	JCPL TL - 230KV	EATON CREST LOOP	35620 - Clearing, Grading of Land	Non-Unitized	\$1,256.74	\$10.58	\$1,246.16
JCP&L Jersey Central Pwr & Lht	JCPL TL - 230KV	EATON CREST LOOP	35620 - Clearing, Grading of Land	Non-Unitized	\$1,577.96	\$40.70	\$1,537.26
JCP&L Jersey Central Pwr & Lht	JCPL TL - 230KV	EATON CREST LOOP	35620 - Clearing, Grading of Land	Site Clearing	\$75,892.19	\$1,975.38	\$73,916.81
EATON CREST LOOP Total					\$78,726.89	\$2,026.66	\$76,700.23
JCP&L Jersey Central Pwr & Lht	JCPL TL - 230KV	FRANKLIN SUB to HAMBURG SUB	35620 - Clearing, Grading of Land	Non-Unitized	\$1,256.74	\$10.58	\$1,246.16
JCP&L Jersey Central Pwr & Lht	JCPL TL - 230KV	FRANKLIN SUB to HAMBURG SUB	35620 - Clearing, Grading of Land	Non-Unitized	\$1,577.96	\$40.70	\$1,537.26
JCP&L Jersey Central Pwr & Lht	JCPL TL - 230KV	FRANKLIN SUB to HAMBURG SUB	35620 - Clearing, Grading of Land	Site Clearing	\$75,892.19	\$1,975.38	\$73,916.81
FRANKLIN SUB to HAMBURG SUB Total					\$78,726.89	\$2,026.66	\$76,700.23
JCP&L Jersey Central Pwr & Lht	JCPL TL - 230KV	FRANKLIN to MONTVILLE	35620 - Clearing, Grading of Land	Non-Unitized	\$1,577.96	\$40.70	\$1,537.26
JCP&L Jersey Central Pwr & Lht	JCPL TL - 230KV	FRANKLIN to MONTVILLE	35620 - Clearing, Grading of Land	Site Clearing	\$15,497.63	\$130.95	\$15,366.68
JCP&L Jersey Central Pwr & Lht	JCPL TL - 230KV	FRANKLIN to MONTVILLE	35620 - Clearing, Grading of Land	Non-Unitized	\$28,806.18	\$243.37	\$28,562.81
JCP&L Jersey Central Pwr & Lht	JCPL TL - 230KV	FRANKLIN to MONTVILLE	35620 - Clearing, Grading of Land	Site Clearing	\$75,892.19	\$1,975.38	\$73,916.81
FRANKLIN to MONTVILLE Total					\$121,773.96	\$2,390.40	\$119,383.56
JCP&L Jersey Central Pwr & Lht	JCPL TL - 230KV	FRENEAU to ABERDEEN	35620 - Clearing, Grading of Land	Site Clearing	\$911.51	\$873.66	\$37.85
JCP&L Jersey Central Pwr & Lht	JCPL TL - 230KV	FRENEAU to ABERDEEN	35620 - Clearing, Grading of Land	Non-Unitized	\$1,256.74	\$10.58	\$1,246.16
JCP&L Jersey Central Pwr & Lht	JCPL TL - 230KV	FRENEAU to ABERDEEN	35620 - Clearing, Grading of Land	Non-Unitized	\$1,577.96	\$40.70	\$1,537.26
JCP&L Jersey Central Pwr & Lht	JCPL TL - 230KV	FRENEAU to ABERDEEN	35620 - Clearing, Grading of Land	Site Clearing	\$2,112.44	\$1,870.10	\$242.34
JCP&L Jersey Central Pwr & Lht	JCPL TL - 230KV	FRENEAU to ABERDEEN	35620 - Clearing, Grading of Land	Site Clearing	\$4,063.76	\$3,925.35	\$138.41
JCP&L Jersey Central Pwr & Lht	JCPL TL - 230KV	FRENEAU to ABERDEEN	35620 - Clearing, Grading of Land	Site Clearing	\$20,775.81	\$19,742.45	\$1,033.36
JCP&L Jersey Central Pwr & Lht	JCPL TL - 230KV	FRENEAU to ABERDEEN	35620 - Clearing, Grading of Land	Site Clearing	\$75,892.19	\$1,975.38	\$73,916.81
JCP&L Jersey Central Pwr & Lht	JCPL TL - 230KV	FRENEAU to ABERDEEN	35620 - Clearing, Grading of Land	Site Clearing	\$83,399.25	\$49,193.78	\$34,205.47
FRENEAU to ABERDEEN Total					\$189,989.66	\$77,632.00	\$112,357.66
JCP&L Jersey Central Pwr & Lht	JCPL TL - 230KV	GAS TURBINE to (RARITAN RVR)	35620 - Clearing, Grading of Land	Non-Unitized	\$1,256.74	\$10.58	\$1,246.16
JCP&L Jersey Central Pwr & Lht	JCPL TL - 230KV	GAS TURBINE to (RARITAN RVR)	35620 - Clearing, Grading of Land	Non-Unitized	\$1,577.96	\$40.70	\$1,537.26
JCP&L Jersey Central Pwr & Lht	JCPL TL - 230KV	GAS TURBINE to (RARITAN RVR)	35620 - Clearing, Grading of Land	Site Clearing	\$75,892.19	\$1,975.38	\$73,916.81
GAS TURBINE to (RARITAN RVR) Total					\$78,726.89	\$2,026.66	\$76,700.23
JCP&L Jersey Central Pwr & Lht	JCPL TL - 115KV	GILBERT MORRIS PARK to W. WHARTON	35620 - Clearing, Grading of Land	Non-Unitized	\$2.32	\$0.04	\$2.30
JCP&L Jersey Central Pwr & Lht	JCPL TL - 115KV	GILBERT MORRIS PARK to W. WHARTON	35620 - Clearing, Grading of Land	Site Clearing	\$71,509.97	\$1,862.35	\$69,647.62
JCP&L Jersey Central Pwr & Lht	JCPL TL - 115KV	GILBERT MORRIS PARK to W. WHARTON	35620 - Clearing, Grading of Land	Site Clearing	\$294,594.53	\$294,594.53	\$0.00
GILBERT MORRIS PARK to W. WHARTON Total					\$366,106.82	\$296,456.92	\$69,649.92
JCP&L Jersey Central Pwr & Lht	JCPL TL - 230KV	GILBERT STATION TIE LINE	35620 - Clearing, Grading of Land	Non-Unitized	\$1,256.74	\$10.58	\$1,246.16
JCP&L Jersey Central Pwr & Lht	JCPL TL - 230KV	GILBERT STATION TIE LINE	35620 - Clearing, Grading of Land	Non-Unitized	\$1,577.96	\$40.70	\$1,537.26
JCP&L Jersey Central Pwr & Lht	JCPL TL - 230KV	GILBERT STATION TIE LINE	35620 - Clearing, Grading of Land	Site Clearing	\$75,892.19	\$1,975.38	\$73,916.81
GILBERT STATION TIE LINE Total					\$78,726.89	\$2,026.66	\$76,700.23
JCP&L Jersey Central Pwr & Lht	JCPL TL - 230KV	GILBERT SUB to GLEN GARDNER SUB	35620 - Clearing, Grading of Land	Site Clearing	\$101.96	\$101.96	\$0.00
JCP&L Jersey Central Pwr & Lht	JCPL TL - 230KV	GILBERT SUB to GLEN GARDNER SUB	35620 - Clearing, Grading of Land	Site Clearing	\$983.43	\$983.33	\$0.10
JCP&L Jersey Central Pwr & Lht	JCPL TL - 230KV	GILBERT SUB to GLEN GARDNER SUB	35620 - Clearing, Grading of Land	Non-Unitized	\$2,321.54	\$19.55	\$2,301.99
JCP&L Jersey Central Pwr & Lht	JCPL TL - 230KV	GILBERT SUB to GLEN GARDNER SUB	35620 - Clearing, Grading of Land	Non-Unitized	\$2,916.72	\$75.23	\$2,841.49
JCP&L Jersey Central Pwr & Lht	JCPL TL - 230KV	GILBERT SUB to GLEN GARDNER SUB	35620 - Clearing, Grading of Land	Site Clearing	\$15,943.52	\$15,281.42	\$662.10
JCP&L Jersey Central Pwr & Lht	JCPL TL - 230KV	GILBERT SUB to GLEN GARDNER SUB	35620 - Clearing, Grading of Land	Site Clearing	\$18,690.14	\$18,690.14	\$0.00
JCP&L Jersey Central Pwr & Lht	JCPL TL - 230KV	GILBERT SUB to GLEN GARDNER SUB	35620 - Clearing, Grading of Land	Site Clearing	\$43,469.20	\$40,495.96	\$2,973.24
JCP&L Jersey Central Pwr & Lht	JCPL TL - 230KV	GILBERT SUB to GLEN GARDNER SUB	35620 - Clearing, Grading of Land	Site Clearing	\$69,992.72	\$67,608.83	\$2,383.89
JCP&L Jersey Central Pwr & Lht	JCPL TL - 230KV	GILBERT SUB to GLEN GARDNER SUB	35620 - Clearing, Grading of Land	Site Clearing	\$79,610.11	\$2,071.28	\$77,538.83
GILBERT SUB to GLEN GARDNER SUB Total					\$234,029.34	\$145,327.70	\$88,701.64
JCP&L Jersey Central Pwr & Lht	JCPL TL - 230KV	GILBERT to HOSENSACK NJ	35620 - Clearing, Grading of Land	Non-Unitized	\$1,256.74	\$10.58	\$1,246.16
JCP&L Jersey Central Pwr & Lht	JCPL TL - 230KV	GILBERT to HOSENSACK NJ	35620 - Clearing, Grading of Land	Non-Unitized	\$1,577.96	\$40.70	\$1,537.26
JCP&L Jersey Central Pwr & Lht	JCPL TL - 230KV	GILBERT to HOSENSACK NJ	35620 - Clearing, Grading of Land	Site Clearing	\$75,892.19	\$1,975.38	\$73,916.81
GILBERT to HOSENSACK NJ Total					\$78,726.89	\$2,026.66	\$76,700.23
JCP&L Jersey Central Pwr & Lht	JCPL TL - 230KV	GILBERT to MARTINS CRK	35620 - Clearing, Grading of Land	Site Clearing	\$984.25	\$8.32	\$975.93
JCP&L Jersey Central Pwr & Lht	JCPL TL - 230KV	GILBERT to MARTINS CRK	35620 - Clearing, Grading of Land	Non-Unitized	\$1,342.47	\$34.63	\$1,307.84
JCP&L Jersey Central Pwr & Lht	JCPL TL - 230KV	GILBERT to MARTINS CRK	35620 - Clearing, Grading of Land	Non-Unitized	\$3,558.51	\$30.02	\$3,528.49
JCP&L Jersey Central Pwr & Lht	JCPL TL - 230KV	GILBERT to MARTINS CRK	35620 - Clearing, Grading of Land	Site Clearing	\$75,238.21	\$1,958.51	\$73,279.70
JCP&L Jersey Central Pwr & Lht	JCPL TL - 230KV	GILBERT to MARTINS CRK	35620 - Clearing, Grading of Land	Site Clearing	\$166,612.11	\$109,384.10	\$57,228.01
GILBERT to MARTINS CRK Total					\$247,735.55	\$111,415.58	\$136,319.97
JCP&L Jersey Central Pwr & Lht	JCPL TL - 230KV	GLEN GARDNER SUB to CHESTER SUB	35620 - Clearing, Grading of Land	Non-Unitized	\$963.52	\$8.12	\$955.40
JCP&L Jersey Central Pwr & Lht	JCPL TL - 230KV	GLEN GARDNER SUB to CHESTER SUB	35620 - Clearing, Grading of Land	Non-Unitized	\$1,209.29	\$31.19	\$1,178.10
JCP&L Jersey Central Pwr & Lht	JCPL TL - 230KV	GLEN GARDNER SUB to CHESTER SUB	35620 - Clearing, Grading of Land	Site Clearing	\$6,781.75	\$5,715.03	\$1,066.72

Company	Major Location	Asset Location	Utility Account	Asset Retirement Unit	Book Cost	Allocated Reserve	Net Book Value
JCP&L Jersey Central Pwr & Lht	JCPL TL - 230KV	GLEN GARDNER SUB to CHESTER SUB	35620 - Clearing, Grading of Land	Site Clearing	\$10,236.76	\$9,192.46	\$1,044.30
JCP&L Jersey Central Pwr & Lht	JCPL TL - 230KV	GLEN GARDNER SUB to CHESTER SUB	35620 - Clearing, Grading of Land	Site Clearing	\$17,421.28	\$17,421.28	\$0.00
JCP&L Jersey Central Pwr & Lht	JCPL TL - 230KV	GLEN GARDNER SUB to CHESTER SUB	35620 - Clearing, Grading of Land	Site Clearing	\$74,868.33	\$1,948.97	\$72,919.36
		GLEN GARDNER SUB to CHESTER SUB Total			\$111,480.93	\$34,317.05	\$77,163.88
JCP&L Jersey Central Pwr & Lht	JCPL TL - 230KV	GLEN GARDNER to WHIPPANY-MORRISTOWN	35620 - Clearing, Grading of Land	Non-Unitized	\$1,577.96	\$40.70	\$1,537.26
JCP&L Jersey Central Pwr & Lht	JCPL TL - 230KV	GLEN GARDNER to WHIPPANY-MORRISTOWN	35620 - Clearing, Grading of Land	Site Clearing	\$11,621.73	\$8,803.54	\$2,818.19
JCP&L Jersey Central Pwr & Lht	JCPL TL - 230KV	GLEN GARDNER to WHIPPANY-MORRISTOWN	35620 - Clearing, Grading of Land	Site Clearing	\$13,636.07	\$115.22	\$13,520.85
JCP&L Jersey Central Pwr & Lht	JCPL TL - 230KV	GLEN GARDNER to WHIPPANY-MORRISTOWN	35620 - Clearing, Grading of Land	Non-Unitized	\$25,496.94	\$215.41	\$25,281.53
JCP&L Jersey Central Pwr & Lht	JCPL TL - 230KV	GLEN GARDNER to WHIPPANY-MORRISTOWN	35620 - Clearing, Grading of Land	Site Clearing	\$75,892.19	\$1,975.38	\$73,916.81
		GLEN GARDNER to WHIPPANY-MORRISTOWN Total			\$128,224.89	\$11,150.25	\$117,074.64
JCP&L Jersey Central Pwr & Lht	JCPL TL - 115KV	HOLLAND to BETHLEHEM	35620 - Clearing, Grading of Land	Non-Unitized	\$1.72	\$0.01	\$1.71
JCP&L Jersey Central Pwr & Lht	JCPL TL - 115KV	HOLLAND to BETHLEHEM	35620 - Clearing, Grading of Land	Site Clearing	\$71,509.97	\$1,862.35	\$69,647.62
		HOLLAND to BETHLEHEM Total			\$71,511.69	\$1,862.36	\$69,649.33
JCP&L Jersey Central Pwr & Lht	JCPL TL - 230KV	J.C. PORTLAND to WHIPPANY	35620 - Clearing, Grading of Land	Non-Unitized	\$1,256.74	\$10.58	\$1,246.16
JCP&L Jersey Central Pwr & Lht	JCPL TL - 230KV	J.C. PORTLAND to WHIPPANY	35620 - Clearing, Grading of Land	Non-Unitized	\$1,577.96	\$40.70	\$1,537.26
JCP&L Jersey Central Pwr & Lht	JCPL TL - 230KV	J.C. PORTLAND to WHIPPANY	35620 - Clearing, Grading of Land	Site Clearing	\$75,892.19	\$1,975.38	\$73,916.81
		J.C. PORTLAND to WHIPPANY Total			\$78,726.89	\$2,026.66	\$76,700.23
JCP&L Jersey Central Pwr & Lht	JCPL DIST LINES	JCPL DISTRIBUTION LINES	35620 - Clearing, Grading of Land	Non-Unitized	\$987.44	\$25.47	\$961.97
JCP&L Jersey Central Pwr & Lht	JCPL DIST LINES	JCPL DISTRIBUTION LINES	35620 - Clearing, Grading of Land	Non-Unitized	\$12,252.96	\$103.20	\$12,149.76
		JCPL DISTRIBUTION LINES Total			\$13,240.40	\$128.67	\$13,111.73
JCP&L Jersey Central Pwr & Lht	JCPL TL - 34KV	JCPL TL - 34KV	35620 - Clearing, Grading of Land	Non-Unitized	(\$19,521.78)	(\$501.72)	(\$19,020.06)
JCP&L Jersey Central Pwr & Lht	JCPL TL - 34KV	JCPL TL - 34KV	35620 - Clearing, Grading of Land	Site Clearing	\$37.21	\$37.21	\$0.00
JCP&L Jersey Central Pwr & Lht	JCPL TL - 34KV	JCPL TL - 34KV	35620 - Clearing, Grading of Land	Site Clearing	\$51.32	\$51.32	\$0.00
JCP&L Jersey Central Pwr & Lht	JCPL TL - 34KV	JCPL TL - 34KV	35620 - Clearing, Grading of Land	Site Clearing	\$89.81	\$89.81	\$0.00
JCP&L Jersey Central Pwr & Lht	JCPL TL - 34KV	JCPL TL - 34KV	35620 - Clearing, Grading of Land	Site Clearing	\$91.80	\$91.80	\$0.00
JCP&L Jersey Central Pwr & Lht	JCPL TL - 34KV	JCPL TL - 34KV	35620 - Clearing, Grading of Land	Site Clearing	\$429.54	\$429.54	\$0.00
JCP&L Jersey Central Pwr & Lht	JCPL TL - 34KV	JCPL TL - 34KV	35620 - Clearing, Grading of Land	Site Clearing	\$429.80	\$429.80	\$0.00
JCP&L Jersey Central Pwr & Lht	JCPL TL - 34KV	JCPL TL - 34KV	35620 - Clearing, Grading of Land	Site Clearing	\$454.18	\$454.18	\$0.00
JCP&L Jersey Central Pwr & Lht	JCPL TL - 34KV	JCPL TL - 34KV	35620 - Clearing, Grading of Land	Site Clearing	\$881.14	\$881.14	\$0.00
JCP&L Jersey Central Pwr & Lht	JCPL TL - 34KV	JCPL TL - 34KV	35620 - Clearing, Grading of Land	Site Clearing	\$1,018.18	\$1,018.18	\$0.00
JCP&L Jersey Central Pwr & Lht	JCPL TL - 34KV	JCPL TL - 34KV	35620 - Clearing, Grading of Land	Site Clearing	\$1,041.79	\$1,041.79	\$0.00
JCP&L Jersey Central Pwr & Lht	JCPL TL - 34KV	JCPL TL - 34KV	35620 - Clearing, Grading of Land	Site Clearing	\$1,256.05	\$1,256.05	\$0.00
JCP&L Jersey Central Pwr & Lht	JCPL TL - 34KV	JCPL TL - 34KV	35620 - Clearing, Grading of Land	Site Clearing	\$2,249.89	\$2,249.89	\$0.00
JCP&L Jersey Central Pwr & Lht	JCPL TL - 34KV	JCPL TL - 34KV	35620 - Clearing, Grading of Land	Non-Unitized	\$2,464.50	\$486.41	\$1,978.09
JCP&L Jersey Central Pwr & Lht	JCPL TL - 34KV	JCPL TL - 34KV	35620 - Clearing, Grading of Land	Site Clearing	\$2,816.02	\$2,816.02	\$0.00
JCP&L Jersey Central Pwr & Lht	JCPL TL - 34KV	JCPL TL - 34KV	35620 - Clearing, Grading of Land	Site Clearing	\$3,694.72	\$3,694.72	\$0.00
JCP&L Jersey Central Pwr & Lht	JCPL TL - 34KV	JCPL TL - 34KV	35620 - Clearing, Grading of Land	Site Clearing	\$5,695.20	\$5,695.20	\$0.00
JCP&L Jersey Central Pwr & Lht	JCPL TL - 34KV	JCPL TL - 34KV	35620 - Clearing, Grading of Land	Site Clearing	\$5,968.47	\$5,968.47	\$0.00
JCP&L Jersey Central Pwr & Lht	JCPL TL - 34KV	JCPL TL - 34KV	35620 - Clearing, Grading of Land	Site Clearing	\$6,195.56	\$6,195.56	\$0.00
JCP&L Jersey Central Pwr & Lht	JCPL TL - 34KV	JCPL TL - 34KV	35620 - Clearing, Grading of Land	Site Clearing	\$6,358.82	\$2,693.80	\$3,665.02
JCP&L Jersey Central Pwr & Lht	JCPL TL - 34KV	JCPL TL - 34KV	35620 - Clearing, Grading of Land	Site Clearing	\$7,259.80	\$7,259.80	\$0.00
JCP&L Jersey Central Pwr & Lht	JCPL TL - 34KV	JCPL TL - 34KV	35620 - Clearing, Grading of Land	Site Clearing	\$7,440.64	\$7,440.64	\$0.00
JCP&L Jersey Central Pwr & Lht	JCPL TL - 34KV	JCPL TL - 34KV	35620 - Clearing, Grading of Land	Site Clearing	\$7,632.52	\$7,632.52	\$0.00
JCP&L Jersey Central Pwr & Lht	JCPL TL - 34KV	JCPL TL - 34KV	35620 - Clearing, Grading of Land	Site Clearing	\$9,103.24	\$9,103.24	\$0.00
JCP&L Jersey Central Pwr & Lht	JCPL TL - 34KV	JCPL TL - 34KV	35620 - Clearing, Grading of Land	Site Clearing	\$10,947.25	\$10,947.25	\$0.00
JCP&L Jersey Central Pwr & Lht	JCPL TL - 34KV	JCPL TL - 34KV	35620 - Clearing, Grading of Land	Site Clearing	\$11,293.10	\$5,330.85	\$5,962.25
JCP&L Jersey Central Pwr & Lht	JCPL TL - 34KV	JCPL TL - 34KV	35620 - Clearing, Grading of Land	Non-Unitized	\$12,969.85	\$577.80	\$12,392.05
JCP&L Jersey Central Pwr & Lht	JCPL TL - 34KV	JCPL TL - 34KV	35620 - Clearing, Grading of Land	Non-Unitized	\$13,848.51	\$885.61	\$12,962.90
JCP&L Jersey Central Pwr & Lht	JCPL TL - 34KV	JCPL TL - 34KV	35620 - Clearing, Grading of Land	Site Clearing	\$15,058.54	\$15,058.54	\$0.00
JCP&L Jersey Central Pwr & Lht	JCPL TL - 34KV	JCPL TL - 34KV	35620 - Clearing, Grading of Land	Site Clearing	\$17,213.37	\$13,661.21	\$3,552.16
JCP&L Jersey Central Pwr & Lht	JCPL TL - 34KV	JCPL TL - 34KV	35620 - Clearing, Grading of Land	Site Clearing	\$18,113.85	\$18,113.85	\$0.00
JCP&L Jersey Central Pwr & Lht	JCPL TL - 34KV	JCPL TL - 34KV	35620 - Clearing, Grading of Land	Site Clearing	\$27,097.83	\$19,478.72	\$7,619.11
JCP&L Jersey Central Pwr & Lht	JCPL TL - 34KV	JCPL TL - 34KV	35620 - Clearing, Grading of Land	Site Clearing	\$35,092.60	\$29,572.81	\$5,519.79
JCP&L Jersey Central Pwr & Lht	JCPL TL - 34KV	JCPL TL - 34KV	35620 - Clearing, Grading of Land	Site Clearing	\$35,459.06	\$35,459.06	\$0.00
JCP&L Jersey Central Pwr & Lht	JCPL TL - 34KV	JCPL TL - 34KV	35620 - Clearing, Grading of Land	Site Clearing	\$36,930.54	\$31,672.89	\$5,257.65
JCP&L Jersey Central Pwr & Lht	JCPL TL - 34KV	JCPL TL - 34KV	35620 - Clearing, Grading of Land	Site Clearing	\$43,923.08	\$43,923.08	\$0.00
JCP&L Jersey Central Pwr & Lht	JCPL TL - 34KV	JCPL TL - 34KV	35620 - Clearing, Grading of Land	Site Clearing	\$44,781.39	\$44,263.75	\$517.64
JCP&L Jersey Central Pwr & Lht	JCPL TL - 34KV	JCPL TL - 34KV	35620 - Clearing, Grading of Land	Site Clearing	\$46,033.52	\$46,033.52	\$0.00

Company	Major Location	Asset Location	Utility Account	Asset Retirement Unit	Book Cost	Allocated Reserve	Net Book Value
JCP&L Jersey Central Pwr & Lht	JCPL TL - 34KV	JCPL TL - 34KV	35620 - Clearing, Grading of Land	Site Clearing	\$53,579.07	\$35,175.70	\$18,403.37
JCP&L Jersey Central Pwr & Lht	JCPL TL - 34KV	JCPL TL - 34KV	35620 - Clearing, Grading of Land	Site Clearing	\$55,377.46	\$33,918.70	\$21,458.76
JCP&L Jersey Central Pwr & Lht	JCPL TL - 34KV	JCPL TL - 34KV	35620 - Clearing, Grading of Land	Site Clearing	\$56,278.03	\$42,630.98	\$13,647.05
JCP&L Jersey Central Pwr & Lht	JCPL TL - 34KV	JCPL TL - 34KV	35620 - Clearing, Grading of Land	Site Clearing	\$63,452.87	\$63,452.87	\$0.00
JCP&L Jersey Central Pwr & Lht	JCPL TL - 34KV	JCPL TL - 34KV	35620 - Clearing, Grading of Land	Site Clearing	\$64,407.54	\$28,847.01	\$35,560.53
JCP&L Jersey Central Pwr & Lht	JCPL TL - 34KV	JCPL TL - 34KV	35620 - Clearing, Grading of Land	Site Clearing	\$78,490.98	\$60,901.38	\$17,589.60
JCP&L Jersey Central Pwr & Lht	JCPL TL - 34KV	JCPL TL - 34KV	35620 - Clearing, Grading of Land	Site Clearing	\$81,792.36	\$72,409.06	\$9,383.30
JCP&L Jersey Central Pwr & Lht	JCPL TL - 34KV	JCPL TL - 34KV	35620 - Clearing, Grading of Land	Site Clearing	\$86,635.85	\$71,652.90	\$14,982.95
JCP&L Jersey Central Pwr & Lht	JCPL TL - 34KV	JCPL TL - 34KV	35620 - Clearing, Grading of Land	Site Clearing	\$86,789.12	\$86,789.12	\$0.00
JCP&L Jersey Central Pwr & Lht	JCPL TL - 34KV	JCPL TL - 34KV	35620 - Clearing, Grading of Land	Site Clearing	\$90,626.00	\$63,311.46	\$27,314.54
JCP&L Jersey Central Pwr & Lht	JCPL TL - 34KV	JCPL TL - 34KV	35620 - Clearing, Grading of Land	Site Clearing	\$92,979.03	\$63,023.10	\$29,955.93
JCP&L Jersey Central Pwr & Lht	JCPL TL - 34KV	JCPL TL - 34KV	35620 - Clearing, Grading of Land	Site Clearing	\$102,472.21	\$102,472.21	\$0.00
JCP&L Jersey Central Pwr & Lht	JCPL TL - 34KV	JCPL TL - 34KV	35620 - Clearing, Grading of Land	Site Clearing	\$108,203.91	\$94,335.08	\$13,868.83
JCP&L Jersey Central Pwr & Lht	JCPL TL - 34KV	JCPL TL - 34KV	35620 - Clearing, Grading of Land	Site Clearing	\$110,294.69	\$89,415.61	\$20,879.08
JCP&L Jersey Central Pwr & Lht	JCPL TL - 34KV	JCPL TL - 34KV	35620 - Clearing, Grading of Land	Site Clearing	\$111,506.22	\$111,408.16	\$98.06
JCP&L Jersey Central Pwr & Lht	JCPL TL - 34KV	JCPL TL - 34KV	35620 - Clearing, Grading of Land	Site Clearing	\$114,014.46	\$16,930.42	\$97,084.04
JCP&L Jersey Central Pwr & Lht	JCPL TL - 34KV	JCPL TL - 34KV	35620 - Clearing, Grading of Land	Site Clearing	\$120,524.72	\$118,586.55	\$1,938.17
JCP&L Jersey Central Pwr & Lht	JCPL TL - 34KV	JCPL TL - 34KV	35620 - Clearing, Grading of Land	Site Clearing	\$129,680.15	\$45,497.97	\$84,182.18
JCP&L Jersey Central Pwr & Lht	JCPL TL - 34KV	JCPL TL - 34KV	35620 - Clearing, Grading of Land	Site Clearing	\$135,997.49	\$123,749.75	\$12,247.74
JCP&L Jersey Central Pwr & Lht	JCPL TL - 34KV	JCPL TL - 34KV	35620 - Clearing, Grading of Land	Site Clearing	\$148,140.73	\$148,126.15	\$14.58
JCP&L Jersey Central Pwr & Lht	JCPL TL - 34KV	JCPL TL - 34KV	35620 - Clearing, Grading of Land	Site Clearing	\$148,903.09	\$148,541.80	\$361.29
JCP&L Jersey Central Pwr & Lht	JCPL TL - 34KV	JCPL TL - 34KV	35620 - Clearing, Grading of Land	Site Clearing	\$152,914.32	\$142,455.15	\$10,459.17
JCP&L Jersey Central Pwr & Lht	JCPL TL - 34KV	JCPL TL - 34KV	35620 - Clearing, Grading of Land	Site Clearing	\$153,881.68	\$61,451.62	\$92,430.06
JCP&L Jersey Central Pwr & Lht	JCPL TL - 34KV	JCPL TL - 34KV	35620 - Clearing, Grading of Land	Site Clearing	\$154,133.35	\$152,935.19	\$1,198.16
JCP&L Jersey Central Pwr & Lht	JCPL TL - 34KV	JCPL TL - 34KV	35620 - Clearing, Grading of Land	Site Clearing	\$162,145.58	\$145,604.29	\$16,541.29
JCP&L Jersey Central Pwr & Lht	JCPL TL - 34KV	JCPL TL - 34KV	35620 - Clearing, Grading of Land	Site Clearing	\$163,749.33	\$103,937.18	\$59,812.15
JCP&L Jersey Central Pwr & Lht	JCPL TL - 34KV	JCPL TL - 34KV	35620 - Clearing, Grading of Land	Site Clearing	\$193,303.33	\$188,020.33	\$5,283.00
JCP&L Jersey Central Pwr & Lht	JCPL TL - 34KV	JCPL TL - 34KV	35620 - Clearing, Grading of Land	Site Clearing	\$197,305.89	\$111,843.09	\$85,462.80
JCP&L Jersey Central Pwr & Lht	JCPL TL - 34KV	JCPL TL - 34KV	35620 - Clearing, Grading of Land	Site Clearing	\$206,592.15	\$190,301.72	\$16,290.43
JCP&L Jersey Central Pwr & Lht	JCPL TL - 34KV	JCPL TL - 34KV	35620 - Clearing, Grading of Land	Site Clearing	\$213,604.01	\$204,733.53	\$8,870.48
JCP&L Jersey Central Pwr & Lht	JCPL TL - 34KV	JCPL TL - 34KV	35620 - Clearing, Grading of Land	Site Clearing	\$243,898.39	\$132,563.81	\$111,334.58
JCP&L Jersey Central Pwr & Lht	JCPL TL - 34KV	JCPL TL - 34KV	35620 - Clearing, Grading of Land	Site Clearing	\$254,430.61	\$245,764.91	\$8,665.70
JCP&L Jersey Central Pwr & Lht	JCPL TL - 34KV	JCPL TL - 34KV	35620 - Clearing, Grading of Land	Site Clearing	\$256,628.56	\$251,152.63	\$5,475.93
JCP&L Jersey Central Pwr & Lht	JCPL TL - 34KV	JCPL TL - 34KV	35620 - Clearing, Grading of Land	Site Clearing	\$259,127.92	\$128,545.80	\$130,582.12
JCP&L Jersey Central Pwr & Lht	JCPL TL - 34KV	JCPL TL - 34KV	35620 - Clearing, Grading of Land	Site Clearing	\$265,151.02	\$137,855.15	\$127,295.87
JCP&L Jersey Central Pwr & Lht	JCPL TL - 34KV	JCPL TL - 34KV	35620 - Clearing, Grading of Land	Site Clearing	\$278,686.44	\$164,385.65	\$114,300.79
JCP&L Jersey Central Pwr & Lht	JCPL TL - 34KV	JCPL TL - 34KV	35620 - Clearing, Grading of Land	Non-Unitized	\$281,624.65	\$2,371.93	\$279,252.72
JCP&L Jersey Central Pwr & Lht	JCPL TL - 34KV	JCPL TL - 34KV	35620 - Clearing, Grading of Land	Site Clearing	\$281,745.38	\$267,731.78	\$14,013.60
JCP&L Jersey Central Pwr & Lht	JCPL TL - 34KV	JCPL TL - 34KV	35620 - Clearing, Grading of Land	Site Clearing	\$294,686.16	\$277,389.65	\$17,296.51
JCP&L Jersey Central Pwr & Lht	JCPL TL - 34KV	JCPL TL - 34KV	35620 - Clearing, Grading of Land	Site Clearing	\$299,681.77	\$298,265.09	\$1,416.68
JCP&L Jersey Central Pwr & Lht	JCPL TL - 34KV	JCPL TL - 34KV	35620 - Clearing, Grading of Land	Site Clearing	\$325,024.21	\$39,784.93	\$285,239.28
JCP&L Jersey Central Pwr & Lht	JCPL TL - 34KV	JCPL TL - 34KV	35620 - Clearing, Grading of Land	Site Clearing	\$357,766.20	\$99,832.93	\$257,933.27
JCP&L Jersey Central Pwr & Lht	JCPL TL - 34KV	JCPL TL - 34KV	35620 - Clearing, Grading of Land	Site Clearing	\$531,264.02	\$43,586.42	\$487,677.60
JCP&L Jersey Central Pwr & Lht	JCPL TL - 34KV	JCPL TL - 34KV	35620 - Clearing, Grading of Land	Site Clearing	\$836,564.66	\$85,329.14	\$751,235.52
JCP&L Jersey Central Pwr & Lht	JCPL TL - 34KV	JCPL TL - 34KV	35620 - Clearing, Grading of Land	Site Clearing	\$888,446.58	\$656,094.45	\$232,352.13
JCP&L Jersey Central Pwr & Lht	JCPL TL - 34KV	JCPL TL - 34KV	35620 - Clearing, Grading of Land	Site Clearing	\$1,205,125.03	\$76,830.45	\$1,128,294.58
JCP&L Jersey Central Pwr & Lht	JCPL TL - 34KV	JCPL TL - 34KV	35620 - Clearing, Grading of Land	Site Clearing	\$2,966,670.81	\$76,521.21	\$2,890,149.60
JCP&L Jersey Central Pwr & Lht	JCPL TL - 34KV	JCPL TL - 34KV	35620 - Clearing, Grading of Land	Site Clearing	\$7,719,506.28	\$65,016.15	\$7,654,490.13
		JCPL TL - 34KV Total			\$21,605,705.22	\$6,352,974.47	\$15,252,730.75
JCP&L Jersey Central Pwr & Lht	JCPL TL - 69KV	JCPL TL - 69KV	35620 - Clearing, Grading of Land	Non-Unitized	\$15.97	\$0.13	\$15.84
JCP&L Jersey Central Pwr & Lht	JCPL TL - 69KV	JCPL TL - 69KV	35620 - Clearing, Grading of Land	Site Clearing	\$22.29	\$22.29	\$0.00
JCP&L Jersey Central Pwr & Lht	JCPL TL - 69KV	JCPL TL - 69KV	35620 - Clearing, Grading of Land	Site Clearing	\$5,548.29	\$5,548.29	\$0.00
JCP&L Jersey Central Pwr & Lht	JCPL TL - 69KV	JCPL TL - 69KV	35620 - Clearing, Grading of Land	Site Clearing	\$19,132.25	\$19,132.25	\$0.00
JCP&L Jersey Central Pwr & Lht	JCPL TL - 69KV	JCPL TL - 69KV	35620 - Clearing, Grading of Land	Site Clearing	\$288,083.47	\$43,160.01	\$244,923.46
JCP&L Jersey Central Pwr & Lht	JCPL TL - 69KV	JCPL TL - 69KV	35620 - Clearing, Grading of Land	Site Clearing	\$549,038.58	\$46,239.82	\$502,798.76
JCP&L Jersey Central Pwr & Lht	JCPL TL - 69KV	JCPL TL - 69KV	35620 - Clearing, Grading of Land	Site Clearing	\$793,499.04	\$100,965.17	\$692,533.87
JCP&L Jersey Central Pwr & Lht	JCPL TL - 69KV	JCPL TL - 69KV	35620 - Clearing, Grading of Land	Site Clearing	\$1,223,405.21	\$128,859.06	\$1,094,546.15
		JCPL TL - 69KV Total			\$2,878,745.10	\$343,927.02	\$2,534,818.08

Company	Major Location	Asset Location	Utility Account	Asset Retirement Unit	Book Cost	Allocated Reserve	Net Book Value
JCP&L Jersey Central Pwr & Lht	JCPL TL - 500KV	JERSEYVILLE to FREEHOLD LINE	35620 - Clearing, Grading of Land	Non-Unitized	\$1.72	\$0.01	\$1.71
JCP&L Jersey Central Pwr & Lht	JCPL TL - 500KV	JERSEYVILLE to FREEHOLD LINE	35620 - Clearing, Grading of Land	Site Clearing	\$71,509.97	\$1,862.35	\$69,647.62
		JERSEYVILLE to FREEHOLD LINE Total			\$71,511.69	\$1,862.36	\$69,649.33
JCP&L Jersey Central Pwr & Lht	JCPL TL - 230KV	KITTATINNY to MONTVILLE TAP to TWR 75-2085	35620 - Clearing, Grading of Land	Non-Unitized	\$1,774.10	\$45.76	\$1,728.34
JCP&L Jersey Central Pwr & Lht	JCPL TL - 230KV	KITTATINNY to MONTVILLE TAP to TWR 75-2085	35620 - Clearing, Grading of Land	Site Clearing	\$57,495.36	\$485.82	\$57,009.54
JCP&L Jersey Central Pwr & Lht	JCPL TL - 230KV	KITTATINNY to MONTVILLE TAP to TWR 75-2085	35620 - Clearing, Grading of Land	Site Clearing	\$76,436.90	\$1,989.43	\$74,447.47
JCP&L Jersey Central Pwr & Lht	JCPL TL - 230KV	KITTATINNY to MONTVILLE TAP to TWR 75-2085	35620 - Clearing, Grading of Land	Non-Unitized	\$103,619.68	\$875.51	\$102,744.17
JCP&L Jersey Central Pwr & Lht	JCPL TL - 230KV	KITTATINNY to MONTVILLE TAP to TWR 75-2085	35620 - Clearing, Grading of Land	Site Clearing	\$143,377.26	\$84,572.34	\$58,804.92
		KITTATINNY to MONTVILLE TAP to TWR 75-2085 Total			\$382,703.30	\$87,968.86	\$294,734.44
JCP&L Jersey Central Pwr & Lht	JCPL TL - 230KV	LARRABEE to COOKSTOWN	35620 - Clearing, Grading of Land	Site Clearing	\$42.80	\$37.89	\$4.91
JCP&L Jersey Central Pwr & Lht	JCPL TL - 230KV	LARRABEE to COOKSTOWN	35620 - Clearing, Grading of Land	Non-Unitized	\$1,577.96	\$40.70	\$1,537.26
JCP&L Jersey Central Pwr & Lht	JCPL TL - 230KV	LARRABEE to COOKSTOWN	35620 - Clearing, Grading of Land	Site Clearing	\$4,532.79	\$4,124.57	\$408.22
JCP&L Jersey Central Pwr & Lht	JCPL TL - 230KV	LARRABEE to COOKSTOWN	35620 - Clearing, Grading of Land	Site Clearing	\$7,002.22	\$59.17	\$6,943.05
JCP&L Jersey Central Pwr & Lht	JCPL TL - 230KV	LARRABEE to COOKSTOWN	35620 - Clearing, Grading of Land	Site Clearing	\$11,832.59	\$10,625.49	\$1,207.10
JCP&L Jersey Central Pwr & Lht	JCPL TL - 230KV	LARRABEE to COOKSTOWN	35620 - Clearing, Grading of Land	Non-Unitized	\$13,995.08	\$118.21	\$13,876.87
JCP&L Jersey Central Pwr & Lht	JCPL TL - 230KV	LARRABEE to COOKSTOWN	35620 - Clearing, Grading of Land	Site Clearing	\$59,897.65	\$55,174.53	\$4,723.12
JCP&L Jersey Central Pwr & Lht	JCPL TL - 230KV	LARRABEE to COOKSTOWN	35620 - Clearing, Grading of Land	Site Clearing	\$75,892.19	\$1,975.38	\$73,916.81
		LARRABEE to COOKSTOWN Total			\$174,773.28	\$72,155.94	\$102,617.34
JCP&L Jersey Central Pwr & Lht	JCPL TL - 230KV	LARRABEE to MANITOU	35620 - Clearing, Grading of Land	Non-Unitized	\$1,577.96	\$40.70	\$1,537.26
JCP&L Jersey Central Pwr & Lht	JCPL TL - 230KV	LARRABEE to MANITOU	35620 - Clearing, Grading of Land	Site Clearing	\$1,834.34	\$1,689.70	\$144.64
JCP&L Jersey Central Pwr & Lht	JCPL TL - 230KV	LARRABEE to MANITOU	35620 - Clearing, Grading of Land	Site Clearing	\$2,473.80	\$2,221.44	\$252.36
JCP&L Jersey Central Pwr & Lht	JCPL TL - 230KV	LARRABEE to MANITOU	35620 - Clearing, Grading of Land	Site Clearing	\$3,962.91	\$3,691.85	\$271.06
JCP&L Jersey Central Pwr & Lht	JCPL TL - 230KV	LARRABEE to MANITOU	35620 - Clearing, Grading of Land	Site Clearing	\$6,079.22	\$5,949.50	\$129.72
JCP&L Jersey Central Pwr & Lht	JCPL TL - 230KV	LARRABEE to MANITOU	35620 - Clearing, Grading of Land	Site Clearing	\$28,372.51	\$26,707.19	\$1,665.32
JCP&L Jersey Central Pwr & Lht	JCPL TL - 230KV	LARRABEE to MANITOU	35620 - Clearing, Grading of Land	Site Clearing	\$45,483.93	\$43,221.63	\$2,262.30
JCP&L Jersey Central Pwr & Lht	JCPL TL - 230KV	LARRABEE to MANITOU	35620 - Clearing, Grading of Land	Site Clearing	\$74,919.00	\$633.04	\$74,285.96
JCP&L Jersey Central Pwr & Lht	JCPL TL - 230KV	LARRABEE to MANITOU	35620 - Clearing, Grading of Land	Site Clearing	\$75,892.19	\$1,975.38	\$73,916.81
JCP&L Jersey Central Pwr & Lht	JCPL TL - 230KV	LARRABEE to MANITOU	35620 - Clearing, Grading of Land	Site Clearing	\$82,553.47	\$79,125.22	\$3,428.25
JCP&L Jersey Central Pwr & Lht	JCPL TL - 230KV	LARRABEE to MANITOU	35620 - Clearing, Grading of Land	Non-Unitized	\$134,436.92	\$1,135.91	\$133,301.01
		LARRABEE to MANITOU Total			\$457,586.25	\$166,391.56	\$291,194.69
JCP&L Jersey Central Pwr & Lht	JCPL TL - 230KV	LARRABEE to PLEASANT VALLEY to MONMOUTH COUNTY RECLAMATION CENTER	35620 - Clearing, Grading of Land	Site Clearing	\$254.43	\$234.37	\$20.06
JCP&L Jersey Central Pwr & Lht	JCPL TL - 230KV	LARRABEE to PLEASANT VALLEY to MONMOUTH COUNTY RECLAMATION CENTER	35620 - Clearing, Grading of Land	Non-Unitized	\$1,577.96	\$40.70	\$1,537.26
JCP&L Jersey Central Pwr & Lht	JCPL TL - 230KV	LARRABEE to PLEASANT VALLEY to MONMOUTH COUNTY RECLAMATION CENTER	35620 - Clearing, Grading of Land	Site Clearing	\$1,869.12	\$15.79	\$1,853.33
JCP&L Jersey Central Pwr & Lht	JCPL TL - 230KV	LARRABEE to PLEASANT VALLEY to MONMOUTH COUNTY RECLAMATION CENTER	35620 - Clearing, Grading of Land	Site Clearing	\$3,236.62	\$3,015.24	\$221.38
JCP&L Jersey Central Pwr & Lht	JCPL TL - 230KV	LARRABEE to PLEASANT VALLEY to MONMOUTH COUNTY RECLAMATION CENTER	35620 - Clearing, Grading of Land	Non-Unitized	\$4,579.49	\$38.66	\$4,540.83
JCP&L Jersey Central Pwr & Lht	JCPL TL - 230KV	LARRABEE to PLEASANT VALLEY to MONMOUTH COUNTY RECLAMATION CENTER	35620 - Clearing, Grading of Land	Site Clearing	\$5,181.92	\$4,966.73	\$215.19
JCP&L Jersey Central Pwr & Lht	JCPL TL - 230KV	LARRABEE to PLEASANT VALLEY to MONMOUTH COUNTY RECLAMATION CENTER	35620 - Clearing, Grading of Land	Site Clearing	\$13,310.64	\$12,857.29	\$453.35
JCP&L Jersey Central Pwr & Lht	JCPL TL - 230KV	LARRABEE to PLEASANT VALLEY to MONMOUTH COUNTY RECLAMATION CENTER	35620 - Clearing, Grading of Land	Site Clearing	\$30,530.69	\$29,696.28	\$834.41
JCP&L Jersey Central Pwr & Lht	JCPL TL - 230KV	LARRABEE to PLEASANT VALLEY to MONMOUTH COUNTY RECLAMATION CENTER	35620 - Clearing, Grading of Land	Site Clearing	\$42,246.98	\$41,758.64	\$488.34
JCP&L Jersey Central Pwr & Lht	JCPL TL - 230KV	LARRABEE to PLEASANT VALLEY to MONMOUTH COUNTY RECLAMATION CENTER	35620 - Clearing, Grading of Land	Site Clearing	\$75,892.19	\$1,975.38	\$73,916.81
JCP&L Jersey Central Pwr & Lht	JCPL TL - 230KV	LARRABEE to PLEASANT VALLEY to MONMOUTH COUNTY RECLAMATION CENTER	35620 - Clearing, Grading of Land	Site Clearing	\$241,021.18	\$237,145.28	\$3,875.90
		LARRABEE to PLEASANT VALLEY to MONMOUTH COUNTY RECLAMATION CENTER Total			\$419,701.22	\$331,744.36	\$87,956.86
JCP&L Jersey Central Pwr & Lht	JCPL TL - 115KV	LEBANON	35620 - Clearing, Grading of Land	Non-Unitized	\$1.72	\$0.01	\$1.71
JCP&L Jersey Central Pwr & Lht	JCPL TL - 115KV	LEBANON	35620 - Clearing, Grading of Land	Site Clearing	\$71,509.97	\$1,862.35	\$69,647.62
		LEBANON Total			\$71,511.69	\$1,862.36	\$69,649.33
JCP&L Jersey Central Pwr & Lht	JCPL TL - 230KV	MANITOU to OYSTER CREEK	35620 - Clearing, Grading of Land	Non-Unitized	\$3,866.89	\$99.74	\$3,767.15
JCP&L Jersey Central Pwr & Lht	JCPL TL - 230KV	MANITOU to OYSTER CREEK	35620 - Clearing, Grading of Land	Site Clearing	\$6,124.72	\$5,765.23	\$359.49
JCP&L Jersey Central Pwr & Lht	JCPL TL - 230KV	MANITOU to OYSTER CREEK	35620 - Clearing, Grading of Land	Site Clearing	\$9,203.99	\$8,478.23	\$725.76
JCP&L Jersey Central Pwr & Lht	JCPL TL - 230KV	MANITOU to OYSTER CREEK	35620 - Clearing, Grading of Land	Site Clearing	\$10,361.65	\$9,652.92	\$708.73
JCP&L Jersey Central Pwr & Lht	JCPL TL - 230KV	MANITOU to OYSTER CREEK	35620 - Clearing, Grading of Land	Site Clearing	\$71,859.09	\$607.18	\$71,251.91
JCP&L Jersey Central Pwr & Lht	JCPL TL - 230KV	MANITOU to OYSTER CREEK	35620 - Clearing, Grading of Land	Site Clearing	\$82,247.64	\$2,139.31	\$80,108.33
JCP&L Jersey Central Pwr & Lht	JCPL TL - 230KV	MANITOU to OYSTER CREEK	35620 - Clearing, Grading of Land	Non-Unitized	\$130,817.59	\$1,105.28	\$129,712.31
JCP&L Jersey Central Pwr & Lht	JCPL TL - 230KV	MANITOU to OYSTER CREEK	35620 - Clearing, Grading of Land	Site Clearing	\$147,138.20	\$139,819.76	\$7,318.44
		MANITOU to OYSTER CREEK Total			\$461,619.77	\$167,667.65	\$293,952.12
JCP&L Jersey Central Pwr & Lht	JCPL TL - 230KV	MANITOU to WHITING	35620 - Clearing, Grading of Land	Non-Unitized	\$1,577.96	\$40.70	\$1,537.26
JCP&L Jersey Central Pwr & Lht	JCPL TL - 230KV	MANITOU to WHITING	35620 - Clearing, Grading of Land	Site Clearing	\$27,134.97	\$14,748.42	\$12,386.55
JCP&L Jersey Central Pwr & Lht	JCPL TL - 230KV	MANITOU to WHITING	35620 - Clearing, Grading of Land	Site Clearing	\$43,494.90	\$367.52	\$43,127.38
JCP&L Jersey Central Pwr & Lht	JCPL TL - 230KV	MANITOU to WHITING	35620 - Clearing, Grading of Land	Site Clearing	\$75,892.19	\$1,975.38	\$73,916.81

Company	Major Location	Asset Location	Utility Account	Asset Retirement Unit	Book Cost	Allocated Reserve	Net Book Value
JCP&L Jersey Central Pwr & Lht	JCPL TL - 230KV	MANITOU to WHITING	35620 - Clearing, Grading of Land	Non-Unitized	\$78,575.72	\$663.90	\$77,911.82
		MANITOU to WHITING Total			\$226,675.74	\$17,795.92	\$208,879.82
JCP&L Jersey Central Pwr & Lht	JCPL TL - 115KV	MERRILL CREEK TAP	35620 - Clearing, Grading of Land	Non-Unitized	\$1.72	\$0.01	\$1.71
JCP&L Jersey Central Pwr & Lht	JCPL TL - 115KV	MERRILL CREEK TAP	35620 - Clearing, Grading of Land	Site Clearing	\$71,509.97	\$1,862.35	\$69,647.62
		MERRILL CREEK TAP Total			\$71,511.69	\$1,862.36	\$69,649.33
JCP&L Jersey Central Pwr & Lht	JCPL TL - 500KV	NEW FREEDOM to OYSTER CREEK	35620 - Clearing, Grading of Land	Non-Unitized	\$1.72	\$0.01	\$1.71
JCP&L Jersey Central Pwr & Lht	JCPL TL - 500KV	NEW FREEDOM to OYSTER CREEK	35620 - Clearing, Grading of Land	Site Clearing	\$71,509.97	\$1,862.35	\$69,647.62
		NEW FREEDOM to OYSTER CREEK Total			\$71,511.69	\$1,862.36	\$69,649.33
JCP&L Jersey Central Pwr & Lht	JCPL TL - 230KV	NJ STL CO TAP to TOWER 20	35620 - Clearing, Grading of Land	Non-Unitized	\$1,256.74	\$10.58	\$1,246.16
JCP&L Jersey Central Pwr & Lht	JCPL TL - 230KV	NJ STL CO TAP to TOWER 20	35620 - Clearing, Grading of Land	Non-Unitized	\$1,577.96	\$40.70	\$1,537.26
JCP&L Jersey Central Pwr & Lht	JCPL TL - 230KV	NJ STL CO TAP to TOWER 20	35620 - Clearing, Grading of Land	Site Clearing	\$75,892.19	\$1,975.38	\$73,916.81
		NJ STL CO TAP to TOWER 20 Total			\$78,726.89	\$2,026.66	\$76,700.23
JCP&L Jersey Central Pwr & Lht	none	none	35620 - Clearing, Grading of Land	Non-Unitized	(\$4,751,791.00)	(\$50,868.95)	(\$4,700,922.05)
		none Total			(\$4,751,791.00)	(\$50,868.95)	(\$4,700,922.05)
JCP&L Jersey Central Pwr & Lht	JCPL - UNSPECIFIED	NR NJ - Unspecified (JCPL)	35620 - Clearing, Grading of Land	Non-Unitized	\$73.05	\$0.62	\$72.43
JCP&L Jersey Central Pwr & Lht	JCPL - UNSPECIFIED	NR NJ - Unspecified (JCPL)	35620 - Clearing, Grading of Land	Site Clearing	\$14,409.95	\$3,019.07	\$11,390.88
JCP&L Jersey Central Pwr & Lht	JCPL - UNSPECIFIED	NR NJ - Unspecified (JCPL)	35620 - Clearing, Grading of Land	Site Clearing	\$56,379.73	\$8,087.52	\$48,292.21
		NR NJ - Unspecified (JCPL) Total			\$70,862.73	\$11,107.21	\$59,755.52
JCP&L Jersey Central Pwr & Lht	JCPL TL - 230KV	OC 230 SUB to ATLANTIC CITY SUB	35620 - Clearing, Grading of Land	Non-Unitized	\$1,256.74	\$10.58	\$1,246.16
JCP&L Jersey Central Pwr & Lht	JCPL TL - 230KV	OC 230 SUB to ATLANTIC CITY SUB	35620 - Clearing, Grading of Land	Non-Unitized	\$1,577.96	\$40.70	\$1,537.26
JCP&L Jersey Central Pwr & Lht	JCPL TL - 230KV	OC 230 SUB to ATLANTIC CITY SUB	35620 - Clearing, Grading of Land	Site Clearing	\$75,892.19	\$1,975.38	\$73,916.81
		OC 230 SUB to ATLANTIC CITY SUB Total			\$78,726.89	\$2,026.66	\$76,700.23
JCP&L Jersey Central Pwr & Lht	JCPL TL - 230KV	PARLIN 230KV COGEN LOOP	35620 - Clearing, Grading of Land	Non-Unitized	\$1,256.74	\$10.58	\$1,246.16
JCP&L Jersey Central Pwr & Lht	JCPL TL - 230KV	PARLIN 230KV COGEN LOOP	35620 - Clearing, Grading of Land	Non-Unitized	\$1,577.96	\$40.70	\$1,537.26
JCP&L Jersey Central Pwr & Lht	JCPL TL - 230KV	PARLIN 230KV COGEN LOOP	35620 - Clearing, Grading of Land	Site Clearing	\$75,892.19	\$1,975.38	\$73,916.81
		PARLIN 230KV COGEN LOOP Total			\$78,726.89	\$2,026.66	\$76,700.23
JCP&L Jersey Central Pwr & Lht	JCPL TL - 230KV	PORTLAND to FRANKLIN	35620 - Clearing, Grading of Land	Non-Unitized	\$1,256.74	\$10.58	\$1,246.16
JCP&L Jersey Central Pwr & Lht	JCPL TL - 230KV	PORTLAND to FRANKLIN	35620 - Clearing, Grading of Land	Non-Unitized	\$1,577.96	\$40.70	\$1,537.26
JCP&L Jersey Central Pwr & Lht	JCPL TL - 230KV	PORTLAND to FRANKLIN	35620 - Clearing, Grading of Land	Site Clearing	\$75,892.19	\$1,975.38	\$73,916.81
		PORTLAND to FRANKLIN Total			\$78,726.89	\$2,026.66	\$76,700.23
JCP&L Jersey Central Pwr & Lht	JCPL TL - 230KV	PORTLAND to GRAYSTONE to WHIPPANY	35620 - Clearing, Grading of Land	Site Clearing	\$467.61	\$3.95	\$463.66
JCP&L Jersey Central Pwr & Lht	JCPL TL - 230KV	PORTLAND to GRAYSTONE to WHIPPANY	35620 - Clearing, Grading of Land	Non-Unitized	\$1,577.96	\$40.70	\$1,537.26
JCP&L Jersey Central Pwr & Lht	JCPL TL - 230KV	PORTLAND to GRAYSTONE to WHIPPANY	35620 - Clearing, Grading of Land	Site Clearing	\$2,120.18	\$1,995.74	\$124.44
JCP&L Jersey Central Pwr & Lht	JCPL TL - 230KV	PORTLAND to GRAYSTONE to WHIPPANY	35620 - Clearing, Grading of Land	Non-Unitized	\$2,337.26	\$19.71	\$2,317.55
JCP&L Jersey Central Pwr & Lht	JCPL TL - 230KV	PORTLAND to GRAYSTONE to WHIPPANY	35620 - Clearing, Grading of Land	Site Clearing	\$3,718.11	\$3,563.71	\$154.40
JCP&L Jersey Central Pwr & Lht	JCPL TL - 230KV	PORTLAND to GRAYSTONE to WHIPPANY	35620 - Clearing, Grading of Land	Site Clearing	\$5,967.47	\$5,028.83	\$938.64
JCP&L Jersey Central Pwr & Lht	JCPL TL - 230KV	PORTLAND to GRAYSTONE to WHIPPANY	35620 - Clearing, Grading of Land	Site Clearing	\$22,756.80	\$21,981.72	\$775.08
JCP&L Jersey Central Pwr & Lht	JCPL TL - 230KV	PORTLAND to GRAYSTONE to WHIPPANY	35620 - Clearing, Grading of Land	Site Clearing	\$63,539.00	\$61,802.47	\$1,736.53
JCP&L Jersey Central Pwr & Lht	JCPL TL - 230KV	PORTLAND to GRAYSTONE to WHIPPANY	35620 - Clearing, Grading of Land	Site Clearing	\$75,892.19	\$1,975.38	\$73,916.81
JCP&L Jersey Central Pwr & Lht	JCPL TL - 230KV	PORTLAND to GRAYSTONE to WHIPPANY	35620 - Clearing, Grading of Land	Site Clearing	\$256,653.28	\$251,176.82	\$5,476.46
		PORTLAND to GRAYSTONE to WHIPPANY Total			\$435,029.86	\$347,589.03	\$87,440.83
JCP&L Jersey Central Pwr & Lht	JCPL TL - 230KV	PORTLAND to KITTATINNY	35620 - Clearing, Grading of Land	Site Clearing	\$931.29	\$7.87	\$923.42
JCP&L Jersey Central Pwr & Lht	JCPL TL - 230KV	PORTLAND to KITTATINNY	35620 - Clearing, Grading of Land	Non-Unitized	\$1,051.97	\$27.13	\$1,024.84
JCP&L Jersey Central Pwr & Lht	JCPL TL - 230KV	PORTLAND to KITTATINNY	35620 - Clearing, Grading of Land	Non-Unitized	\$2,634.72	\$22.24	\$2,612.48
JCP&L Jersey Central Pwr & Lht	JCPL TL - 230KV	PORTLAND to KITTATINNY	35620 - Clearing, Grading of Land	Site Clearing	\$44,276.12	\$42,437.44	\$1,838.68
JCP&L Jersey Central Pwr & Lht	JCPL TL - 230KV	PORTLAND to KITTATINNY	35620 - Clearing, Grading of Land	Site Clearing	\$74,431.45	\$1,937.70	\$72,493.75
		PORTLAND to KITTATINNY Total			\$123,325.55	\$44,432.38	\$78,893.17
JCP&L Jersey Central Pwr & Lht	JCPL TL - 115KV	RARITAN to LARRABEE	35620 - Clearing, Grading of Land	Site Clearing	\$69.24	\$66.36	\$2.88
JCP&L Jersey Central Pwr & Lht	JCPL TL - 115KV	RARITAN to LARRABEE	35620 - Clearing, Grading of Land	Site Clearing	\$2,720.89	\$2,714.29	\$6.60
JCP&L Jersey Central Pwr & Lht	JCPL TL - 115KV	RARITAN to LARRABEE	35620 - Clearing, Grading of Land	Site Clearing	\$47,544.84	\$47,320.08	\$224.76
JCP&L Jersey Central Pwr & Lht	JCPL TL - 115KV	RARITAN to LARRABEE	35620 - Clearing, Grading of Land	Site Clearing	\$71,509.97	\$1,862.35	\$69,647.62
JCP&L Jersey Central Pwr & Lht	JCPL TL - 115KV	RARITAN to LARRABEE	35620 - Clearing, Grading of Land	Site Clearing	\$188,900.22	\$188,734.11	\$166.11
JCP&L Jersey Central Pwr & Lht	JCPL TL - 115KV	RARITAN to LARRABEE	35620 - Clearing, Grading of Land	Site Clearing	\$205,326.12	\$1,734.94	\$203,591.18
JCP&L Jersey Central Pwr & Lht	JCPL TL - 115KV	RARITAN to LARRABEE	35620 - Clearing, Grading of Land	Non-Unitized	\$365,000.90	\$3,084.13	\$361,916.77
		RARITAN to LARRABEE Total			\$881,072.18	\$245,516.26	\$635,555.92
JCP&L Jersey Central Pwr & Lht	JCPL TL - 230KV	RARITAN TRAINOR	35620 - Clearing, Grading of Land	Site Clearing	\$70.97	\$69.46	\$1.51
JCP&L Jersey Central Pwr & Lht	JCPL TL - 230KV	RARITAN TRAINOR	35620 - Clearing, Grading of Land	Non-Unitized	\$838.42	\$7.06	\$831.36
JCP&L Jersey Central Pwr & Lht	JCPL TL - 230KV	RARITAN TRAINOR	35620 - Clearing, Grading of Land	Non-Unitized	\$1,051.97	\$27.13	\$1,024.84

Company	Major Location	Asset Location	Utility Account	Asset Retirement Unit	Book Cost	Allocated Reserve	Net Book Value
JCP&L Jersey Central Pwr & Lht	JCPL TL - 230KV	RARITAN TRAINOR	35620 - Clearing, Grading of Land	Site Clearing	\$1,527.81	\$1,438.14	\$89.67
JCP&L Jersey Central Pwr & Lht	JCPL TL - 230KV	RARITAN TRAINOR	35620 - Clearing, Grading of Land	Site Clearing	\$12,406.05	\$11,983.51	\$422.54
JCP&L Jersey Central Pwr & Lht	JCPL TL - 230KV	RARITAN TRAINOR	35620 - Clearing, Grading of Land	Site Clearing	\$19,353.65	\$18,824.71	\$528.94
JCP&L Jersey Central Pwr & Lht	JCPL TL - 230KV	RARITAN TRAINOR	35620 - Clearing, Grading of Land	Site Clearing	\$27,593.39	\$26,220.94	\$1,372.45
JCP&L Jersey Central Pwr & Lht	JCPL TL - 230KV	RARITAN TRAINOR	35620 - Clearing, Grading of Land	Site Clearing	\$40,547.35	\$40,547.35	\$0.00
JCP&L Jersey Central Pwr & Lht	JCPL TL - 230KV	RARITAN TRAINOR	35620 - Clearing, Grading of Land	Site Clearing	\$49,366.99	\$47,316.89	\$2,050.10
JCP&L Jersey Central Pwr & Lht	JCPL TL - 230KV	RARITAN TRAINOR	35620 - Clearing, Grading of Land	Site Clearing	\$74,431.45	\$1,937.70	\$72,493.75
		RARITAN TRAINOR Total			\$227,188.05	\$148,372.89	\$78,815.16
JCP&L Jersey Central Pwr & Lht	JCPL TL - 230KV	RED BANK to ATLANTIC CITY	35620 - Clearing, Grading of Land	Site Clearing	\$10.70	\$9.47	\$1.23
JCP&L Jersey Central Pwr & Lht	JCPL TL - 230KV	RED BANK to ATLANTIC CITY	35620 - Clearing, Grading of Land	Non-Unitized	\$1,027.23	\$8.65	\$1,018.58
JCP&L Jersey Central Pwr & Lht	JCPL TL - 230KV	RED BANK to ATLANTIC CITY	35620 - Clearing, Grading of Land	Non-Unitized	\$1,051.97	\$27.13	\$1,024.84
JCP&L Jersey Central Pwr & Lht	JCPL TL - 230KV	RED BANK to ATLANTIC CITY	35620 - Clearing, Grading of Land	Site Clearing	\$1,906.01	\$1,576.38	\$329.63
JCP&L Jersey Central Pwr & Lht	JCPL TL - 230KV	RED BANK to ATLANTIC CITY	35620 - Clearing, Grading of Land	Site Clearing	\$2,508.20	\$2,252.33	\$255.87
JCP&L Jersey Central Pwr & Lht	JCPL TL - 230KV	RED BANK to ATLANTIC CITY	35620 - Clearing, Grading of Land	Site Clearing	\$7,705.24	\$7,097.66	\$607.58
JCP&L Jersey Central Pwr & Lht	JCPL TL - 230KV	RED BANK to ATLANTIC CITY	35620 - Clearing, Grading of Land	Site Clearing	\$11,858.69	\$10,790.71	\$1,067.98
JCP&L Jersey Central Pwr & Lht	JCPL TL - 230KV	RED BANK to ATLANTIC CITY	35620 - Clearing, Grading of Land	Site Clearing	\$42,780.52	\$33,952.32	\$8,828.20
JCP&L Jersey Central Pwr & Lht	JCPL TL - 230KV	RED BANK to ATLANTIC CITY	35620 - Clearing, Grading of Land	Site Clearing	\$74,431.45	\$1,937.70	\$72,493.75
		RED BANK to ATLANTIC CITY Total			\$143,280.01	\$57,652.35	\$85,627.66
JCP&L Jersey Central Pwr & Lht	JCPL TL - 115KV	ROXBURY to MINE HILL	35620 - Clearing, Grading of Land	Non-Unitized	\$1.72	\$0.01	\$1.71
JCP&L Jersey Central Pwr & Lht	JCPL TL - 115KV	ROXBURY to MINE HILL	35620 - Clearing, Grading of Land	Site Clearing	\$71,509.97	\$1,862.35	\$69,647.62
		ROXBURY to MINE HILL Total			\$71,511.69	\$1,862.36	\$69,649.33
JCP&L Jersey Central Pwr & Lht	JCPL TL - 500KV	SMITHBURG to DEANS-790127	35620 - Clearing, Grading of Land	Site Clearing	\$573.34	\$325.00	\$248.34
JCP&L Jersey Central Pwr & Lht	JCPL TL - 500KV	SMITHBURG to DEANS-790127	35620 - Clearing, Grading of Land	Site Clearing	\$6,677.30	\$4,799.84	\$1,877.46
JCP&L Jersey Central Pwr & Lht	JCPL TL - 500KV	SMITHBURG to DEANS-790127	35620 - Clearing, Grading of Land	Site Clearing	\$61,435.64	\$519.11	\$60,916.53
JCP&L Jersey Central Pwr & Lht	JCPL TL - 500KV	SMITHBURG to DEANS-790127	35620 - Clearing, Grading of Land	Site Clearing	\$71,509.97	\$1,862.35	\$69,647.62
JCP&L Jersey Central Pwr & Lht	JCPL TL - 500KV	SMITHBURG to DEANS-790127	35620 - Clearing, Grading of Land	Non-Unitized	\$109,348.74	\$923.96	\$108,424.78
		SMITHBURG to DEANS-790127 Total			\$249,544.99	\$8,430.26	\$241,114.73
JCP&L Jersey Central Pwr & Lht	JCPL TL - 115KV	SMITHBURG to LARRABEE	35620 - Clearing, Grading of Land	Site Clearing	\$28,582.78	\$14,179.08	\$14,403.70
JCP&L Jersey Central Pwr & Lht	JCPL TL - 115KV	SMITHBURG to LARRABEE	35620 - Clearing, Grading of Land	Site Clearing	\$33,326.62	\$17,326.90	\$15,999.72
JCP&L Jersey Central Pwr & Lht	JCPL TL - 115KV	SMITHBURG to LARRABEE	35620 - Clearing, Grading of Land	Site Clearing	\$71,509.97	\$1,862.35	\$69,647.62
JCP&L Jersey Central Pwr & Lht	JCPL TL - 115KV	SMITHBURG to LARRABEE	35620 - Clearing, Grading of Land	Site Clearing	\$140,516.01	\$1,187.31	\$139,328.70
JCP&L Jersey Central Pwr & Lht	JCPL TL - 115KV	SMITHBURG to LARRABEE	35620 - Clearing, Grading of Land	Non-Unitized	\$249,790.80	\$2,110.65	\$247,680.15
		SMITHBURG to LARRABEE Total			\$523,726.18	\$36,666.29	\$487,059.89
JCP&L Jersey Central Pwr & Lht	JCPL TL - 230KV	SO RIVER 230KV COGEN LOOP	35620 - Clearing, Grading of Land	Non-Unitized	\$838.42	\$7.06	\$831.36
JCP&L Jersey Central Pwr & Lht	JCPL TL - 230KV	SO RIVER 230KV COGEN LOOP	35620 - Clearing, Grading of Land	Non-Unitized	\$1,051.97	\$27.13	\$1,024.84
JCP&L Jersey Central Pwr & Lht	JCPL TL - 230KV	SO RIVER 230KV COGEN LOOP	35620 - Clearing, Grading of Land	Site Clearing	\$74,431.45	\$1,937.70	\$72,493.75
		SO RIVER 230KV COGEN LOOP Total			\$76,321.84	\$1,971.89	\$74,349.95
JCP&L Jersey Central Pwr & Lht	JCPL TL - 500KV	SUSQUEHANNA TO ROSELAND	35620 - Clearing, Grading of Land	Non-Unitized	\$1.72	\$0.01	\$1.71
JCP&L Jersey Central Pwr & Lht	JCPL TL - 500KV	SUSQUEHANNA TO ROSELAND	35620 - Clearing, Grading of Land	Site Clearing	\$71,509.97	\$1,862.35	\$69,647.62
		SUSQUEHANNA TO ROSELAND Total			\$71,511.69	\$1,862.36	\$69,649.33
JCP&L Jersey Central Pwr & Lht	JCPL TL - 115KV	TOWER #12 to RARITAN	35620 - Clearing, Grading of Land	Non-Unitized	\$1.72	\$0.01	\$1.71
JCP&L Jersey Central Pwr & Lht	JCPL TL - 115KV	TOWER #12 to RARITAN	35620 - Clearing, Grading of Land	Site Clearing	\$71,509.97	\$1,862.35	\$69,647.62
		TOWER #12 to RARITAN Total			\$71,511.69	\$1,862.36	\$69,649.33
JCP&L Jersey Central Pwr & Lht	JCPL TL - 230KV	TOWER 12 to RARITAN	35620 - Clearing, Grading of Land	Non-Unitized	\$838.42	\$7.06	\$831.36
JCP&L Jersey Central Pwr & Lht	JCPL TL - 230KV	TOWER 12 to RARITAN	35620 - Clearing, Grading of Land	Non-Unitized	\$1,051.97	\$27.13	\$1,024.84
JCP&L Jersey Central Pwr & Lht	JCPL TL - 230KV	TOWER 12 to RARITAN	35620 - Clearing, Grading of Land	Site Clearing	\$74,431.45	\$1,937.70	\$72,493.75
		TOWER 12 to RARITAN Total			\$76,321.84	\$1,971.89	\$74,349.95
JCP&L Jersey Central Pwr & Lht	JCPL TL - 230KV	TRAINOR to WHIPPANY	35620 - Clearing, Grading of Land	Site Clearing	\$799.32	\$766.13	\$33.19
JCP&L Jersey Central Pwr & Lht	JCPL TL - 230KV	TRAINOR to WHIPPANY	35620 - Clearing, Grading of Land	Non-Unitized	\$1,051.97	\$27.13	\$1,024.84
JCP&L Jersey Central Pwr & Lht	JCPL TL - 230KV	TRAINOR to WHIPPANY	35620 - Clearing, Grading of Land	Site Clearing	\$1,132.06	\$1,132.06	\$0.00
JCP&L Jersey Central Pwr & Lht	JCPL TL - 230KV	TRAINOR to WHIPPANY	35620 - Clearing, Grading of Land	Site Clearing	\$1,912.50	\$1,693.10	\$219.40
JCP&L Jersey Central Pwr & Lht	JCPL TL - 230KV	TRAINOR to WHIPPANY	35620 - Clearing, Grading of Land	Site Clearing	\$4,353.57	\$3,909.44	\$444.13
JCP&L Jersey Central Pwr & Lht	JCPL TL - 230KV	TRAINOR to WHIPPANY	35620 - Clearing, Grading of Land	Site Clearing	\$9,965.03	\$9,283.43	\$681.60
JCP&L Jersey Central Pwr & Lht	JCPL TL - 230KV	TRAINOR to WHIPPANY	35620 - Clearing, Grading of Land	Site Clearing	\$10,487.30	\$10,487.30	\$0.00
JCP&L Jersey Central Pwr & Lht	JCPL TL - 230KV	TRAINOR to WHIPPANY	35620 - Clearing, Grading of Land	Site Clearing	\$20,166.87	\$20,166.87	\$0.00
JCP&L Jersey Central Pwr & Lht	JCPL TL - 230KV	TRAINOR to WHIPPANY	35620 - Clearing, Grading of Land	Site Clearing	\$44,140.61	\$41,549.79	\$2,590.82
JCP&L Jersey Central Pwr & Lht	JCPL TL - 230KV	TRAINOR to WHIPPANY	35620 - Clearing, Grading of Land	Site Clearing	\$74,431.45	\$1,937.70	\$72,493.75
JCP&L Jersey Central Pwr & Lht	JCPL TL - 230KV	TRAINOR to WHIPPANY	35620 - Clearing, Grading of Land	Site Clearing	\$143,255.68	\$1,210.46	\$142,045.22

Company	Major Location	Asset Location	Utility Account	Asset Retirement Unit	Book Cost	Allocated Reserve	Net Book Value
JCP&L Jersey Central Pwr & Lht	JCPL TL - 230KV	TRAINOR to WHIPPANY	35620 - Clearing, Grading of Land	Non-Unitized	\$256,752.66	\$2,169.42	\$254,583.24
		TRAINOR to WHIPPANY Total			\$568,449.02	\$94,332.83	\$474,116.19
JCP&L Jersey Central Pwr & Lht	JCPL TL - 230KV	UNN VALLEY to MONROE	35620 - Clearing, Grading of Land	Non-Unitized	\$838.42	\$7.06	\$831.36
JCP&L Jersey Central Pwr & Lht	JCPL TL - 230KV	UNN VALLEY to MONROE	35620 - Clearing, Grading of Land	Non-Unitized	\$1,051.97	\$27.13	\$1,024.84
JCP&L Jersey Central Pwr & Lht	JCPL TL - 230KV	UNN VALLEY to MONROE	35620 - Clearing, Grading of Land	Site Clearing	\$74,431.45	\$1,937.70	\$72,493.75
		UNN VALLEY to MONROE Total			\$76,321.84	\$1,971.89	\$74,349.95
JCP&L Jersey Central Pwr & Lht	JCPL - UNSPECIFIED	Unspecified JCPL	35620 - Clearing, Grading of Land	Non-Unitized	\$0.35	\$0.01	\$0.34
JCP&L Jersey Central Pwr & Lht	JCPL - UNSPECIFIED	Unspecified JCPL	35620 - Clearing, Grading of Land	Non-Unitized	\$1.99	\$0.04	\$1.97
JCP&L Jersey Central Pwr & Lht	JCPL - UNSPECIFIED	Unspecified JCPL	35620 - Clearing, Grading of Land	Site Clearing	\$3,323.78	\$1,006.40	\$2,317.38
JCP&L Jersey Central Pwr & Lht	JCPL - UNSPECIFIED	Unspecified JCPL	35620 - Clearing, Grading of Land	Site Clearing	\$26,167.17	\$7,301.82	\$18,865.35
JCP&L Jersey Central Pwr & Lht	JCPL - UNSPECIFIED	Unspecified JCPL	35620 - Clearing, Grading of Land	Site Clearing	\$223,419.91	\$51,914.27	\$171,505.64
JCP&L Jersey Central Pwr & Lht	JCPL - UNSPECIFIED	Unspecified JCPL	35620 - Clearing, Grading of Land	Site Clearing	\$547,142.40	\$139,824.49	\$407,317.91
JCP&L Jersey Central Pwr & Lht	JCPL - UNSPECIFIED	Unspecified JCPL	35620 - Clearing, Grading of Land	Unspecified	\$1,113,710.03	\$48,834.29	\$1,064,875.74
		Unspecified JCPL Total			\$1,913,765.63	\$248,881.32	\$1,664,884.33
JCP&L Jersey Central Pwr & Lht	JCPL TL - 115KV	VERNON to HARDYSTON	35620 - Clearing, Grading of Land	Non-Unitized	\$1.72	\$0.01	\$1.71
JCP&L Jersey Central Pwr & Lht	JCPL TL - 115KV	VERNON to HARDYSTON	35620 - Clearing, Grading of Land	Site Clearing	\$71,509.97	\$1,862.35	\$69,647.62
		VERNON to HARDYSTON Total			\$71,511.69	\$1,862.36	\$69,649.33
JCP&L Jersey Central Pwr & Lht	JCPL TL - 230KV	W WHARTON SUB to WHIPPANY SUB	35620 - Clearing, Grading of Land	Site Clearing	\$27.51	\$26.92	\$0.59
JCP&L Jersey Central Pwr & Lht	JCPL TL - 230KV	W WHARTON SUB to WHIPPANY SUB	35620 - Clearing, Grading of Land	Site Clearing	\$384.93	\$384.93	\$0.00
JCP&L Jersey Central Pwr & Lht	JCPL TL - 230KV	W WHARTON SUB to WHIPPANY SUB	35620 - Clearing, Grading of Land	Site Clearing	\$848.01	\$819.13	\$28.88
JCP&L Jersey Central Pwr & Lht	JCPL TL - 230KV	W WHARTON SUB to WHIPPANY SUB	35620 - Clearing, Grading of Land	Non-Unitized	\$1,052.07	\$27.14	\$1,024.93
JCP&L Jersey Central Pwr & Lht	JCPL TL - 230KV	W WHARTON SUB to WHIPPANY SUB	35620 - Clearing, Grading of Land	Site Clearing	\$1,232.38	\$1,198.70	\$33.68
JCP&L Jersey Central Pwr & Lht	JCPL TL - 230KV	W WHARTON SUB to WHIPPANY SUB	35620 - Clearing, Grading of Land	Site Clearing	\$1,668.00	\$1,666.53	\$1.47
JCP&L Jersey Central Pwr & Lht	JCPL TL - 230KV	W WHARTON SUB to WHIPPANY SUB	35620 - Clearing, Grading of Land	Site Clearing	\$4,513.04	\$4,052.64	\$460.40
JCP&L Jersey Central Pwr & Lht	JCPL TL - 230KV	W WHARTON SUB to WHIPPANY SUB	35620 - Clearing, Grading of Land	Site Clearing	\$7,350.81	\$6,507.52	\$843.29
JCP&L Jersey Central Pwr & Lht	JCPL TL - 230KV	W WHARTON SUB to WHIPPANY SUB	35620 - Clearing, Grading of Land	Site Clearing	\$10,195.80	\$10,195.80	\$0.00
JCP&L Jersey Central Pwr & Lht	JCPL TL - 230KV	W WHARTON SUB to WHIPPANY SUB	35620 - Clearing, Grading of Land	Site Clearing	\$10,512.67	\$10,430.95	\$81.72
JCP&L Jersey Central Pwr & Lht	JCPL TL - 230KV	W WHARTON SUB to WHIPPANY SUB	35620 - Clearing, Grading of Land	Site Clearing	\$10,552.69	\$10,552.69	\$0.00
JCP&L Jersey Central Pwr & Lht	JCPL TL - 230KV	W WHARTON SUB to WHIPPANY SUB	35620 - Clearing, Grading of Land	Site Clearing	\$11,048.37	\$10,292.67	\$755.70
JCP&L Jersey Central Pwr & Lht	JCPL TL - 230KV	W WHARTON SUB to WHIPPANY SUB	35620 - Clearing, Grading of Land	Site Clearing	\$28,448.35	\$26,778.58	\$1,669.77
JCP&L Jersey Central Pwr & Lht	JCPL TL - 230KV	W WHARTON SUB to WHIPPANY SUB	35620 - Clearing, Grading of Land	Site Clearing	\$42,811.04	\$42,316.18	\$494.86
JCP&L Jersey Central Pwr & Lht	JCPL TL - 230KV	W WHARTON SUB to WHIPPANY SUB	35620 - Clearing, Grading of Land	Site Clearing	\$74,431.23	\$1,937.70	\$72,493.53
JCP&L Jersey Central Pwr & Lht	JCPL TL - 230KV	W WHARTON SUB to WHIPPANY SUB	35620 - Clearing, Grading of Land	Site Clearing	\$111,664.47	\$943.53	\$110,720.94
JCP&L Jersey Central Pwr & Lht	JCPL TL - 230KV	W WHARTON SUB to WHIPPANY SUB	35620 - Clearing, Grading of Land	Non-Unitized	\$199,339.65	\$1,684.33	\$197,655.32
		W WHARTON SUB to WHIPPANY SUB Total			\$516,081.02	\$129,815.94	\$386,265.08
JCP&L Jersey Central Pwr & Lht	JCPL TL - 230KV	W WHARTON to FRANKLIN	35620 - Clearing, Grading of Land	Site Clearing	\$1,315.23	\$1,146.65	\$168.58
JCP&L Jersey Central Pwr & Lht	JCPL TL - 230KV	W WHARTON to FRANKLIN	35620 - Clearing, Grading of Land	Site Clearing	\$2,035.67	\$17.20	\$2,018.47
JCP&L Jersey Central Pwr & Lht	JCPL TL - 230KV	W WHARTON to FRANKLIN	35620 - Clearing, Grading of Land	Non-Unitized	\$11,282.08	\$291.01	\$10,991.07
JCP&L Jersey Central Pwr & Lht	JCPL TL - 230KV	W WHARTON to FRANKLIN	35620 - Clearing, Grading of Land	Non-Unitized	\$12,593.59	\$106.17	\$12,487.42
JCP&L Jersey Central Pwr & Lht	JCPL TL - 230KV	W WHARTON to FRANKLIN	35620 - Clearing, Grading of Land	Site Clearing	\$13,118.08	\$11,779.84	\$1,338.24
JCP&L Jersey Central Pwr & Lht	JCPL TL - 230KV	W WHARTON to FRANKLIN	35620 - Clearing, Grading of Land	Site Clearing	\$13,732.15	\$12,156.78	\$1,575.37
JCP&L Jersey Central Pwr & Lht	JCPL TL - 230KV	W WHARTON to FRANKLIN	35620 - Clearing, Grading of Land	Site Clearing	\$20,172.14	\$18,355.47	\$1,816.67
JCP&L Jersey Central Pwr & Lht	JCPL TL - 230KV	W WHARTON to FRANKLIN	35620 - Clearing, Grading of Land	Site Clearing	\$26,177.66	\$26,177.66	\$0.00
JCP&L Jersey Central Pwr & Lht	JCPL TL - 230KV	W WHARTON to FRANKLIN	35620 - Clearing, Grading of Land	Site Clearing	\$102,841.68	\$2,670.51	\$100,171.17
		W WHARTON to FRANKLIN Total			\$203,268.28	\$72,701.29	\$130,566.99
JCP&L Jersey Central Pwr & Lht	JCPL TL - 230KV	WARNER to BRDG TWR 12 (230KV)	35620 - Clearing, Grading of Land	Non-Unitized	\$838.42	\$7.06	\$831.36
JCP&L Jersey Central Pwr & Lht	JCPL TL - 230KV	WARNER to BRDG TWR 12 (230KV)	35620 - Clearing, Grading of Land	Non-Unitized	\$1,051.97	\$27.13	\$1,024.84
JCP&L Jersey Central Pwr & Lht	JCPL TL - 230KV	WARNER to BRDG TWR 12 (230KV)	35620 - Clearing, Grading of Land	Site Clearing	\$74,431.45	\$1,937.70	\$72,493.75
		WARNER to BRDG TWR 12 (230KV) Total			\$76,321.84	\$1,971.89	\$74,349.95
JCP&L Jersey Central Pwr & Lht	JCPL TL - 115KV	WARNER to BRIDGE TWR 12 (115KV)	35620 - Clearing, Grading of Land	Non-Unitized	\$1.72	\$0.01	\$1.71
JCP&L Jersey Central Pwr & Lht	JCPL TL - 115KV	WARNER to BRIDGE TWR 12 (115KV)	35620 - Clearing, Grading of Land	Site Clearing	\$71,509.97	\$1,862.35	\$69,647.62
		WARNER to BRIDGE TWR 12 (115KV) Total			\$71,511.69	\$1,862.36	\$69,649.33
JCP&L Jersey Central Pwr & Lht	JCPL TL - 230KV	WHIPPANY to ROSELAND TIE	35620 - Clearing, Grading of Land	Non-Unitized	\$1,051.98	\$27.13	\$1,024.85
JCP&L Jersey Central Pwr & Lht	JCPL TL - 230KV	WHIPPANY to ROSELAND TIE	35620 - Clearing, Grading of Land	Site Clearing	\$1,871.32	\$1,820.18	\$51.14
JCP&L Jersey Central Pwr & Lht	JCPL TL - 230KV	WHIPPANY to ROSELAND TIE	35620 - Clearing, Grading of Land	Site Clearing	\$14,016.12	\$118.43	\$13,897.69
JCP&L Jersey Central Pwr & Lht	JCPL TL - 230KV	WHIPPANY to ROSELAND TIE	35620 - Clearing, Grading of Land	Site Clearing	\$15,043.02	\$14,971.91	\$71.11
JCP&L Jersey Central Pwr & Lht	JCPL TL - 230KV	WHIPPANY to ROSELAND TIE	35620 - Clearing, Grading of Land	Non-Unitized	\$25,754.28	\$217.59	\$25,536.69
JCP&L Jersey Central Pwr & Lht	JCPL TL - 230KV	WHIPPANY to ROSELAND TIE	35620 - Clearing, Grading of Land	Site Clearing	\$74,431.47	\$1,937.70	\$72,493.77

Company	Major Location	Asset Location	Utility Account	Asset Retirement Unit	Book Cost	Allocated Reserve	Net Book Value
		WHIPPANY to ROSELAND TIE Total			\$132,168.19	\$19,092.94	\$113,075.25
JCP&L Jersey Central Pwr & Lht	JCPL TL - 115KV	WHIPPANY to W.WHARTON	35620 - Clearing, Grading of Land	Site Clearing	\$26,920.15	\$227.47	\$26,692.68
JCP&L Jersey Central Pwr & Lht	JCPL TL - 115KV	WHIPPANY to W.WHARTON	35620 - Clearing, Grading of Land	Non-Unitized	\$47,856.51	\$404.37	\$47,452.14
JCP&L Jersey Central Pwr & Lht	JCPL TL - 115KV	WHIPPANY to W.WHARTON	35620 - Clearing, Grading of Land	Site Clearing	\$71,509.97	\$1,862.35	\$69,647.62
		WHIPPANY to W.WHARTON Total			\$146,286.63	\$2,494.19	\$143,792.44
JCP&L Jersey Central Pwr & Lht	JCPL TL - 115KV	WHITE TWP to DELAWARE RIVER	35620 - Clearing, Grading of Land	Non-Unitized	\$1.72	\$0.01	\$1.71
JCP&L Jersey Central Pwr & Lht	JCPL TL - 115KV	WHITE TWP to DELAWARE RIVER	35620 - Clearing, Grading of Land	Site Clearing	\$13,832.60	\$13,820.44	\$12.16
JCP&L Jersey Central Pwr & Lht	JCPL TL - 115KV	WHITE TWP to DELAWARE RIVER	35620 - Clearing, Grading of Land	Site Clearing	\$71,509.97	\$1,862.35	\$69,647.62
		WHITE TWP to DELAWARE RIVER Total			\$85,344.29	\$15,682.80	\$69,661.49
JCP&L Jersey Central Pwr & Lht	JCPL TL - 230KV	WHITINGS to VANHISEVILLE	35620 - Clearing, Grading of Land	Non-Unitized	\$1,758.21	\$45.35	\$1,712.86
JCP&L Jersey Central Pwr & Lht	JCPL TL - 230KV	WHITINGS to VANHISEVILLE	35620 - Clearing, Grading of Land	Site Clearing	\$26,827.45	\$226.68	\$26,600.77
JCP&L Jersey Central Pwr & Lht	JCPL TL - 230KV	WHITINGS to VANHISEVILLE	35620 - Clearing, Grading of Land	Non-Unitized	\$49,525.56	\$418.42	\$49,107.14
JCP&L Jersey Central Pwr & Lht	JCPL TL - 230KV	WHITINGS to VANHISEVILLE	35620 - Clearing, Grading of Land	Site Clearing	\$76,392.70	\$1,988.29	\$74,404.41
JCP&L Jersey Central Pwr & Lht	JCPL TL - 230KV	WHITINGS to VANHISEVILLE	35620 - Clearing, Grading of Land	Site Clearing	\$825,894.70	\$468,159.43	\$357,735.27
		WHITINGS to VANHISEVILLE Total			\$980,398.62	\$470,838.17	\$509,560.45
			35620 - Clearing, Grading of Land Total		\$33,608,510.58	\$10,522,151.29	\$23,086,359.33
JCP&L Jersey Central Pwr & Lht	JCPL TL - 34KV	JCPL TL - 34KV	35700 - Underground Conduit	Conduit or Duct	\$211.67	\$161.22	\$50.45
JCP&L Jersey Central Pwr & Lht	JCPL TL - 34KV	JCPL TL - 34KV	35700 - Underground Conduit	Conduit or Duct	\$681.85	\$6.15	\$675.70
JCP&L Jersey Central Pwr & Lht	JCPL TL - 34KV	JCPL TL - 34KV	35700 - Underground Conduit	Non-Unitized	\$1,023.04	\$9.23	\$1,013.81
JCP&L Jersey Central Pwr & Lht	JCPL TL - 34KV	JCPL TL - 34KV	35700 - Underground Conduit	Conduit or Duct	\$1,342.34	\$405.77	\$936.57
JCP&L Jersey Central Pwr & Lht	JCPL TL - 34KV	JCPL TL - 34KV	35700 - Underground Conduit	Conduit or Duct	\$1,985.29	\$1,496.43	\$488.86
JCP&L Jersey Central Pwr & Lht	JCPL TL - 34KV	JCPL TL - 34KV	35700 - Underground Conduit	Conduit or Duct	\$2,502.78	\$1,637.21	\$865.57
JCP&L Jersey Central Pwr & Lht	JCPL TL - 34KV	JCPL TL - 34KV	35700 - Underground Conduit	Conduit or Duct	\$2,581.24	\$1,635.01	\$946.23
JCP&L Jersey Central Pwr & Lht	JCPL TL - 34KV	JCPL TL - 34KV	35700 - Underground Conduit	Conduit or Duct	\$4,092.25	\$2,267.97	\$1,824.28
JCP&L Jersey Central Pwr & Lht	JCPL TL - 34KV	JCPL TL - 34KV	35700 - Underground Conduit	Conduit or Duct	\$4,931.70	\$3,071.17	\$1,860.53
JCP&L Jersey Central Pwr & Lht	JCPL TL - 34KV	JCPL TL - 34KV	35700 - Underground Conduit	Conduit or Duct	\$5,207.89	\$1,491.11	\$3,716.78
JCP&L Jersey Central Pwr & Lht	JCPL TL - 34KV	JCPL TL - 34KV	35700 - Underground Conduit	Conduit or Duct	\$6,830.60	\$3,947.48	\$2,883.12
JCP&L Jersey Central Pwr & Lht	JCPL TL - 34KV	JCPL TL - 34KV	35700 - Underground Conduit	Conduit or Duct	\$7,026.08	\$5,121.62	\$1,904.46
JCP&L Jersey Central Pwr & Lht	JCPL TL - 34KV	JCPL TL - 34KV	35700 - Underground Conduit	Conduit or Duct	\$7,307.05	\$4,137.02	\$3,170.03
JCP&L Jersey Central Pwr & Lht	JCPL TL - 34KV	JCPL TL - 34KV	35700 - Underground Conduit	Conduit or Duct	\$10,496.91	\$7,075.54	\$3,421.37
JCP&L Jersey Central Pwr & Lht	JCPL TL - 34KV	JCPL TL - 34KV	35700 - Underground Conduit	Conduit or Duct	\$10,504.89	\$6,977.46	\$3,527.43
JCP&L Jersey Central Pwr & Lht	JCPL TL - 34KV	JCPL TL - 34KV	35700 - Underground Conduit	Conduit or Duct	\$11,576.30	\$6,954.49	\$4,621.81
JCP&L Jersey Central Pwr & Lht	JCPL TL - 34KV	JCPL TL - 34KV	35700 - Underground Conduit	Conduit or Duct	\$11,886.23	\$8,238.99	\$3,647.24
JCP&L Jersey Central Pwr & Lht	JCPL TL - 34KV	JCPL TL - 34KV	35700 - Underground Conduit	Conduit or Duct	\$12,443.95	\$9,279.18	\$3,164.77
JCP&L Jersey Central Pwr & Lht	JCPL TL - 34KV	JCPL TL - 34KV	35700 - Underground Conduit	Conduit or Duct	\$12,805.17	\$9,851.69	\$2,953.48
JCP&L Jersey Central Pwr & Lht	JCPL TL - 34KV	JCPL TL - 34KV	35700 - Underground Conduit	Conduit or Duct	\$13,699.61	\$8,821.11	\$4,878.50
JCP&L Jersey Central Pwr & Lht	JCPL TL - 34KV	JCPL TL - 34KV	35700 - Underground Conduit	Conduit or Duct	\$16,209.22	\$5,657.28	\$10,551.94
JCP&L Jersey Central Pwr & Lht	JCPL TL - 34KV	JCPL TL - 34KV	35700 - Underground Conduit	Conduit or Duct	\$17,999.99	\$8,114.38	\$9,885.61
JCP&L Jersey Central Pwr & Lht	JCPL TL - 34KV	JCPL TL - 34KV	35700 - Underground Conduit	Conduit or Duct	\$19,414.02	\$13,812.00	\$5,602.02
JCP&L Jersey Central Pwr & Lht	JCPL TL - 34KV	JCPL TL - 34KV	35700 - Underground Conduit	Conduit or Duct	\$30,395.70	\$1,377.58	\$29,018.12
JCP&L Jersey Central Pwr & Lht	JCPL TL - 34KV	JCPL TL - 34KV	35700 - Underground Conduit	Conduit or Duct	\$38,746.40	\$30,101.18	\$8,645.22
JCP&L Jersey Central Pwr & Lht	JCPL TL - 34KV	JCPL TL - 34KV	35700 - Underground Conduit	Conduit or Duct	\$39,162.41	\$18,717.48	\$20,444.93
JCP&L Jersey Central Pwr & Lht	JCPL TL - 34KV	JCPL TL - 34KV	35700 - Underground Conduit	Conduit or Duct	\$44,271.02	\$17,438.59	\$26,832.43
JCP&L Jersey Central Pwr & Lht	JCPL TL - 34KV	JCPL TL - 34KV	35700 - Underground Conduit	Conduit or Duct	\$46,571.97	\$19,689.53	\$26,882.44
JCP&L Jersey Central Pwr & Lht	JCPL TL - 34KV	JCPL TL - 34KV	35700 - Underground Conduit	Conduit or Duct	\$47,685.78	\$17,366.74	\$30,319.04
JCP&L Jersey Central Pwr & Lht	JCPL TL - 34KV	JCPL TL - 34KV	35700 - Underground Conduit	Conduit or Duct	\$53,443.24	\$32,699.30	\$20,743.94
JCP&L Jersey Central Pwr & Lht	JCPL TL - 34KV	JCPL TL - 34KV	35700 - Underground Conduit	Conduit or Duct	\$56,066.06	\$51,741.91	\$4,324.15
JCP&L Jersey Central Pwr & Lht	JCPL TL - 34KV	JCPL TL - 34KV	35700 - Underground Conduit	Conduit or Duct	\$58,963.98	\$5,850.81	\$53,113.17
JCP&L Jersey Central Pwr & Lht	JCPL TL - 34KV	JCPL TL - 34KV	35700 - Underground Conduit	Conduit or Duct	\$83,995.68	\$34,307.74	\$49,687.94
JCP&L Jersey Central Pwr & Lht	JCPL TL - 34KV	JCPL TL - 34KV	35700 - Underground Conduit	Conduit or Duct	\$94,896.02	\$50,262.57	\$44,633.45
JCP&L Jersey Central Pwr & Lht	JCPL TL - 34KV	JCPL TL - 34KV	35700 - Underground Conduit	Conduit or Duct	\$97,299.55	\$57,352.54	\$39,947.01
JCP&L Jersey Central Pwr & Lht	JCPL TL - 34KV	JCPL TL - 34KV	35700 - Underground Conduit	Conduit or Duct	\$105,861.97	\$49,170.68	\$56,691.29
JCP&L Jersey Central Pwr & Lht	JCPL TL - 34KV	JCPL TL - 34KV	35700 - Underground Conduit	Conduit or Duct	\$117,829.97	\$44,675.81	\$73,154.16
JCP&L Jersey Central Pwr & Lht	JCPL TL - 34KV	JCPL TL - 34KV	35700 - Underground Conduit	Conduit or Duct	\$150,454.83	\$65,732.87	\$84,721.96
JCP&L Jersey Central Pwr & Lht	JCPL TL - 34KV	JCPL TL - 34KV	35700 - Underground Conduit	Conduit or Duct	\$246,959.30	\$133,862.44	\$113,096.86
JCP&L Jersey Central Pwr & Lht	JCPL TL - 34KV	JCPL TL - 34KV	35700 - Underground Conduit	Conduit or Duct	\$364,784.89	\$116,023.65	\$248,761.24
		JCPL TL - 34KV Total			\$1,860,148.84	\$856,540.93	\$1,003,607.91
JCP&L Jersey Central Pwr & Lht	JCPL - UNSPECIFIED	Unspecified JCPL	35700 - Underground Conduit	Conduit or Duct	\$896.66	\$190.26	\$706.40

Company	Major Location	Asset Location	Utility Account	Asset Retirement Unit	Book Cost	Allocated Reserve	Net Book Value
JCP&L Jersey Central Pwr & Lht	JCPL - UNSPECIFIED	Unspecified JCPL	35700 - Underground Conduit	Unspecified	\$101,246.37	\$4,418.51	\$96,827.86
		Unspecified JCPL Total			\$102,143.03	\$4,608.77	\$97,534.26
			35700 - Underground Conduit Total		\$1,962,291.87	\$861,149.70	\$1,101,142.17
JCP&L Jersey Central Pwr & Lht	JCPL SUB-TRANS SUBS	E. FLEMINGTON SUB	35800 - Undergrnd Conductr,Devices	Cable	\$86,632.33	\$5,766.56	\$80,865.77
		E. FLEMINGTON SUB Total			\$86,632.33	\$5,766.56	\$80,865.77
JCP&L Jersey Central Pwr & Lht	JCPL TL - 230KV	EATON CREST LOOP	35800 - Undergrnd Conductr,Devices	Non-Unitized	(\$3,195.86)	(\$48.53)	(\$3,147.33)
JCP&L Jersey Central Pwr & Lht	JCPL TL - 230KV	EATON CREST LOOP	35800 - Undergrnd Conductr,Devices	Underground Cable Splice	\$36,173.62	\$549.35	\$35,624.27
JCP&L Jersey Central Pwr & Lht	JCPL TL - 230KV	EATON CREST LOOP	35800 - Undergrnd Conductr,Devices	Terminator/Elbow	\$36,289.93	\$551.12	\$35,738.81
JCP&L Jersey Central Pwr & Lht	JCPL TL - 230KV	EATON CREST LOOP	35800 - Undergrnd Conductr,Devices	Cable	\$385,639.91	\$5,856.51	\$379,783.40
		EATON CREST LOOP Total			\$454,907.60	\$6,908.45	\$447,999.15
JCP&L Jersey Central Pwr & Lht	JCPL TL - 115KV	GILBERT MORRIS PARK to W. WHARTON	35800 - Undergrnd Conductr,Devices	Non-Unitized	\$14,802.95	\$224.81	\$14,578.14
		GILBERT MORRIS PARK to W. WHARTON Total			\$14,802.95	\$224.81	\$14,578.14
JCP&L Jersey Central Pwr & Lht	JCPL DIST SUBS	HYSON SUB	35800 - Undergrnd Conductr,Devices	Fault Detector	\$3,432.91	\$301.68	\$3,131.23
JCP&L Jersey Central Pwr & Lht	JCPL DIST SUBS	HYSON SUB	35800 - Undergrnd Conductr,Devices	Cable	\$59,962.70	\$5,269.36	\$54,693.34
		HYSON SUB Total			\$63,395.61	\$5,571.04	\$57,824.57
JCP&L Jersey Central Pwr & Lht	JCPL DIST LINES	JCPL DISTRIBUTION LINES	35800 - Undergrnd Conductr,Devices	Non-Unitized	(\$95.08)	(\$8.35)	(\$86.73)
JCP&L Jersey Central Pwr & Lht	JCPL DIST LINES	JCPL DISTRIBUTION LINES	35800 - Undergrnd Conductr,Devices	Non-Unitized	\$0.43	\$0.05	\$0.38
JCP&L Jersey Central Pwr & Lht	JCPL DIST LINES	JCPL DISTRIBUTION LINES	35800 - Undergrnd Conductr,Devices	Fault Detector	\$635.68	\$55.86	\$579.82
JCP&L Jersey Central Pwr & Lht	JCPL DIST LINES	JCPL DISTRIBUTION LINES	35800 - Undergrnd Conductr,Devices	Switch - Mass	\$1,097.00	\$149.62	\$947.38
JCP&L Jersey Central Pwr & Lht	JCPL DIST LINES	JCPL DISTRIBUTION LINES	35800 - Undergrnd Conductr,Devices	Terminator/Elbow	\$1,133.69	\$17.22	\$1,116.47
JCP&L Jersey Central Pwr & Lht	JCPL DIST LINES	JCPL DISTRIBUTION LINES	35800 - Undergrnd Conductr,Devices	Wire Fully Dressed	\$3,916.98	\$301.54	\$3,615.44
JCP&L Jersey Central Pwr & Lht	JCPL DIST LINES	JCPL DISTRIBUTION LINES	35800 - Undergrnd Conductr,Devices	Underground Cable Splice	\$6,303.45	\$419.58	\$5,883.87
JCP&L Jersey Central Pwr & Lht	JCPL DIST LINES	JCPL DISTRIBUTION LINES	35800 - Undergrnd Conductr,Devices	Cable	\$7,029.65	\$467.92	\$6,561.73
JCP&L Jersey Central Pwr & Lht	JCPL DIST LINES	JCPL DISTRIBUTION LINES	35800 - Undergrnd Conductr,Devices	Non-Unitized	\$9,586.38	\$638.10	\$8,948.28
JCP&L Jersey Central Pwr & Lht	JCPL DIST LINES	JCPL DISTRIBUTION LINES	35800 - Undergrnd Conductr,Devices	Underground Cable Splice	\$11,551.61	\$491.51	\$11,060.10
JCP&L Jersey Central Pwr & Lht	JCPL DIST LINES	JCPL DISTRIBUTION LINES	35800 - Undergrnd Conductr,Devices	Site Clearing	\$12,141.77	\$2,359.46	\$9,782.31
JCP&L Jersey Central Pwr & Lht	JCPL DIST LINES	JCPL DISTRIBUTION LINES	35800 - Undergrnd Conductr,Devices	Crossarm	\$12,905.26	\$993.48	\$11,911.78
JCP&L Jersey Central Pwr & Lht	JCPL DIST LINES	JCPL DISTRIBUTION LINES	35800 - Undergrnd Conductr,Devices	Non-Unitized	\$17,824.08	\$270.68	\$17,553.40
JCP&L Jersey Central Pwr & Lht	JCPL DIST LINES	JCPL DISTRIBUTION LINES	35800 - Undergrnd Conductr,Devices	Crossarm	\$18,026.16	\$4,017.38	\$14,008.78
JCP&L Jersey Central Pwr & Lht	JCPL DIST LINES	JCPL DISTRIBUTION LINES	35800 - Undergrnd Conductr,Devices	Arrester, Lightning Mass	\$19,803.95	\$4,413.60	\$15,390.35
JCP&L Jersey Central Pwr & Lht	JCPL DIST LINES	JCPL DISTRIBUTION LINES	35800 - Undergrnd Conductr,Devices	Insulator - transmission	\$25,413.09	\$2,716.67	\$22,696.42
JCP&L Jersey Central Pwr & Lht	JCPL DIST LINES	JCPL DISTRIBUTION LINES	35800 - Undergrnd Conductr,Devices	Underground Cable Splice	\$33,712.21	\$511.97	\$33,200.24
JCP&L Jersey Central Pwr & Lht	JCPL DIST LINES	JCPL DISTRIBUTION LINES	35800 - Undergrnd Conductr,Devices	Cable	\$53,527.05	\$812.89	\$52,714.16
JCP&L Jersey Central Pwr & Lht	JCPL DIST LINES	JCPL DISTRIBUTION LINES	35800 - Undergrnd Conductr,Devices	Non-Unitized	\$59,990.32	\$2,552.50	\$57,437.82
JCP&L Jersey Central Pwr & Lht	JCPL DIST LINES	JCPL DISTRIBUTION LINES	35800 - Undergrnd Conductr,Devices	Fault Detector	\$66,912.01	\$1,016.15	\$65,895.86
JCP&L Jersey Central Pwr & Lht	JCPL DIST LINES	JCPL DISTRIBUTION LINES	35800 - Undergrnd Conductr,Devices	Cable	\$71,982.61	\$3,062.75	\$68,919.86
JCP&L Jersey Central Pwr & Lht	JCPL DIST LINES	JCPL DISTRIBUTION LINES	35800 - Undergrnd Conductr,Devices	Wood Pole	\$130,772.06	\$13,979.60	\$116,792.46
JCP&L Jersey Central Pwr & Lht	JCPL DIST LINES	JCPL DISTRIBUTION LINES	35800 - Undergrnd Conductr,Devices	Cable	\$161,783.45	\$36,055.74	\$125,727.71
JCP&L Jersey Central Pwr & Lht	JCPL DIST LINES	JCPL DISTRIBUTION LINES	35800 - Undergrnd Conductr,Devices	Non-Unitized	\$347,296.72	\$5,274.21	\$342,022.51
JCP&L Jersey Central Pwr & Lht	JCPL DIST LINES	JCPL DISTRIBUTION LINES	35800 - Undergrnd Conductr,Devices	Underground Cable Splice	\$458,280.68	\$40,272.50	\$418,008.18
		JCPL DISTRIBUTION LINES Total			\$1,531,531.21	\$120,842.63	\$1,410,688.58
JCP&L Jersey Central Pwr & Lht	JCPL TL - 34KV	JCPL TL - 34KV	35800 - Undergrnd Conductr,Devices	Non-Unitized	(\$2,643.88)	(\$232.33)	(\$2,411.55)
JCP&L Jersey Central Pwr & Lht	JCPL TL - 34KV	JCPL TL - 34KV	35800 - Undergrnd Conductr,Devices	Non-Unitized	(\$2,068.94)	(\$88.03)	(\$1,980.91)
JCP&L Jersey Central Pwr & Lht	JCPL TL - 34KV	JCPL TL - 34KV	35800 - Undergrnd Conductr,Devices	Cable	(\$620.29)	(\$84.61)	(\$535.68)
JCP&L Jersey Central Pwr & Lht	JCPL TL - 34KV	JCPL TL - 34KV	35800 - Undergrnd Conductr,Devices	Non-Unitized	\$0.23	\$0.02	\$0.21
JCP&L Jersey Central Pwr & Lht	JCPL TL - 34KV	JCPL TL - 34KV	35800 - Undergrnd Conductr,Devices	Fault Detector	\$450.97	\$61.51	\$389.46
JCP&L Jersey Central Pwr & Lht	JCPL TL - 34KV	JCPL TL - 34KV	35800 - Undergrnd Conductr,Devices	Cable	\$847.01	\$933.10	(\$86.09)
JCP&L Jersey Central Pwr & Lht	JCPL TL - 34KV	JCPL TL - 34KV	35800 - Undergrnd Conductr,Devices	Cable	\$928.73	\$1,023.62	(\$94.89)
JCP&L Jersey Central Pwr & Lht	JCPL TL - 34KV	JCPL TL - 34KV	35800 - Undergrnd Conductr,Devices	Arrester, Lightning Mass	\$1,323.41	\$180.51	\$1,142.90
JCP&L Jersey Central Pwr & Lht	JCPL TL - 34KV	JCPL TL - 34KV	35800 - Undergrnd Conductr,Devices	Grounding (Towers & Static Wire)	\$2,249.53	\$173.18	\$2,076.35
JCP&L Jersey Central Pwr & Lht	JCPL TL - 34KV	JCPL TL - 34KV	35800 - Undergrnd Conductr,Devices	Grounding (Towers & Static Wire)	\$2,653.86	\$283.70	\$2,370.16
JCP&L Jersey Central Pwr & Lht	JCPL TL - 34KV	JCPL TL - 34KV	35800 - Undergrnd Conductr,Devices	Fault Detector	\$3,280.46	\$49.82	\$3,230.64
JCP&L Jersey Central Pwr & Lht	JCPL TL - 34KV	JCPL TL - 34KV	35800 - Undergrnd Conductr,Devices	Cable	\$3,398.62	\$3,746.00	(\$347.38)
JCP&L Jersey Central Pwr & Lht	JCPL TL - 34KV	JCPL TL - 34KV	35800 - Undergrnd Conductr,Devices	Non-Unitized	\$3,456.38	\$52.49	\$3,403.89
JCP&L Jersey Central Pwr & Lht	JCPL TL - 34KV	JCPL TL - 34KV	35800 - Undergrnd Conductr,Devices	Non-Unitized	\$4,205.40	\$449.98	\$3,755.42
JCP&L Jersey Central Pwr & Lht	JCPL TL - 34KV	JCPL TL - 34KV	35800 - Undergrnd Conductr,Devices	Cable	\$4,740.41	\$4,383.45	\$356.96
JCP&L Jersey Central Pwr & Lht	JCPL TL - 34KV	JCPL TL - 34KV	35800 - Undergrnd Conductr,Devices	Cable	\$4,887.59	\$2,745.23	\$2,142.36
JCP&L Jersey Central Pwr & Lht	JCPL TL - 34KV	JCPL TL - 34KV	35800 - Undergrnd Conductr,Devices	Cable	\$6,550.52	\$7,208.62	(\$658.10)

Company	Major Location	Asset Location	Utility Account	Asset Retirement Unit	Book Cost	Allocated Reserve	Net Book Value
JCP&L Jersey Central Pwr & Lht	JCPL TL - 34KV	JCPL TL - 34KV	35800 - Undergrnd Conductr,Devices	Arrester, Lightning Mass	\$6,614.41	\$1,285.35	\$5,329.06
JCP&L Jersey Central Pwr & Lht	JCPL TL - 34KV	JCPL TL - 34KV	35800 - Undergrnd Conductr,Devices	Cable	\$7,513.78	\$8,282.29	(\$768.51)
JCP&L Jersey Central Pwr & Lht	JCPL TL - 34KV	JCPL TL - 34KV	35800 - Undergrnd Conductr,Devices	Insulator - transmission	\$7,711.73	\$1,276.45	\$6,435.28
JCP&L Jersey Central Pwr & Lht	JCPL TL - 34KV	JCPL TL - 34KV	35800 - Undergrnd Conductr,Devices	Arrester, Lightning Mass	\$8,362.73	\$556.65	\$7,806.08
JCP&L Jersey Central Pwr & Lht	JCPL TL - 34KV	JCPL TL - 34KV	35800 - Undergrnd Conductr,Devices	Cable	\$8,521.68	\$7,468.28	\$1,053.40
JCP&L Jersey Central Pwr & Lht	JCPL TL - 34KV	JCPL TL - 34KV	35800 - Undergrnd Conductr,Devices	Cable	\$9,013.77	\$9,883.13	(\$869.36)
JCP&L Jersey Central Pwr & Lht	JCPL TL - 34KV	JCPL TL - 34KV	35800 - Undergrnd Conductr,Devices	Cable	\$9,114.47	\$10,006.14	(\$891.67)
JCP&L Jersey Central Pwr & Lht	JCPL TL - 34KV	JCPL TL - 34KV	35800 - Undergrnd Conductr,Devices	Wire Fully Dressed	\$10,382.79	\$691.12	\$9,691.67
JCP&L Jersey Central Pwr & Lht	JCPL TL - 34KV	JCPL TL - 34KV	35800 - Undergrnd Conductr,Devices	Fault Detector	\$12,227.49	\$1,307.12	\$10,920.37
JCP&L Jersey Central Pwr & Lht	JCPL TL - 34KV	JCPL TL - 34KV	35800 - Undergrnd Conductr,Devices	Cable	\$13,029.95	\$14,204.21	(\$1,174.26)
JCP&L Jersey Central Pwr & Lht	JCPL TL - 34KV	JCPL TL - 34KV	35800 - Undergrnd Conductr,Devices	Arrester, Lightning Mass	\$13,992.76	\$2,316.09	\$11,676.67
JCP&L Jersey Central Pwr & Lht	JCPL TL - 34KV	JCPL TL - 34KV	35800 - Undergrnd Conductr,Devices	Cable	\$14,135.58	\$15,015.76	(\$880.18)
JCP&L Jersey Central Pwr & Lht	JCPL TL - 34KV	JCPL TL - 34KV	35800 - Undergrnd Conductr,Devices	Fault Detector	\$14,678.28	\$1,129.98	\$13,548.30
JCP&L Jersey Central Pwr & Lht	JCPL TL - 34KV	JCPL TL - 34KV	35800 - Undergrnd Conductr,Devices	Cable	\$17,781.07	\$19,329.77	(\$1,548.70)
JCP&L Jersey Central Pwr & Lht	JCPL TL - 34KV	JCPL TL - 34KV	35800 - Undergrnd Conductr,Devices	Cable	\$27,808.42	\$30,652.65	(\$2,844.23)
JCP&L Jersey Central Pwr & Lht	JCPL TL - 34KV	JCPL TL - 34KV	35800 - Undergrnd Conductr,Devices	Terminator/Elbow	\$28,125.85	\$427.13	\$27,698.72
JCP&L Jersey Central Pwr & Lht	JCPL TL - 34KV	JCPL TL - 34KV	35800 - Undergrnd Conductr,Devices	Cable	\$29,979.14	\$13,417.67	\$16,561.47
JCP&L Jersey Central Pwr & Lht	JCPL TL - 34KV	JCPL TL - 34KV	35800 - Undergrnd Conductr,Devices	Fault Detector	\$30,615.69	\$5,067.52	\$25,548.17
JCP&L Jersey Central Pwr & Lht	JCPL TL - 34KV	JCPL TL - 34KV	35800 - Undergrnd Conductr,Devices	Cable	\$34,222.38	\$34,199.31	\$23.07
JCP&L Jersey Central Pwr & Lht	JCPL TL - 34KV	JCPL TL - 34KV	35800 - Undergrnd Conductr,Devices	Underground Cable Splice	\$35,414.12	\$1,506.82	\$33,907.30
JCP&L Jersey Central Pwr & Lht	JCPL TL - 34KV	JCPL TL - 34KV	35800 - Undergrnd Conductr,Devices	Cable	\$36,570.52	\$40,220.04	(\$3,649.52)
JCP&L Jersey Central Pwr & Lht	JCPL TL - 34KV	JCPL TL - 34KV	35800 - Undergrnd Conductr,Devices	Cable	\$37,597.94	\$29,869.16	\$7,728.78
JCP&L Jersey Central Pwr & Lht	JCPL TL - 34KV	JCPL TL - 34KV	35800 - Undergrnd Conductr,Devices	Underground Cable Splice	\$38,256.67	\$580.98	\$37,675.69
JCP&L Jersey Central Pwr & Lht	JCPL TL - 34KV	JCPL TL - 34KV	35800 - Undergrnd Conductr,Devices	Cable	\$40,112.28	\$8,939.59	\$31,172.69
JCP&L Jersey Central Pwr & Lht	JCPL TL - 34KV	JCPL TL - 34KV	35800 - Undergrnd Conductr,Devices	Cable	\$42,047.70	\$35,742.38	\$6,305.32
JCP&L Jersey Central Pwr & Lht	JCPL TL - 34KV	JCPL TL - 34KV	35800 - Undergrnd Conductr,Devices	Cable	\$44,884.67	\$49,456.37	(\$4,571.70)
JCP&L Jersey Central Pwr & Lht	JCPL TL - 34KV	JCPL TL - 34KV	35800 - Undergrnd Conductr,Devices	Underground Cable Splice	\$47,066.58	\$5,031.45	\$42,035.13
JCP&L Jersey Central Pwr & Lht	JCPL TL - 34KV	JCPL TL - 34KV	35800 - Undergrnd Conductr,Devices	Cable	\$53,306.17	\$26,882.56	\$26,423.61
JCP&L Jersey Central Pwr & Lht	JCPL TL - 34KV	JCPL TL - 34KV	35800 - Undergrnd Conductr,Devices	Cable	\$54,338.31	\$57,318.03	(\$2,979.72)
JCP&L Jersey Central Pwr & Lht	JCPL TL - 34KV	JCPL TL - 34KV	35800 - Undergrnd Conductr,Devices	Cable	\$60,021.95	\$28,562.12	\$31,459.83
JCP&L Jersey Central Pwr & Lht	JCPL TL - 34KV	JCPL TL - 34KV	35800 - Undergrnd Conductr,Devices	Cable	\$62,474.11	\$65,370.87	(\$2,896.76)
JCP&L Jersey Central Pwr & Lht	JCPL TL - 34KV	JCPL TL - 34KV	35800 - Undergrnd Conductr,Devices	Cable	\$63,180.69	\$67,882.93	(\$4,702.24)
JCP&L Jersey Central Pwr & Lht	JCPL TL - 34KV	JCPL TL - 34KV	35800 - Undergrnd Conductr,Devices	Cable	\$64,398.71	\$63,336.88	\$1,061.83
JCP&L Jersey Central Pwr & Lht	JCPL TL - 34KV	JCPL TL - 34KV	35800 - Undergrnd Conductr,Devices	Non-Unitized	\$65,589.39	\$996.07	\$64,593.32
JCP&L Jersey Central Pwr & Lht	JCPL TL - 34KV	JCPL TL - 34KV	35800 - Undergrnd Conductr,Devices	Cable	\$71,627.17	\$52,764.31	\$18,862.86
JCP&L Jersey Central Pwr & Lht	JCPL TL - 34KV	JCPL TL - 34KV	35800 - Undergrnd Conductr,Devices	Cable	\$73,743.71	\$80,730.05	(\$6,986.34)
JCP&L Jersey Central Pwr & Lht	JCPL TL - 34KV	JCPL TL - 34KV	35800 - Undergrnd Conductr,Devices	Cable	\$74,447.22	\$75,442.95	(\$995.73)
JCP&L Jersey Central Pwr & Lht	JCPL TL - 34KV	JCPL TL - 34KV	35800 - Undergrnd Conductr,Devices	Cable	\$75,358.63	\$83,063.34	(\$7,704.71)
JCP&L Jersey Central Pwr & Lht	JCPL TL - 34KV	JCPL TL - 34KV	35800 - Undergrnd Conductr,Devices	Switch - Mass	\$76,288.62	\$12,627.32	\$63,661.30
JCP&L Jersey Central Pwr & Lht	JCPL TL - 34KV	JCPL TL - 34KV	35800 - Undergrnd Conductr,Devices	Switch - Mass	\$79,488.45	\$17,715.13	\$61,773.32
JCP&L Jersey Central Pwr & Lht	JCPL TL - 34KV	JCPL TL - 34KV	35800 - Undergrnd Conductr,Devices	Cable	\$89,549.86	\$92,839.58	(\$3,289.72)
JCP&L Jersey Central Pwr & Lht	JCPL TL - 34KV	JCPL TL - 34KV	35800 - Undergrnd Conductr,Devices	Cable	\$98,698.13	\$24,791.67	\$73,906.46
JCP&L Jersey Central Pwr & Lht	JCPL TL - 34KV	JCPL TL - 34KV	35800 - Undergrnd Conductr,Devices	Cable	\$106,856.53	\$66,215.98	\$40,640.55
JCP&L Jersey Central Pwr & Lht	JCPL TL - 34KV	JCPL TL - 34KV	35800 - Undergrnd Conductr,Devices	Cable	\$107,259.46	\$118,131.70	(\$10,872.24)
JCP&L Jersey Central Pwr & Lht	JCPL TL - 34KV	JCPL TL - 34KV	35800 - Undergrnd Conductr,Devices	Cable	\$113,008.51	\$92,964.43	\$20,044.08
JCP&L Jersey Central Pwr & Lht	JCPL TL - 34KV	JCPL TL - 34KV	35800 - Undergrnd Conductr,Devices	Cable	\$113,950.05	\$121,786.02	(\$7,835.97)
JCP&L Jersey Central Pwr & Lht	JCPL TL - 34KV	JCPL TL - 34KV	35800 - Undergrnd Conductr,Devices	Cable	\$141,369.57	\$27,471.78	\$113,897.79
JCP&L Jersey Central Pwr & Lht	JCPL TL - 34KV	JCPL TL - 34KV	35800 - Undergrnd Conductr,Devices	Cable	\$149,615.78	\$2,272.14	\$147,343.64
JCP&L Jersey Central Pwr & Lht	JCPL TL - 34KV	JCPL TL - 34KV	35800 - Undergrnd Conductr,Devices	Cable	\$167,035.10	\$65,367.21	\$101,667.89
JCP&L Jersey Central Pwr & Lht	JCPL TL - 34KV	JCPL TL - 34KV	35800 - Undergrnd Conductr,Devices	Cable	\$170,397.30	\$130,474.59	\$39,922.71
JCP&L Jersey Central Pwr & Lht	JCPL TL - 34KV	JCPL TL - 34KV	35800 - Undergrnd Conductr,Devices	Underground Cable Splice	\$207,484.63	\$15,833.24	\$191,651.39
JCP&L Jersey Central Pwr & Lht	JCPL TL - 34KV	JCPL TL - 34KV	35800 - Undergrnd Conductr,Devices	Cable	\$218,520.14	\$116,451.08	\$102,069.06
JCP&L Jersey Central Pwr & Lht	JCPL TL - 34KV	JCPL TL - 34KV	35800 - Undergrnd Conductr,Devices	Cable	\$220,987.88	\$149,858.64	\$71,129.24
JCP&L Jersey Central Pwr & Lht	JCPL TL - 34KV	JCPL TL - 34KV	35800 - Undergrnd Conductr,Devices	Cable	\$278,876.14	\$300,997.42	(\$22,121.28)
JCP&L Jersey Central Pwr & Lht	JCPL TL - 34KV	JCPL TL - 34KV	35800 - Undergrnd Conductr,Devices	Cable	\$285,229.41	\$275,481.78	\$9,747.63
JCP&L Jersey Central Pwr & Lht	JCPL TL - 34KV	JCPL TL - 34KV	35800 - Undergrnd Conductr,Devices	Cable	\$291,082.34	\$48,180.08	\$242,902.26
JCP&L Jersey Central Pwr & Lht	JCPL TL - 34KV	JCPL TL - 34KV	35800 - Undergrnd Conductr,Devices	Cable	\$291,864.77	\$12,644.95	\$279,219.82
JCP&L Jersey Central Pwr & Lht	JCPL TL - 34KV	JCPL TL - 34KV	35800 - Undergrnd Conductr,Devices	Cable	\$296,690.48	\$209,886.20	\$86,804.28

Company	Major Location	Asset Location	Utility Account	Asset Retirement Unit	Book Cost	Allocated Reserve	Net Book Value
JCP&L Jersey Central Pwr & Lht	JCPL TL - 34KV	JCPL TL - 34KV	35800 - Undergrnd Conductr,Devices	Switch - Mass	\$310,593.41	\$4,716.82	\$305,876.59
JCP&L Jersey Central Pwr & Lht	JCPL TL - 34KV	JCPL TL - 34KV	35800 - Undergrnd Conductr,Devices	Cable	\$311,979.61	\$184,255.52	\$127,724.09
JCP&L Jersey Central Pwr & Lht	JCPL TL - 34KV	JCPL TL - 34KV	35800 - Undergrnd Conductr,Devices	Cable	\$318,484.31	\$23,182.80	\$295,301.51
JCP&L Jersey Central Pwr & Lht	JCPL TL - 34KV	JCPL TL - 34KV	35800 - Undergrnd Conductr,Devices	Cable	\$327,579.51	\$34,249.37	\$293,330.14
JCP&L Jersey Central Pwr & Lht	JCPL TL - 34KV	JCPL TL - 34KV	35800 - Undergrnd Conductr,Devices	Cable	\$345,865.88	\$374,752.71	(\$28,886.83)
JCP&L Jersey Central Pwr & Lht	JCPL TL - 34KV	JCPL TL - 34KV	35800 - Undergrnd Conductr,Devices	Cable	\$385,103.77	\$249,878.84	\$135,224.93
JCP&L Jersey Central Pwr & Lht	JCPL TL - 34KV	JCPL TL - 34KV	35800 - Undergrnd Conductr,Devices	Cable	\$535,439.74	\$549,254.37	(\$13,814.63)
JCP&L Jersey Central Pwr & Lht	JCPL TL - 34KV	JCPL TL - 34KV	35800 - Undergrnd Conductr,Devices	Cable	\$577,894.99	\$161,432.44	\$416,462.55
JCP&L Jersey Central Pwr & Lht	JCPL TL - 34KV	JCPL TL - 34KV	35800 - Undergrnd Conductr,Devices	Cable	\$648,245.02	\$613,378.99	\$34,866.03
JCP&L Jersey Central Pwr & Lht	JCPL TL - 34KV	JCPL TL - 34KV	35800 - Undergrnd Conductr,Devices	Cable	\$5,910,298.69	\$1,816,776.71	\$4,093,521.98
		JCPL TL - 34KV Total			\$14,553,646.60	\$6,884,969.28	\$7,668,677.32
JCP&L Jersey Central Pwr & Lht	JCPL TRANS SUBS	MANITOU SUB	35800 - Undergrnd Conductr,Devices	Cable	\$44,063.72	\$4,714.85	\$39,348.87
		MANITOU SUB Total			\$44,063.72	\$4,714.85	\$39,348.87
JCP&L Jersey Central Pwr & Lht	JCPL DIST SUBS	NEW LISBON SUB	35800 - Undergrnd Conductr,Devices	Fault Detector	\$3,811.43	\$253.70	\$3,557.73
JCP&L Jersey Central Pwr & Lht	JCPL DIST SUBS	NEW LISBON SUB	35800 - Undergrnd Conductr,Devices	Cable	\$58,185.43	\$3,873.03	\$54,312.40
		NEW LISBON SUB Total			\$61,996.86	\$4,126.73	\$57,870.13
JCP&L Jersey Central Pwr & Lht	JCPL SUB-TRANS SUBS	NEWTON SUBTRAN SUB	35800 - Undergrnd Conductr,Devices	Cable	\$61,317.26	\$4,081.49	\$57,235.77
		NEWTON SUBTRAN SUB Total			\$61,317.26	\$4,081.49	\$57,235.77
JCP&L Jersey Central Pwr & Lht	JCPL TL - 115KV	RARITAN to LARRABEE	35800 - Undergrnd Conductr,Devices	Underground Cable Splice	\$5,283.63	\$565.35	\$4,718.28
JCP&L Jersey Central Pwr & Lht	JCPL TL - 115KV	RARITAN to LARRABEE	35800 - Undergrnd Conductr,Devices	Cable	\$31,762.29	\$3,398.59	\$28,363.70
		RARITAN to LARRABEE Total			\$37,045.92	\$3,963.94	\$33,081.98
JCP&L Jersey Central Pwr & Lht	JCPL SUB-TRANS SUBS	READINGTON SUB	35800 - Undergrnd Conductr,Devices	Cable	\$94,606.43	\$6,297.34	\$88,309.09
		READINGTON SUB Total			\$94,606.43	\$6,297.34	\$88,309.09
JCP&L Jersey Central Pwr & Lht	JCPL TL - 500KV	SMITHBURG to DEANS-790127	35800 - Undergrnd Conductr,Devices	Cable	\$13,822.17	\$5,083.80	\$8,738.37
		SMITHBURG to DEANS-790127 Total			\$13,822.17	\$5,083.80	\$8,738.37
JCP&L Jersey Central Pwr & Lht	JCPL - UNSPECIFIED	Unspecified JCPL	35800 - Undergrnd Conductr,Devices	Non-Unitized	\$19.04	\$0.29	\$18.75
JCP&L Jersey Central Pwr & Lht	JCPL - UNSPECIFIED	Unspecified JCPL	35800 - Undergrnd Conductr,Devices	Cable	\$12,801.64	\$2,642.97	\$10,158.67
JCP&L Jersey Central Pwr & Lht	JCPL - UNSPECIFIED	Unspecified JCPL	35800 - Undergrnd Conductr,Devices	Cable	\$14,694.32	\$625.22	\$14,069.10
JCP&L Jersey Central Pwr & Lht	JCPL - UNSPECIFIED	Unspecified JCPL	35800 - Undergrnd Conductr,Devices	Cable	\$54,967.42	\$12,000.00	\$42,967.42
JCP&L Jersey Central Pwr & Lht	JCPL - UNSPECIFIED	Unspecified JCPL	35800 - Undergrnd Conductr,Devices	Cable	\$64,366.99	\$14,807.18	\$49,559.81
JCP&L Jersey Central Pwr & Lht	JCPL - UNSPECIFIED	Unspecified JCPL	35800 - Undergrnd Conductr,Devices	Cable	\$193,236.17	\$46,719.80	\$146,516.37
JCP&L Jersey Central Pwr & Lht	JCPL - UNSPECIFIED	Unspecified JCPL	35800 - Undergrnd Conductr,Devices	Unspecified	\$835,282.52	\$55,599.38	\$779,683.14
		Unspecified JCPL Total			\$1,175,368.10	\$132,394.84	\$1,042,973.26
JCP&L Jersey Central Pwr & Lht	JCPL TL - 230KV	W WHARTON to FRANKLIN	35800 - Undergrnd Conductr,Devices	Fault Detector	\$26,146.05	\$1,740.37	\$24,405.68
		W WHARTON to FRANKLIN Total			\$26,146.05	\$1,740.37	\$24,405.68
			35800 - Undergrnd Conductr,Devices Total		\$18,219,282.81	\$7,186,686.12	\$11,032,596.69
JCP&L Jersey Central Pwr & Lht	JCPL TL - 34KV	JCPL TL - 34KV	35900 - Roads And Trails	Road & Trails	\$14,202.61	\$6,955.81	\$7,246.80
		JCPL TL - 34KV Total			\$14,202.61	\$6,955.81	\$7,246.80
JCP&L Jersey Central Pwr & Lht	JCPL TL - 230KV	KITTATINNY to MONTVILLE TAP to TWR 75-2085	35900 - Roads And Trails	Road & Trails	\$257,136.91	\$149,260.49	\$107,876.42
		KITTATINNY to MONTVILLE TAP to TWR 75-2085 Total			\$257,136.91	\$149,260.49	\$107,876.42
JCP&L Jersey Central Pwr & Lht	JCPL TL - 230KV	MANITOU to WHITING	35900 - Roads And Trails	Road & Trails	\$8,771.43	\$4,708.61	\$4,062.82
		MANITOU to WHITING Total			\$8,771.43	\$4,708.61	\$4,062.82
JCP&L Jersey Central Pwr & Lht	JCPL TL - 230KV	RED BANK to ATLANTIC CITY	35900 - Roads And Trails	Road & Trails	\$3,211.17	\$2,333.34	\$877.83
		RED BANK to ATLANTIC CITY Total			\$3,211.17	\$2,333.34	\$877.83
JCP&L Jersey Central Pwr & Lht	JCPL TL - 115KV	SMITHBURG to LARRABEE	35900 - Roads And Trails	Road & Trails	\$30,443.42	\$14,995.74	\$15,447.68
JCP&L Jersey Central Pwr & Lht	JCPL TL - 115KV	SMITHBURG to LARRABEE	35900 - Roads And Trails	Road & Trails	\$52,592.60	\$27,072.42	\$25,520.18
		SMITHBURG to LARRABEE Total			\$83,036.02	\$42,068.16	\$40,967.86
JCP&L Jersey Central Pwr & Lht	JCPL - UNSPECIFIED	Unspecified JCPL	35900 - Roads And Trails	Unspecified	\$101,246.37	\$5,154.25	\$96,092.12
		Unspecified JCPL Total			\$101,246.37	\$5,154.25	\$96,092.12
JCP&L Jersey Central Pwr & Lht	JCPL TL - 230KV	WHITINGS to VANHISEVILLE	35900 - Roads And Trails	Road & Trails	\$1,667,918.42	\$931,903.20	\$736,015.22
		WHITINGS to VANHISEVILLE Total			\$1,667,918.42	\$931,903.20	\$736,015.22
			35900 - Roads And Trails Total		\$2,135,522.93	\$1,142,383.86	\$993,139.07
JCP&L Jersey Central Pwr & Lht	JCPL - UNSPECIFIED	Unspecified JCPL	35910 - ARC Transmission	ARO	\$3,410.49	\$1,312.54	\$2,097.95
		Unspecified JCPL Total			\$3,410.49	\$1,312.54	\$2,097.95
			35910 - ARC Transmission Total		\$3,410.49	\$1,312.54	\$2,097.95
JCP&L Jersey Central Pwr & Lht	JCPL SUB-TRANS SUBS	FRENEAU SUB	39010 - Structures, Improvements	Building	\$837.06	\$626.97	\$210.09
JCP&L Jersey Central Pwr & Lht	JCPL SUB-TRANS SUBS	FRENEAU SUB	39010 - Structures, Improvements	Air Conditioner Unit	\$9,540.00	\$2,548.18	\$6,991.82
		FRENEAU SUB Total			\$10,377.06	\$3,175.15	\$7,201.91

Company	Major Location	Asset Location	Utility Account	Asset Retirement Unit	Book Cost	Allocated Reserve	Net Book Value
JCP&L Jersey Central Pwr & Lht	JCPL TRANS SUBS	LARRABEE SUB	39010 - Structures, Improvements	Building	\$837.06	\$626.97	\$210.09
JCP&L Jersey Central Pwr & Lht	JCPL TRANS SUBS	LARRABEE SUB	39010 - Structures, Improvements	Building	\$2,160.05	\$715.34	\$1,444.71
JCP&L Jersey Central Pwr & Lht	JCPL TRANS SUBS	LARRABEE SUB	39010 - Structures, Improvements	HVAC	\$5,446.32	\$1,454.74	\$3,991.58
		LARRABEE SUB Total			\$8,443.43	\$2,797.05	\$5,646.38
			39010 - Structures, Improvements Total		\$18,820.49	\$5,972.20	\$12,848.29
JCP&L Jersey Central Pwr & Lht	JCPL SUB-TRANS SUBS	FRENEAU SUB	39020 - Clearing, Grading of Land	Sanitary/Septic Sewer System	\$1,226.39	\$1,075.75	\$150.64
		FRENEAU SUB Total			\$1,226.39	\$1,075.75	\$150.64
			39020 - Clearing, Grading of Land Total		\$1,226.39	\$1,075.75	\$150.64
JCP&L Jersey Central Pwr & Lht	JCPL SUB-TRANS SUBS	ALLENHURST DISPATCH SUB	39700 - Communication Equipment	JCPL - Communication Equipment	\$198.64	\$196.84	\$1.80
JCP&L Jersey Central Pwr & Lht	JCPL SUB-TRANS SUBS	ALLENHURST DISPATCH SUB	39700 - Communication Equipment	Radios	\$1,257.62	\$1,126.44	\$131.18
JCP&L Jersey Central Pwr & Lht	JCPL SUB-TRANS SUBS	ALLENHURST DISPATCH SUB	39700 - Communication Equipment	JCPL - Communication Equipment	\$2,731.87	\$2,446.92	\$284.95
		ALLENHURST DISPATCH SUB Total			\$4,188.13	\$3,770.20	\$417.93
JCP&L Jersey Central Pwr & Lht	JCPL DIST SUBS	ALLENWOOD SUB	39700 - Communication Equipment	JCPL - Communication Equipment	\$4,547.94	\$4,297.07	\$250.87
		ALLENWOOD SUB Total			\$4,547.94	\$4,297.07	\$250.87
JCP&L Jersey Central Pwr & Lht	JCPL DIST SUBS	BOONTON SUB	39700 - Communication Equipment	JCPL - Communication Equipment	\$5,037.23	\$3,308.43	\$1,728.80
		BOONTON SUB Total			\$5,037.23	\$3,308.43	\$1,728.80
JCP&L Jersey Central Pwr & Lht	JCPL DIST SUBS	BRADLEY BEACH SUB	39700 - Communication Equipment	Radios	\$1,890.60	\$1,873.51	\$17.09
		BRADLEY BEACH SUB Total			\$1,890.60	\$1,873.51	\$17.09
JCP&L Jersey Central Pwr & Lht	JCPL DIST SUBS	CEDAR KNOLLS SUB	39700 - Communication Equipment	Non-Unitized	(\$616,323.82)	(\$157,614.51)	(\$458,709.31)
		CEDAR KNOLLS SUB Total			(\$616,323.82)	(\$157,614.51)	(\$458,709.31)
JCP&L Jersey Central Pwr & Lht	JCPL TL - 230KV	CHESTER SUB to W. WHARTON SUB	39700 - Communication Equipment	Communication System	\$427,846.72	\$364,013.99	\$63,832.73
		CHESTER SUB to W. WHARTON SUB Total			\$427,846.72	\$364,013.99	\$63,832.73
JCP&L Jersey Central Pwr & Lht	JCPL SUB-TRANS SUBS	CHESTER SUBTRAN SUB	39700 - Communication Equipment	Ovrhead Structures	\$173,772.06	\$147,846.08	\$25,925.98
		CHESTER SUBTRAN SUB Total			\$173,772.06	\$147,846.08	\$25,925.98
JCP&L Jersey Central Pwr & Lht	JCPL DIST SUBS	Costco Sub	39700 - Communication Equipment	JCPL - Communication Equipment	\$444.96	\$274.46	\$170.50
		Costco Sub Total			\$444.96	\$274.46	\$170.50
JCP&L Jersey Central Pwr & Lht	JCPL DIST SUBS	FELTUS STREET SUB	39700 - Communication Equipment	JCPL - Communication Equipment	\$133.84	\$132.63	\$1.21
JCP&L Jersey Central Pwr & Lht	JCPL DIST SUBS	FELTUS STREET SUB	39700 - Communication Equipment	JCPL - Communication Equipment	\$408.86	\$401.37	\$7.49
JCP&L Jersey Central Pwr & Lht	JCPL DIST SUBS	FELTUS STREET SUB	39700 - Communication Equipment	JCPL - Communication Equipment	\$1,377.13	\$1,331.44	\$45.69
		FELTUS STREET SUB Total			\$1,919.83	\$1,865.44	\$54.39
JCP&L Jersey Central Pwr & Lht	JCPL SUB-TRANS SUBS	FRENEAU SUB	39700 - Communication Equipment	JCPL - Communication Equipment	\$109.40	\$107.40	\$2.00
JCP&L Jersey Central Pwr & Lht	JCPL SUB-TRANS SUBS	FRENEAU SUB	39700 - Communication Equipment	JCPL - Communication Equipment	\$370.96	\$368.73	\$2.23
JCP&L Jersey Central Pwr & Lht	JCPL SUB-TRANS SUBS	FRENEAU SUB	39700 - Communication Equipment	Microwave System	\$519.29	\$518.61	\$0.68
JCP&L Jersey Central Pwr & Lht	JCPL SUB-TRANS SUBS	FRENEAU SUB	39700 - Communication Equipment	Minor Equipment	\$873.47	\$865.58	\$7.89
JCP&L Jersey Central Pwr & Lht	JCPL SUB-TRANS SUBS	FRENEAU SUB	39700 - Communication Equipment	JCPL - Communication Equipment	\$1,061.28	\$1,002.74	\$58.54
JCP&L Jersey Central Pwr & Lht	JCPL SUB-TRANS SUBS	FRENEAU SUB	39700 - Communication Equipment	Radios	\$2,167.55	\$2,167.55	\$0.00
JCP&L Jersey Central Pwr & Lht	JCPL SUB-TRANS SUBS	FRENEAU SUB	39700 - Communication Equipment	Radios	\$3,439.83	\$3,435.30	\$4.53
JCP&L Jersey Central Pwr & Lht	JCPL SUB-TRANS SUBS	FRENEAU SUB	39700 - Communication Equipment	Microwave System	\$5,101.82	\$5,089.98	\$11.84
JCP&L Jersey Central Pwr & Lht	JCPL SUB-TRANS SUBS	FRENEAU SUB	39700 - Communication Equipment	JCPL - Communication Equipment	\$59,632.13	\$43,578.79	\$16,053.34
		FRENEAU SUB Total			\$73,275.73	\$57,134.68	\$16,141.05
JCP&L Jersey Central Pwr & Lht	JCPL SUB-TRANS SUBS	GILBERT SUB	39700 - Communication Equipment	Cable	\$12,801.26	\$9,355.08	\$3,446.18
		GILBERT SUB Total			\$12,801.26	\$9,355.08	\$3,446.18
JCP&L Jersey Central Pwr & Lht	JCPL TL - 230KV	GILBERT SUB to GLEN GARDNER SUB	39700 - Communication Equipment	Communication System	\$1,146,335.37	\$975,307.50	\$171,027.87
		GILBERT SUB to GLEN GARDNER SUB Total			\$1,146,335.37	\$975,307.50	\$171,027.87
JCP&L Jersey Central Pwr & Lht	JCPL SUB-TRANS SUBS	GILLETTE SUB	39700 - Communication Equipment	JCPL - Communication Equipment	\$17,363.37	\$14,772.84	\$2,590.53
JCP&L Jersey Central Pwr & Lht	JCPL SUB-TRANS SUBS	GILLETTE SUB	39700 - Communication Equipment	Ovrhead Structures	\$177,806.02	\$151,278.19	\$26,527.83
		GILLETTE SUB Total			\$195,169.39	\$166,051.03	\$29,118.36
JCP&L Jersey Central Pwr & Lht	JCPL TRANS SUBS	GLEN GARDNER SUB	39700 - Communication Equipment	Cable	\$12,801.27	\$9,355.09	\$3,446.18
JCP&L Jersey Central Pwr & Lht	JCPL TRANS SUBS	GLEN GARDNER SUB	39700 - Communication Equipment	JCPL - Communication Equipment	\$14,434.29	\$12,280.76	\$2,153.53
JCP&L Jersey Central Pwr & Lht	JCPL TRANS SUBS	GLEN GARDNER SUB	39700 - Communication Equipment	Ovrhead Structures	\$173,772.06	\$147,846.08	\$25,925.98
		GLEN GARDNER SUB Total			\$201,007.62	\$169,481.93	\$31,525.69
JCP&L Jersey Central Pwr & Lht	JCPL TL - 230KV	GLEN GARDNER SUB to CHESTER SUB	39700 - Communication Equipment	Communication System	\$1,110,437.71	\$944,765.60	\$165,672.11
		GLEN GARDNER SUB to CHESTER SUB Total			\$1,110,437.71	\$944,765.60	\$165,672.11
JCP&L Jersey Central Pwr & Lht	JCPL TL - 230KV	GLEN GARDNER to WHIPPANY-MORRISTOWN	39700 - Communication Equipment	Communication System	\$250,885.35	\$213,454.43	\$37,430.92
		GLEN GARDNER to WHIPPANY-MORRISTOWN Total			\$250,885.35	\$213,454.43	\$37,430.92
JCP&L Jersey Central Pwr & Lht	JCPL TRANS SUBS	GREYSTONE PARK SUB	39700 - Communication Equipment	Cable	\$12,801.27	\$9,355.09	\$3,446.18
JCP&L Jersey Central Pwr & Lht	JCPL TRANS SUBS	GREYSTONE PARK SUB	39700 - Communication Equipment	JCPL - Communication Equipment	\$14,434.29	\$12,280.76	\$2,153.53
JCP&L Jersey Central Pwr & Lht	JCPL TRANS SUBS	GREYSTONE PARK SUB	39700 - Communication Equipment	Ovrhead Structures	\$169,227.54	\$143,979.58	\$25,247.96

Company	Major Location	Asset Location	Utility Account	Asset Retirement Unit	Book Cost	Allocated Reserve	Net Book Value
		GREYSTONE PARK SUB Total			\$196,463.10	\$165,615.43	\$30,847.67
JCP&L Jersey Central Pwr & Lht	JCPL TRANS SUBS	KITTATINNY TRANS SUB	39700 - Communication Equipment	Microwave System	\$140.12	\$139.79	\$0.33
JCP&L Jersey Central Pwr & Lht	JCPL TRANS SUBS	KITTATINNY TRANS SUB	39700 - Communication Equipment	Microwave System	\$4,450.60	\$4,433.52	\$17.08
		KITTATINNY TRANS SUB Total			\$4,590.72	\$4,573.31	\$17.41
JCP&L Jersey Central Pwr & Lht	JCPL TRANS SUBS	LARRABEE SUB	39700 - Communication Equipment	JCPL - Communication Equipment	\$4.59	\$4.59	\$0.00
JCP&L Jersey Central Pwr & Lht	JCPL TRANS SUBS	LARRABEE SUB	39700 - Communication Equipment	JCPL - Communication Equipment	\$219.70	\$216.83	\$2.87
JCP&L Jersey Central Pwr & Lht	JCPL TRANS SUBS	LARRABEE SUB	39700 - Communication Equipment	Radios	\$870.71	\$870.71	\$0.00
JCP&L Jersey Central Pwr & Lht	JCPL TRANS SUBS	LARRABEE SUB	39700 - Communication Equipment	JCPL - Communication Equipment	\$938.89	\$821.07	\$117.82
JCP&L Jersey Central Pwr & Lht	JCPL TRANS SUBS	LARRABEE SUB	39700 - Communication Equipment	Radios	\$3,334.63	\$3,333.54	\$1.09
		LARRABEE SUB Total			\$5,368.52	\$5,246.74	\$121.78
JCP&L Jersey Central Pwr & Lht	JCPL SUB-TRANS SUBS	MORRIS PARK SUB	39700 - Communication Equipment	Microwave System	\$364,092.21	\$266,076.32	\$98,015.89
		MORRIS PARK SUB Total			\$364,092.21	\$266,076.32	\$98,015.89
JCP&L Jersey Central Pwr & Lht	JCPL SUB-TRANS SUBS	MORRISTOWN SUB	39700 - Communication Equipment	Ovrhead Structures	\$173,772.06	\$147,846.08	\$25,925.98
		MORRISTOWN SUB Total			\$173,772.06	\$147,846.08	\$25,925.98
JCP&L Jersey Central Pwr & Lht	JCPL DIST SUBS	POINT PLEASANT SUB	39700 - Communication Equipment	JCPL - Communication Equipment	\$163.95	\$162.47	\$1.48
JCP&L Jersey Central Pwr & Lht	JCPL DIST SUBS	POINT PLEASANT SUB	39700 - Communication Equipment	JCPL - Communication Equipment	\$262.42	\$244.25	\$18.17
JCP&L Jersey Central Pwr & Lht	JCPL DIST SUBS	POINT PLEASANT SUB	39700 - Communication Equipment	JCPL - Communication Equipment	\$283.72	\$278.52	\$5.20
JCP&L Jersey Central Pwr & Lht	JCPL DIST SUBS	POINT PLEASANT SUB	39700 - Communication Equipment	Radios	\$300.00	\$300.00	\$0.00
JCP&L Jersey Central Pwr & Lht	JCPL DIST SUBS	POINT PLEASANT SUB	39700 - Communication Equipment	JCPL - Communication Equipment	\$3,657.12	\$3,455.39	\$201.73
		POINT PLEASANT SUB Total			\$4,667.21	\$4,440.63	\$226.58
JCP&L Jersey Central Pwr & Lht	JCPL TL - 230KV	PORTLAND to GRAYSTONE to WHIPPANY	39700 - Communication Equipment	Communication System	\$404,569.58	\$344,209.69	\$60,359.89
		PORTLAND to GRAYSTONE to WHIPPANY Total			\$404,569.58	\$344,209.69	\$60,359.89
JCP&L Jersey Central Pwr & Lht	JCPL TRANS SUBS	RARITAN RIVER STATION SUB	39700 - Communication Equipment	Non-Unitized	\$1,703.96	\$38.83	\$1,665.13
		RARITAN RIVER STATION SUB Total			\$1,703.96	\$38.83	\$1,665.13
JCP&L Jersey Central Pwr & Lht	JCPL DIST SUBS	RIDGE SUB	39700 - Communication Equipment	Telephone Equipment	\$43,916.84	\$32,094.15	\$11,822.69
		RIDGE SUB Total			\$43,916.84	\$32,094.15	\$11,822.69
JCP&L Jersey Central Pwr & Lht	JCPL DIST SUBS	RIVERDALE SUB	39700 - Communication Equipment	JCPL - Communication Equipment	\$30.33	\$30.26	\$0.07
JCP&L Jersey Central Pwr & Lht	JCPL DIST SUBS	RIVERDALE SUB	39700 - Communication Equipment	JCPL - Communication Equipment	\$279.60	\$277.07	\$2.53
JCP&L Jersey Central Pwr & Lht	JCPL DIST SUBS	RIVERDALE SUB	39700 - Communication Equipment	JCPL - Communication Equipment	\$345.55	\$341.03	\$4.52
		RIVERDALE SUB Total			\$655.48	\$648.36	\$7.12
JCP&L Jersey Central Pwr & Lht	JCPL CUST SUBS	STOCKTON SUB	39700 - Communication Equipment	JCPL - Communication Equipment	\$150.28	\$79.96	\$70.32
JCP&L Jersey Central Pwr & Lht	JCPL CUST SUBS	STOCKTON SUB	39700 - Communication Equipment	JCPL - Communication Equipment	\$1,326.09	\$762.73	\$563.36
		STOCKTON SUB Total			\$1,476.37	\$842.69	\$633.68
JCP&L Jersey Central Pwr & Lht	JCPL TL - 230KV	W WHARTON SUB to WHIPPANY SUB	39700 - Communication Equipment	Communication System	\$362,437.19	\$308,363.26	\$54,073.93
		W WHARTON SUB to WHIPPANY SUB Total			\$362,437.19	\$308,363.26	\$54,073.93
JCP&L Jersey Central Pwr & Lht	JCPL TRANS SUBS	WERNER SUB	39700 - Communication Equipment	JCPL - Communication Equipment	\$40,750.40	\$32,427.16	\$8,323.24
		WERNER SUB Total			\$40,750.40	\$32,427.16	\$8,323.24
JCP&L Jersey Central Pwr & Lht	JCPL TRANS SUBS	WHIPPANY SUB	39700 - Communication Equipment	JCPL - Communication Equipment	\$0.90	\$0.90	\$0.00
JCP&L Jersey Central Pwr & Lht	JCPL TRANS SUBS	WHIPPANY SUB	39700 - Communication Equipment	Radios	\$577.85	\$577.85	\$0.00
JCP&L Jersey Central Pwr & Lht	JCPL TRANS SUBS	WHIPPANY SUB	39700 - Communication Equipment	Radios	\$1,109.38	\$1,109.38	\$0.00
JCP&L Jersey Central Pwr & Lht	JCPL TRANS SUBS	WHIPPANY SUB	39700 - Communication Equipment	Radios	\$2,705.34	\$2,704.46	\$0.88
		WHIPPANY SUB Total			\$4,393.47	\$4,392.59	\$0.88
		39700 - Communication Equipment Total			\$4,602,093.19	\$4,222,000.16	\$380,093.03
		Grand Total			\$ 1,063,710,229.94	\$ 330,962,981.36	\$ 732,747,248.62

Regulatory Assets to be included on Exhibit A of Capital Contribution Agreement
As of December 31, 2014

	<u>JCP&L</u>	<u>ME</u>	<u>PN</u>	<u>Total</u>
	Actual dollars			
Deferred Storm Costs	13,159,910	1,214,578	-	14,374,488
Vegetation Management	4,696,564	2,458,459	4,581,184	11,736,207

GROUND LEASE

**BETWEEN METROPOLITAN EDISON COMPANY,
LESSOR**

AND

**MID-ATLANTIC INTERSTATE TRANSMISSION, LLC,
LESSEE**

TABLE OF CONTENTS

	Page
ARTICLE 1. Demise of Leased Property	1
Section 1.2 No Warranty.	2
ARTICLE 2. Term.....	2
Section 2.1 Commencement Date: Initial Term: Term.	2
Section 2.2 Extension Periods.....	2
ARTICLE 3. Rent	3
Section 3.1 Base Rent During the Term.....	3
Section 3.2 Payment.....	3
Section 3.3 Net Operating Lease.	3
ARTICLE 4. Permitted Uses of Leased Property and Transmission Facilities	3
ARTICLE 5. Additions/Alterations	4
Section 5.1 Additions/Alterations.....	4
Section 5.2 New Facilities.	4
Section 5.3 Payment of Fair Market Value.	4
Section 5.4 Compliance with Laws.	4
Section 5.5 Additions to Leased Property.....	5
ARTICLE 6. Maintenance of the Premises and Transmission Facilities.....	5
Section 6.1 MAIT Maintenance Obligations.	5
Section 6.2 Patrol: Encroachments.	5
Section 6.3 Lessor Not Responsible for Maintenance.	5
ARTICLE 7. Electric Distribution Facilities on Transmission Facilities and Leased Property.....	6
Section 7.1 Priority Rights for Transmission Facilities.	6
Section 7.2 Proposed Installation of Distribution Facilities.	6
Section 7.3 Relocation of Distribution Facilities.....	6
ARTICLE 8. Lessor’s Reserved Rights to Use the Premises and Transmission Facilities.....	6
Section 8.1 Compatible Uses.	6
Section 8.2 Conflicting Uses.....	7
ARTICLE 9. Compatible Uses by Lessor or Authorized Users.....	7
Section 9.1 Notice of Compatible Use.....	7
Section 9.2 Informational Notices.	8
Section 9.3 Repair Obligations of Lessor Authorized User.	8
Section 9.4 Maintenance Obligation of Lessor or Authorized User.	8
ARTICLE 10. Right of First Offering.....	8
Section 10.1 Sale Offer of Leased Property.....	8
Section 10.2 MAIT’s Lease Rights Preserved.	9
Section 10.3 Sale of Premises other than Leased Property.	9
ARTICLE 11. Taxes and Other Impositions	9
Section 11.1 MAIT’s Responsibility for Impositions.	9
Section 11.2 Apportionment.	9

Section 11.3	Contested Impositions.....	10
Section 11.4	Lessor’s Taxes.....	10
ARTICLE 12.	Compliance With Applicable Laws.....	10
Section 12.1	Compliance with Applicable Law.....	10
Section 12.2	MAIT Contest of Applicable Law.....	11
Section 12.3	Contest of Applicable Law by Lessor or Authorized User.....	11
ARTICLE 13.	Damage or Destruction of Transmission Facilities and Condemnation.....	11
Section 13.1	Damage; Destruction and Condemnation.....	11
Section 13.2	Condemnation Award.....	11
ARTICLE 14.	Environmental Matters.....	12
Section 14.1	Hazardous Material.....	12
Section 14.2	MAIT’s Environmental Indemnity.....	12
Section 14.3	Lessor’s Environmental Indemnity.....	12
Section 14.4	Survival of Environmental Indemnity Covenants.....	13
ARTICLE 15.	Indemnification.....	13
Section 15.1	MAIT’s Indemnification Obligation.....	13
Section 15.2	MAIT’s Indemnification for Lessor’s Costs of Enforcing Lease.....	13
Section 15.3	Workers Compensation Indemnity Waivers.....	13
ARTICLE 16.	Liens.....	14
Section 16.1	No Liens.....	14
Section 16.2	Discharge of Certain Liens.....	14
Section 16.3	No Lessor Consent to Liens.....	14
ARTICLE 17.	Insurance and Waiver of Subrogation.....	14
Section 17.1	Insurance.....	14
Section 17.2	Waivers of Subrogation.....	15
ARTICLE 18.	Lessor’s Rights To Perform MAIT’s Covenants.....	15
ARTICLE 19.	Default Provisions.....	15
Section 19.1	Events of Default.....	15
Section 19.2	Possession Following Event of Default.....	16
Section 19.3	MAIT’s Responsibility for Costs.....	16
Section 19.4	Survival of MAIT’s Payment Obligation.....	17
Section 19.5	Extension of Cure Period for Certain Events of Default.....	17
ARTICLE 20.	Cumulative Remedies, Waiver.....	17
Section 20.1	Cumulative Remedies.....	17
Section 20.2	No Waiver.....	17
ARTICLE 21.	Quiet Enjoyment and Surrender of Leased Property.....	18
Section 21.1	Quiet Enjoyment.....	18
Section 21.2	Surrender of Premises.....	18
Section 21.3	Holdover.....	18
Section 21.4	MAIT’s Right to Terminate Lease as to All or Part of Premises.....	18
Section 21.5	Surrender or Removal of Transmission Facilities.....	19
ARTICLE 22.	Assignment Subletting.....	19

Exhibit KJT-2

Section 22.1	Prohibition Against Assignment of Lease Without Lessor’s Approval.	19
Section 22.2	Prohibition Against Subleasing.....	19
Section 22.3	Permitted Assignments by MAIT.....	19
Section 22.4	Assumption by Assignee.....	20
ARTICLE 23.	Fee Mortgage Indenture	20
ARTICLE 24.	Mortgaging of Leasehold Interest	20
Section 24.1	Leasehold Mortgages.....	20
Section 24.2	Notices to Leasehold Mortgagees.....	20
Section 24.3	No Lease Cancellation, Surrender or Material Modification Without Leasehold Mortgagee Consent.....	21
Section 24.4	Notices of Default to Leasehold Mortgagee.	21
Section 24.5	Payment or Performance by Leasehold Mortgagee.	21
Section 24.6	Leasehold Mortgagee Notices to Lessor of Intention to Cure Event of Default.	21
Section 24.7	Leasehold Mortgagee Opportunities to Cure Events of Default.....	21
Section 24.8	Leasehold Mortgagee Right to New Lease.....	22
Section 24.9	Extension of Term Pursuant to New Lease.....	22
Section 24.10	Benefited Leasehold Mortgagees.....	23
Section 24.11	Possession Pursuant to New Lease.....	23
Section 24.12	Assignment by Leasehold Mortgagee.....	23
ARTICLE 25.	Estoppel Certificates	24
ARTICLE 26.	Miscellaneous.....	24
Section 26.1	Notices.....	24
Section 26.2	Dispute Resolution.....	24
Section 26.3	Invalidity of Particular Provisions.....	25
Section 26.4	Successors and Assigns.....	25
Section 26.5	Amendments: Modifications.....	25
Section 26.6	Memoranda of Lease.....	25
Section 26.7	Governing Law.....	25
Section 26.8	Entire Agreement.....	25
Section 26.9	Further Assurances.....	26

Exhibit A Leased Property

Schedule A Base Rent Formula

INDEX OF DEFINED TERMS

<u>Defined Terms</u>	<u>Where Article or Section Defined</u>
Applicable Laws	Section 8.1
Authorized User	Section 8.1
Base Rent	Section 3.1
Commencement Date	Section 2.1
Compatible Use	Section 8.1
Conflicting Use	Section 8.1
Distribution Facilities	Section 8.1
Event of Default	Section 19.1
Extension Period	Section 2.2
Hazardous Material	Section 14.1
Impositions	Section 11.1
Initial Term	Section 2.1
Initiating User	Section 9.1
Leased Property	Section 1.1
Leasehold Mortgage	Section 24.1
Leasehold Mortgagee	Section 24.1
Lending Institution	Section 24.7
NESC	Section 8.1
Permitted Uses	Article 4
Premises	Section 1.1
Sale Offer	Section 10.1
Term	Section 2.1
MAIT	Preamble
Transmission Facilities	Recitals
Trustee	Article 9

GROUND LEASE

This Lease made as of the [___] day of [____], 2016, by and between METROPOLITAN EDISON COMPANY, a Pennsylvania corporation (“Lessor”), and MID-ATLANTIC INTERSTATE TRANSMISSION, LLC, a Delaware limited liability company (hereinafter referred to as “MAIT”).

RECITALS

On the date of this Lease, Lessor has transferred to MAIT all of the electric energy transmission system of Lessor including, without limitation, all high tension electric transmission lines, towers, poles, posts, cables, conduits, transformers, insulators, meters, electrical connections, fuses, junction boxes and other fixtures and equipment, together with various substations and switching stations, all as more particularly described in the Capital Contribution Agreement executed and delivered by Lessor to MAIT on the date hereof (collectively the “Transmission Facilities”).

Pursuant to this Ground Lease, Lessor leases to MAIT all such lands, easements, franchises and other rights as Lessor has or may have upon, under or over which Transmission Facilities are located on the date hereof, for the purposes and on the terms set forth below.

The Premises are leased to MAIT so as to permit continued use of Transmission Facilities on the portion of the Premises on which the same exist on the date of this Lease for an annual rental representing a reasonable return on Lessor’s net book value thereof. Such terms recognize that Lessor has reserved the right to use, and to permit Authorized Users to use, portions of the Premises for all purposes that do not cause Transmission Facilities to violate the National Electric Safety Code (“NESC”) or Applicable Laws or that do not materially impair MAIT’s ability to satisfy its service obligations under applicable tariffs. Additional, or extensions of, uses of the Premises for MAIT facilities relating to transmission of electricity that additionally burden the Premises are subject to Lessor’s prior written approval, which shall not be withheld except as necessary to preserve Lessor’s Compatible Uses (as hereinafter defined), but will require payment to Lessor of the fair market value for the additional burden or limitation upon other uses resulting therefrom as set forth in this Lease.

NOW, THEREFORE, in consideration of the mutual covenants and promises of the parties hereto, Lessor and MAIT have agreed and do hereby agree as follows:

ARTICLE 1.

Demise of Leased Property

Section 1.1. Premises: Leased Property. Lessor hereby leases to MAIT, and MAIT leases from Lessor, the following described property and rights to the extent of Lessor’s rights interests therein, for the purposes set forth in Article 1 hereof and none other (collectively, the “Premises”):

(a) The tracts or parcels of land described on Exhibit A hereto as fee lands, together with portions of the buildings, structures and fixtures thereon to the extent used for transmission, but not distribution, of electricity on the date of this Lease.

(b) The easements granted to Lessor on, under or over which Transmission Facilities are situated on the date of this Lease, as described on Exhibit A hereto.

(c) The leased lands, servitudes, interests in land, permits, privileges, licenses, consents, franchises and authorizations granted to or held by Lessor on, under or over which Transmission Facilities are situated on the date of this Lease as described on Exhibit A hereto and not identified as being either fee land or an easement.

The portions of the Premises that are required for Transmission Facilities as the same exist and are used for transmission of electricity on the Commencement Date are referred to herein as “Leased Property” and constitute a burden upon the Premises only to the extent necessary for operation of Transmission Facilities thereon in compliance with the NESC and Applicable Laws and MAIT’s service obligations under applicable tariffs. MAIT is to have the priority right to use Leased Property for electric transmission and the right to replace and modify Transmission Facilities on Leased Property so long as the same do not increase MAIT’s uses of, or the burden upon, the portions of the Premises that are not within Leased Property. Because the Premises are primarily used for Transmission Facilities and the Leased Property is not capable of being separately described, MAIT leases the entire Premises and is to be responsible for the control and maintenance thereof and for payment of the Impositions thereon except to the extent specifically provided otherwise in this Lease.

Section 1.2 No Warranty. MAIT accepts the Premises “AS IS” in the condition on the date of this Lease and acknowledges that Lessor has made no representations or with respect thereto including, without limitation, the extent of Lessor’s title thereto or rights in Premises, the location of Transmission Facilities on, under or over the Premises, encroachments Transmission Facilities on the property of others or encroachments of facilities of third parties under or over the Premises,

ARTICLE 2.

Term

Section 2.1 Commencement Date: Initial Term. The Initial Term of this Lease shall commence on the date of this Lease (the “Commencement Date”) and expire at midnight on the twenty-fifth (25th) anniversary of the Lease (hereinafter referred to as the “Initial Term”) unless this Lease shall sooner terminate as provided in this Lease. The Initial Term and any period for which the same may be extended by MAIT pursuant to Section 2.2 hereof is hereinafter referred as the “Term.”

Section 2.2 Extension Periods. MAIT shall have three separate options – consecutive terms of twenty-five (25) years and one term of twenty-four (24) years – to extend the Term of Lease for additional periods such that the total term of the Lease shall not exceed ninety-nine years from the Commencement Date, upon terms and conditions set forth herein, provided MAIT

is not in material default in performing or observing any of its obligations under this Lease at the time of exercise of such option. MAIT shall be deemed to have exercised its option to extend the Term for the Extension Period and the Term shall automatically be so extended unless MAIT have given Lessor written notice of MAIT's decision not to extend the Term at least one (1) year prior to the expiration of the then current Term. If MAIT exercises its options for the three periods, the Parties agree to begin negotiations in the 98th year of the Lease to extend the Lease additional periods beyond ninety-nine (99) years.

ARTICLE 3.

Rent

Section 3.1 Base Rent during the Term. As provided at Schedule A herein, Lessor calculate an annual Base Rent using the following inputs: (i) net book value of the Premises; (ii) MAIT's weighted average cost of capital as reviewed and approved by the Federal Energy Regulatory Commission; (iii) MAIT's statutory tax rate; (iv) property taxes; and (v) all other expenses, liabilities or charges that may be incurred by Lessor pursuant to any lease agreement, license agreement, consent agreement or other similar agreement relating to the Premises. Base rent shall be payable in equal quarterly installments on the first day of each calendar quarter the Term; except that MAIT shall pay to Lessor within five (5) business days after the Commencement Date prorated rent for the period from the Commencement Date to the end of calendar quarter in which the Commencement occurs. A projected base rent will be estimated for quarterly installments until actual information becomes available. At that time, a reconciliation adjustment to reflect actual end of year values will be included in the subsequent quarterly installment.

Section 3.2 Payment. MAIT covenants and agrees to pay Base Rent to Lessor as required by this Lease as and when due and payable. All Base Rent payable, as well as all other amounts payable by MAIT to Lessor pursuant to this Lease, shall be payable to Lessor via the FirstEnergy Utility Money Pool, pursuant to the Revised and Restated FirstEnergy Utility Money Pool Agreement as such agreement may be amended from time to time, or in such other manner at such place as Lessor shall, from time to time, designate by notice to MAIT.

Section 3.3 Net Operating Lease. It is intended that the Base Rent provided for in this Lease shall be absolutely net to Lessor throughout the Term, net of any taxes, costs, expenses, liabilities, charges or other deductions whatsoever, with respect to the Premises or with respect to any interest of Lessor therein, except as specifically provided otherwise herein.

ARTICLE 4.

Permitted Uses of Leased Property and Transmission Facilities

MAIT shall have use of Leased Property for operation of Transmission Facilities solely transmission, but not distribution, of electricity, and purposes incidental thereto including, limitation, operating, inspecting, maintaining, repairing, replacing and removing Transmission Facilities (the "Permitted Uses"). Subject to Article 5 hereof, MAIT shall also have the right to construct, improve, alter and/or relocate Transmission Facilities on Leased Property. MAIT shall

not have the right to use the Premises and MAIT may not permit others to use any Leased or Transmission Facilities for any purpose other than Permitted Uses, all such rights being reserved to Lessor as provided in Article 5.

ARTICLE 5.

Additions/Alterations

Section 5.1 Additions/Alterations. MAIT may construct, erect, alter, add to or relocate Transmission Facilities (an "Addition/Alteration") on Leased Property only after prior written notice thereof to Lessor. Prior to undertaking any Addition/Alteration, MAIT shall submit plans, specifications, surveys and/or other information pertaining to the proposed Addition/Alteration as to fully inform Lessor as to the nature and extent thereof. Within sixty (60) days after such notice to Lessor, Lessor shall notify MAIT whether such proposed Addition/Alteration will result in an additional burden on the Premises and Lessor's estimate of the amount of the fair market value of the property rights required therefor.

Section 5.2 New Facilities. With the prior written approval of Lessor, which approval shall not be withheld except as necessary to preserve Lessor's Compatible Uses (as hereinafter defined), MAIT may construct, erect, or install and operate electric transmission lines, towers, poles, posts, cables, conduits, transformers, insulators, meters, electric connections, fuses, boxes and other fixtures and any equipment ("New Facilities") on the Premises provided that MAIT pays to Lessor the fair market value of the property rights required therefor. MAIT may submit to Lessor from time to time written requests to use portions of the Premises for New Facilities and shall accompany such request with plans, specifications, surveys and/or other information pertaining thereto so as to fully inform Lessor as to the nature and extent thereof. Within sixty (60) days after submission of such request to Lessor, Lessor shall notify MAIT whether or not Lessor approves use of the Premises for the New Facilities and of Lessor's estimate of the fair market value of the property rights required therefor. Lessor shall accommodate, if practically feasible, MAIT's requests for New Facilities to the extent that the same are related to the Transmission Facilities or to the provision of adequate and reliable transmission service by MAIT, including the interconnection of generation sources or load.

Section 5.3 Payment of Fair Market Value. Prior to making any Addition/Alteration on Leased Property or undertaking work on the Premises with respect to New Facilities, MAIT shall pay to Lessor a lump sum equal to the fair market value of the property rights required therefor. MAIT wishes to proceed with making the Addition/Alteration on Leased Property or undertaking work on the Premises with respect to New Facilities prior to final determination of the fair market value of the property rights required therefor, MAIT shall deposit with Lessor a sum equal to the amount of Lessor's estimate without prejudice to its right to a refund of a portion thereof with interest if the fair market value is subsequently determined to be less than the amount so

Section 5.4 Compliance with Laws. All Additions/Alterations and New Facilities shall be undertaken in a good and workmanlike manner and in compliance with the laws, regulations and requirements of all governmental authorities having jurisdiction.

Section 5.5 Additions to Leased Property. Unless Lessor and MAIT agree otherwise writing, all Additions/Alterations and New Facilities shall become Transmission Facilities as if originally subject to this Lease and the same shall remain the property of MAIT. Further, any additional property rights in the Premises for which MAIT has made payment to Lessor pursuant to Section 5.2, Section 5.3, Section 7.2 or Section 7.3 hereof shall become Leased Property as if originally subject to this Lease.

ARTICLE 6.

Maintenance of the Premises and Transmission Facilities

Section 6.1 MAIT Maintenance Obligations. Except as provided in Section 9.4, shall be solely responsible for maintaining, at its expense, all Transmission Facilities and the Premises. MAIT shall maintain the portions of the Premises for which MAIT is responsible for maintenance in a clean and orderly condition, free from all litter and debris without regard to the same became placed thereon or therein. MAIT shall be responsible for maintaining and repairing buildings, structures and fixtures on Leased Property (but not Distribution Facilities therein or thereon) so as to keep the same in good condition and repair. MAIT shall keep and maintain the Transmission Facilities located on Leased Property in a structurally and safe condition and keep the same in a state of repair complying with all requirements of NESC Applicable Law. MAIT shall be solely responsible for repairing, maintaining and replacing, as necessary, all parking areas, driveways, passageways, walkways and other areas on the Premises (except such as may be or have been installed by Lessor or an Authorized User in connection a Compatible Use of the Premises that is related to any exclusive use by Lessor and/or an Authorized User and not MAIT) and the sidewalks and tree lawns adjoining the Premises. also shall be responsible for mowing portions of the Premises for which MAIT is responsible for maintenance, for removal of noxious weeds and brush therefrom and for removal of snow and from driveways and parking areas other than those exclusively related to a Compatible Use of Leased Property by Lessor and/or an Authorized User and not MAIT.

Section 6.2 Patrol: Encroachments. MAIT shall patrol by air the Premises at least annually and MAIT shall notify Lessor of any unauthorized uses of the Premises or thereon that may be identified as a result of such patrol or otherwise. If there are unauthorized of, or encroachments upon, the Premises, Lessor shall determine in the first instance whether or not action should be undertaken to terminate or otherwise address the same. If Lessor undertakes to terminate the unauthorized use or encroachment, Lessor shall do so at its sole cost and If Lessor notifies MAIT that Lessor has determined that no action will be required by Lessor to terminate such unauthorized use or encroachment, then MAIT may take action, at MAIT's sole cost and expense, as it may deem appropriate to terminate such unauthorized use or

Section 6.3 Lessor Not Responsible for Maintenance. Except as otherwise provided herein, Lessor shall not be responsible or liable to MAIT for, or by reason of, the condition of Premises, or arising from any failure to keep the same in good and lawful order and condition. Lessor shall not be required to make any expenditure whatsoever for the maintenance of except as necessary to permit its Compatible Uses thereof or related to Lessor's facilities and equipment on, under or over Premises.

ARTICLE 7.

Electric Distribution Facilities on Transmission Facilities and Leased Property

Section 7.1 Priority Rights for Transmission Facilities. Lessor acknowledges that MAIT is to have the priority right to use Transmission Facilities and the Leased Property for its electric transmission lines and that Lessor's proposed installation of Distribution Facilities (defined in Section 8.1 hereof) on or in Transmission Facilities and/or Leased Property or existing Distribution Facilities on or in Transmission Facilities and/or Leased Property may conflict with MAIT's planned installation of additional transmission lines thereon or therein.

Section 7.2 Proposed Installation of Distribution Facilities. To the extent that Lessor proposes to install Distribution Facilities on or in Transmission Facilities or Premises that MAIT regards as conflicting with MAIT's planned installation of additional transmission lines thereon therein, MAIT may preclude Lessor's use for such installation. In such event, MAIT shall reimburse Lessor for the additional incremental cost of the alternative required in order to the Distribution Facilities proposed by Lessor (it being recognized that alternative rights-of-way for electric distribution lines are less difficult to obtain and less costly than MAIT alternative rights-of-way for transmission lines) over the cost Lessor would have incurred if Distribution Facilities were installed on Transmission Facilities or Premises.

Section 7.3 Relocation of Distribution Facilities. Lessor and MAIT also recognize Distribution Facilities may presently be installed on or in Transmission Facilities or Leased Property or hereafter installed thereon or therein that MAIT subsequently determines preclude installation of additional transmission lines unless such Distribution Facilities are removed and relocated. In such event, MAIT shall have the right to require Lessor to remove such Facilities provided MAIT has reimbursed Lessor for alternative rights-of-way such that Lessor may install Distribution Facilities that are a suitable alternative to the existing Distribution Facilities that are to be removed and relocated. MAIT shall also reimburse Lessor for the cost of removing its Distribution Facilities from Transmission Facilities or Leased Property and for the cost of installing the alternative Distribution Facilities and shall pay to Lessor a lump sum equal the fair market value of the property rights reserved or used for MAIT's additional transmission lines if the same result in an additional burden on the Premises.

ARTICLE 8.

Lessor's Reserved Rights to Use the Premises and Transmission Facilities

Section 8.1 Compatible Uses. Subject to Article 9 hereof, Lessor reserves and retains the right to use, and to permit other users authorized in writing by Lessor to use (each an "Authorized User"), the Premises and Transmission Facilities for any and all purposes not inconsistent with MAIT's Permitted Uses including, without limitation, all such uses as are being made of the Premises and Transmission Facilities on the date of this Lease and any future uses do not cause Transmission Facilities to be in violation of the National Electric Safety Code ("NESC") or any other law, ordinance, rule or regulation applicable to Transmission Facilities or Leased Property, including the Reliability Standards adopted by the Federal Energy Regulatory Commission and enforced by the North American Electric Reliability Corporation and

ReliabilityFirst Corporation (“Applicable Laws”) or that do not materially impair MAIT’s ability to satisfy its service obligations under applicable tariffs. Such uses of Premises and Facilities by Lessor or an Authorized User are herein referred to as “Compatible Uses.” Compatible Uses of Leased Property include, for example and not limitation, towers, poles, cables, conduits, transformers, insulators, meters, electrical connections, fuses, junction boxes other equipment relating to distribution, but not transmission, of electricity (“Distribution Facilities”) of Lessor or Authorized Users; any and all underground lines, conduits, pipes, equipment and facilities including, without limitation, sewer, water and gas lines and mains; farming, gardening, and other agricultural uses, roadways, parking lots and buildings; microwave and cellular telephone and other telecommunication towers, poles, antennae and equipment, fiberoptic cables and all other structures and facilities of every type and nature. Compatible Uses of Transmission Facilities includes, for example and not limitation, installation and operation thereon of Distribution Facilities, telephone, fiber optic and other communication lines and equipment, installation of communication poles, antennae or structures within or on Facilities and use of Transmission Facilities for support thereof.

Section 8.2 Conflicting Uses. Any use of Leased Property that is not a Compatible i.e., that causes Transmission Facilities to be in violation of the NESC or Applicable Law or that materially impairs MAIT’s ability to satisfy its service obligations under applicable tariffs, is referred to herein as a “Conflicting Use.”

ARTICLE 9.

Compatible Uses by Lessor or Authorized Users

Section 9.1 Notice of Compatible Use. Lessor shall give MAIT written notice of an intention to initiate any use that Lessor or an Authorized User, as the case may be, (an “Initiating User”) deems to be a Compatible Use at least thirty (30) days prior to undertaking activities in furtherance of such proposed use provided, however, that no such notice shall be required unless the Compatible Use involves an attachment to Transmission Facilities (such as Distribution Facilities, electric distribution lines, equipment, supports, antenna and other equipment or facilities attached in any way thereto or suspended therefrom) or an installation requiring excavation within the surface area underlying or within thirty (30) feet adjacent to, Transmission Facilities at ground level. Within thirty (30) days after notice to MAIT of such proposed use, MAIT shall notify Lessor whether MAIT believes the proposed use to be a Conflicting Use. If MAIT notifies Lessor that it regards the proposed use to be a Conflicting Use, then activities in furtherance thereof shall not be undertaken until and unless MAIT notifies Lessor in writing that MAIT withdraws its claim that such proposed use is a Conflicting Use or MAIT and Lessor otherwise agree in writing to modification of the proposed use of the Transmission Facilities affected thereby so as to accommodate the objections) by MAIT. Lessor shall furnish to MAIT such plans and specifications, surveys or other information regarding the proposed use as MAIT may reasonably request in order to evaluate the nature and extent of the proposed use.

MAIT and Lessor shall cooperate in good faith to accommodate Permitted Uses and Compatible Uses of Leased Property and Transmission Facilities to the extent reasonably If and to the extent that Transmission Facilities may be relocated or modified to accommodate Compatible Uses and thereby avoid Conflicting Uses without materially adversely affecting the

operation thereof, MAIT shall undertake, or authorize Lessor or an Authorized User to such relocation or modification provided Lessor or the Authorized User, as the case may be, pays all costs reasonably incurred in making such relocations or modifications (including, without limitation, land or right of way acquisition costs, engineering and legal fees and expenses and construction costs) and observes such requirements as MAIT may reasonably specify in connection therewith.

Section 9.2 Informational Notices. Lessor may give MAIT written notice of an intention to initiate any proposed use of Leased Property by Lessor or an Authorized User in proximity to Transmission Facilities that might adversely affect the structure of, or subjacent or lateral support for, Transmission Facilities and furnish such plans and specifications, surveys and other information regarding such proposed use so that MAIT may specify appropriate protective requirements with respect to the work so as to avoid possible damage to Transmission Facilities. Lessor also may give MAIT informational notice of other Compatible Uses of the Premises that not require notice to MAIT prior to initiating same. Such informational notices may result in relieving MAIT of some maintenance responsibility for the Premises or for payment of a share of Impositions that are attributable to the facilities or equipment related to Compatible Use or may merely for the purpose of informing MAIT of the existence of such Compatible Use.

Section 9.3 Repair Obligations of Lessor Authorized User. Lessor shall promptly all damage to the Premises or Transmission Facilities resulting from activities associated with Compatible Uses undertaken by Lessor to be repaired to a condition at least substantially equivalent to that existing prior thereto including, as appropriate in the case of the Premises, leveling of the surface thereof and seeding with grasses or other ground cover as appropriate following excavation of the surface and such other restorative requirements, as the case may be, forth in the plans and specifications therefor submitted to MAIT. Lessor shall also require each Authorized User to cause all damage to the Premises or Transmission Facilities resulting from activities associated with Compatible Uses by such Authorized User to be so repaired.

Section 9.4 Maintenance Obligation of Lessor or Authorized User. Lessor or an Authorized User, as the case may be, shall be solely responsible for maintenance and repair of all facilities and equipment relating to its Compatible Uses of the Premises or Transmission and shall keep and maintain the same in a structurally and operationally safe condition. Lessor an Authorized User, as the case may be, shall also be responsible for maintaining any portion of Premises that is exclusively used by Lessor or the Authorized User.

ARTICLE 10.

Right of First Offering

Section 10.1 Sale Offer of Leased Property. In the event Lessor determines to sell any Leased Property, Lessor shall notify in writing MAIT thereof and the sales price and terms upon which Lessor wishes to sell the same (the "Sale Offer"). MAIT shall have the right to purchase Leased Property that Lessor proposes to sell at the price and upon the terms of the Sale Offer for period of thirty (30) days after such notice to MAIT. MAIT shall exercise such right by written notice of acceptance of such Sale Offer within such 30-day period. In the event MAIT does not accept such Sale Offer, Lessor may sell the Leased Property subject to the Sale Offer at any time

within one (1) year after notice of the Sale Offer to MAIT upon substantially the same terms and for a sale price that is not less than 90% of the sale price set forth in the Sale Offer.

Section 10.2 MAIT's Lease Rights Preserved. Any sale of Leased Property to a third party pursuant to a Sale Offer shall not affect the rights of MAIT under this Lease and, unless Lessor and MAIT shall agree otherwise in writing, such sale shall not result in adjustment of the Base Rent otherwise payable by MAIT to Lessor with respect to such Leased Property.

Section 10.3 Sale of Premises other than Leased Property. Lessor shall have the right sell any portion of the Premises that does not include Leased Property without offering to sell the same to MAIT.

ARTICLE 11.

Taxes and Other Impositions

Section 11.1 MAIT's Responsibility for Impositions. Except as hereinafter provided in Section 11.2 and Section 11.4, MAIT shall reimburse Lessor within ten (10) business days after receipt of an invoice from Lessor therefor, before any fine, penalty, interest or cost may be added thereto for the non-payment thereof, all real estate taxes, assessments, water and sewer rents and charges, any occupancy tax or similar tax, whether or not imposed on or measured by the rents payable by MAIT, and other governmental levies and charges, of any kind and nature which are assessed, levied, confirmed, imposed or become a lien upon the Premises and/or any part thereof, during the Term and any tax measured by the rent payable by MAIT under this or any tax solely on the rent payable by MAIT under this Lease, whether or not such tax is on Lessor or MAIT (all of which are hereinafter referred to as "Impositions"). Upon request, Lessor shall furnish to MAIT all bills relating to Impositions received by Lessor so that MAIT determine whether or not to contest same as permitted by Section 11.3 hereof. If, by law, any Imposition is payable or may at the option of the taxpayer be paid in installments (whether or not interest shall accrue on the unpaid balance of such Imposition), Lessor shall pay the same (and accrued interest on the unpaid balance of such Imposition) in installments as the same become due and before any fine, penalty, interest or cost may be added thereto for the non-payment of any such installment and interest. Any Imposition, the lien of which relates to a period in which the Term of this Lease as to any of the Premises begins or ends, shall be apportioned so that MAIT shall pay only that proportion of such Imposition which corresponds with the portion of said period as is within the Term. Upon request by MAIT, Lessor will cooperate with MAIT in applying for any exemption from real estate taxes to which the Premises may be entitled under applicable law provided MAIT reimburses Lessor for any out-of-pocket costs reasonably incurred by Lessor in connection therewith.

Section 11.2 Apportionment. Notwithstanding Section 11.1, MAIT shall not be responsible for reimbursing Lessor for the portions of Impositions attributable to buildings, improvements or Distribution Facilities of Lessor or an Authorized User, it being contemplated that MAIT will be responsible for Impositions attributable to the Premises and to buildings and improvements that relate to Transmission Facilities (i.e., to the extent attributable to use for transmission of electricity). Distribution Facilities and the Transmission Facilities are generally treated under applicable state tax law as personal property and taxed as such to Lessor or MAIT,

the case may be. Real estate taxes on rights-of-way are generally payable by the fee owner and Lessor. Accordingly, it is anticipated that real estate taxes and assessments with respect to fee that is a part of the Premises will have to be apportioned so that the taxes attributable to the land and buildings and improvements (or portions thereof) relating to transmission of electricity are allocated to MAIT and Lessor shall cooperate in order to effect an appropriate allocation of real estate taxes, assessments and any other Impositions such that MAIT, Lessor or Authorized Users are charged with payment of the proper portion thereof.

Section 11.3 Contested Impositions. Notwithstanding anything to the contrary herein contained, if MAIT deems any Imposition for which it is responsible to be excessive or illegal, MAIT may request that Lessor defer payment thereof in order to permit the validity or the thereof to be contested in good faith by MAIT (or by Lessor on MAIT's behalf) provided MAIT shall have furnished to Lessor such security as Lessor may reasonably require in order to assure discharge of the amounts so contested and unpaid, together with all interest and penalties in connection therewith and all charges that may or might be assessed against or become a charge the Premises in said proceedings. If, at any time during the continuance of such proceedings, Lessor shall deem the security provided to it insufficient, MAIT shall, upon demand, furnish to Lessor such additional security as Lessor may reasonably require, and upon failure of MAIT so do, the security theretofore provided may be applied to the payment, removal and discharge of such Imposition and interest and penalties in connection therewith and any costs, fees or other liabilities accruing in such proceedings, and the balance, if any, shall be returned to MAIT, provided MAIT is not in default hereunder. If the amount so deposited or the amount paid by MAIT or its surety shall be insufficient for this purpose, MAIT shall forthwith pay to Lessor additional sum as may be necessary to pay the same. Any contest as to the validity or amount of any Imposition, whether before or after payment, may be made by MAIT, in the name of Lessor of MAIT, or both, as MAIT shall determine, and Lessor will, at MAIT's expense, cooperate with MAIT in any such contest to such extent as MAIT may reasonably request. It is understood, however, that Lessor shall not be subject to any liability for the payment of any costs or expenses in connection with any such proceeding brought by MAIT and MAIT covenants to pay, and to indemnify and save Lessor harmless from, any such costs or expenses. MAIT shall be entitled to any refund of any such Imposition and penalties or interest thereon which have been paid by or which have been paid by Lessor and reimbursed to Lessor by MAIT.

Section 11.4 Lessor's Taxes. It is expressly understood and agreed that MAIT shall not be required to pay, or reimburse Lessor for any federal, capital levy, franchise tax, gross receipts tax, revenue tax, premium tax, personal property tax, income tax or profits tax of Lessor or any such tax imposed after the date hereof, by any state or local governmental authority or if such tax is determined on the basis of the general assets, or the general net income or net of Lessor.

ARTICLE 12.

Compliance with Applicable Laws

Section 12.1 Compliance with Applicable Law. MAIT shall, throughout the Term, and at no expense whatsoever to Lessor, promptly comply, or cause compliance, with all Applicable Laws and all orders, rules, regulations and requirements of duly constituted public authorities

relating to the Transmission Facilities and all of the Premises except as the same relate to Compatible Uses by Lessor and/or Authorized Users.

Section 12.2 MAIT's Contest of Applicable Law. MAIT shall have the right to contest by appropriate legal proceedings, without cost or expense to Lessor, the validity of any Law relating to its use of Leased Property or Transmission Facilities and to postpone compliance with the same if, by the terms of any such Applicable Law, compliance therewith may legally be held in abeyance without incurring any lien, charge or liability of any kind against the Premises any interest of Lessor therein and without subjecting Lessor to any liability, civil or criminal, whatsoever nature for failure to comply therewith. MAIT may postpone compliance therewith until the final determination of any proceedings, provided that all such proceedings shall be prosecuted with all due diligence and dispatch. If MAIT shall initiate or carry on any such legal proceedings in the name of Lessor, or of Lessor and MAIT, and, except in the case of an emergency, MAIT shall so advise Lessor in writing not less than fifteen (15) days before such proceedings and give full details as to the tribunal in which said proceedings are to be filed, the law, ordinance, order, ruling, regulation or requirement contested, and such additional data as Lessor may require to enable it to understand the facts and evaluate them. If any lien, charge or civil liability, but not criminal liability, is incurred by reason of non-compliance, MAIT may nevertheless make the contest and delay compliance as aforesaid, provided that MAIT furnishes Lessor such security as Lessor may reasonably require against any loss or injury by reason of non-compliance or delay therein and MAIT prosecutes the contest with due diligence and

Section 12.3 Contest of Applicable Law by Lessor or Authorized User. Nothing in this Article 12 shall preclude Lessor or an Authorized User from contesting the validity of any law, ordinance, rule or regulation applicable to the Premises or any use thereof by Lessor or an Authorized User as the case may be.

ARTICLE 13.

Damage or Destruction of Transmission Facilities and Condemnation

Section 13.1 Damage; Destruction and Condemnation. This Lease shall not terminate, nor, except to the extent otherwise specifically provided herein, shall MAIT be entitled to any abatement or return of Base Rent or reduction thereof, nor shall the respective obligations of Lessor and MAIT be otherwise affected, by reason of damage to or destruction of all or any of Transmission Facilities from whatever cause, the taking of the Premises or Transmission by condemnation or exercise of the power of eminent domain or otherwise, the lawful of MAIT's use of any Leased Property or Transmission Facilities, or any other cause similar to foregoing, any present or future law to the contrary notwithstanding, it being the intention of the parties hereto that the Base Rent and charges paid or payable by MAIT shall continue to be in all events unless the obligation to pay the same shall be terminated pursuant to the express provisions of this Lease.

Section 13.2 Condemnation Award. Lessor shall be entitled to the entire award from any taking of the Premises pursuant to exercise of the power of eminent domain and MAIT shall have no claim with respect thereto. Notwithstanding the foregoing, in the event of a taking Leased Property by exercise of the power of eminent domain such that MAIT cannot continue

of the portion affected thereby for its Transmission Facilities, then MAIT shall have the right to terminate this Lease as to such portion, however, Base Rent payable by MAIT shall not be as a result thereof.

ARTICLE 14.

Environmental Matters

Section 14.1 Hazardous Material. As used herein, the term “Hazardous Material” any hazardous or toxic substance, material or waste which is or becomes regulated by any governmental authority, including without limitation, any material or substance which is (a) defined or listed as a “hazardous waste,” “extremely hazardous waste,” “restricted hazardous waste,” “hazardous substance” or “hazardous material” under any applicable federal, state or law or administrative code promulgated thereunder; (b) petroleum or any derivative thereof; (c) asbestos; (d) PCB’s; or (e) lead. MAIT shall not cause or permit any Hazardous Material to be brought upon, stored, used, handled, generated, released or disposed of on, in, under or about the Premises by MAIT, its agents, employees, contractors or invitees, except in compliance with applicable laws and regulations. Moreover, MAIT shall be responsible for removal of any and Hazardous Material on or under the Premises excepting only such Hazardous Material as was present prior to the Commencement Date or hereafter is placed on or under the Premises as a of acts of Lessor or Authorized Users or the presence of facilities and equipment of Lessor or Authorized Users thereon or therein or on, under or over other properties of Lessor adjacent to or in the vicinity of the Premises.

Section 14.2 MAIT’s Environmental Indemnity. MAIT shall indemnify, defend and hold Lessor and its officers, directors and employees harmless from any and all claims, actions, administrative proceedings (including informal proceedings), judgments, damages, punitive damages, penalties, fines, costs, liabilities, interest or losses, attorney’s fees and expenses, consultant and expert fees, costs of investigation, monitoring, cleanup, containment, restoration, removal or other remedial work, together with all other costs and expenses of any kind or nature that arise during or after the Term from any breach of MAIT’s obligations set forth in this Article 14.

Section 14.3 Lessor’s Environmental Indemnity. Lessor shall indemnify, defend and hold MAIT and its officers, directors and employees harmless from any and all claims, actions, administrative proceedings (including informal proceedings), judgments, damages, punitive damages, penalties, fines, costs, liabilities, interest or losses, attorney’s fees and expenses, consultant and expert fees, costs of investigation, monitoring, cleanup, containment, restoration, removal or other remedial work, together with all other costs and expenses of any kind or nature that arise during or after the Term from the presence of Hazardous Material on or under the Premises prior to the Commencement Date or that is hereafter placed on or under the Premises as result of acts of Lessor or Authorized Users or the presence of facilities of Lessor or Authorized Users thereon or therein or on, under or over other properties of Lessor and adjacent to or in the vicinity of the Premises.

Section 14.4 Survival of Environmental Indemnity Covenants. Each of the covenants and agreements of MAIT and Lessor set forth in this Article 14 shall survive termination of this Lease.

ARTICLE 15.

Indemnification

Section 15.1 MAIT's Indemnification Obligation. Except as herein expressly provided otherwise, MAIT covenants and agrees, at its sole cost and expense, to indemnify, defend and harmless Lessor against and from any and all claims by or on behalf of any person, firm, corporation or governmental authority, arising from the construction, occupancy, use, possession, conduct or maintenance of or from any work or thing whatsoever done in or about Premises the Term and further to indemnify, defend and hold Lessor harmless against and from any and all claims arising with respect to Transmission Facilities, or arising from any breach or default on part of MAIT in the performance or observance of any covenant or agreement on the part of to be performed or observed pursuant to the terms of this Lease, or arising from any negligent act or omission or willful misconduct of MAIT, or any of its agents, employees, contractors or invitees, or arising from any accident, injury or damage whatsoever, however caused, occurring during the Term, in or about the Premises, and from and against all costs, counsel and fees, expenses and liabilities incurred by Lessor in connection with any such claim, action or proceeding brought thereon; and in case any action or proceeding be brought against Lessor, covenants to resist or defend such action or proceeding by counsel reasonably satisfactory to Lessor unless such action or proceeding is resisted or defended by counsel for any carrier of commercial general liability insurance referred to in Section 17.1 hereof, as authorized by the provisions of any policy of commercial general liability insurance maintained pursuant to said Section. The foregoing indemnification, defense and hold harmless provision for the benefit of Lessor (a) shall apply only to the extent that the proceeds of insurance required hereunder or otherwise obtained by MAIT for the benefit of Lessor are insufficient fully to protect Lessor and (b) shall not apply or extend to any negligent act or omission or willful misconduct of Lessor or Authorized User, or any agents, employees or contractors of Lessor or an Authorized User nor to any condition, or circumstance resulting from operation, maintenance, repair, replacement or removal, of the Distribution Facilities of Lessor on the Premises or improvements, equipment or facilities of an Authorized User on the Premises.

Section 15.2 MAIT's Indemnification for Lessor's Costs of Enforcing Lease. MAIT shall indemnify, defend and hold Lessor harmless against and from, all costs and charges, including counsel and consultants' fees, reasonably incurred in obtaining possession of the Premises after default by MAIT or upon expiration or earlier termination of the Term hereof, or enforcing any covenant or agreement of MAIT herein contained.

Section 15.3 Workers' Compensation Indemnity Waivers. For the purpose of indemnification of Lessor from judgments, claims, suits or actions brought against it by MAIT employees, MAIT expressly and specifically waives any and all immunity to which it may be entitled under the workers' compensation laws of the jurisdiction in which the Premises are located.

ARTICLE 16.

Liens

Section 16.1 No Liens. Except as provided in Article 11 and Article 24 hereof, MAIT shall not allow the interest of Lessor or MAIT in the Premises or Transmission Facilities to subject to any lien, charge or encumbrance whatsoever and shall indemnify, defend and hold Lessor harmless from and against all such liens, charges and encumbrances.

Section 16.2 Discharge of Certain Liens. MAIT shall not suffer or permit any mechanic's, laborer's or materialman's liens to stand against the Premises, or any part thereof by reason of any work, labor, services or materials done for, or supplied to, or claim to have been for, or supplied to, MAIT. If any such lien shall at any time be filed against the Premises, or any part thereof, or against the interest of MAIT in the Premises, MAIT shall cause the same to be discharged of record within thirty (30) days after the date of filing the same, by either payment, deposit or bond. If MAIT shall fail to discharge any such lien within such period, then, in to any other right or remedy of Lessor, Lessor may, but shall not be obligated to, procure the discharge of the same either by paying the amount claimed to be due by deposit in court or bonding, and/or Lessor shall be entitled, if Lessor so elects, to compel the prosecution of any action for the foreclosure of such lien by the lienor and to pay the amount of the judgment, if in favor of the lienor, with interest, costs and allowances. Any amount paid or deposited by for any of the aforesaid purposes, and all reasonable costs and other expenses of Lessor, reasonable counsel and consultants' fees, in defending any such action or procuring the discharge of such lien, with all necessary disbursements in connection therewith, shall be payable by MAIT to Lessor as additional rent within thirty (30) days after invoice by Lessor to MAIT therefor.

Section 16.3 No Lessor Consent to Liens. Nothing in this Lease shall be deemed to be, or construed in any way as constituting, the consent of Lessor to the filing of any lien against Lessor's interest in the Premises by any person, firm or corporation for the performance of any labor or the furnishing of any materials for any construction, rebuilding, alteration or repair of Transmission Facilities, or any part thereof

ARTICLE 17.

Insurance and Waiver of Subrogation

Section 17.1 Insurance. During the Term, MAIT shall maintain in effect commercial general liability insurance protecting MAIT and Lessor (as evidenced by policies in which is named as an additional insured) against claims of any and all persons, firms and corporations personal injury, death or property damage occurring upon, in or about the Premises, with such limits of liability as are customarily carried by prudent electric transmission companies or such amount as Lessor shall approve in writing from time to time. All insurance policies provided pursuant to this Section 17.1 shall be obtained by MAIT from an insurance carrier or carriers of good reputation and sound financial responsibility selected by MAIT and shall be subject to self-retention deductibles in such amounts as Lessor may approve in writing from time to time, which approval Lessor agrees not to unreasonably withhold, delay or condition. Policies or certificates evidencing such insurance have been delivered by MAIT to Lessor prior to execution

of this Lease and certificates evidencing renewal of such insurance shall be delivered to Lessor at least ten (10) days' prior to the expiration of any such policy of insurance. Each such policy contain an agreement by the insurers not to cancel such policy or materially alter its coverages except upon at least thirty (30) days' prior written notice to Lessor.

Section 17.2 Waivers of Subrogation. Lessor and MAIT each hereby mutually waive respective rights of subrogation and recovery against the other for any loss insured by property insurance maintained by such party. The Transmission Facilities and all other property on the Premises belonging to MAIT, its agents, employees or invitees shall be at the risk of MAIT or other person only, and Lessor shall not be liable for damage thereto or for the theft, misappropriation or loss thereof.

ARTICLE 18.

Lessor's Rights To Perform MAIT's Covenants

Except to the extent otherwise provided in Section 11.3, MAIT covenants and agrees that if it shall at any time fail to pay, or cause to be paid, any Imposition required to be paid by MAIT pursuant to the provisions of Article 11 hereof, or to take out, pay for, maintain or deliver or cause to be taken out, paid for, maintained or delivered any of the insurance policies provided for in Article 17 hereof, or shall fail to make any other payment or perform any other act which MAIT is obligated to make or perform under this Lease, or cause such to be done, then Lessor may, but shall not be obligated so to do, after thirty (30) days' written notice to MAIT (but without notice in the event of an emergency) and without waiving, or releasing MAIT from, any obligation of MAIT in this Lease contained, pay any such Imposition or effect such insurance coverage and pay premiums therefor, and may make any other payment or perform any other act which MAIT is obligated to perform under this Lease, in such manner and to such extent as shall be necessary, reasonable and, in exercising any such rights, pay necessary, reasonable and incidental costs and expenses, employ counsel and incur and pay attorneys' and consultants' fees. All sums so paid by Lessor and all necessary, reasonable and incidental costs and expenses in connection with the performance of any such act by Lessor, shall be deemed additional Base Rent hereunder and, except as otherwise expressly provided in this Lease, shall be payable to Lessor as additional Base Rent within thirty (30) days after the date of Lessor's invoice to MAIT therefor, and MAIT covenants to pay any such sum or sums and Lessor shall have the same rights and remedies in the event of the nonpayment thereof by MAIT as in the case of default by MAIT in the payment of Base Rent.

ARTICLE 19.

Default Provisions

Section 19.1 Events of Default. This Lease and the Term hereof are subject to the limitation that if, at any time during the Term, any one or more of the following events (herein called an "Event of Default") shall occur:

- (a) if MAIT shall fail to pay any installment of the Base Rent provided for herein, or any part thereof, when the same shall become due and payable, and such failure

shall continue for ten (10) days after receipt of written notice thereof from Lessor to or

(b) if MAIT shall fail to pay any other charge or sum required to be paid by MAIT hereunder and any such failure shall continue for thirty (30) days after receipt of written notice thereof from Lessor to MAIT; or

(c) if MAIT shall fail to perform or observe any other requirement of this Lease (not already specified in this Section 19.1) on the part of the MAIT to be performed or observed, and such failure shall continue for thirty (30) days after receipt of written notice thereof from Lessor to MAIT; or

(d) if substantially all Transmission Facilities in or on Leased Property or MAIT's interest in this Lease are attached or levied upon under execution and the same is not discharged within sixty (60) days thereafter,

Lessor shall have the right, then or at any time thereafter, and while such default or defaults shall continue, to give MAIT written notice of Lessor's intention to terminate this Lease on a date specified in such notice, which date shall not be less than thirty (30) days after the date of giving of such notice, and, on the date specified in such notice, MAIT's right to possession of Leased Property shall cease and MAIT shall peaceably and quietly yield to and surrender to Lessor the Premises and this Lease shall thereupon be terminated and all of the right, title and interest of MAIT hereunder shall wholly cease and expire in the same manner and with the same force and effect as if the date of expiration of such thirty (30) day period were the date originally specified herein for the expiration of this Lease and the Term hereof, and MAIT shall then quit and surrender the Premises and the Transmission Facilities on Leased Property to Lessor, but MAIT shall remain liable to Lessor as provided below. In the event of termination of this Lease, MAIT shall be deemed to have abandoned all Transmission Facilities on, under or over Leased Property to the extent the same have not been removed thereon prior to the date of such termination.

Section 19.2 Possession Following Event of Default. In the event of any termination of this Lease pursuant to Section 19.1 or if an Event of Default shall continue beyond the expiration of any grace or cure period provided for above, Lessor may enter upon the Premises and have, repossess and enjoy the same by summary proceedings, ejectment or otherwise, and in any such event neither MAIT nor any person claiming through or under MAIT shall be entitled to possession or to remain in possession of the Premises but shall forthwith quit and surrender the Premises. Lessor shall be under no liability for or by reason of any such entry, repossession or removal of MAIT or any person claiming through or under MAIT.

Section 19.3 MAIT's Responsibility for Costs. In case of any such termination, re- or dispossession by summary proceedings, ejectment or otherwise, the rent and other charges required to be paid by MAIT hereunder shall thereupon become due and payable up to the time such termination, re-entry or dispossession, and MAIT shall also pay to Lessor all reasonable expenses which Lessor may then or thereafter incur for legal expenses, attorney's and fees, brokerage commissions, and all other reasonable costs paid or incurred by Lessor for or restoring the Premises and the Transmission Facilities to good order and condition or, if elects to do so, for removing Transmission Facilities from Leased Property. Lessor shall be

no obligation to lease or relet Leased Property or Transmission Facilities or any part of either in order to mitigate damages.

Section 19.4 Survival of MAIT's Payment Obligation. The right of Lessor to recover from MAIT the amounts provided for above shall survive the issuance of any order for or other cancellation or termination hereof.

Section 19.5 Extension of Cure Period for Certain Events of Default. Anything in this Article 19 to the contrary notwithstanding, it is expressly understood that, with respect to any Event of Default within the purview of clause (c) of Section 19.1 hereof, if such Event of Default of such a nature that it cannot, with due diligence, be cured within a period of thirty (30) days, Lessor shall not be entitled to re-enter the Premises, serve a notice of termination upon MAIT as provided in said Section 19.1, or exercise any right, power or remedy with respect to such Event Default nor shall the same be regarded as an Event of Default for any of the purposes of this if MAIT shall have notified Lessor in writing that MAIT will undertake curing such default and commenced the curing of such default within the period of thirty (30) days referred to in said clause 19.1(c), and so long as MAIT shall thereafter proceed in good faith with reasonable diligence to complete the curing of such default, and the time within which MAIT must cure the same shall be extended for such period as may be necessary to complete the same with due diligence.

ARTICLE 20.

Cumulative Remedies, Waiver

Section 20.1 Cumulative Remedies. The specified remedies to which Lessor may under the terms of this Lease are cumulative and are not intended to be exclusive of any other remedies or means of redress to which Lessor may be lawfully entitled in case of any breach or threatened breach by MAIT of any provision of this Lease. In addition to the other remedies in Lease provided, Lessor shall be entitled to the restraint by injunction of any violation or or threatened violation of any of the terms, covenants, condition, provisions or agreements of this Lease.

Section 20.2 No Waiver. The failure of Lessor to insist in any one or more cases upon the strict performance of any of the terms, covenants, conditions, provisions or agreements of Lease or to exercise any option herein contained shall not be construed as a waiver or a relinquishment for the future of any such term, covenant, condition, provision, agreement or option. A receipt and acceptance by Lessor of Base Rent or any other payment, or the of any performance of anything required by this Lease to be performed, with knowledge of the breach of any term, covenant, condition, provision or agreement of this Lease, shall not be a waiver of such breach, nor shall any acceptance of any payment in a lesser amount than is provided for (regardless of any endorsement on any check, or any statement in any letter accompanying any payment) operate or be construed either as an accord and satisfaction or in manner other than as payment on account of the amounts then unpaid by MAIT, and no waiver Lessor of any term, covenant, condition, provision or agreement of this Lease shall be deemed to have been made unless specifically acknowledged as such in a writing signed by Lessor.

ARTICLE 21.

Quiet Enjoyment and Surrender of Leased Property

Section 21.1 Quiet Enjoyment. So long as MAIT shall make the Base Rent and other payments provided for herein and shall keep, observe and perform all of the other covenants of Lease, MAIT shall and may peaceably and quietly have, hold and enjoy the Premises for Uses during the Term hereof free of interference from Lessor or those claiming by, through or under Lessor except that nothing herein shall preclude use of the Premises or Transmission Facilities by Lessor or Authorized Users to the extent provided elsewhere in this Lease. This covenant shall be construed as running with the land to and against subsequent owners and successors in interest, and is not, nor shall it operate or be construed as, a personal covenant of Lessor, except to the extent of Lessor's interest in the Premises and only so long as such interest shall continue, and thereafter this covenant shall be binding only upon such subsequent owners successors in interest, to the extent of their respective interests, as and when they shall acquire same, and only so long as they shall retain such interest.

Section 21.2 Surrender of Premises. Except as otherwise provided in this Lease, MAIT shall, upon the expiration or termination of this Lease for any reason whatsoever, surrender the Premises to Lessor in good order, condition and repair, except for reasonable wear and tear. shall surrender to Lessor all the Premises to Lessor upon expiration of the Term without notice of any kind, and MAIT hereby waives all right to any such notice as may be provided under any present or future law.

Section 21.3 Holdover. If MAIT continues to occupy the Premises with the written consent of Lessor after the last day of the Term, MAIT shall be a tenant from month to month, at Base Rent twice the rate in effect prior to the end of the Term and such tenancy shall otherwise subject to all of the covenants and agreements of this Lease. In the event that Lessor does not so consent to MAIT's continued possession after the expiration of the Term of this Lease, or if no agreement shall have been entered into by the parties hereto, MAIT shall pay Lessor all damages sustained by reason of MAIT's retention of possession after such expiration.

Section 21.4 MAIT's Right to Terminate Lease as to All or Part of Premises. From to time during the Term, MAIT shall have the right to terminate this Lease as to, and surrender possession of, all or a portion of Leased Property and portions of the Premises adjoining such Leased Property as of the end of a calendar quarter. MAIT shall give Lessor written notice of its intention to terminate this Lease as to, and surrender possession of, Leased Property not less than one hundred eighty (180) days prior to the date for termination specified therein and, if appropriate, its wish to remove some or all of the Transmission Facilities located thereon as specified in such notice. If a Leasehold Mortgagee shall exist as of the time of any notice of termination to Lessor pursuant to this Section, such notice of termination shall be accompanied a written consent thereto signed by the Leasehold Mortgagee and no such notice of termination shall be effective unless accompanied by such written consent. In the event of termination of this Lease as to some, but not all, of the Premises, Base Rent shall not be reduced by the portion that is attributable to the Leased Property as to which such termination relates.

Section 21.5 Surrender or Removal of Transmission Facilities. Upon expiration of the Term or termination of this Lease, in its entirety or with respect to but not all Leased Property, or termination of this Lease pursuant to Article 21 hereof, MAIT shall surrender to Lessor all Transmission Facilities then on, under or over Leased Property and title thereto shall vest in unless Lessor shall have notified MAIT in writing prior to the expiration of the Term or the effective date of such termination that some or all of the Transmission Facilities are to be therefrom. If Lessor notifies MAIT that some or all of the Transmission Facilities are to be removed from Leased Property, MAIT shall undertake removal thereof with reasonable diligence thereafter and shall cause the surface of Leased Property affected thereby to be restored. MAIT shall coordinate removal activities with Lessor and Authorized Users as and to the extent necessary to protect or relocate Distribution Facilities or other uses of Transmission Facilities being made of Transmission Facilities by Lessor and/or Authorized Users. MAIT shall continue have access to Leased Property after such expiration or termination for such purpose and shall be deemed to be continuing to occupy Leased Property pursuant to Section 21.3. Until of such removal, Section 6.1, Section 12.2, Article 14, and Article 15 shall continue in effect notwithstanding expiration or termination of this Lease. In the event title to some or all of the Transmission Facilities vests in Lessor pursuant to this Section 21.5, MAIT shall execute and deliver to Lessor from time to time such bills of sale or other conveyance as Lessor may reasonably request for the purpose of confirming Lessor's ownership thereof

ARTICLE 22.

Assignment Subletting

Section 22.1 Prohibition Against Assignment of Lease Without Lessor's Approval. Except as specifically provided otherwise in this Lease, neither this Lease nor the leasehold created hereby shall be sold or assigned without the prior written approval of Lessor which may withhold for any reason or no reason. No sale or assignment of this Lease shall be effective until there has been delivered to Lessor an undertaking, signed by such proposed purchaser or assignee, in which such purchaser or assignee assumes the due performance of all obligations on MAIT's part to be performed under this Lease. Upon such assumption, MAIT shall have no further liability under this Lease except as to liabilities, which arose prior to the sale or In the event MAIT has been notified by Lessor of an Event of Default which has not been cured of the time of a proposed sale or assignment the undertaking to be signed by the proposed purchaser or assignee shall include a specific commitment to cure any such Event of Default in timely fashion

Section 22.2 Prohibition Against Subleasing. MAIT shall not sublet all or any part of Premises to any third party without the prior written approval of Lessor, which Lessor may withhold, for any reason or no reason.

Section 22.3 Permitted Assignments by MAIT. Notwithstanding Section 22.1, this Lease may be assigned without Lessor's prior written approval to any electric transmission company with which MAIT is merged or consolidated or which is a purchaser of substantially all of the Transmission Facilities or to any Leasehold Mortgagee or the nominee of a Leasehold Mortgagee or purchaser or assignee of the leasehold estate pursuant to Article 24 hereof.

Section 22.4 Assumption by Assignee. Each assignee of this Lease shall promptly execute and deliver to Lessor a written assumption of MAIT's obligations under this Lease in form as Lessor may require.

ARTICLE 23.

Fee Mortgage Indenture

Leased Property is presently subject and subordinate to the [_____], as the same has been amended and supplemented and as the same may hereafter be amended and supplemented (the "Mortgage"). Notwithstanding the priority of the Mortgage over the leasehold estate and rights of MAIT created by this Lease, the Trustee and MAIT have entered into a Non-disturbance Agreement pursuant to which the Trustee has agreed that the use and occupancy of MAIT of Leased Property pursuant to this Lease will not be interfered with or disturbed by the Trustee or anyone claiming by, through or under the Trustee, including any receiver or purchaser of the interest of Lessor in Leased Property upon foreclosure of the Mortgage or other exercise of the rights of the Trustee under the Mortgage provided MAIT is not in material default in the performance or observance of its obligations under this Lease.

ARTICLE 24.

Mortgaging of Leasehold Interest

Section 24.1 Leasehold Mortgages. MAIT, without Lessor's consent, shall have the unrestricted right to mortgage the leasehold estate created by this Lease pursuant to a leasehold mortgage or mortgages, at any time and from time to time, on any terms MAIT may deem desirable. If more than one such mortgage shall at the time be in effect, each such mortgage, at time in effect, is herein called a "Leasehold Mortgage." No holder of a Leasehold Mortgage shall have the rights or benefits set forth in this Article 24, nor shall the provisions of this Article be binding upon Lessor unless and until holder of a Leasehold Mortgage shall have notified Lessor writing that it is a holder of such Leasehold Mortgage and of the name and address to which all notices and other communications hereunder to it may be addressed; and such a holder of a Leasehold Mortgage, having given such notice, is herein called "Leasehold Mortgagee."

Section 24.2 Notices to Leasehold Mortgagees. Any notice which the holder of a Leasehold Mortgage shall desire or be required to give to Lessor shall be in writing and shall be deemed to have been given (a) upon receipt when the same is delivered in person or by courier or (b) as of the third business day after the same has been deposited with the United States Postal Service, postage prepaid for certified or registered mail, at the address set forth in Section 26.1 hereof or at such other addresses as shall be designated by Lessor in a written notice thereof to Leasehold Mortgagee. Any notice which Lessor shall desire or be required to give to a Mortgagee shall be in writing and shall be deemed to have been given (i) upon receipt when the same is delivered in person or by courier or (ii) as of the third business day after the same has been deposited with the United States Postal Service, postage prepaid for certified or registered mail, addressed to such Leasehold Mortgagee at the address set forth in the Leasehold Mortgage or in such last recorded assignment thereof or at such other address as shall have been designated by such Leasehold Mortgagee in a written notice thereof to Lessor.

Section 24.3 No Lease Cancellation, Surrender or Material Modification without Leasehold Mortgagee Consent. Lessor and MAIT shall not agree between themselves to any cancellation, surrender or material modification of this Lease without the prior written consent of each Leasehold Mortgagee.

Section 24.4 Notices of Default to Leasehold Mortgagee. Lessor shall give to each Leasehold Mortgagee a copy of any Notice of Default or notice of Lessor's intention to terminate this Lease given by Lessor to MAIT hereunder not later than ten (10) days after giving any such notice to MAIT.

Section 24.5 Payment or Performance by Leasehold Mortgagee. At any time when any Leasehold Mortgagee shall remain unsatisfied of record, any Leasehold Mortgagee may make any payment or perform any act required hereunder to be made or performed by MAIT and Lessor shall accept such payment and performance. No entry by a Leasehold Mortgagee upon the Premises for such purpose shall constitute or be deemed to be an eviction of MAIT or release MAIT from any obligation or default hereunder (except in the case of any obligation or default which shall have been fully performed or corrected by such payment or performance by a Leasehold Mortgagee).

Section 24.6 Leasehold Mortgagee Notices to Lessor of Intention to Cure Event of Default. For purposes of this Article, no Event of Default shall be deemed to exist under Article in respect of performance or observance of any requirement of this Lease on the part of MAIT to be performed or observed if a Leasehold Mortgagee shall have notified Lessor in writing of its intention to cure such default and commenced the curing of such default within the time therefor and shall thereafter have proceeded in good faith with reasonable diligence to complete the curing of such default and the time within which such default must be cured shall be for such period as may be necessary to complete the same with due diligence.

Section 24.7 Leasehold Mortgagee Opportunities to Cure Events of Default. Anything herein contained to the contrary notwithstanding, upon the occurrence of an Event of Default (inclusive of the occurrence of any of the events specified in paragraph (c) or (d) of Section 19.1 hereof), other than an event of default due to a default in the payment of money, Lessor shall take no action to effect a termination of this Lease without first giving to each Leasehold Mortgagee written notice thereof and a reasonable time thereafter within which notify Lessor in writing of intention, and thereafter diligently proceeding, either (i) to obtain possession of the Premises (including possession by a receiver) or (ii) to institute, prosecute and complete foreclosure proceedings or otherwise acquire MAIT's interest under this Lease. Upon obtaining possession acquiring MAIT's interest under this Lease, a Leasehold Mortgagee shall be required promptly to cure all defaults then reasonably susceptible of being cured by such Leasehold Mortgagee. Notwithstanding the foregoing, (i) such Leasehold Mortgagee shall not be obligated to continue such possession or to continue such foreclosure proceedings after the Events of Default shall be cured; (ii) nothing herein contained shall preclude Lessor, subject to the provisions of this Article, from exercising any rights or remedies under this Lease with respect to any other default by MAIT during the pendency of such foreclosure proceedings; (iii) if such Leasehold shall be a party other than a bank, insurance company or other entity having a net worth \$30,000,000 at the time the Leasehold Mortgage is granted or a group of such banks, insurance companies or other entities (a "Lending Institution"), such Leasehold Mortgagee shall deposit

Lessor during the period of forbearance by Lessor from taking action to effect a termination of Lease such security as shall be reasonably satisfactory to Lessor to assure Lessor of compliance such Leasehold Mortgagee during the period of such forbearance with such of the terms, conditions and covenants of this Lease as are reasonably susceptible of being complied by such Leasehold Mortgagee and (iv) such Leasehold Mortgagee, if a Lending Institution, shall agree with Lessor in writing to comply during the period of such forbearance with such of the terms, conditions and covenants of this Lease as are reasonably susceptible of being complied with by such Leasehold Mortgagee. Any Event of Default by MAIT not reasonably susceptible of being cured by such Leasehold Mortgagee shall be deemed to have been waived by Lessor upon completion of such foreclosure proceedings or upon such acquisition of MAIT's interest in this Lease, except that any of such Events of Default which are reasonably susceptible of being cured after such completion and acquisition shall then be cured with reasonable diligence by such Leasehold Mortgagee or its designee or other purchaser, as the case may be. Such Leasehold Mortgagee or its designee, or other purchaser in foreclosure proceedings, may become the legal owner and holder of this Lease through such foreclosure proceedings or by assignment of this Lease in lieu of foreclosure.

Section 24.8 Leasehold Mortgagee Right to New Lease. In the event of the termination of this Lease prior to the expiration of the Term, Lessor shall serve upon each Leasehold Mortgagee written notice that the Lease has been terminated together with a statement of any and all such sums which would at the time be due under this Lease but for such termination, and all other Events of Default, if any, under this Lease then known to Lessor. Any Leasehold shall thereupon have the option to obtain a new lease in accordance and upon the following terms and conditions:

Upon the written request of the Leasehold Mortgagee, within sixty (60) days after service of such notice that the Lease has been terminated, Lessor shall enter into a new lease with respect to the Premises with such Leasehold Mortgagee as follows:

Such new lease shall be entered into at the reasonable cost of the lessee thereunder, shall be effective as of the date of termination of this Lease and shall be for the remainder of the Term of this Lease and at the Base Rent and upon all the agreements, terms, covenants and conditions hereof, including any options to extend the Term. Such new lease shall require the lessee to perform any unfulfilled obligation of MAIT under this Lease, which is reasonably susceptible of being performed, by such lessee. Upon the execution of such new lease, the lessee named therein shall pay any and all sums which would at the time of the execution thereof be due under this Lease but for such termination, and shall pay all expenses, including reasonable counsel fees, court costs and disbursements incurred by Lessor in connection with such Events of Default and termination, the recovery of possession of the Leased Property and the preparation, execution and delivery of such new lease.

Section 24.9 Extension of Term Pursuant to New Lease. If the Term is not extended pursuant to Section 2.2 hereof, or for any other reason whatsoever, MAIT shall not become

to extend the Term of this Lease, Lessor shall serve upon each Leasehold Mortgagee written thereof and any such Leasehold Mortgagee shall have the option upon written request served Lessor to obtain from Lessor a new lease of the Premises for such renewal term in accordance and upon the following terms and conditions:

Such written request shall be served upon Lessor not later than sixty (60) days after the service of the aforementioned notice by Lessor on such Leasehold Mortgagee, and within thirty (30) days after the service of such written request, lessor and the Leasehold Mortgagee, or its designee, shall enter into a new lease with respect to the Premises as follows:

Such new lease shall be entered into at the reasonable cost and expense of the lessee thereunder, shall be effective as of the date of termination of the then current Term of this Lease, and shall be for the Extended Term next succeeding the then current term of this Lease, and at the Base Rent and upon all the agreements, terms, covenants and conditions hereof, including any further options to extend the Term. Such new lease shall require the lessee to perform any unfulfilled obligation of MAIT under this Lease, which is reasonably susceptible of being performed, by such lessee. Upon execution of such new lease, the lessee therein named shall pay any and all sums remaining unpaid under the Lease then expiring, then unpaid, plus the reasonable expenses incurred by Lessor in connection with the preparation, execution and delivery of such new lease.

Section 24.10 Benefited Leasehold Mortgagees. Anything herein contained to the contrary notwithstanding, the provisions of this Article shall inure only to the benefit of Mortgagees under Leasehold Mortgages which shall be, respectively, a first, second and third against the leasehold estate hereunder. If Leasehold Mortgagees of more than one such Mortgage shall make written requests upon Lessor for a new lease in accordance with this the new lease shall be entered into pursuant to the request of the holder whose Leasehold shall be of the highest priority and thereupon the written requests for a new lease of each holder a Leasehold Mortgage junior in lien shall be and be deemed to be void and of no force or effect.

Section 24.11 Possession Pursuant to New Lease. Nothing herein contained shall be deemed to obligate Lessor to deliver possession of the Premises to the lessee under any new entered into pursuant to this Article.

Section 24.12 Assignment by Leasehold Mortgagee. If any Leasehold Mortgagee shall acquire title to MAIT's interest in this Lease, by foreclosure of a Leasehold Mortgage thereon or by assignment in lieu of foreclosure or by assignment from a designee or subsidiary of such Leasehold Mortgagee, or under a new lease pursuant to this Article, such Leasehold Mortgagee may assign such lease and shall thereupon be released from all liability for the performance or observance of the covenants and conditions in such lease contained on the part of MAIT or such lessee, as the case may be, to be performed and observed from and after the date of such assignment, provided that the assignee from such Leasehold Mortgagee shall have assumed such lease in accordance with Section 22.4 hereof and shall have complied otherwise with said

ARTICLE 25.

Estoppel Certificates

Lessor and MAIT agree at any time and from time to time, upon not less than ten (10) days' prior written request by MAIT, Lessor, the Trustee or a Leasehold Mortgagee, to execute, acknowledge and deliver to the party requesting the same a statement in writing certifying that this Lease is unmodified and is in full force and effect (or, if there have been modifications, that the same is in full force and effect as modified and stating the modifications), the Base Rent currently payable, and the dates to which the Base Rent and other charges have been paid in advance, if any, it being intended that any such statement delivered pursuant to this Article may be relied upon by any prospective purchaser or mortgagee of the Premises of MAIT's interest in this Lease. Such certificate by MAIT shall contain a statement that there are no Defaults by Lessor under this Lease, or, if there be any, a reasonably detailed specification of all such Defaults and such other matters as may be reasonably requested. Such certificate by Lessor shall contain a statement that it has knowledge of no Defaults by MAIT under this Lease, or, if there be any of which it has knowledge, a reasonably detailed specification of all such Defaults and such other matters as may be reasonably requested.

ARTICLE 26.

Miscellaneous

Section 26.1 Notices. Any and all notices upon receipt when required or permitted this Lease shall be in writing and shall be deemed sufficiently given (a) upon receipt when the same is delivered in person or by courier or (b) as of the third business day after the same has deposited with the United States Postal Service, postage prepaid for certified or registered mail, addressed as follows:

To Lessor:

[_____]
76 South Main Street
Akron, Ohio 44308
Attention: [_____]

To MAIT:

Mid-Atlantic Interstate Transmission, LLC
76 South Main Street
Akron, Ohio 44308
Attention: [_____]

or to such other address or addresses as either Lessor or MAIT by notice to the other may designate from time to time in the manner herein provided.

Section 26.2 Dispute Resolution. In the event of any dispute, controversy, or claim arising out of, under, or relating to this Ground Lease, Lessor and MAIT shall first attempt to resolve such dispute through good faith negotiations between representatives who will have the

authority to settle the dispute. Lessor and/or MAIT shall give the other party written notice of dispute not resolved in the ordinary course of business. Within ten (10) calendar days after delivery of any such notice, the aforementioned representatives will meet at a mutually time and place to attempt to resolve the dispute. If such designated representatives are unable to resolve a dispute within thirty (30) calendar days after receipt of notice of the dispute, then upon request of either Lessor or MAIT such dispute will be referred to a senior officer designated by each party for resolution. Each such senior officer shall be an individual who has authority to resolve the dispute on behalf of Lessor or MAIT. Any dispute not resolved within sixty (60) calendar days following receipt of the request for submission to senior officers may, by mutual determination of Lessor and MAIT, be addressed and resolved through an alternative dispute resolution method to be agreed upon by Lessor and MAIT in good faith at such time, such as, but not limited to, binding arbitration or mediation; provided, however, neither Lessor nor MAIT be obligated to agree to any alternative resolution method to address the unresolved dispute. Nothing in this section shall in any way limit or preclude Lessor or MAIT from pursuing any or remedies or obtaining any relief to which it may be entitled at law or equity.

Section 26.3 Invalidity of Particular Provisions. If any term or provision of this Lease the application thereof to any person or circumstance shall to any extent be invalid or unenforceable, the remainder of this Lease, or the application of such term or provision to or circumstances other than those as to which it is invalid or unenforceable, shall not be affected thereby, and each term and provision of this Lease shall be valid and may be enforced to the extent permitted by law.

Section 26.4 Successors and Assigns. The terms, conditions, covenants, provisions and agreements herein contained shall be binding upon and inure to the benefit of Lessor, its and assigns, and MAIT, its successors and assigns.

Section 26.5 Amendments: Modifications. This Lease may be modified only by written agreement signed by Lessor and MAIT with the same formalities attendant as upon the execution of this Lease, it being the express intention of the parties hereto that no provision, term or condition of this Lease may be amended or varied in any way by an oral understanding or by any document not executed in accordance with this Section 26.5.

Section 26.6 Memoranda of Lease. Upon request by either Lessor or MAIT, the parties hereto shall execute, for recording purposes, memoranda of this Lease in conformity with the law and practice of the state in which the Premises are located, and the same shall be placed of record MAIT's expense. If requested by Lessor, MAIT shall, upon termination of this Lease as to some all Leased Property as provided herein, execute and deliver to Lessor an appropriate release, in form proper for recording, of MAIT's interest therein.

Section 26.7 Governing Law. This Lease shall be governed by and interpreted in accordance with the laws of the state in which the Premises are located.

Section 26.8 Entire Agreement. Except as set forth in an Operating Agreement of even date herewith that Lessor and MAIT expect will terminate before expiration of the Initial Term except as provided in any amendment of this Lease hereafter entered into by Lessor and MAIT,

this Lease sets forth the entire agreement and understanding between Lessor and MAIT to the subject matter hereof.

Section 26.9 Further Assurances. Subject to the terms and conditions of this Lease, of the parties hereto, including without limitation subsidiaries and affiliates of the parties, will their best efforts to take, or cause to be taken, all actions, and to do, or cause to be done, all necessary, proper or advisable to consummate the transactions contemplated by this Lease and to fully effect the intent of this Lease.

Exhibit KJT-2

IN WITNESS WHEREOF, the parties hereto have caused this Ground Lease to be duly executed as of the day and year first above written,

(Witnesses as to Lessor)

METROPOLITAN EDISON COMPANY

Printed Name:

By _____

Printed Name:

(Witnesses as to MAIT)

MID-ATLANTIC INTERSTATE
TRANSMISSION, LLC

Printed Name:

By _____

Printed Name

EXHIBIT A

Leased Property

General Description: This exhibit identifies the property that Lessor has agreed to lease to MAIT as of [____], 2016, in return for quarterly installments of Base Rent and subject to the rights, terms and conditions of this Ground Lease:

- (1) Tracts or parcels owned by the Lessor (fee lands), together with portions of the buildings, structures and fixtures thereon to the extent used for transmission, but not distribution, of electricity on the date of this Lease.
- (2) Easements granted to Lessor on, under or over which Transmission Facilities are situated on the date of this Lease.
- (3) Leased lands, servitudes, interests in land, permits, privileges, licenses, consents, franchises and authorizations granted to or held by Lessor on, under or over which Transmission Facilities are situated on the date of this Lease and not identified as being either fee land or an easement.

SCHEDULE A

“Base Rent” = (Net Book Value of Premises - ADITs) * Pre-Tax WACC + Book Depreciation Expense + Property Taxes + All other costs, expenses, liabilities or charges that may be incurred by Lessor pursuant to any lease agreement, license agreement, consent agreement or other similar agreement relating to the Premises

For purposes of this definition:

“ADIT” means Accumulated Deferred Income Taxes associated with the Premises.

$$\text{“Pre-Tax WACC”} = \frac{\text{WACC}}{(1 - \text{Statutory Tax Rate})}$$

“Weighted Average Cost of Capital (“WACC”) =

$$\begin{aligned} & ((\text{Debt Ratio} * \text{MAIT's Effective Cost of Outstanding Long-Term Debt}) * (1 - \text{Statutory Tax} \\ & \text{Rate})) \\ & + \end{aligned}$$

$$(\text{Equity Ratio} * \text{MAIT's Authorized Rate of Return on Equity})$$

GROUND LEASE

**BETWEEN PENNSYLVANIA ELECTRIC COMPANY,
LESSOR**

AND

**MID-ATLANTIC INTERSTATE TRANSMISSION, LLC,
LESSEE**

TABLE OF CONTENTS

	Page
ARTICLE 1. Demise of Leased Property	1
Section 1.2 No Warranty.	2
ARTICLE 2. Term.....	2
Section 2.1 Commencement Date: Initial Term: Term.	2
Section 2.2 Extension Periods.....	2
ARTICLE 3. Rent	3
Section 3.1 Base Rent During the Term.....	3
Section 3.2 Payment.....	3
Section 3.3 Net Operating Lease.	3
ARTICLE 4. Permitted Uses of Leased Property and Transmission Facilities	3
ARTICLE 5. Additions/Alterations	4
Section 5.1 Additions/Alterations.....	4
Section 5.2 New Facilities.	4
Section 5.3 Payment of Fair Market Value.	4
Section 5.4 Compliance with Laws.	4
Section 5.5 Additions to Leased Property.....	5
ARTICLE 6. Maintenance of the Premises and Transmission Facilities.....	5
Section 6.1 MAIT Maintenance Obligations.	5
Section 6.2 Patrol: Encroachments.	5
Section 6.3 Lessor Not Responsible for Maintenance.	5
ARTICLE 7. Electric Distribution Facilities on Transmission Facilities and Leased Property.....	6
Section 7.1 Priority Rights for Transmission Facilities.	6
Section 7.2 Proposed Installation of Distribution Facilities.	6
Section 7.3 Relocation of Distribution Facilities.....	6
ARTICLE 8. Lessor’s Reserved Rights to Use the Premises and Transmission Facilities.....	6
Section 8.1 Compatible Uses.	6
Section 8.2 Conflicting Uses.....	7
ARTICLE 9. Compatible Uses by Lessor or Authorized Users.....	7
Section 9.1 Notice of Compatible Use.....	7
Section 9.2 Informational Notices.	8
Section 9.3 Repair Obligations of Lessor Authorized User.	8
Section 9.4 Maintenance Obligation of Lessor or Authorized User.	8
ARTICLE 10. Right of First Offering.....	8
Section 10.1 Sale Offer of Leased Property.....	8
Section 10.2 MAIT’s Lease Rights Preserved.	9
Section 10.3 Sale of Premises other than Leased Property.	9
ARTICLE 11. Taxes and Other Impositions	9
Section 11.1 MAIT’s Responsibility for Impositions.	9
Section 11.2 Apportionment.	9

Section 11.3	Contested Impositions.....	10
Section 11.4	Lessor’s Taxes.....	10
ARTICLE 12.	Compliance With Applicable Laws.....	10
Section 12.1	Compliance with Applicable Law.....	10
Section 12.2	MAIT Contest of Applicable Law.....	11
Section 12.3	Contest of Applicable Law by Lessor or Authorized User.....	11
ARTICLE 13.	Damage or Destruction of Transmission Facilities and Condemnation.....	11
Section 13.1	Damage; Destruction and Condemnation.....	11
Section 13.2	Condemnation Award.....	11
ARTICLE 14.	Environmental Matters.....	12
Section 14.1	Hazardous Material.....	12
Section 14.2	MAIT’s Environmental Indemnity.....	12
Section 14.3	Lessor’s Environmental Indemnity.....	12
Section 14.4	Survival of Environmental Indemnity Covenants.....	13
ARTICLE 15.	Indemnification.....	13
Section 15.1	MAIT’s Indemnification Obligation.....	13
Section 15.2	MAIT’s Indemnification for Lessor’s Costs of Enforcing Lease.....	13
Section 15.3	Workers Compensation Indemnity Waivers.....	13
ARTICLE 16.	Liens.....	14
Section 16.1	No Liens.....	14
Section 16.2	Discharge of Certain Liens.....	14
Section 16.3	No Lessor Consent to Liens.....	14
ARTICLE 17.	Insurance and Waiver of Subrogation.....	14
Section 17.1	Insurance.....	14
Section 17.2	Waivers of Subrogation.....	15
ARTICLE 18.	Lessor’s Rights To Perform MAIT’s Covenants.....	15
ARTICLE 19.	Default Provisions.....	15
Section 19.1	Events of Default.....	15
Section 19.2	Possession Following Event of Default.....	16
Section 19.3	MAIT’s Responsibility for Costs.....	16
Section 19.4	Survival of MAIT’s Payment Obligation.....	17
Section 19.5	Extension of Cure Period for Certain Events of Default.....	17
ARTICLE 20.	Cumulative Remedies, Waiver.....	17
Section 20.1	Cumulative Remedies.....	17
Section 20.2	No Waiver.....	17
ARTICLE 21.	Quiet Enjoyment and Surrender of Leased Property.....	18
Section 21.1	Quiet Enjoyment.....	18
Section 21.2	Surrender of Premises.....	18
Section 21.3	Holdover.....	18
Section 21.4	MAIT’s Right to Terminate Lease as to All or Part of Premises.....	18
Section 21.5	Surrender or Removal of Transmission Facilities.....	19
ARTICLE 22.	Assignment Subletting.....	19

Exhibit KJT-2

Section 22.1	Prohibition Against Assignment of Lease Without Lessor’s Approval.	19
Section 22.2	Prohibition Against Subleasing.....	19
Section 22.3	Permitted Assignments by MAIT.....	19
Section 22.4	Assumption by Assignee.....	20
ARTICLE 23.	Fee Mortgage Indenture	20
ARTICLE 24.	Mortgaging of Leasehold Interest	20
Section 24.1	Leasehold Mortgages.....	20
Section 24.2	Notices to Leasehold Mortgagees.....	20
Section 24.3	No Lease Cancellation, Surrender or Material Modification Without Leasehold Mortgagee Consent.....	21
Section 24.4	Notices of Default to Leasehold Mortgagee.	21
Section 24.5	Payment or Performance by Leasehold Mortgagee.	21
Section 24.6	Leasehold Mortgagee Notices to Lessor of Intention to Cure Event of Default.	21
Section 24.7	Leasehold Mortgagee Opportunities to Cure Events of Default.....	21
Section 24.8	Leasehold Mortgagee Right to New Lease.....	22
Section 24.9	Extension of Term Pursuant to New Lease.....	22
Section 24.10	Benefited Leasehold Mortgagees.....	23
Section 24.11	Possession Pursuant to New Lease.....	23
Section 24.12	Assignment by Leasehold Mortgagee.....	23
ARTICLE 25.	Estoppel Certificates	24
ARTICLE 26.	Miscellaneous.....	24
Section 26.1	Notices.....	24
Section 26.2	Dispute Resolution.....	24
Section 26.3	Invalidity of Particular Provisions.....	25
Section 26.4	Successors and Assigns.....	25
Section 26.5	Amendments: Modifications.....	25
Section 26.6	Memoranda of Lease.....	25
Section 26.7	Governing Law.....	25
Section 26.8	Entire Agreement.....	25
Section 26.9	Further Assurances.....	26

Exhibit A Leased Property

Schedule A Base Rent Formula

INDEX OF DEFINED TERMS

<u>Defined Terms</u>	<u>Where Article or Section Defined</u>
Applicable Laws	Section 8.1
Authorized User	Section 8.1
Base Rent	Section 3.1
Commencement Date	Section 2.1
Compatible Use	Section 8.1
Conflicting Use	Section 8.1
Distribution Facilities	Section 8.1
Event of Default	Section 19.1
Extension Period	Section 2.2
Hazardous Material	Section 14.1
Impositions	Section 11.1
Initial Term	Section 2.1
Initiating User	Section 9.1
Leased Property	Section 1.1
Leasehold Mortgage	Section 24.1
Leasehold Mortgagee	Section 24.1
Lending Institution	Section 24.7
NESC	Section 8.1
Permitted Uses	Article 4
Premises	Section 1.1
Sale Offer	Section 10.1
Term	Section 2.1
MAIT	Preamble
Transmission Facilities	Recitals
Trustee	Article 9

GROUND LEASE

This Lease made as of the [___] day of [____], 2016, by and between PENNSYLVANIA ELECTRIC COMPANY, a Pennsylvania corporation (“Lessor”), and MID-ATLANTIC INTERSTATE TRANSMISSION, LLC, a Delaware limited liability company (hereinafter referred to as “MAIT”).

RECITALS

On the date of this Lease, Lessor has transferred to MAIT all of the electric energy transmission system of Lessor including, without limitation, all high tension electric transmission lines, towers, poles, posts, cables, conduits, transformers, insulators, meters, electrical connections, fuses, junction boxes and other fixtures and equipment, together with various substations and switching stations, all as more particularly described in the Capital Contribution Agreement executed and delivered by Lessor to MAIT on the date hereof (collectively the “Transmission Facilities”).

Pursuant to this Ground Lease, Lessor leases to MAIT all such lands, easements, franchises and other rights as Lessor has or may have upon, under or over which Transmission Facilities are located on the date hereof, for the purposes and on the terms set forth below.

The Premises are leased to MAIT so as to permit continued use of Transmission Facilities on the portion of the Premises on which the same exist on the date of this Lease for an annual rental representing a reasonable return on Lessor’s net book value thereof. Such terms recognize that Lessor has reserved the right to use, and to permit Authorized Users to use, portions of the Premises for all purposes that do not cause Transmission Facilities to violate the National Electric Safety Code (“NESC”) or Applicable Laws or that do not materially impair MAIT’s ability to satisfy its service obligations under applicable tariffs. Additional, or extensions of, uses of the Premises for MAIT facilities relating to transmission of electricity that additionally burden the Premises are subject to Lessor’s prior written approval, which shall not be withheld except as necessary to preserve Lessor’s Compatible Uses (as hereinafter defined), but will require payment to Lessor of the fair market value for the additional burden or limitation upon other uses resulting therefrom as set forth in this Lease.

NOW, THEREFORE, in consideration of the mutual covenants and promises of the parties hereto, Lessor and MAIT have agreed and do hereby agree as follows:

ARTICLE 1.

Demise of Leased Property

Section 1.1. Premises: Leased Property. Lessor hereby leases to MAIT, and MAIT leases from Lessor, the following described property and rights to the extent of Lessor’s rights interests therein, for the purposes set forth in Article 1 hereof and none other (collectively, the “Premises”):

(a) The tracts or parcels of land described on Exhibit A hereto as fee lands, together with portions of the buildings, structures and fixtures thereon to the extent used for transmission, but not distribution, of electricity on the date of this Lease.

(b) The easements granted to Lessor on, under or over which Transmission Facilities are situated on the date of this Lease, as described on Exhibit A hereto.

(c) The leased lands, servitudes, interests in land, permits, privileges, licenses, consents, franchises and authorizations granted to or held by Lessor on, under or over which Transmission Facilities are situated on the date of this Lease as described on Exhibit A hereto and not identified as being either fee land or an easement.

The portions of the Premises that are required for Transmission Facilities as the same exist and are used for transmission of electricity on the Commencement Date are referred to herein as “Leased Property” and constitute a burden upon the Premises only to the extent necessary for operation of Transmission Facilities thereon in compliance with the NESC and Applicable Laws and MAIT’s service obligations under applicable tariffs. MAIT is to have the priority right to use Leased Property for electric transmission and the right to replace and modify Transmission Facilities on Leased Property so long as the same do not increase MAIT’s uses of, or the burden upon, the portions of the Premises that are not within Leased Property. Because the Premises are primarily used for Transmission Facilities and the Leased Property is not capable of being separately described, MAIT leases the entire Premises and is to be responsible for the control and maintenance thereof and for payment of the Impositions thereon except to the extent specifically provided otherwise in this Lease.

Section 1.2 No Warranty. MAIT accepts the Premises “AS IS” in the condition on the date of this Lease and acknowledges that Lessor has made no representations or with respect thereto including, without limitation, the extent of Lessor’s title thereto or rights in Premises, the location of Transmission Facilities on, under or over the Premises, encroachments Transmission Facilities on the property of others or encroachments of facilities of third parties under or over the Premises,

ARTICLE 2.

Term

Section 2.1 Commencement Date: Initial Term. The Initial Term of this Lease shall commence on the date of this Lease (the “Commencement Date”) and expire at midnight on the twenty-fifth (25th) anniversary of the Lease (hereinafter referred to as the “Initial Term”) unless this Lease shall sooner terminate as provided in this Lease. The Initial Term and any period for which the same may be extended by MAIT pursuant to Section 2.2 hereof is hereinafter referred as the “Term.”

Section 2.2 Extension Periods. MAIT shall have three separate options – consecutive terms of twenty-five (25) years and one term of twenty-four (24) years – to extend the Term of Lease for additional periods such that the total term of the Lease shall not exceed ninety-nine years from the Commencement Date, upon terms and conditions set forth herein, provided MAIT

is not in material default in performing or observing any of its obligations under this Lease at the time of exercise of such option. MAIT shall be deemed to have exercised its option to extend the Term for the Extension Period and the Term shall automatically be so extended unless MAIT have given Lessor written notice of MAIT's decision not to extend the Term at least one (1) year prior to the expiration of the then current Term. If MAIT exercises its options for the three periods, the Parties agree to begin negotiations in the 98th year of the Lease to extend the Lease additional periods beyond ninety-nine (99) years.

ARTICLE 3.

Rent

Section 3.1 Base Rent during the Term. As provided at Schedule A herein, Lessor calculate an annual Base Rent using the following inputs: (i) net book value of the Premises; (ii) MAIT's weighted average cost of capital as reviewed and approved by the Federal Energy Regulatory Commission; (iii) MAIT's statutory tax rate; (iv) property taxes; and (v) all other expenses, liabilities or charges that may be incurred by Lessor pursuant to any lease agreement, license agreement, consent agreement or other similar agreement relating to the Premises. Base rent shall be payable in equal quarterly installments on the first day of each calendar quarter the Term; except that MAIT shall pay to Lessor within five (5) business days after the Commencement Date prorated rent for the period from the Commencement Date to the end of calendar quarter in which the Commencement occurs. A projected base rent will be estimated for quarterly installments until actual information becomes available. At that time, a reconciliation adjustment to reflect actual end of year values will be included in the subsequent quarterly installment.

Section 3.2 Payment. MAIT covenants and agrees to pay Base Rent to Lessor as required by this Lease as and when due and payable. All Base Rent payable, as well as all other amounts payable by MAIT to Lessor pursuant to this Lease, shall be payable to Lessor via the FirstEnergy Utility Money Pool, pursuant to the Revised and Restated FirstEnergy Utility Money Pool Agreement as such agreement may be amended from time to time, or in such other manner at such place as Lessor shall, from time to time, designate by notice to MAIT.

Section 3.3 Net Operating Lease. It is intended that the Base Rent provided for in this Lease shall be absolutely net to Lessor throughout the Term, net of any taxes, costs, expenses, liabilities, charges or other deductions whatsoever, with respect to the Premises or with respect to any interest of Lessor therein, except as specifically provided otherwise herein.

ARTICLE 4.

Permitted Uses of Leased Property and Transmission Facilities

MAIT shall have use of Leased Property for operation of Transmission Facilities solely transmission, but not distribution, of electricity, and purposes incidental thereto including, limitation, operating, inspecting, maintaining, repairing, replacing and removing Transmission Facilities (the "Permitted Uses"). Subject to Article 5 hereof, MAIT shall also have the right to construct, improve, alter and/or relocate Transmission Facilities on Leased Property. MAIT shall

not have the right to use the Premises and MAIT may not permit others to use any Leased or Transmission Facilities for any purpose other than Permitted Uses, all such rights being reserved to Lessor as provided in Article 5.

ARTICLE 5.

Additions/Alterations

Section 5.1 Additions/Alterations. MAIT may construct, erect, alter, add to or relocate Transmission Facilities (an "Addition/Alteration") on Leased Property only after prior written notice thereof to Lessor. Prior to undertaking any Addition/Alteration, MAIT shall submit plans, specifications, surveys and/or other information pertaining to the proposed Addition/Alteration as to fully inform Lessor as to the nature and extent thereof. Within sixty (60) days after such notice to Lessor, Lessor shall notify MAIT whether such proposed Addition/Alteration will result in an additional burden on the Premises and Lessor's estimate of the amount of the fair market value of the property rights required therefor.

Section 5.2 New Facilities. With the prior written approval of Lessor, which approval shall not be withheld except as necessary to preserve Lessor's Compatible Uses (as hereinafter defined), MAIT may construct, erect, or install and operate electric transmission lines, towers, poles, posts, cables, conduits, transformers, insulators, meters, electric connections, fuses, boxes and other fixtures and any equipment ("New Facilities") on the Premises provided that MAIT pays to Lessor the fair market value of the property rights required therefor. MAIT may submit to Lessor from time to time written requests to use portions of the Premises for New Facilities and shall accompany such request with plans, specifications, surveys and/or other information pertaining thereto so as to fully inform Lessor as to the nature and extent thereof. Within sixty (60) days after submission of such request to Lessor, Lessor shall notify MAIT whether or not Lessor approves use of the Premises for the New Facilities and of Lessor's estimate of the fair market value of the property rights required therefor. Lessor shall accommodate, if practically feasible, MAIT's requests for New Facilities to the extent that the same are related to the Transmission Facilities or to the provision of adequate and reliable transmission service by MAIT, including the interconnection of generation sources or load.

Section 5.3 Payment of Fair Market Value. Prior to making any Addition/Alteration on Leased Property or undertaking work on the Premises with respect to New Facilities, MAIT shall pay to Lessor a lump sum equal to the fair market value of the property rights required therefor. MAIT wishes to proceed with making the Addition/Alteration on Leased Property or undertaking work on the Premises with respect to New Facilities prior to final determination of the fair market value of the property rights required therefor, MAIT shall deposit with Lessor a sum equal to the amount of Lessor's estimate without prejudice to its right to a refund of a portion thereof with interest if the fair market value is subsequently determined to be less than the amount so

Section 5.4 Compliance with Laws. All Additions/Alterations and New Facilities shall be undertaken in a good and workmanlike manner and in compliance with the laws, regulations and requirements of all governmental authorities having jurisdiction.

Section 5.5 Additions to Leased Property. Unless Lessor and MAIT agree otherwise writing, all Additions/Alterations and New Facilities shall become Transmission Facilities as if originally subject to this Lease and the same shall remain the property of MAIT. Further, any additional property rights in the Premises for which MAIT has made payment to Lessor pursuant to Section 5.2, Section 5.3, Section 7.2 or Section 7.3 hereof shall become Leased Property as if originally subject to this Lease.

ARTICLE 6.

Maintenance of the Premises and Transmission Facilities

Section 6.1 MAIT Maintenance Obligations. Except as provided in Section 9.4, shall be solely responsible for maintaining, at its expense, all Transmission Facilities and the Premises. MAIT shall maintain the portions of the Premises for which MAIT is responsible for maintenance in a clean and orderly condition, free from all litter and debris without regard to the same became placed thereon or therein. MAIT shall be responsible for maintaining and repairing buildings, structures and fixtures on Leased Property (but not Distribution Facilities therein or thereon) so as to keep the same in good condition and repair. MAIT shall keep and maintain the Transmission Facilities located on Leased Property in a structurally and safe condition and keep the same in a state of repair complying with all requirements of NESC Applicable Law. MAIT shall be solely responsible for repairing, maintaining and replacing, as necessary, all parking areas, driveways, passageways, walkways and other areas on the Premises (except such as may be or have been installed by Lessor or an Authorized User in connection a Compatible Use of the Premises that is related to any exclusive use by Lessor and/or an Authorized User and not MAIT) and the sidewalks and tree lawns adjoining the Premises. also shall be responsible for mowing portions of the Premises for which MAIT is responsible for maintenance, for removal of noxious weeds and brush therefrom and for removal of snow and from driveways and parking areas other than those exclusively related to a Compatible Use of Leased Property by Lessor and/or an Authorized User and not MAIT.

Section 6.2 Patrol: Encroachments. MAIT shall patrol by air the Premises at least annually and MAIT shall notify Lessor of any unauthorized uses of the Premises or thereon that may be identified as a result of such patrol or otherwise. If there are unauthorized of, or encroachments upon, the Premises, Lessor shall determine in the first instance whether or not action should be undertaken to terminate or otherwise address the same. If Lessor undertakes to terminate the unauthorized use or encroachment, Lessor shall do so at its sole cost and If Lessor notifies MAIT that Lessor has determined that no action will be required by Lessor to terminate such unauthorized use or encroachment, then MAIT may take action, at MAIT's sole cost and expense, as it may deem appropriate to terminate such unauthorized use or

Section 6.3 Lessor Not Responsible for Maintenance. Except as otherwise provided herein, Lessor shall not be responsible or liable to MAIT for, or by reason of, the condition of Premises, or arising from any failure to keep the same in good and lawful order and condition. Lessor shall not be required to make any expenditure whatsoever for the maintenance of except as necessary to permit its Compatible Uses thereof or related to Lessor's facilities and equipment on, under or over Premises.

ARTICLE 7.

Electric Distribution Facilities on Transmission Facilities and Leased Property

Section 7.1 Priority Rights for Transmission Facilities. Lessor acknowledges that MAIT is to have the priority right to use Transmission Facilities and the Leased Property for its electric transmission lines and that Lessor's proposed installation of Distribution Facilities (defined in Section 8.1 hereof) on or in Transmission Facilities and/or Leased Property or existing Distribution Facilities on or in Transmission Facilities and/or Leased Property may conflict with MAIT's planned installation of additional transmission lines thereon or therein.

Section 7.2 Proposed Installation of Distribution Facilities. To the extent that Lessor proposes to install Distribution Facilities on or in Transmission Facilities or Premises that MAIT regards as conflicting with MAIT's planned installation of additional transmission lines thereon therein, MAIT may preclude Lessor's use for such installation. In such event, MAIT shall reimburse Lessor for the additional incremental cost of the alternative required in order to the Distribution Facilities proposed by Lessor (it being recognized that alternative rights-of-way for electric distribution lines are less difficult to obtain and less costly than MAIT alternative rights-of-way for transmission lines) over the cost Lessor would have incurred if Distribution Facilities were installed on Transmission Facilities or Premises.

Section 7.3 Relocation of Distribution Facilities. Lessor and MAIT also recognize Distribution Facilities may presently be installed on or in Transmission Facilities or Leased Property or hereafter installed thereon or therein that MAIT subsequently determines preclude installation of additional transmission lines unless such Distribution Facilities are removed and relocated. In such event, MAIT shall have the right to require Lessor to remove such Facilities provided MAIT has reimbursed Lessor for alternative rights-of-way such that Lessor may install Distribution Facilities that are a suitable alternative to the existing Distribution Facilities that are to be removed and relocated. MAIT shall also reimburse Lessor for the cost of removing its Distribution Facilities from Transmission Facilities or Leased Property and for the cost of installing the alternative Distribution Facilities and shall pay to Lessor a lump sum equal the fair market value of the property rights reserved or used for MAIT's additional transmission lines if the same result in an additional burden on the Premises.

ARTICLE 8.

Lessor's Reserved Rights to Use the Premises and Transmission Facilities

Section 8.1 Compatible Uses. Subject to Article 9 hereof, Lessor reserves and retains the right to use, and to permit other users authorized in writing by Lessor to use (each an "Authorized User"), the Premises and Transmission Facilities for any and all purposes not inconsistent with MAIT's Permitted Uses including, without limitation, all such uses as are being made of the Premises and Transmission Facilities on the date of this Lease and any future uses do not cause Transmission Facilities to be in violation of the National Electric Safety Code ("NESC") or any other law, ordinance, rule or regulation applicable to Transmission Facilities or Leased Property, including the Reliability Standards adopted by the Federal Energy Regulatory Commission and enforced by the North American Electric Reliability Corporation and

ReliabilityFirst Corporation (“Applicable Laws”) or that do not materially impair MAIT’s ability to satisfy its service obligations under applicable tariffs. Such uses of Premises and Facilities by Lessor or an Authorized User are herein referred to as “Compatible Uses.” Compatible Uses of Leased Property include, for example and not limitation, towers, poles, cables, conduits, transformers, insulators, meters, electrical connections, fuses, junction boxes other equipment relating to distribution, but not transmission, of electricity (“Distribution Facilities”) of Lessor or Authorized Users; any and all underground lines, conduits, pipes, equipment and facilities including, without limitation, sewer, water and gas lines and mains; farming, gardening, and other agricultural uses, roadways, parking lots and buildings; microwave and cellular telephone and other telecommunication towers, poles, antennae and equipment, fiberoptic cables and all other structures and facilities of every type and nature. Compatible Uses of Transmission Facilities includes, for example and not limitation, installation and operation thereon of Distribution Facilities, telephone, fiber optic and other communication lines and equipment, installation of communication poles, antennae or structures within or on Facilities and use of Transmission Facilities for support thereof.

Section 8.2 Conflicting Uses. Any use of Leased Property that is not a Compatible i.e., that causes Transmission Facilities to be in violation of the NESC or Applicable Law or that materially impairs MAIT’s ability to satisfy its service obligations under applicable tariffs, is referred to herein as a “Conflicting Use.”

ARTICLE 9.

Compatible Uses by Lessor or Authorized Users

Section 9.1 Notice of Compatible Use. Lessor shall give MAIT written notice of an intention to initiate any use that Lessor or an Authorized User, as the case may be, (an “Initiating User”) deems to be a Compatible Use at least thirty (30) days prior to undertaking activities in furtherance of such proposed use provided, however, that no such notice shall be required unless the Compatible Use involves an attachment to Transmission Facilities (such as Distribution Facilities, electric distribution lines, equipment, supports, antenna and other equipment or facilities attached in any way thereto or suspended therefrom) or an installation requiring excavation within the surface area underlying or within thirty (30) feet adjacent to, Transmission Facilities at ground level. Within thirty (30) days after notice to MAIT of such proposed use, MAIT shall notify Lessor whether MAIT believes the proposed use to be a Conflicting Use. If MAIT notifies Lessor that it regards the proposed use to be a Conflicting Use, then activities in furtherance thereof shall not be undertaken until and unless MAIT notifies Lessor in writing that MAIT withdraws its claim that such proposed use is a Conflicting Use or MAIT and Lessor otherwise agree in writing to modification of the proposed use of the Transmission Facilities affected thereby so as to accommodate the objections) by MAIT. Lessor shall furnish to MAIT such plans and specifications, surveys or other information regarding the proposed use as MAIT may reasonably request in order to evaluate the nature and extent of the proposed use.

MAIT and Lessor shall cooperate in good faith to accommodate Permitted Uses and Compatible Uses of Leased Property and Transmission Facilities to the extent reasonably If and to the extent that Transmission Facilities may be relocated or modified to accommodate Compatible Uses and thereby avoid Conflicting Uses without materially adversely affecting the

operation thereof, MAIT shall undertake, or authorize Lessor or an Authorized User to such relocation or modification provided Lessor or the Authorized User, as the case may be, pays all costs reasonably incurred in making such relocations or modifications (including, without limitation, land or right of way acquisition costs, engineering and legal fees and expenses and construction costs) and observes such requirements as MAIT may reasonably specify in connection therewith.

Section 9.2 Informational Notices. Lessor may give MAIT written notice of an intention to initiate any proposed use of Leased Property by Lessor or an Authorized User in proximity to Transmission Facilities that might adversely affect the structure of, or subjacent or lateral support for, Transmission Facilities and furnish such plans and specifications, surveys and other information regarding such proposed use so that MAIT may specify appropriate protective requirements with respect to the work so as to avoid possible damage to Transmission Facilities. Lessor also may give MAIT informational notice of other Compatible Uses of the Premises that not require notice to MAIT prior to initiating same. Such informational notices may result in relieving MAIT of some maintenance responsibility for the Premises or for payment of a share of Impositions that are attributable to the facilities or equipment related to Compatible Use or may merely for the purpose of informing MAIT of the existence of such Compatible Use.

Section 9.3 Repair Obligations of Lessor Authorized User. Lessor shall promptly all damage to the Premises or Transmission Facilities resulting from activities associated with Compatible Uses undertaken by Lessor to be repaired to a condition at least substantially equivalent to that existing prior thereto including, as appropriate in the case of the Premises, leveling of the surface thereof and seeding with grasses or other ground cover as appropriate following excavation of the surface and such other restorative requirements, as the case may be, forth in the plans and specifications therefor submitted to MAIT. Lessor shall also require each Authorized User to cause all damage to the Premises or Transmission Facilities resulting from activities associated with Compatible Uses by such Authorized User to be so repaired.

Section 9.4 Maintenance Obligation of Lessor or Authorized User. Lessor or an Authorized User, as the case may be, shall be solely responsible for maintenance and repair of all facilities and equipment relating to its Compatible Uses of the Premises or Transmission and shall keep and maintain the same in a structurally and operationally safe condition. Lessor an Authorized User, as the case may be, shall also be responsible for maintaining any portion of Premises that is exclusively used by Lessor or the Authorized User.

ARTICLE 10.

Right of First Offering

Section 10.1 Sale Offer of Leased Property. In the event Lessor determines to sell any Leased Property, Lessor shall notify in writing MAIT thereof and the sales price and terms upon which Lessor wishes to sell the same (the "Sale Offer"). MAIT shall have the right to purchase Leased Property that Lessor proposes to sell at the price and upon the terms of the Sale Offer for period of thirty (30) days after such notice to MAIT. MAIT shall exercise such right by written notice of acceptance of such Sale Offer within such 30-day period. In the event MAIT does not accept such Sale Offer, Lessor may sell the Leased Property subject to the Sale Offer at any time

within one (1) year after notice of the Sale Offer to MAIT upon substantially the same terms and for a sale price that is not less than 90% of the sale price set forth in the Sale Offer.

Section 10.2 MAIT's Lease Rights Preserved. Any sale of Leased Property to a third party pursuant to a Sale Offer shall not affect the rights of MAIT under this Lease and, unless Lessor and MAIT shall agree otherwise in writing, such sale shall not result in adjustment of the Base Rent otherwise payable by MAIT to Lessor with respect to such Leased Property.

Section 10.3 Sale of Premises other than Leased Property. Lessor shall have the right sell any portion of the Premises that does not include Leased Property without offering to sell the same to MAIT.

ARTICLE 11.

Taxes and Other Impositions

Section 11.1 MAIT's Responsibility for Impositions. Except as hereinafter provided in Section 11.2 and Section 11.4, MAIT shall reimburse Lessor within ten (10) business days after receipt of an invoice from Lessor therefor, before any fine, penalty, interest or cost may be added thereto for the non-payment thereof, all real estate taxes, assessments, water and sewer rents and charges, any occupancy tax or similar tax, whether or not imposed on or measured by the rents payable by MAIT, and other governmental levies and charges, of any kind and nature whatsoever, which are assessed, levied, confirmed, imposed or become a lien upon the Premises and/or any part thereof, during the Term and any tax measured by the rent payable by MAIT under this Lease or any tax solely on the rent payable by MAIT under this Lease, whether or not such tax is imposed on Lessor or MAIT (all of which are hereinafter referred to as "Impositions"). Upon request, Lessor shall furnish to MAIT all bills relating to Impositions received by Lessor so that MAIT may determine whether or not to contest same as permitted by Section 11.3 hereof. If, by law, any Imposition is payable or may at the option of the taxpayer be paid in installments (whether or not interest shall accrue on the unpaid balance of such Imposition), Lessor shall pay the same (and any accrued interest on the unpaid balance of such Imposition) in installments as the same respectively become due and before any fine, penalty, interest or cost may be added thereto for the non-payment of any such installment and interest. Any Imposition, the lien of which relates to a period in which the Term of this Lease as to any of the Premises begins or ends, shall be apportioned so that MAIT shall pay only that proportion of such Imposition which corresponds with the portion of said period as is within the Term. Upon request by MAIT, Lessor will cooperate with MAIT in applying for any exemption from real estate taxes to which the Premises may be entitled under applicable law provided MAIT reimburses Lessor for any out-of-pocket costs reasonably incurred by Lessor in connection therewith.

Section 11.2 Apportionment. Notwithstanding Section 11.1, MAIT shall not be responsible for reimbursing Lessor for the portions of Impositions attributable to buildings, improvements or Distribution Facilities of Lessor or an Authorized User, it being contemplated that MAIT will be responsible for Impositions attributable to the Premises and to buildings and improvements that relate to Transmission Facilities (i.e., to the extent attributable to use for transmission of electricity). Distribution Facilities and the Transmission Facilities are generally

treated under applicable state tax law as personal property and taxed as such to Lessor or MAIT, as the case may be. Real estate taxes on rights-of-way are generally payable by the fee owner and not Lessor. Accordingly, it is anticipated that real estate taxes and assessments with respect to fee land that is a part of the Premises will have to be apportioned so that the taxes attributable to the land and buildings and improvements (or portions thereof) relating to transmission of electricity are allocated to MAIT and Lessor shall cooperate in order to effect an appropriate allocation of real estate taxes, assessments and any other Impositions such that MAIT, Lessor or Authorized Users are charged with payment of the proper portion thereof.

Section 11.3 Contested Impositions. Notwithstanding anything to the contrary herein contained, if MAIT deems any Imposition for which it is responsible to be excessive or illegal, MAIT may request that Lessor defer payment thereof in order to permit the validity or the thereof to be contested in good faith by MAIT (or by Lessor on MAIT's behalf) provided MAIT shall have furnished to Lessor such security as Lessor may reasonably require in order to assure discharge of the amounts so contested and unpaid, together with all interest and penalties in connection therewith and all charges that may or might be assessed against or become a charge the Premises in said proceedings. If, at any time during the continuance of such proceedings, Lessor shall deem the security provided to it insufficient, MAIT shall, upon demand, furnish to Lessor such additional security as Lessor may reasonably require, and upon failure of MAIT so do, the security theretofore provided may be applied to the payment, removal and discharge of such Imposition and interest and penalties in connection therewith and any costs, fees or other liabilities accruing in such proceedings, and the balance, if any, shall be returned to MAIT, provided MAIT is not in default hereunder. If the amount so deposited or the amount paid by MAIT or its surety shall be insufficient for this purpose, MAIT shall forthwith pay to Lessor additional sum as may be necessary to pay the same. Any contest as to the validity or amount of any Imposition, whether before or after payment, may be made by MAIT, in the name of Lessor of MAIT, or both, as MAIT shall determine, and Lessor will, at MAIT's expense, cooperate with MAIT in any such contest to such extent as MAIT may reasonably request. It is understood, however, that Lessor shall not be subject to any liability for the payment of any costs or expenses in connection with any such proceeding brought by MAIT and MAIT covenants to pay, and to indemnify and save Lessor harmless from, any such costs or expenses. MAIT shall be entitled to any refund of any such Imposition and penalties or interest thereon which have been paid by or which have been paid by Lessor and reimbursed to Lessor by MAIT.

Section 11.4 Lessor's Taxes. It is expressly understood and agreed that MAIT shall not be required to pay, or reimburse Lessor for any federal, capital levy, franchise tax, gross receipts tax, revenue tax, premium tax, personal property tax, income tax or profits tax of Lessor or any such tax imposed after the date hereof, by any state or local governmental authority or if such tax is determined on the basis of the general assets, or the general net income or net of Lessor.

ARTICLE 12.

Compliance with Applicable Laws

Section 12.1 Compliance with Applicable Law. MAIT shall, throughout the Term, and at no expense whatsoever to Lessor, promptly comply, or cause compliance, with all Applicable

Laws and all orders, rules, regulations and requirements of duly constituted public authorities relating to the Transmission Facilities and all of the Premises except as the same relate to Compatible Uses by Lessor and/or Authorized Users.

Section 12.2 MAIT's Contest of Applicable Law. MAIT shall have the right to contest by appropriate legal proceedings, without cost or expense to Lessor, the validity of any Law relating to its use of Leased Property or Transmission Facilities and to postpone compliance with the same if, by the terms of any such Applicable Law, compliance therewith may legally be held in abeyance without incurring any lien, charge or liability of any kind against the Premises any interest of Lessor therein and without subjecting Lessor to any liability, civil or criminal, whatsoever nature for failure to comply therewith. MAIT may postpone compliance therewith until the final determination of any proceedings, provided that all such proceedings shall be prosecuted with all due diligence and dispatch. If MAIT shall initiate or carry on any such legal proceedings in the name of Lessor, or of Lessor and MAIT, and, except in the case of an emergency, MAIT shall so advise Lessor in writing not less than fifteen (15) days before such proceedings and give full details as to the tribunal in which said proceedings are to be filed, the law, ordinance, order, ruling, regulation or requirement contested, and such additional data as Lessor may require to enable it to understand the facts and evaluate them. If any lien, charge or civil liability, but not criminal liability, is incurred by reason of non-compliance, MAIT may nevertheless make the contest and delay compliance as aforesaid, provided that MAIT furnishes Lessor such security as Lessor may reasonably require against any loss or injury by reason of non-compliance or delay therein and MAIT prosecutes the contest with due diligence and

Section 12.3 Contest of Applicable Law by Lessor or Authorized User. Nothing in this Article 12 shall preclude Lessor or an Authorized User from contesting the validity of any law, ordinance, rule or regulation applicable to the Premises or any use thereof by Lessor or an Authorized User as the case may be.

ARTICLE 13.

Damage or Destruction of Transmission Facilities and Condemnation

Section 13.1 Damage; Destruction and Condemnation. This Lease shall not terminate, nor, except to the extent otherwise specifically provided herein, shall MAIT be entitled to any abatement or return of Base Rent or reduction thereof, nor shall the respective obligations of Lessor and MAIT be otherwise affected, by reason of damage to or destruction of all or any of Transmission Facilities from whatever cause, the taking of the Premises or Transmission by condemnation or exercise of the power of eminent domain or otherwise, the lawful of MAIT's use of any Leased Property or Transmission Facilities, or any other cause similar to foregoing, any present or future law to the contrary notwithstanding, it being the intention of the parties hereto that the Base Rent and charges paid or payable by MAIT shall continue to be in all events unless the obligation to pay the same shall be terminated pursuant to the express provisions of this Lease.

Section 13.2 Condemnation Award. Lessor shall be entitled to the entire award from any taking of the Premises pursuant to exercise of the power of eminent domain and MAIT shall have no claim with respect thereto. Notwithstanding the foregoing, in the event of a taking

Leased Property by exercise of the power of eminent domain such that MAIT cannot continue use of the portion affected thereby for its Transmission Facilities, then MAIT shall have the right to terminate this Lease as to such portion, however, Base Rent payable by MAIT shall not be reduced as a result thereof.

ARTICLE 14.

Environmental Matters

Section 14.1 Hazardous Material. As used herein, the term “Hazardous Material” any hazardous or toxic substance, material or waste which is or becomes regulated by any governmental authority, including without limitation, any material or substance which is (a) defined or listed as a “hazardous waste,” “extremely hazardous waste,” “restricted hazardous waste,” “hazardous substance” or “hazardous material” under any applicable federal, state or law or administrative code promulgated thereunder; (b) petroleum or any derivative thereof; (c) asbestos; (d) PCB’s; or (e) lead. MAIT shall not cause or permit any Hazardous Material to be brought upon, stored, used, handled, generated, released or disposed of on, in, under or about the Premises by MAIT, its agents, employees, contractors or invitees, except in compliance with applicable laws and regulations. Moreover, MAIT shall be responsible for removal of any and Hazardous Material on or under the Premises excepting only such Hazardous Material as was present prior to the Commencement Date or hereafter is placed on or under the Premises as a of acts of Lessor or Authorized Users or the presence of facilities and equipment of Lessor or Authorized Users thereon or therein or on, under or over other properties of Lessor adjacent to or in the vicinity of the Premises.

Section 14.2 MAIT’s Environmental Indemnity. MAIT shall indemnify, defend and hold Lessor and its officers, directors and employees harmless from any and all claims, actions, administrative proceedings (including informal proceedings), judgments, damages, punitive damages, penalties, fines, costs, liabilities, interest or losses, attorney’s fees and expenses, consultant and expert fees, costs of investigation, monitoring, cleanup, containment, restoration, removal or other remedial work, together with all other costs and expenses of any kind or nature that arise during or after the Term from any breach of MAIT’s obligations set forth in this Article 14.

Section 14.3 Lessor’s Environmental Indemnity. Lessor shall indemnify, defend and hold MAIT and its officers, directors and employees harmless from any and all claims, actions, administrative proceedings (including informal proceedings), judgments, damages, punitive damages, penalties, fines, costs, liabilities, interest or losses, attorney’s fees and expenses, consultant and expert fees, costs of investigation, monitoring, cleanup, containment, restoration, removal or other remedial work, together with all other costs and expenses of any kind or nature that arise during or after the Term from the presence of Hazardous Material on or under the Premises prior to the Commencement Date or that is hereafter placed on or under the Premises as result of acts of Lessor or Authorized Users or the presence of facilities of Lessor or Authorized Users thereon or therein or on, under or over other properties of Lessor and adjacent to or in the vicinity of the Premises.

Section 14.4 Survival of Environmental Indemnity Covenants. Each of the covenants and agreements of MAIT and Lessor set forth in this Article 14 shall survive termination of this Lease.

ARTICLE 15.

Indemnification

Section 15.1 MAIT's Indemnification Obligation. Except as herein expressly provided otherwise, MAIT covenants and agrees, at its sole cost and expense, to indemnify, defend and harmless Lessor against and from any and all claims by or on behalf of any person, firm, corporation or governmental authority, arising from the construction, occupancy, use, possession, conduct or maintenance of or from any work or thing whatsoever done in or about Premises the Term and further to indemnify, defend and hold Lessor harmless against and from any and all claims arising with respect to Transmission Facilities, or arising from any breach or default on part of MAIT in the performance or observance of any covenant or agreement on the part of to be performed or observed pursuant to the terms of this Lease, or arising from any negligent act or omission or willful misconduct of MAIT, or any of its agents, employees, contractors or invitees, or arising from any accident, injury or damage whatsoever, however caused, occurring during the Term, in or about the Premises, and from and against all costs, counsel and fees, expenses and liabilities incurred by Lessor in connection with any such claim, action or proceeding brought thereon; and in case any action or proceeding be brought against Lessor, covenants to resist or defend such action or proceeding by counsel reasonably satisfactory to Lessor unless such action or proceeding is resisted or defended by counsel for any carrier of commercial general liability insurance referred to in Section 17.1 hereof, as authorized by the provisions of any policy of commercial general liability insurance maintained pursuant to said Section. The foregoing indemnification, defense and hold harmless provision for the benefit of Lessor (a) shall apply only to the extent that the proceeds of insurance required hereunder or otherwise obtained by MAIT for the benefit of Lessor are insufficient fully to protect Lessor and (b) shall not apply or extend to any negligent act or omission or willful misconduct of Lessor or Authorized User, or any agents, employees or contractors of Lessor or an Authorized User nor to any condition, or circumstance resulting from operation, maintenance, repair, replacement or removal, of the Distribution Facilities of Lessor on the Premises or improvements, equipment or facilities of an Authorized User on the Premises.

Section 15.2 MAIT's Indemnification for Lessor's Costs of Enforcing Lease. MAIT shall indemnify, defend and hold Lessor harmless against and from, all costs and charges, including counsel and consultants' fees, reasonably incurred in obtaining possession of the Premises after default by MAIT or upon expiration or earlier termination of the Term hereof, or enforcing any covenant or agreement of MAIT herein contained.

Section 15.3 Workers' Compensation Indemnity Waivers. For the purpose of indemnification of Lessor from judgments, claims, suits or actions brought against it by MAIT employees, MAIT expressly and specifically waives any and all immunity to which it may be entitled under the workers' compensation laws of the jurisdiction in which the Premises are located.

ARTICLE 16.

Liens

Section 16.1 No Liens. Except as provided in Article 11 and Article 24 hereof, MAIT shall not allow the interest of Lessor or MAIT in the Premises or Transmission Facilities to subject to any lien, charge or encumbrance whatsoever and shall indemnify, defend and hold Lessor harmless from and against all such liens, charges and encumbrances.

Section 16.2 Discharge of Certain Liens. MAIT shall not suffer or permit any mechanic's, laborer's or materialman's liens to stand against the Premises, or any part thereof by reason of any work, labor, services or materials done for, or supplied to, or claim to have been for, or supplied to, MAIT. If any such lien shall at any time be filed against the Premises, or any part thereof, or against the interest of MAIT in the Premises, MAIT shall cause the same to be discharged of record within thirty (30) days after the date of filing the same, by either payment, deposit or bond. If MAIT shall fail to discharge any such lien within such period, then, in to any other right or remedy of Lessor, Lessor may, but shall not be obligated to, procure the discharge of the same either by paying the amount claimed to be due by deposit in court or bonding, and/or Lessor shall be entitled, if Lessor so elects, to compel the prosecution of any action for the foreclosure of such lien by the lienor and to pay the amount of the judgment, if in favor of the lienor, with interest, costs and allowances. Any amount paid or deposited by for any of the aforesaid purposes, and all reasonable costs and other expenses of Lessor, reasonable counsel and consultants' fees, in defending any such action or procuring the discharge of such lien, with all necessary disbursements in connection therewith, shall be payable by MAIT to Lessor as additional rent within thirty (30) days after invoice by Lessor to MAIT therefor.

Section 16.3 No Lessor Consent to Liens. Nothing in this Lease shall be deemed to be, or construed in any way as constituting, the consent of Lessor to the filing of any lien against Lessor's interest in the Premises by any person, firm or corporation for the performance of any labor or the furnishing of any materials for any construction, rebuilding, alteration or repair of Transmission Facilities, or any part thereof

ARTICLE 17.

Insurance and Waiver of Subrogation

Section 17.1 Insurance. During the Term, MAIT shall maintain in effect commercial general liability insurance protecting MAIT and Lessor (as evidenced by policies in which is named as an additional insured) against claims of any and all persons, firms and corporations personal injury, death or property damage occurring upon, in or about the Premises, with such limits of liability as are customarily carried by prudent electric transmission companies or such amount as Lessor shall approve in writing from time to time. All insurance policies provided pursuant to this Section 17.1 shall be obtained by MAIT from an insurance carrier or carriers of good reputation and sound financial responsibility selected by MAIT and shall be subject to self-retention deductibles in such amounts as Lessor may approve in writing from time to time, which approval Lessor agrees not to unreasonably withhold, delay or condition. Policies or certificates evidencing such insurance have been delivered by MAIT to Lessor prior to execution

of this Lease and certificates evidencing renewal of such insurance shall be delivered to Lessor at least ten (10) days' prior to the expiration of any such policy of insurance. Each such policy contain an agreement by the insurers not to cancel such policy or materially alter its coverages except upon at least thirty (30) days' prior written notice to Lessor.

Section 17.2 Waivers of Subrogation. Lessor and MAIT each hereby mutually waive respective rights of subrogation and recovery against the other for any loss insured by property insurance maintained by such party. The Transmission Facilities and all other property on the Premises belonging to MAIT, its agents, employees or invitees shall be at the risk of MAIT or other person only, and Lessor shall not be liable for damage thereto or for the theft, misappropriation or loss thereof.

ARTICLE 18.

Lessor's Rights To Perform MAIT's Covenants

Except to the extent otherwise provided in Section 11.3, MAIT covenants and agrees that if it shall at any time fail to pay, or cause to be paid, any Imposition required to be paid by MAIT pursuant to the provisions of Article 11 hereof, or to take out, pay for, maintain or deliver or cause to be taken out, paid for, maintained or delivered any of the insurance policies provided for in Article 17 hereof, or shall fail to make any other payment or perform any other act which MAIT is obligated to make or perform under this Lease, or cause such to be done, then Lessor may, but shall not be obligated so to do, after thirty (30) days' written notice to MAIT (but without notice in the event of an emergency) and without waiving, or releasing MAIT from, any obligation of MAIT in this Lease contained, pay any such Imposition or effect such insurance coverage and pay premiums therefor, and may make any other payment or perform any other act which MAIT is obligated to perform under this Lease, in such manner and to such extent as shall be necessary, reasonable and, in exercising any such rights, pay necessary, reasonable and incidental costs and expenses, employ counsel and incur and pay attorneys' and consultants' fees. All sums so paid by Lessor and all necessary, reasonable and incidental costs and expenses in connection with the performance of any such act by Lessor, shall be deemed additional Base Rent hereunder and, except as otherwise expressly provided in this Lease, shall be payable to Lessor as additional Base Rent within thirty (30) days after the date of Lessor's invoice to MAIT therefor, and MAIT covenants to pay any such sum or sums and Lessor shall have the same rights and remedies in the event of the nonpayment thereof by MAIT as in the case of default by MAIT in the payment of Base Rent.

ARTICLE 19.

Default Provisions

Section 19.1 Events of Default. This Lease and the Term hereof are subject to the limitation that if, at any time during the Term, any one or more of the following events (herein called an "Event of Default") shall occur:

- (a) if MAIT shall fail to pay any installment of the Base Rent provided for herein, or any part thereof, when the same shall become due and payable, and such failure

shall continue for ten (10) days after receipt of written notice thereof from Lessor to or

(b) if MAIT shall fail to pay any other charge or sum required to be paid by MAIT hereunder and any such failure shall continue for thirty (30) days after receipt of written notice thereof from Lessor to MAIT; or

(c) if MAIT shall fail to perform or observe any other requirement of this Lease (not already specified in this Section 19.1) on the part of the MAIT to be performed or observed, and such failure shall continue for thirty (30) days after receipt of written notice thereof from Lessor to MAIT; or

(d) if substantially all Transmission Facilities in or on Leased Property or MAIT's interest in this Lease are attached or levied upon under execution and the same is not discharged within sixty (60) days thereafter,

Lessor shall have the right, then or at any time thereafter, and while such default or defaults shall continue, to give MAIT written notice of Lessor's intention to terminate this Lease on a date specified in such notice, which date shall not be less than thirty (30) days after the date of giving of such notice, and, on the date specified in such notice, MAIT's right to possession of Leased Property shall cease and MAIT shall peaceably and quietly yield to and surrender to Lessor the Premises and this Lease shall thereupon be terminated and all of the right, title and interest of MAIT hereunder shall wholly cease and expire in the same manner and with the same force and effect as if the date of expiration of such thirty (30) day period were the date originally specified herein for the expiration of this Lease and the Term hereof, and MAIT shall then quit and surrender the Premises and the Transmission Facilities on Leased Property to Lessor, but MAIT shall remain liable to Lessor as provided below. In the event of termination of this Lease, MAIT shall be deemed to have abandoned all Transmission Facilities on, under or over Leased Property to the extent the same have not been removed thereon prior to the date of such termination.

Section 19.2 Possession Following Event of Default. In the event of any termination of this Lease pursuant to Section 19.1 or if an Event of Default shall continue beyond the expiration of any grace or cure period provided for above, Lessor may enter upon the Premises and have, repossess and enjoy the same by summary proceedings, ejectment or otherwise, and in any such event neither MAIT nor any person claiming through or under MAIT shall be entitled to possession or to remain in possession of the Premises but shall forthwith quit and surrender the Premises. Lessor shall be under no liability for or by reason of any such entry, repossession or removal of MAIT or any person claiming through or under MAIT.

Section 19.3 MAIT's Responsibility for Costs. In case of any such termination, re- or dispossession by summary proceedings, ejectment or otherwise, the rent and other charges required to be paid by MAIT hereunder shall thereupon become due and payable up to the time such termination, re-entry or dispossession, and MAIT shall also pay to Lessor all reasonable expenses which Lessor may then or thereafter incur for legal expenses, attorney's and fees, brokerage commissions, and all other reasonable costs paid or incurred by Lessor for or restoring the Premises and the Transmission Facilities to good order and condition or, if elects to do so, for removing Transmission Facilities from Leased Property. Lessor shall be

no obligation to lease or relet Leased Property or Transmission Facilities or any part of either in order to mitigate damages.

Section 19.4 Survival of MAIT's Payment Obligation. The right of Lessor to recover from MAIT the amounts provided for above shall survive the issuance of any order for or other cancellation or termination hereof.

Section 19.5 Extension of Cure Period for Certain Events of Default. Anything in this Article 19 to the contrary notwithstanding, it is expressly understood that, with respect to any Event of Default within the purview of clause (c) of Section 19.1 hereof, if such Event of Default of such a nature that it cannot, with due diligence, be cured within a period of thirty (30) days, Lessor shall not be entitled to re-enter the Premises, serve a notice of termination upon MAIT as provided in said Section 19.1, or exercise any right, power or remedy with respect to such Event Default nor shall the same be regarded as an Event of Default for any of the purposes of this if MAIT shall have notified Lessor in writing that MAIT will undertake curing such default and commenced the curing of such default within the period of thirty (30) days referred to in said clause 19.1(c), and so long as MAIT shall thereafter proceed in good faith with reasonable diligence to complete the curing of such default, and the time within which MAIT must cure the same shall be extended for such period as may be necessary to complete the same with due diligence.

ARTICLE 20.

Cumulative Remedies, Waiver

Section 20.1 Cumulative Remedies. The specified remedies to which Lessor may under the terms of this Lease are cumulative and are not intended to be exclusive of any other remedies or means of redress to which Lessor may be lawfully entitled in case of any breach or threatened breach by MAIT of any provision of this Lease. In addition to the other remedies in Lease provided, Lessor shall be entitled to the restraint by injunction of any violation or or threatened violation of any of the terms, covenants, condition, provisions or agreements of this Lease.

Section 20.2 No Waiver. The failure of Lessor to insist in any one or more cases upon the strict performance of any of the terms, covenants, conditions, provisions or agreements of Lease or to exercise any option herein contained shall not be construed as a waiver or a relinquishment for the future of any such term, covenant, condition, provision, agreement or option. A receipt and acceptance by Lessor of Base Rent or any other payment, or the of any performance of anything required by this Lease to be performed, with knowledge of the breach of any term, covenant, condition, provision or agreement of this Lease, shall not be a waiver of such breach, nor shall any acceptance of any payment in a lesser amount than is provided for (regardless of any endorsement on any check, or any statement in any letter accompanying any payment) operate or be construed either as an accord and satisfaction or in manner other than as payment on account of the amounts then unpaid by MAIT, and no waiver Lessor of any term, covenant, condition, provision or agreement of this Lease shall be deemed to have been made unless specifically acknowledged as such in a writing signed by Lessor.

ARTICLE 21.

Quiet Enjoyment and Surrender of Leased Property

Section 21.1 Quiet Enjoyment. So long as MAIT shall make the Base Rent and other payments provided for herein and shall keep, observe and perform all of the other covenants of Lease, MAIT shall and may peaceably and quietly have, hold and enjoy the Premises for Uses during the Term hereof free of interference from Lessor or those claiming by, through or under Lessor except that nothing herein shall preclude use of the Premises or Transmission Facilities by Lessor or Authorized Users to the extent provided elsewhere in this Lease. This covenant shall be construed as running with the land to and against subsequent owners and successors in interest, and is not, nor shall it operate or be construed as, a personal covenant of Lessor, except to the extent of Lessor's interest in the Premises and only so long as such interest shall continue, and thereafter this covenant shall be binding only upon such subsequent owners successors in interest, to the extent of their respective interests, as and when they shall acquire same, and only so long as they shall retain such interest.

Section 21.2 Surrender of Premises. Except as otherwise provided in this Lease, MAIT shall, upon the expiration or termination of this Lease for any reason whatsoever, surrender the Premises to Lessor in good order, condition and repair, except for reasonable wear and tear. shall surrender to Lessor all the Premises to Lessor upon expiration of the Term without notice of any kind, and MAIT hereby waives all right to any such notice as may be provided under any present or future law.

Section 21.3 Holdover. If MAIT continues to occupy the Premises with the written consent of Lessor after the last day of the Term, MAIT shall be a tenant from month to month, at Base Rent twice the rate in effect prior to the end of the Term and such tenancy shall otherwise subject to all of the covenants and agreements of this Lease. In the event that Lessor does not so consent to MAIT's continued possession after the expiration of the Term of this Lease, or if no agreement shall have been entered into by the parties hereto, MAIT shall pay Lessor all damages sustained by reason of MAIT's retention of possession after such expiration.

Section 21.4 MAIT's Right to Terminate Lease as to All or Part of Premises. From to time during the Term, MAIT shall have the right to terminate this Lease as to, and surrender possession of, all or a portion of Leased Property and portions of the Premises adjoining such Leased Property as of the end of a calendar quarter. MAIT shall give Lessor written notice of its intention to terminate this Lease as to, and surrender possession of, Leased Property not less than one hundred eighty (180) days prior to the date for termination specified therein and, if appropriate, its wish to remove some or all of the Transmission Facilities located thereon as specified in such notice. If a Leasehold Mortgagee shall exist as of the time of any notice of termination to Lessor pursuant to this Section, such notice of termination shall be accompanied a written consent thereto signed by the Leasehold Mortgagee and no such notice of termination shall be effective unless accompanied by such written consent. In the event of termination of this Lease as to some, but not all, of the Premises, Base Rent shall not be reduced by the portion that is attributable to the Leased Property as to which such termination relates.

Section 21.5 Surrender or Removal of Transmission Facilities. Upon expiration of the Term or termination of this Lease, in its entirety or with respect to but not all Leased Property, or termination of this Lease pursuant to Article 21 hereof, MAIT shall surrender to Lessor all Transmission Facilities then on, under or over Leased Property and title thereto shall vest in unless Lessor shall have notified MAIT in writing prior to the expiration of the Term or the effective date of such termination that some or all of the Transmission Facilities are to be therefrom. If Lessor notifies MAIT that some or all of the Transmission Facilities are to be removed from Leased Property, MAIT shall undertake removal thereof with reasonable diligence thereafter and shall cause the surface of Leased Property affected thereby to be restored. MAIT shall coordinate removal activities with Lessor and Authorized Users as and to the extent necessary to protect or relocate Distribution Facilities or other uses of Transmission Facilities being made of Transmission Facilities by Lessor and/or Authorized Users. MAIT shall continue have access to Leased Property after such expiration or termination for such purpose and shall be deemed to be continuing to occupy Leased Property pursuant to Section 21.3. Until of such removal, Section 6.1, Section 12.2, Article 14, and Article 15 shall continue in effect notwithstanding expiration or termination of this Lease. In the event title to some or all of the Transmission Facilities vests in Lessor pursuant to this Section 21.5, MAIT shall execute and deliver to Lessor from time to time such bills of sale or other conveyance as Lessor may reasonably request for the purpose of confirming Lessor's ownership thereof

ARTICLE 22.

Assignment Subletting

Section 22.1 Prohibition Against Assignment of Lease Without Lessor's Approval. Except as specifically provided otherwise in this Lease, neither this Lease nor the leasehold created hereby shall be sold or assigned without the prior written approval of Lessor which may withhold for any reason or no reason. No sale or assignment of this Lease shall be effective until there has been delivered to Lessor an undertaking, signed by such proposed purchaser or assignee, in which such purchaser or assignee assumes the due performance of all obligations on MAIT's part to be performed under this Lease. Upon such assumption, MAIT shall have no further liability under this Lease except as to liabilities, which arose prior to the sale or In the event MAIT has been notified by Lessor of an Event of Default which has not been cured of the time of a proposed sale or assignment the undertaking to be signed by the proposed purchaser or assignee shall include a specific commitment to cure any such Event of Default in timely fashion

Section 22.2 Prohibition Against Subleasing. MAIT shall not sublet all or any part of Premises to any third party without the prior written approval of Lessor, which Lessor may withhold, for any reason or no reason.

Section 22.3 Permitted Assignments by MAIT. Notwithstanding Section 22.1, this Lease may be assigned without Lessor's prior written approval to any electric transmission company with which MAIT is merged or consolidated or which is a purchaser of substantially all of the Transmission Facilities or to any Leasehold Mortgagee or the nominee of a Leasehold Mortgagee or purchaser or assignee of the leasehold estate pursuant to Article 24 hereof.

Section 22.4 Assumption by Assignee. Each assignee of this Lease shall promptly execute and deliver to Lessor a written assumption of MAIT's obligations under this Lease in form as Lessor may require.

ARTICLE 23.

Fee Mortgage Indenture

Leased Property is presently subject and subordinate to the [_____], as the same has been amended and supplemented and as the same may hereafter be amended and supplemented (the "Mortgage"). Notwithstanding the priority of the Mortgage over the leasehold estate and rights of MAIT created by this Lease, the Trustee and MAIT have entered into a Non-disturbance Agreement pursuant to which the Trustee has agreed that the use and occupancy of MAIT of Leased Property pursuant to this Lease will not be interfered with or disturbed by the Trustee or anyone claiming by, through or under the Trustee, including any receiver or purchaser of the interest of Lessor in Leased Property upon foreclosure of the Mortgage or other exercise of the rights of the Trustee under the Mortgage provided MAIT is not in material default in the performance or observance of its obligations under this Lease.

ARTICLE 24.

Mortgaging of Leasehold Interest

Section 24.1 Leasehold Mortgages. MAIT, without Lessor's consent, shall have the unrestricted right to mortgage the leasehold estate created by this Lease pursuant to a leasehold mortgage or mortgages, at any time and from time to time, on any terms MAIT may deem desirable. If more than one such mortgage shall at the time be in effect, each such mortgage, at time in effect, is herein called a "Leasehold Mortgage." No holder of a Leasehold Mortgage shall have the rights or benefits set forth in this Article 24, nor shall the provisions of this Article be binding upon Lessor unless and until holder of a Leasehold Mortgage shall have notified Lessor writing that it is a holder of such Leasehold Mortgage and of the name and address to which all notices and other communications hereunder to it may be addressed; and such a holder of a Leasehold Mortgage, having given such notice, is herein called "Leasehold Mortgagee."

Section 24.2 Notices to Leasehold Mortgagees. Any notice which the holder of a Leasehold Mortgage shall desire or be required to give to Lessor shall be in writing and shall be deemed to have been given (a) upon receipt when the same is delivered in person or by courier or (b) as of the third business day after the same has been deposited with the United States Postal Service, postage prepaid for certified or registered mail, at the address set forth in Section 26.1 hereof or at such other addresses as shall be designated by Lessor in a written notice thereof to Leasehold Mortgagee. Any notice which Lessor shall desire or be required to give to a Mortgagee shall be in writing and shall be deemed to have been given (i) upon receipt when the same is delivered in person or by courier or (ii) as of the third business day after the same has been deposited with the United States Postal Service, postage prepaid for certified or registered mail, addressed to such Leasehold Mortgagee at the address set forth in the Leasehold Mortgage or in such last recorded assignment thereof or at such other address as shall have been designated by such Leasehold Mortgagee in a written notice thereof to Lessor.

Section 24.3 No Lease Cancellation, Surrender or Material Modification without Leasehold Mortgagee Consent. Lessor and MAIT shall not agree between themselves to any cancellation, surrender or material modification of this Lease without the prior written consent of each Leasehold Mortgagee.

Section 24.4 Notices of Default to Leasehold Mortgagee. Lessor shall give to each Leasehold Mortgagee a copy of any Notice of Default or notice of Lessor's intention to terminate this Lease given by Lessor to MAIT hereunder not later than ten (10) days after giving any such notice to MAIT.

Section 24.5 Payment or Performance by Leasehold Mortgagee. At any time when any Leasehold Mortgagee shall remain unsatisfied of record, any Leasehold Mortgagee may make any payment or perform any act required hereunder to be made or performed by MAIT and Lessor shall accept such payment and performance. No entry by a Leasehold Mortgagee upon the Premises for such purpose shall constitute or be deemed to be an eviction of MAIT or release MAIT from any obligation or default hereunder (except in the case of any obligation or default which shall have been fully performed or corrected by such payment or performance by a Leasehold Mortgagee).

Section 24.6 Leasehold Mortgagee Notices to Lessor of Intention to Cure Event of Default. For purposes of this Article, no Event of Default shall be deemed to exist under Article 19 in respect of performance or observance of any requirement of this Lease on the part of MAIT to be performed or observed if a Leasehold Mortgagee shall have notified Lessor in writing of its intention to cure such default and commenced the curing of such default within the time therefor and shall thereafter have proceeded in good faith with reasonable diligence to complete the curing of such default and the time within which such default must be cured shall be for such period as may be necessary to complete the same with due diligence.

Section 24.7 Leasehold Mortgagee Opportunities to Cure Events of Default. Anything herein contained to the contrary notwithstanding, upon the occurrence of an Event of Default (inclusive of the occurrence of any of the events specified in paragraph (c) or (d) of Section 19.1 hereof), other than an event of default due to a default in the payment of money, Lessor shall take no action to effect a termination of this Lease without first giving to each Leasehold Mortgagee written notice thereof and a reasonable time thereafter within which notify Lessor in writing of intention, and thereafter diligently proceeding, either (i) to obtain possession of the Premises (including possession by a receiver) or (ii) to institute, prosecute and complete foreclosure proceedings or otherwise acquire MAIT's interest under this Lease. Upon obtaining possession acquiring MAIT's interest under this Lease, a Leasehold Mortgagee shall be required promptly to cure all defaults then reasonably susceptible of being cured by such Leasehold Mortgagee. Notwithstanding the foregoing, (i) such Leasehold Mortgagee shall not be obligated to continue such possession or to continue such foreclosure proceedings after the Events of Default shall be cured; (ii) nothing herein contained shall preclude Lessor, subject to the provisions of this Article, from exercising any rights or remedies under this Lease with respect to any other default by MAIT during the pendency of such foreclosure proceedings; (iii) if such Leasehold shall be a party other than a bank, insurance company or other entity having a net worth \$30,000,000 at the time the Leasehold Mortgage is granted or a group of such banks, insurance companies or other entities (a "Lending Institution"), such Leasehold Mortgagee shall deposit

Lessor during the period of forbearance by Lessor from taking action to effect a termination of Lease such security as shall be reasonably satisfactory to Lessor to assure Lessor of compliance such Leasehold Mortgagee during the period of such forbearance with such of the terms, conditions and covenants of this Lease as are reasonably susceptible of being complied by such Leasehold Mortgagee and (iv) such Leasehold Mortgagee, if a Lending Institution, shall agree with Lessor in writing to comply during the period of such forbearance with such of the terms, conditions and covenants of this Lease as are reasonably susceptible of being complied with by such Leasehold Mortgagee. Any Event of Default by MAIT not reasonably susceptible of being cured by such Leasehold Mortgagee shall be deemed to have been waived by Lessor upon completion of such foreclosure proceedings or upon such acquisition of MAIT's interest in this Lease, except that any of such Events of Default which are reasonably susceptible of being cured after such completion and acquisition shall then be cured with reasonable diligence by such Leasehold Mortgagee or its designee or other purchaser, as the case may be. Such Leasehold Mortgagee or its designee, or other purchaser in foreclosure proceedings, may become the legal owner and holder of this Lease through such foreclosure proceedings or by assignment of this Lease in lieu of foreclosure.

Section 24.8 Leasehold Mortgagee Right to New Lease. In the event of the termination of this Lease prior to the expiration of the Term, Lessor shall serve upon each Leasehold Mortgagee written notice that the Lease has been terminated together with a statement of any and all such sums which would at the time be due under this Lease but for such termination, and all other Events of Default, if any, under this Lease then known to Lessor. Any Leasehold shall thereupon have the option to obtain a new lease in accordance and upon the following terms and conditions:

Upon the written request of the Leasehold Mortgagee, within sixty (60) days after service of such notice that the Lease has been terminated, Lessor shall enter into a new lease with respect to the Premises with such Leasehold Mortgagee as follows:

Such new lease shall be entered into at the reasonable cost of the lessee thereunder, shall be effective as of the date of termination of this Lease and shall be for the remainder of the Term of this Lease and at the Base Rent and upon all the agreements, terms, covenants and conditions hereof, including any options to extend the Term. Such new lease shall require the lessee to perform any unfulfilled obligation of MAIT under this Lease, which is reasonably susceptible of being performed, by such lessee. Upon the execution of such new lease, the lessee named therein shall pay any and all sums which would at the time of the execution thereof be due under this Lease but for such termination, and shall pay all expenses, including reasonable counsel fees, court costs and disbursements incurred by Lessor in connection with such Events of Default and termination, the recovery of possession of the Leased Property and the preparation, execution and delivery of such new lease.

Section 24.9 Extension of Term Pursuant to New Lease. If the Term is not extended pursuant to Section 2.2 hereof, or for any other reason whatsoever, MAIT shall not become

to extend the Term of this Lease, Lessor shall serve upon each Leasehold Mortgagee written thereof and any such Leasehold Mortgagee shall have the option upon written request served Lessor to obtain from Lessor a new lease of the Premises for such renewal term in accordance and upon the following terms and conditions:

Such written request shall be served upon Lessor not later than sixty (60) days after the service of the aforementioned notice by Lessor on such Leasehold Mortgagee, and within thirty (30) days after the service of such written request, lessor and the Leasehold Mortgagee, or its designee, shall enter into a new lease with respect to the Premises as follows:

Such new lease shall be entered into at the reasonable cost and expense of the lessee thereunder, shall be effective as of the date of termination of the then current Term of this Lease, and shall be for the Extended Term next succeeding the then current term of this Lease, and at the Base Rent and upon all the agreements, terms, covenants and conditions hereof, including any further options to extend the Term. Such new lease shall require the lessee to perform any unfulfilled obligation of MAIT under this Lease, which is reasonably susceptible of being performed, by such lessee. Upon execution of such new lease, the lessee therein named shall pay any and all sums remaining unpaid under the Lease then expiring, then unpaid, plus the reasonable expenses incurred by Lessor in connection with the preparation, execution and delivery of such new lease.

Section 24.10 Benefited Leasehold Mortgagees. Anything herein contained to the contrary notwithstanding, the provisions of this Article shall inure only to the benefit of Mortgagees under Leasehold Mortgages which shall be, respectively, a first, second and third against the leasehold estate hereunder. If Leasehold Mortgagees of more than one such Mortgage shall make written requests upon Lessor for a new lease in accordance with this the new lease shall be entered into pursuant to the request of the holder whose Leasehold shall be of the highest priority and thereupon the written requests for a new lease of each holder a Leasehold Mortgage junior in lien shall be and be deemed to be void and of no force or effect.

Section 24.11 Possession Pursuant to New Lease. Nothing herein contained shall be deemed to obligate Lessor to deliver possession of the Premises to the lessee under any new entered into pursuant to this Article.

Section 24.12 Assignment by Leasehold Mortgagee. If any Leasehold Mortgagee shall acquire title to MAIT's interest in this Lease, by foreclosure of a Leasehold Mortgage thereon or by assignment in lieu of foreclosure or by assignment from a designee or subsidiary of such Leasehold Mortgagee, or under a new lease pursuant to this Article, such Leasehold Mortgagee may assign such lease and shall thereupon be released from all liability for the performance or observance of the covenants and conditions in such lease contained on the part of MAIT or such lessee, as the case may be, to be performed and observed from and after the date of such assignment, provided that the assignee from such Leasehold Mortgagee shall have assumed such lease in accordance with Section 22.4 hereof and shall have complied otherwise with said

ARTICLE 25.

Estoppel Certificates

Lessor and MAIT agree at any time and from time to time, upon not less than ten (10) days' prior written request by MAIT, Lessor, the Trustee or a Leasehold Mortgagee, to execute, acknowledge and deliver to the party requesting the same a statement in writing certifying that this Lease is unmodified and is in full force and effect (or, if there have been modifications, that the same is in full force and effect as modified and stating the modifications), the Base Rent currently payable, and the dates to which the Base Rent and other charges have been paid in advance, if any, it being intended that any such statement delivered pursuant to this Article may be relied upon by any prospective purchaser or mortgagee of the Premises of MAIT's interest in this Lease. Such certificate by MAIT shall contain a statement that there are no Defaults by Lessor under this Lease, or, if there be any, a reasonably detailed specification of all such Defaults and such other matters as may be reasonably requested. Such certificate by Lessor shall contain a statement that it has knowledge of no Defaults by MAIT under this Lease, or, if there be any of which it has knowledge, a reasonably detailed specification of all such Defaults and such other matters as may be reasonably requested.

ARTICLE 26.

Miscellaneous

Section 26.1 Notices. Any and all notices upon receipt when required or permitted this Lease shall be in writing and shall be deemed sufficiently given (a) upon receipt when the same is delivered in person or by courier or (b) as of the third business day after the same has deposited with the United States Postal Service, postage prepaid for certified or registered mail, addressed as follows:

To Lessor:

[_____]
76 South Main Street
Akron, Ohio 44308
Attention: [_____]

To MAIT:

Mid-Atlantic Interstate Transmission, LLC
76 South Main Street
Akron, Ohio 44308
Attention: [_____]

or to such other address or addresses as either Lessor or MAIT by notice to the other may designate from time to time in the manner herein provided.

Section 26.2 Dispute Resolution. In the event of any dispute, controversy, or claim arising out of, under, or relating to this Ground Lease, Lessor and MAIT shall first attempt to resolve such dispute through good faith negotiations between representatives who will have the

authority to settle the dispute. Lessor and/or MAIT shall give the other party written notice of dispute not resolved in the ordinary course of business. Within ten (10) calendar days after delivery of any such notice, the aforementioned representatives will meet at a mutually time and place to attempt to resolve the dispute. If such designated representatives are unable to resolve a dispute within thirty (30) calendar days after receipt of notice of the dispute, then upon request of either Lessor or MAIT such dispute will be referred to a senior officer designated by each party for resolution. Each such senior officer shall be an individual who has authority to resolve the dispute on behalf of Lessor or MAIT. Any dispute not resolved within sixty (60) calendar days following receipt of the request for submission to senior officers may, by mutual determination of Lessor and MAIT, be addressed and resolved through an alternative dispute resolution method to be agreed upon by Lessor and MAIT in good faith at such time, such as, but not limited to, binding arbitration or mediation; provided, however, neither Lessor nor MAIT be obligated to agree to any alternative resolution method to address the unresolved dispute. Nothing in this section shall in any way limit or preclude Lessor or MAIT from pursuing any or remedies or obtaining any relief to which it may be entitled at law or equity.

Section 26.3 Invalidity of Particular Provisions. If any term or provision of this Lease the application thereof to any person or circumstance shall to any extent be invalid or unenforceable, the remainder of this Lease, or the application of such term or provision to or circumstances other than those as to which it is invalid or unenforceable, shall not be affected thereby, and each term and provision of this Lease shall be valid and may be enforced to the extent permitted by law.

Section 26.4 Successors and Assigns. The terms, conditions, covenants, provisions and agreements herein contained shall be binding upon and inure to the benefit of Lessor, its and assigns, and MAIT, its successors and assigns.

Section 26.5 Amendments: Modifications. This Lease may be modified only by written agreement signed by Lessor and MAIT with the same formalities attendant as upon the execution of this Lease, it being the express intention of the parties hereto that no provision, term or condition of this Lease may be amended or varied in any way by an oral understanding or by any document not executed in accordance with this Section 26.5.

Section 26.6 Memoranda of Lease. Upon request by either Lessor or MAIT, the parties hereto shall execute, for recording purposes, memoranda of this Lease in conformity with the law and practice of the state in which the Premises are located, and the same shall be placed of record MAIT's expense. If requested by Lessor, MAIT shall, upon termination of this Lease as to some all Leased Property as provided herein, execute and deliver to Lessor an appropriate release, in form proper for recording, of MAIT's interest therein.

Section 26.7 Governing Law. This Lease shall be governed by and interpreted in accordance with the laws of the state in which the Premises are located.

Section 26.8 Entire Agreement. Except as set forth in an Operating Agreement of even date herewith that Lessor and MAIT expect will terminate before expiration of the Initial Term except as provided in any amendment of this Lease hereafter entered into by Lessor and MAIT,

this Lease sets forth the entire agreement and understanding between Lessor and MAIT to the subject matter hereof.

Section 26.9 Further Assurances. Subject to the terms and conditions of this Lease, of the parties hereto, including without limitation subsidiaries and affiliates of the parties, will their best efforts to take, or cause to be taken, all actions, and to do, or cause to be done, all necessary, proper or advisable to consummate the transactions contemplated by this Lease and to fully effect the intent of this Lease.

Exhibit KJT-2

IN WITNESS WHEREOF, the parties hereto have caused this Ground Lease to be duly executed as of the day and year first above written,

(Witnesses as to Lessor)

PENNSYLVANIA ELECTRIC COMPANY

Printed Name:

By _____

Printed Name:

(Witnesses as to MAIT)

MID-ATLANTIC INTERSTATE
TRANSMISSION, LLC

Printed Name:

By _____

Printed Name

EXHIBIT A

Leased Property

General Description: This exhibit identifies the property that Lessor has agreed to lease to MAIT as of [____], 2016, in return for quarterly installments of Base Rent and subject to the rights, terms and conditions of this Ground Lease:

- (1) Tracts or parcels owned by the Lessor (fee lands), together with portions of the buildings, structures and fixtures thereon to the extent used for transmission, but not distribution, of electricity on the date of this Lease.
- (2) Easements granted to Lessor on, under or over which Transmission Facilities are situated on the date of this Lease.
- (3) Leased lands, servitudes, interests in land, permits, privileges, licenses, consents, franchises and authorizations granted to or held by Lessor on, under or over which Transmission Facilities are situated on the date of this Lease and not identified as being either fee land or an easement.

SCHEDULE A

“Base Rent” = (Net Book Value of Premises - ADITs) * Pre-Tax WACC + Book Depreciation Expense + Property Taxes + All other costs, expenses, liabilities or charges that may be incurred by Lessor pursuant to any lease agreement, license agreement, consent agreement or other similar agreement relating to the Premises

For purposes of this definition:

“ADIT” means Accumulated Deferred Income Taxes associated with the Premises.

$$\text{“Pre-Tax WACC”} = \frac{\text{WACC}}{(1 - \text{Statutory Tax Rate})}$$

“Weighted Average Cost of Capital (“WACC”) =

$$\begin{aligned} & ((\text{Debt Ratio} * \text{MAIT's Effective Cost of Outstanding Long-Term Debt}) * (1 - \text{Statutory Tax} \\ & \text{Rate})) \\ & + \end{aligned}$$

$$(\text{Equity Ratio} * \text{MAIT's Authorized Rate of Return on Equity})$$

Company	Major Location	Asset Location	Utility Account	Asset Retirement Unit	Book Cost	Allocated Reserve	Net Book Value
MTED Metropolitan Edison	MTED - Trans Subs	ALBURTIS SUB	35011 - Fee Land - Trans. Subs.	Fee Land	\$33,247.25	\$0.00	\$33,247.25
		ALBURTIS SUB Total			\$33,247.25	\$0.00	\$33,247.25
MTED Metropolitan Edison	MTED - SUB-TRANS SUBS	ALCOA SUB	35011 - Fee Land - Trans. Subs.	Fee Land	\$3,821.06	\$0.00	\$3,821.06
		ALCOA SUB Total			\$3,821.06	\$0.00	\$3,821.06
MTED Metropolitan Edison	MTED - SUB-TRANS SUBS	GERMANTOWN SUB	35011 - Fee Land - Trans. Subs.	Fee Land	\$4,505.61	\$0.00	\$4,505.61
		GERMANTOWN SUB Total			\$4,505.61	\$0.00	\$4,505.61
MTED Metropolitan Edison	MTED - Trans Subs	GLENDON TRANS SUB	35011 - Fee Land - Trans. Subs.	Fee Land	\$21,828.59	\$0.00	\$21,828.59
		GLENDON TRANS SUB Total			\$21,828.59	\$0.00	\$21,828.59
MTED Metropolitan Edison	MTED - Trans Subs	HOSENSACK SUB	35011 - Fee Land - Trans. Subs.	Fee Land	\$876.52	\$0.00	\$876.52
MTED Metropolitan Edison	MTED - Trans Subs	HOSENSACK SUB	35011 - Fee Land - Trans. Subs.	Fee Land	\$2,327.00	\$0.00	\$2,327.00
MTED Metropolitan Edison	MTED - Trans Subs	HOSENSACK SUB	35011 - Fee Land - Trans. Subs.	Fee Land	\$1,809.67	\$0.00	\$1,809.67
		HOSENSACK SUB Total			\$5,013.19	\$0.00	\$5,013.19
MTED Metropolitan Edison	MTED - Trans Subs	LYONS SUB	35011 - Fee Land - Trans. Subs.	Fee Land	\$6,240.26	\$0.00	\$6,240.26
MTED Metropolitan Edison	MTED - Trans Subs	LYONS SUB	35011 - Fee Land - Trans. Subs.	Fee Land	\$2,524.43	\$0.00	\$2,524.43
		LYONS SUB Total			\$8,764.69	\$0.00	\$8,764.69
MTED Metropolitan Edison	MTED - Trans Subs	MIDDLETOWN JCT SUB	35011 - Fee Land - Trans. Subs.	Fee Land	\$49,023.19	\$0.00	\$49,023.19
		MIDDLETOWN JCT SUB Total			\$49,023.19	\$0.00	\$49,023.19
MTED Metropolitan Edison	MTED - Unspecified	MTED - Unspecified	35011 - Fee Land - Trans. Subs.	Unspecified Transfers	(\$76,341.95)	\$0.00	(\$76,341.95)
MTED Metropolitan Edison	MTED - Unspecified	MTED - Unspecified	35011 - Fee Land - Trans. Subs.	Unspecified Transfers	(\$27,731.60)	\$0.00	(\$27,731.60)
MTED Metropolitan Edison	MTED - Unspecified	MTED - Unspecified	35011 - Fee Land - Trans. Subs.	Unspecified Transfers	(\$10,131.44)	\$0.00	(\$10,131.44)
MTED Metropolitan Edison	MTED - Unspecified	MTED - Unspecified	35011 - Fee Land - Trans. Subs.	Unspecified Transfers	(\$174.90)	\$0.00	(\$174.90)
MTED Metropolitan Edison	MTED - Unspecified	MTED - Unspecified	35011 - Fee Land - Trans. Subs.	Unspecified Transfers	(\$14,600.13)	\$0.00	(\$14,600.13)
		MTED - Unspecified Total			(\$128,980.02)	\$0.00	(\$128,980.02)
MTED Metropolitan Edison	MTED - Trans Subs	NORTH BOYERTOWN SUB	35011 - Fee Land - Trans. Subs.	Fee Land	\$18,874.62	\$0.00	\$18,874.62
		NORTH BOYERTOWN SUB Total			\$18,874.62	\$0.00	\$18,874.62
MTED Metropolitan Edison	MTED - Trans Subs	NORTH HERSHEY SUB	35011 - Fee Land - Trans. Subs.	Fee Land	\$210,324.06	\$0.00	\$210,324.06
		NORTH HERSHEY SUB Total			\$210,324.06	\$0.00	\$210,324.06
MTED Metropolitan Edison	MTED - Trans Subs	NORTH LEBANON SUB	35011 - Fee Land - Trans. Subs.	Fee Land	\$39,144.84	\$0.00	\$39,144.84
		NORTH LEBANON SUB Total			\$39,144.84	\$0.00	\$39,144.84
MTED Metropolitan Edison	MTED - Trans Subs	NORTH TEMPLE SUB	35011 - Fee Land - Trans. Subs.	Fee Land	\$11,509.34	\$0.00	\$11,509.34
MTED Metropolitan Edison	MTED - Trans Subs	NORTH TEMPLE SUB	35011 - Fee Land - Trans. Subs.	Fee Land	\$8,100.50	\$0.00	\$8,100.50
		NORTH TEMPLE SUB Total			\$19,609.84	\$0.00	\$19,609.84
MTED Metropolitan Edison	MTED - Trans Subs	NORTHKILL SUB	35011 - Fee Land - Trans. Subs.	Fee Land	\$410,486.95	\$0.00	\$410,486.95
		NORTHKILL SUB Total			\$410,486.95	\$0.00	\$410,486.95
MTED Metropolitan Edison	MTED - Trans Subs	NORTHWOOD SUB	35011 - Fee Land - Trans. Subs.	Fee Land	\$81,004.42	\$0.00	\$81,004.42
MTED Metropolitan Edison	MTED - Trans Subs	NORTHWOOD SUB	35011 - Fee Land - Trans. Subs.	Fee Land	\$12,524.10	\$0.00	\$12,524.10
		NORTHWOOD SUB Total			\$93,528.52	\$0.00	\$93,528.52
MTED Metropolitan Edison	MTED - Trans Subs	SOUTH LEBANON SUB	35011 - Fee Land - Trans. Subs.	Fee Land	\$8,115.00	\$0.00	\$8,115.00
MTED Metropolitan Edison	MTED - Trans Subs	SOUTH LEBANON SUB	35011 - Fee Land - Trans. Subs.	Fee Land	\$587.57	\$0.00	\$587.57
MTED Metropolitan Edison	MTED - Trans Subs	SOUTH LEBANON SUB	35011 - Fee Land - Trans. Subs.	Fee Land	\$45,593.83	\$0.00	\$45,593.83
MTED Metropolitan Edison	MTED - Trans Subs	SOUTH LEBANON SUB	35011 - Fee Land - Trans. Subs.	Fee Land	\$177.87	\$0.00	\$177.87
MTED Metropolitan Edison	MTED - Trans Subs	SOUTH LEBANON SUB	35011 - Fee Land - Trans. Subs.	Fee Land	\$37,332.04	\$0.00	\$37,332.04
MTED Metropolitan Edison	MTED - Trans Subs	SOUTH LEBANON SUB	35011 - Fee Land - Trans. Subs.	Fee Land	\$113.02	\$0.00	\$113.02
		SOUTH LEBANON SUB Total			\$91,919.33	\$0.00	\$91,919.33
MTED Metropolitan Edison	MTED - Trans Subs	SOUTH READING SUB	35011 - Fee Land - Trans. Subs.	Fee Land	\$10,131.44	\$0.00	\$10,131.44

Company	Major Location	Asset Location	Utility Account	Asset Retirement Unit	Book Cost	Allocated Reserve	Net Book Value
MTED Metropolitan Edison	MTED - Trans Subs	SOUTH READING SUB	35011 - Fee Land - Trans. Subs.	Fee Land	\$174.90	\$0.00	\$174.90
MTED Metropolitan Edison	MTED - Trans Subs	SOUTH READING SUB	35011 - Fee Land - Trans. Subs.	Fee Land	\$27,731.60	\$0.00	\$27,731.60
MTED Metropolitan Edison	MTED - Trans Subs	SOUTH READING SUB	35011 - Fee Land - Trans. Subs.	Fee Land	\$14,600.13	\$0.00	\$14,600.13
		SOUTH READING SUB Total			\$52,638.07	\$0.00	\$52,638.07
MTED Metropolitan Edison	MTED - Trans Subs	TMI 500 KV SUB	35011 - Fee Land - Trans. Subs.	Fee Land	\$401,911.12	\$0.00	\$401,911.12
		TMI 500 KV SUB Total			\$401,911.12	\$0.00	\$401,911.12
MTED Metropolitan Edison	MTED - Trans Subs	YOE SUB	35011 - Fee Land - Trans. Subs.	Fee Land	\$23,853.64	\$0.00	\$23,853.64
		YOE SUB Total			\$23,853.64	\$0.00	\$23,853.64
MTED Metropolitan Edison	MTED - Trans Subs	YORKANA SUB	35011 - Fee Land - Trans. Subs.	Fee Land	\$24,829.81	\$0.00	\$24,829.81
		YORKANA SUB Total			\$24,829.81	\$0.00	\$24,829.81
			35011 - Fee Land - Trans. Subs. Total		\$1,384,344.36	\$0.00	\$1,384,344.36
MTED Metropolitan Edison	MTED - SUB-TRANS SUBS	ALCOA SUB	35012 - Easements - Trans. Subs.	Easements	\$279.12	\$186.33	\$92.79
		ALCOA SUB Total			\$279.12	\$186.33	\$92.79
MTED Metropolitan Edison	MTED - SUB-TRANS SUBS	ALLENTOWN CEMENT CO SUB	35012 - Easements - Trans. Subs.	Easements	\$35.42	\$24.15	\$11.27
		ALLENTOWN CEMENT CO SUB Total			\$35.42	\$24.15	\$11.27
MTED Metropolitan Edison	MTED - Trans Subs	CARPENTER TECHNOLOGY SUB	35012 - Easements - Trans. Subs.	Easements	\$40.19	\$26.84	\$13.35
		CARPENTER TECHNOLOGY SUB Total			\$40.19	\$26.84	\$13.35
MTED Metropolitan Edison	MTED - Trans Subs	CATERPILLAR TRACTOR SUB	35012 - Easements - Trans. Subs.	Easements	\$1.00	\$0.51	\$0.49
		CATERPILLAR TRACTOR SUB Total			\$1.00	\$0.51	\$0.49
MTED Metropolitan Edison	MTED - Trans Subs	GLENDON TRANS SUB	35012 - Easements - Trans. Subs.	Easements	\$1,452.86	\$409.99	\$1,042.87
		GLENDON TRANS SUB Total			\$1,452.86	\$409.99	\$1,042.87
MTED Metropolitan Edison	MTED - Trans Subs	HOLTWOOD(FACE ROCK) SUB	35012 - Easements - Trans. Subs.	Easements	\$57.82	\$48.17	\$9.65
		HOLTWOOD(FACE ROCK) SUB Total			\$57.82	\$48.17	\$9.65
MTED Metropolitan Edison	MTED - Trans Subs	HOSENSACK SUB	35012 - Easements - Trans. Subs.	Easements	\$35.68	\$16.46	\$19.22
MTED Metropolitan Edison	MTED - Trans Subs	HOSENSACK SUB	35012 - Easements - Trans. Subs.	Easements	\$217.20	\$180.88	\$36.32
MTED Metropolitan Edison	MTED - Trans Subs	HOSENSACK SUB	35012 - Easements - Trans. Subs.	Easements	\$1,483.40	\$786.17	\$697.23
		HOSENSACK SUB Total			\$1,736.28	\$983.51	\$752.77
MTED Metropolitan Edison	MTED - Trans Subs	HUNTERSTOWN SUB	35012 - Easements - Trans. Subs.	Easements	\$3,057.76	\$947.13	\$2,110.63
MTED Metropolitan Edison	MTED - Trans Subs	HUNTERSTOWN SUB	35012 - Easements - Trans. Subs.	Easements	\$64,702.88	\$40,527.23	\$24,175.65
		HUNTERSTOWN SUB Total			\$67,760.64	\$41,474.36	\$26,286.28
MTED Metropolitan Edison	MTED - Trans Subs	JACKSON SUB	35012 - Easements - Trans. Subs.	Easements	\$8,839.55	\$5,536.76	\$3,302.79
MTED Metropolitan Edison	MTED - Trans Subs	JACKSON SUB	35012 - Easements - Trans. Subs.	Easements	\$10,134.95	\$7,185.25	\$2,949.70
MTED Metropolitan Edison	MTED - Trans Subs	JACKSON SUB	35012 - Easements - Trans. Subs.	Easements	\$10,616.20	\$8,695.59	\$1,920.61
MTED Metropolitan Edison	MTED - Trans Subs	JACKSON SUB	35012 - Easements - Trans. Subs.	Easements	\$55,694.80	\$33,351.52	\$22,343.28
		JACKSON SUB Total			\$85,285.50	\$54,769.12	\$30,516.38
MTED Metropolitan Edison	MTED - SUB-TRANS SUBS	KUTZTOWN SUB	35012 - Easements - Trans. Subs.	Easements	\$66.95	\$38.24	\$28.71
		KUTZTOWN SUB Total			\$66.95	\$38.24	\$28.71
MTED Metropolitan Edison	MTED - SUB-TRANS SUBS	LUCENT SUB	35012 - Easements - Trans. Subs.	Easements	\$10.32	\$6.60	\$3.72
		LUCENT SUB Total			\$10.32	\$6.60	\$3.72
MTED Metropolitan Edison	MTED - Trans Subs	LYONS SUB	35012 - Easements - Trans. Subs.	Easements	\$4.84	\$0.38	\$4.46
		LYONS SUB Total			\$4.84	\$0.38	\$4.46
MTED Metropolitan Edison	MTED - Trans Subs	MIDDLETOWN SUB	35012 - Easements - Trans. Subs.	Easements	\$1.00	\$0.83	\$0.17
MTED Metropolitan Edison	MTED - Trans Subs	MIDDLETOWN SUB	35012 - Easements - Trans. Subs.	Easements	\$63.43	\$38.88	\$24.55
MTED Metropolitan Edison	MTED - Trans Subs	MIDDLETOWN SUB	35012 - Easements - Trans. Subs.	Easements	\$61.29	\$41.76	\$19.53
MTED Metropolitan Edison	MTED - Trans Subs	MIDDLETOWN SUB	35012 - Easements - Trans. Subs.	Easements	\$313.17	\$368.62	(\$55.45)

Company	Major Location	Asset Location	Utility Account	Asset Retirement Unit	Book Cost	Allocated Reserve	Net Book Value
MTED Metropolitan Edison	MTED - Trans Subs	MIDDLETOWN SUB	35012 - Easements - Trans. Subs.	Easements	\$5,458.54	\$2,968.15	\$2,490.39
MTED Metropolitan Edison	MTED - Trans Subs	MIDDLETOWN SUB	35012 - Easements - Trans. Subs.	Easements	\$8,945.47	\$4,248.48	\$4,696.99
		MIDDLETOWN SUB Total			\$14,842.90	\$7,666.73	\$7,176.17
MTED Metropolitan Edison	MTED - SUB-TRANS SUBS	MILL ST SUB	35012 - Easements - Trans. Subs.	Easements	\$211.08	\$129.32	\$81.76
		MILL ST SUB Total			\$211.08	\$129.32	\$81.76
MTED Metropolitan Edison	MTED - SUB-TRANS SUBS	MILLARDS QUARRY SUB	35012 - Easements - Trans. Subs.	Easements	\$375.86	\$235.45	\$140.41
		MILLARDS QUARRY SUB Total			\$375.86	\$235.45	\$140.41
MTED Metropolitan Edison	MTED - Unspecified	MTED - Unspecified	35012 - Easements - Trans. Subs.	Unspecified Transfers	(\$362.18)	(\$301.62)	(\$60.56)
		MTED - Unspecified Total			(\$362.18)	(\$301.62)	(\$60.56)
MTED Metropolitan Edison	MTED - SUB-TRANS SUBS	PITTSBURGH PLATE GLASS SUB	35012 - Easements - Trans. Subs.	Easements	\$313.05	\$183.12	\$129.93
		PITTSBURGH PLATE GLASS SUB Total			\$313.05	\$183.12	\$129.93
MTED Metropolitan Edison	MTED - Trans Subs	SOUTH READING SUB	35012 - Easements - Trans. Subs.	Easements	\$362.18	\$301.62	\$60.56
		SOUTH READING SUB Total			\$362.18	\$301.62	\$60.56
MTED Metropolitan Edison	MTED - Trans Subs	TMI#2 230 KV SUB	35012 - Easements - Trans. Subs.	Easements	\$900.00	\$538.93	\$361.07
		TMI#2 230 KV SUB Total			\$900.00	\$538.93	\$361.07
			35012 - Easements - Trans. Subs. Total		\$173,373.83	\$106,721.76	\$66,652.07
MTED Metropolitan Edison	MTED - TL 500KV	ALBURTIS to BRANCHBURG (5016)	35021 - Fee Land - Trans. Lines	Fee Land	\$12,664.80	\$77.02	\$12,592.48
		ALBURTIS to BRANCHBURG (5016) Total			\$12,664.80	\$77.02	\$12,592.48
MTED Metropolitan Edison	MTED - TL 230KV	ALBURTIS to TWR 1071-91	35021 - Fee Land - Trans. Lines	Fee Land	\$15,650.93	\$89.16	\$15,567.21
		ALBURTIS to TWR 1071-91 Total			\$15,650.93	\$89.16	\$15,567.21
MTED Metropolitan Edison	MTED - TL 500KV	CONEMAUGH to HUNTERSTOWN (5006)	35021 - Fee Land - Trans. Lines	Fee Land	\$202.73	\$1.15	\$201.65
		CONEMAUGH to HUNTERSTOWN (5006) Total			\$202.73	\$1.15	\$201.65
MTED Metropolitan Edison	MTED - TL 230KV	COPPERSTONE to NORTH LEBANON (1094-1)	35021 - Fee Land - Trans. Lines	Fee Land	\$7,443.00	\$41.45	\$7,404.08
		COPPERSTONE to NORTH LEBANON (1094-1) Total			\$7,443.00	\$41.45	\$7,404.08
MTED Metropolitan Edison	MTED - TL 115KV	EASTERN 115 KV NETWORK	35021 - Fee Land - Trans. Lines	Fee Land	\$5,927.09	\$66.40	\$5,864.75
		EASTERN 115 KV NETWORK Total			\$5,927.09	\$66.40	\$5,864.75
MTED Metropolitan Edison	MTED - TL 69KV	ER Pa - TL 69KV (MTED)	35021 - Fee Land - Trans. Lines	Fee Land	(\$1,098.85)	(\$2.32)	(\$1,096.67)
MTED Metropolitan Edison	MTED - TL 69KV	ER Pa - TL 69KV (MTED)	35021 - Fee Land - Trans. Lines	Fee Land	\$557.06	\$1.82	\$555.35
MTED Metropolitan Edison	MTED - TL 69KV	ER Pa - TL 69KV (MTED)	35021 - Fee Land - Trans. Lines	Fee Land	\$231.43	\$2.92	\$228.69
MTED Metropolitan Edison	MTED - TL 69KV	ER Pa - TL 69KV (MTED)	35021 - Fee Land - Trans. Lines	Fee Land	\$379.00	\$3.08	\$376.11
MTED Metropolitan Edison	MTED - TL 69KV	ER Pa - TL 69KV (MTED)	35021 - Fee Land - Trans. Lines	Fee Land	\$641.22	\$7.51	\$634.17
MTED Metropolitan Edison	MTED - TL 69KV	ER Pa - TL 69KV (MTED)	35021 - Fee Land - Trans. Lines	Fee Land	\$1,436.94	\$8.19	\$1,429.25
MTED Metropolitan Edison	MTED - TL 69KV	ER Pa - TL 69KV (MTED)	35021 - Fee Land - Trans. Lines	Fee Land	\$1,150.32	\$8.32	\$1,142.51
MTED Metropolitan Edison	MTED - TL 69KV	ER Pa - TL 69KV (MTED)	35021 - Fee Land - Trans. Lines	Fee Land	\$1,504.31	\$9.92	\$1,495.00
MTED Metropolitan Edison	MTED - TL 69KV	ER Pa - TL 69KV (MTED)	35021 - Fee Land - Trans. Lines	Fee Land	\$867.69	\$11.39	\$857.00
MTED Metropolitan Edison	MTED - TL 69KV	ER Pa - TL 69KV (MTED)	35021 - Fee Land - Trans. Lines	Fee Land	\$1,989.59	\$16.68	\$1,973.92
MTED Metropolitan Edison	MTED - TL 69KV	ER Pa - TL 69KV (MTED)	35021 - Fee Land - Trans. Lines	Fee Land	\$3,646.72	\$18.44	\$3,629.40
MTED Metropolitan Edison	MTED - TL 69KV	ER Pa - TL 69KV (MTED)	35021 - Fee Land - Trans. Lines	Fee Land	\$2,387.81	\$19.11	\$2,369.87
MTED Metropolitan Edison	MTED - TL 69KV	ER Pa - TL 69KV (MTED)	35021 - Fee Land - Trans. Lines	Fee Land	\$2,177.01	\$19.37	\$2,158.82
MTED Metropolitan Edison	MTED - TL 69KV	ER Pa - TL 69KV (MTED)	35021 - Fee Land - Trans. Lines	Fee Land	\$3,657.79	\$22.24	\$3,636.90
MTED Metropolitan Edison	MTED - TL 69KV	ER Pa - TL 69KV (MTED)	35021 - Fee Land - Trans. Lines	Fee Land	\$3,942.94	\$28.02	\$3,916.63
MTED Metropolitan Edison	MTED - TL 69KV	ER Pa - TL 69KV (MTED)	35021 - Fee Land - Trans. Lines	Fee Land	\$3,722.30	\$28.83	\$3,695.23
MTED Metropolitan Edison	MTED - TL 69KV	ER Pa - TL 69KV (MTED)	35021 - Fee Land - Trans. Lines	Fee Land	\$3,100.73	\$29.18	\$3,073.33
MTED Metropolitan Edison	MTED - TL 69KV	ER Pa - TL 69KV (MTED)	35021 - Fee Land - Trans. Lines	Fee Land	\$2,687.67	\$30.11	\$2,659.40
MTED Metropolitan Edison	MTED - TL 69KV	ER Pa - TL 69KV (MTED)	35021 - Fee Land - Trans. Lines	Fee Land	\$12,916.62	\$30.59	\$12,887.89

Company	Major Location	Asset Location	Utility Account	Asset Retirement Unit	Book Cost	Allocated Reserve	Net Book Value
MTED Metropolitan Edison	MTED - TL 69KV	ER Pa - TL 69KV (MTED)	35021 - Fee Land - Trans. Lines	Fee Land	\$5,748.87	\$38.64	\$5,712.59
MTED Metropolitan Edison	MTED - TL 69KV	ER Pa - TL 69KV (MTED)	35021 - Fee Land - Trans. Lines	Fee Land	\$29,113.90	\$42.86	\$29,073.65
MTED Metropolitan Edison	MTED - TL 69KV	ER Pa - TL 69KV (MTED)	35021 - Fee Land - Trans. Lines	Fee Land	\$7,937.55	\$46.24	\$7,894.13
MTED Metropolitan Edison	MTED - TL 69KV	ER Pa - TL 69KV (MTED)	35021 - Fee Land - Trans. Lines	Fee Land	\$4,219.49	\$50.51	\$4,172.06
MTED Metropolitan Edison	MTED - TL 69KV	ER Pa - TL 69KV (MTED)	35021 - Fee Land - Trans. Lines	Fee Land	\$39,732.31	\$99.19	\$39,639.17
MTED Metropolitan Edison	MTED - TL 69KV	ER Pa - TL 69KV (MTED)	35021 - Fee Land - Trans. Lines	Fee Land	\$9,667.96	\$133.06	\$9,543.02
MTED Metropolitan Edison	MTED - TL 69KV	ER Pa - TL 69KV (MTED)	35021 - Fee Land - Trans. Lines	Fee Land	\$186,825.30	\$514.24	\$186,342.43
MTED Metropolitan Edison	MTED - TL 69KV	ER Pa - TL 69KV (MTED)	35021 - Fee Land - Trans. Lines	Fee Land	\$494,321.87	\$980.92	\$493,400.80
		ER Pa - TL 69KV (MTED) Total			\$823,465.55	\$2,199.05	\$821,400.67
MTED Metropolitan Edison	MTED - TL 230KV	HOSENSACK to SOUTH READING (1006)	35021 - Fee Land - Trans. Lines	Fee Land	\$11,103.51	\$87.42	\$11,021.42
		HOSENSACK to SOUTH READING (1006) Total			\$11,103.51	\$87.42	\$11,021.42
MTED Metropolitan Edison	MTED - TL 230KV	HOSENSAK to SPRINGFIELD (HS)	35021 - Fee Land - Trans. Lines	Fee Land	\$2,188.76	\$25.36	\$2,164.95
		HOSENSAK to SPRINGFIELD (HS) Total			\$2,188.76	\$25.36	\$2,164.95
MTED Metropolitan Edison	MTED - TL 230KV	HUMMELSTOWN to MIDDLETOWN JCT (1002)	35021 - Fee Land - Trans. Lines	Fee Land	\$72,383.65	\$560.65	\$71,857.21
		HUMMELSTOWN to MIDDLETOWN JCT (1002) Total			\$72,383.65	\$560.65	\$71,857.21
MTED Metropolitan Edison	MTED - TL 500KV	HUNTERSTOWN TO CONASTONE (5013)	35021 - Fee Land - Trans. Lines	Fee Land	\$172.70	\$0.98	\$171.78
		HUNTERSTOWN TO CONASTONE (5013) Total			\$172.70	\$0.98	\$171.78
MTED Metropolitan Edison	MTED - TL 230KV	JACKSON to YORKANA (1052)	35021 - Fee Land - Trans. Lines	Fee Land	\$85,513.45	\$454.33	\$85,086.84
		JACKSON to YORKANA (1052) Total			\$85,513.45	\$454.33	\$85,086.84
MTED Metropolitan Edison	MTED - TL 500KV	JUNIATA to TMI (5008)	35021 - Fee Land - Trans. Lines	Fee Land	\$174,134.44	\$858.30	\$173,328.51
		JUNIATA to TMI (5008) Total			\$174,134.44	\$858.30	\$173,328.51
MTED Metropolitan Edison	MTED - TL 230KV	MIDDLETOWN JCT to N. LEBANON	35021 - Fee Land - Trans. Lines	Fee Land	\$2,791.28	\$15.54	\$2,776.68
		MIDDLETOWN JCT to N. LEBANON Total			\$2,791.28	\$15.54	\$2,776.68
MTED Metropolitan Edison	MTED - TL 230KV	MIDDLETOWN JCT to S. LEBANON (1004)	35021 - Fee Land - Trans. Lines	Fee Land	\$256.59	\$1.99	\$254.72
MTED Metropolitan Edison	MTED - TL 230KV	MIDDLETOWN JCT to S. LEBANON (1004)	35021 - Fee Land - Trans. Lines	Fee Land	\$22,438.72	\$127.84	\$22,318.68
		MIDDLETOWN JCT to S. LEBANON (1004) Total			\$22,695.31	\$129.82	\$22,573.41
MTED Metropolitan Edison	MTED - Unspecified	MTED - Unspecified	35021 - Fee Land - Trans. Lines	Fee Land	\$2,085.97	\$6.01	\$2,080.33
MTED Metropolitan Edison	MTED - Unspecified	MTED - Unspecified	35021 - Fee Land - Trans. Lines	Fee Land	\$429,056.43	\$1,016.20	\$428,102.23
		MTED - Unspecified Total			\$431,142.40	\$1,022.21	\$430,182.56
MTED Metropolitan Edison	MTED - TL 230KV	NORTHWOOD to QUARRY (1012)	35021 - Fee Land - Trans. Lines	Fee Land	\$16,982.67	\$94.58	\$16,893.86
		NORTHWOOD to QUARRY (1012) Total			\$16,982.67	\$94.58	\$16,893.86
MTED Metropolitan Edison	MTED - TL 500KV	TMI to HOSENSACK (5026)	35021 - Fee Land - Trans. Lines	Fee Land	\$215,169.39	\$1,060.56	\$214,173.54
		TMI to HOSENSACK (5026) Total			\$215,169.39	\$1,060.56	\$214,173.54
MTED Metropolitan Edison	MTED - TL 500KV	TMI to PEACHBOTTOM (5007)	35021 - Fee Land - Trans. Lines	Fee Land	\$54,817.40	\$333.35	\$54,504.39
		TMI to PEACHBOTTOM (5007) Total			\$54,817.40	\$333.35	\$54,504.39
MTED Metropolitan Edison	MTED - TL 115KV	WESTERN 115 KV NETWORK	35021 - Fee Land - Trans. Lines	Fee Land	\$174.97	\$0.44	\$174.56
MTED Metropolitan Edison	MTED - TL 115KV	WESTERN 115 KV NETWORK	35021 - Fee Land - Trans. Lines	Fee Land	\$650.00	\$4.79	\$645.51
MTED Metropolitan Edison	MTED - TL 115KV	WESTERN 115 KV NETWORK	35021 - Fee Land - Trans. Lines	Fee Land	\$3,357.98	\$10.10	\$3,348.49
MTED Metropolitan Edison	MTED - TL 115KV	WESTERN 115 KV NETWORK	35021 - Fee Land - Trans. Lines	Fee Land	\$35,742.06	\$121.26	\$35,628.20
MTED Metropolitan Edison	MTED - TL 115KV	WESTERN 115 KV NETWORK	35021 - Fee Land - Trans. Lines	Fee Land	\$29,503.97	\$428.72	\$29,101.41
		WESTERN 115 KV NETWORK Total			\$69,428.98	\$565.30	\$68,898.17
			35021 - Fee Land - Trans. Lines Total		\$2,023,878.04	\$7,682.64	\$2,016,664.15
MTED Metropolitan Edison	MTED - TL 115KV	991 115kV Tap to Duke Energy-Texas Eastern	35022 - Easements - Trans. Lines	Easements	\$5,810.40	\$518.10	\$5,310.22
		991 115kV Tap to Duke Energy-Texas Eastern Total			\$5,810.40	\$518.10	\$5,310.22
MTED Metropolitan Edison	MTED - TL 500KV	ALBURTIS to BRANCHBURG (5016)	35022 - Easements - Trans. Lines	Easements	\$111,926.94	\$53,424.78	\$60,350.30

Company	Major Location	Asset Location	Utility Account	Asset Retirement Unit	Book Cost	Allocated Reserve	Net Book Value
		ALBURTIS to BRANCBURG (5016) Total			\$111,926.94	\$53,424.78	\$60,350.30
MTED Metropolitan Edison	MTED - TL 230KV	ALBURTIS to TWR 1071-91	35022 - Easements - Trans. Lines	Easements	\$202,171.25	\$62,349.00	\$141,979.11
MTED Metropolitan Edison	MTED - TL 230KV	ALBURTIS to TWR 1071-91	35022 - Easements - Trans. Lines	Easements	\$220,912.58	\$98,134.63	\$126,172.75
		ALBURTIS to TWR 1071-91 Total			\$423,083.83	\$160,483.63	\$268,151.87
MTED Metropolitan Edison	MTED - TL 230KV	BRUNNER'S ISLAND to YORKANA (1055)	35022 - Easements - Trans. Lines	Easements	\$394,624.46	\$183,923.22	\$217,063.76
		BRUNNER'S ISLAND to YORKANA (1055) Total			\$394,624.46	\$183,923.22	\$217,063.76
MTED Metropolitan Edison	MTED - TL 500KV	CONEMAUGH to HUNTERSTOWN (5006)	35022 - Easements - Trans. Lines	Easements	\$10,417.14	\$4,627.54	\$5,949.68
		CONEMAUGH to HUNTERSTOWN (5006) Total			\$10,417.14	\$4,627.54	\$5,949.68
MTED Metropolitan Edison	MTED - TL 230KV	COPPERSTONE to NORTH LEBANON (1094-1)	35022 - Easements - Trans. Lines	Easements	\$217,457.52	\$94,289.76	\$126,429.55
MTED Metropolitan Edison	MTED - TL 230KV	COPPERSTONE to NORTH LEBANON (1094-1)	35022 - Easements - Trans. Lines	Easements	\$363,671.80	\$169,497.06	\$200,038.21
		COPPERSTONE to NORTH LEBANON (1094-1) Total			\$581,129.32	\$263,786.82	\$326,467.76
MTED Metropolitan Edison	MTED - TL 115KV	EASTERN 115 KV NETWORK	35022 - Easements - Trans. Lines	Easements	\$7.06	\$5.16	\$2.08
MTED Metropolitan Edison	MTED - TL 115KV	EASTERN 115 KV NETWORK	35022 - Easements - Trans. Lines	Easements	\$100.00	\$78.37	\$24.34
MTED Metropolitan Edison	MTED - TL 115KV	EASTERN 115 KV NETWORK	35022 - Easements - Trans. Lines	Easements	\$336.21	\$311.32	\$35.66
MTED Metropolitan Edison	MTED - TL 115KV	EASTERN 115 KV NETWORK	35022 - Easements - Trans. Lines	Easements	\$1,664.12	\$982.19	\$715.91
MTED Metropolitan Edison	MTED - TL 115KV	EASTERN 115 KV NETWORK	35022 - Easements - Trans. Lines	Easements	\$2,504.50	\$2,009.87	\$564.16
MTED Metropolitan Edison	MTED - TL 115KV	EASTERN 115 KV NETWORK	35022 - Easements - Trans. Lines	Easements	\$5,286.76	\$2,709.38	\$2,671.11
MTED Metropolitan Edison	MTED - TL 115KV	EASTERN 115 KV NETWORK	35022 - Easements - Trans. Lines	Easements	\$12,708.98	\$8,438.14	\$4,562.74
MTED Metropolitan Edison	MTED - TL 115KV	EASTERN 115 KV NETWORK	35022 - Easements - Trans. Lines	Easements	\$27,093.49	\$23,917.42	\$4,003.46
MTED Metropolitan Edison	MTED - TL 115KV	EASTERN 115 KV NETWORK	35022 - Easements - Trans. Lines	Easements	\$49,139.90	\$29,693.28	\$20,473.80
MTED Metropolitan Edison	MTED - TL 115KV	EASTERN 115 KV NETWORK	35022 - Easements - Trans. Lines	Easements	\$91,622.06	\$31,612.65	\$61,103.00
MTED Metropolitan Edison	MTED - TL 115KV	EASTERN 115 KV NETWORK	35022 - Easements - Trans. Lines	Easements	\$97,729.52	\$60,459.84	\$39,361.19
MTED Metropolitan Edison	MTED - TL 115KV	EASTERN 115 KV NETWORK	35022 - Easements - Trans. Lines	Easements	\$171,326.93	\$162,481.17	\$14,466.52
		EASTERN 115 KV NETWORK Total			\$459,519.53	\$322,698.77	\$147,983.98
MTED Metropolitan Edison	MTED - TL 69KV	ER Pa - TL 69KV (MTED)	35022 - Easements - Trans. Lines	Easements	\$115.53	\$24.15	\$92.22
MTED Metropolitan Edison	MTED - TL 69KV	ER Pa - TL 69KV (MTED)	35022 - Easements - Trans. Lines	Easements	\$25.00	\$25.78	\$0.11
MTED Metropolitan Edison	MTED - TL 69KV	ER Pa - TL 69KV (MTED)	35022 - Easements - Trans. Lines	Easements	\$140.38	\$28.04	\$113.31
MTED Metropolitan Edison	MTED - TL 69KV	ER Pa - TL 69KV (MTED)	35022 - Easements - Trans. Lines	Easements	\$115.95	\$90.87	\$28.23
MTED Metropolitan Edison	MTED - TL 69KV	ER Pa - TL 69KV (MTED)	35022 - Easements - Trans. Lines	Easements	\$391.63	\$150.02	\$246.80
MTED Metropolitan Edison	MTED - TL 69KV	ER Pa - TL 69KV (MTED)	35022 - Easements - Trans. Lines	Easements	\$2,600.00	\$801.83	\$1,825.91
MTED Metropolitan Edison	MTED - TL 69KV	ER Pa - TL 69KV (MTED)	35022 - Easements - Trans. Lines	Easements	\$1,164.78	\$1,053.09	\$148.12
MTED Metropolitan Edison	MTED - TL 69KV	ER Pa - TL 69KV (MTED)	35022 - Easements - Trans. Lines	Easements	\$5,898.26	\$1,554.02	\$4,397.99
MTED Metropolitan Edison	MTED - TL 69KV	ER Pa - TL 69KV (MTED)	35022 - Easements - Trans. Lines	Easements	\$5,206.36	\$1,845.03	\$3,425.15
MTED Metropolitan Edison	MTED - TL 69KV	ER Pa - TL 69KV (MTED)	35022 - Easements - Trans. Lines	Easements	\$3,021.36	\$2,483.05	\$624.20
MTED Metropolitan Edison	MTED - TL 69KV	ER Pa - TL 69KV (MTED)	35022 - Easements - Trans. Lines	Easements	\$5,033.82	\$2,971.04	\$2,165.56
MTED Metropolitan Edison	MTED - TL 69KV	ER Pa - TL 69KV (MTED)	35022 - Easements - Trans. Lines	Easements	\$11,401.33	\$3,723.52	\$7,806.62
MTED Metropolitan Edison	MTED - TL 69KV	ER Pa - TL 69KV (MTED)	35022 - Easements - Trans. Lines	Easements	\$4,676.39	\$3,752.81	\$1,053.40
MTED Metropolitan Edison	MTED - TL 69KV	ER Pa - TL 69KV (MTED)	35022 - Easements - Trans. Lines	Easements	\$11,091.70	\$3,827.01	\$7,397.08
MTED Metropolitan Edison	MTED - TL 69KV	ER Pa - TL 69KV (MTED)	35022 - Easements - Trans. Lines	Easements	\$12,794.15	\$4,295.91	\$8,646.85
MTED Metropolitan Edison	MTED - TL 69KV	ER Pa - TL 69KV (MTED)	35022 - Easements - Trans. Lines	Easements	\$21,109.11	\$4,606.50	\$16,661.96
MTED Metropolitan Edison	MTED - TL 69KV	ER Pa - TL 69KV (MTED)	35022 - Easements - Trans. Lines	Easements	\$6,024.06	\$4,609.90	\$1,573.63
MTED Metropolitan Edison	MTED - TL 69KV	ER Pa - TL 69KV (MTED)	35022 - Easements - Trans. Lines	Easements	\$16,898.10	\$4,755.18	\$12,307.42
MTED Metropolitan Edison	MTED - TL 69KV	ER Pa - TL 69KV (MTED)	35022 - Easements - Trans. Lines	Easements	\$9,461.78	\$6,282.16	\$3,396.94
MTED Metropolitan Edison	MTED - TL 69KV	ER Pa - TL 69KV (MTED)	35022 - Easements - Trans. Lines	Easements	\$19,867.08	\$7,417.97	\$12,705.73
MTED Metropolitan Edison	MTED - TL 69KV	ER Pa - TL 69KV (MTED)	35022 - Easements - Trans. Lines	Easements	\$10,278.20	\$8,859.38	\$1,725.30

Company	Major Location	Asset Location	Utility Account	Asset Retirement Unit	Book Cost	Allocated Reserve	Net Book Value
MTED Metropolitan Edison	MTED - TL 69KV	ER Pa - TL 69KV (MTED)	35022 - Easements - Trans. Lines	Easements	\$38,264.96	\$9,738.11	\$28,863.72
MTED Metropolitan Edison	MTED - TL 69KV	ER Pa - TL 69KV (MTED)	35022 - Easements - Trans. Lines	Easements	\$42,341.70	\$10,011.68	\$32,676.36
MTED Metropolitan Edison	MTED - TL 69KV	ER Pa - TL 69KV (MTED)	35022 - Easements - Trans. Lines	Easements	\$16,308.13	\$11,901.61	\$4,818.24
MTED Metropolitan Edison	MTED - TL 69KV	ER Pa - TL 69KV (MTED)	35022 - Easements - Trans. Lines	Easements	\$27,869.39	\$12,681.78	\$15,626.31
MTED Metropolitan Edison	MTED - TL 69KV	ER Pa - TL 69KV (MTED)	35022 - Easements - Trans. Lines	Easements	\$26,968.47	\$12,872.54	\$14,541.23
MTED Metropolitan Edison	MTED - TL 69KV	ER Pa - TL 69KV (MTED)	35022 - Easements - Trans. Lines	Easements	\$28,029.62	\$15,416.75	\$13,146.18
MTED Metropolitan Edison	MTED - TL 69KV	ER Pa - TL 69KV (MTED)	35022 - Easements - Trans. Lines	Easements	\$22,815.40	\$16,260.97	\$7,116.95
MTED Metropolitan Edison	MTED - TL 69KV	ER Pa - TL 69KV (MTED)	35022 - Easements - Trans. Lines	Easements	\$27,027.05	\$16,331.37	\$11,260.64
MTED Metropolitan Edison	MTED - TL 69KV	ER Pa - TL 69KV (MTED)	35022 - Easements - Trans. Lines	Easements	\$64,956.62	\$18,861.91	\$46,747.21
MTED Metropolitan Edison	MTED - TL 69KV	ER Pa - TL 69KV (MTED)	35022 - Easements - Trans. Lines	Easements	\$41,806.82	\$20,924.86	\$21,605.82
MTED Metropolitan Edison	MTED - TL 69KV	ER Pa - TL 69KV (MTED)	35022 - Easements - Trans. Lines	Easements	\$39,537.94	\$25,042.56	\$15,361.68
MTED Metropolitan Edison	MTED - TL 69KV	ER Pa - TL 69KV (MTED)	35022 - Easements - Trans. Lines	Easements	\$46,752.04	\$26,326.32	\$21,336.44
MTED Metropolitan Edison	MTED - TL 69KV	ER Pa - TL 69KV (MTED)	35022 - Easements - Trans. Lines	Easements	\$118,109.37	\$28,994.45	\$90,117.94
MTED Metropolitan Edison	MTED - TL 69KV	ER Pa - TL 69KV (MTED)	35022 - Easements - Trans. Lines	Easements	\$62,057.79	\$33,338.92	\$29,872.18
MTED Metropolitan Edison	MTED - TL 69KV	ER Pa - TL 69KV (MTED)	35022 - Easements - Trans. Lines	Easements	\$57,510.48	\$35,578.55	\$23,162.71
MTED Metropolitan Edison	MTED - TL 69KV	ER Pa - TL 69KV (MTED)	35022 - Easements - Trans. Lines	Easements	\$42,455.66	\$35,732.69	\$7,959.08
MTED Metropolitan Edison	MTED - TL 69KV	ER Pa - TL 69KV (MTED)	35022 - Easements - Trans. Lines	Easements	\$57,992.46	\$37,606.90	\$21,686.51
MTED Metropolitan Edison	MTED - TL 69KV	ER Pa - TL 69KV (MTED)	35022 - Easements - Trans. Lines	Easements	\$55,768.45	\$38,818.19	\$18,293.11
MTED Metropolitan Edison	MTED - TL 69KV	ER Pa - TL 69KV (MTED)	35022 - Easements - Trans. Lines	Easements	\$43,977.92	\$38,822.55	\$6,498.37
MTED Metropolitan Edison	MTED - TL 69KV	ER Pa - TL 69KV (MTED)	35022 - Easements - Trans. Lines	Easements	\$54,146.77	\$40,463.96	\$15,082.59
MTED Metropolitan Edison	MTED - TL 69KV	ER Pa - TL 69KV (MTED)	35022 - Easements - Trans. Lines	Easements	\$83,990.83	\$41,054.31	\$44,356.73
MTED Metropolitan Edison	MTED - TL 69KV	ER Pa - TL 69KV (MTED)	35022 - Easements - Trans. Lines	Easements	\$118,989.04	\$46,745.70	\$73,860.43
MTED Metropolitan Edison	MTED - TL 69KV	ER Pa - TL 69KV (MTED)	35022 - Easements - Trans. Lines	Easements	\$87,025.99	\$50,170.61	\$38,590.95
MTED Metropolitan Edison	MTED - TL 69KV	ER Pa - TL 69KV (MTED)	35022 - Easements - Trans. Lines	Easements	\$114,446.02	\$58,651.65	\$57,823.33
MTED Metropolitan Edison	MTED - TL 69KV	ER Pa - TL 69KV (MTED)	35022 - Easements - Trans. Lines	Easements	\$154,606.30	\$62,275.88	\$94,484.75
MTED Metropolitan Edison	MTED - TL 69KV	ER Pa - TL 69KV (MTED)	35022 - Easements - Trans. Lines	Easements	\$150,631.10	\$66,913.91	\$86,031.96
MTED Metropolitan Edison	MTED - TL 69KV	ER Pa - TL 69KV (MTED)	35022 - Easements - Trans. Lines	Easements	\$100,447.84	\$68,285.22	\$34,524.83
MTED Metropolitan Edison	MTED - TL 69KV	ER Pa - TL 69KV (MTED)	35022 - Easements - Trans. Lines	Easements	\$142,025.54	\$74,523.12	\$70,080.42
MTED Metropolitan Edison	MTED - TL 69KV	ER Pa - TL 69KV (MTED)	35022 - Easements - Trans. Lines	Easements	\$179,971.92	\$76,157.59	\$106,448.87
MTED Metropolitan Edison	MTED - TL 69KV	ER Pa - TL 69KV (MTED)	35022 - Easements - Trans. Lines	Easements	\$196,479.57	\$81,126.70	\$118,159.32
MTED Metropolitan Edison	MTED - TL 69KV	ER Pa - TL 69KV (MTED)	35022 - Easements - Trans. Lines	Easements	\$187,330.62	\$87,309.46	\$103,041.49
MTED Metropolitan Edison	MTED - TL 69KV	ER Pa - TL 69KV (MTED)	35022 - Easements - Trans. Lines	Easements	\$292,842.82	\$92,967.32	\$203,091.55
MTED Metropolitan Edison	MTED - TL 69KV	ER Pa - TL 69KV (MTED)	35022 - Easements - Trans. Lines	Easements	\$395,955.13	\$118,537.62	\$281,518.12
MTED Metropolitan Edison	MTED - TL 69KV	ER Pa - TL 69KV (MTED)	35022 - Easements - Trans. Lines	Easements	\$281,978.15	\$122,265.96	\$163,941.77
MTED Metropolitan Edison	MTED - TL 69KV	ER Pa - TL 69KV (MTED)	35022 - Easements - Trans. Lines	Easements	\$190,771.46	\$180,921.76	\$16,108.39
MTED Metropolitan Edison	MTED - TL 69KV	ER Pa - TL 69KV (MTED)	35022 - Easements - Trans. Lines	Easements	\$1,175,319.01	\$267,226.56	\$917,336.70
		ER Pa - TL 69KV (MTED) Total			\$4,914,823.35	\$2,044,017.29	\$2,941,515.41
MTED Metropolitan Edison	MTED - TL 138KV	GERMANTOWN PA to MARYLAND STATE LINE	35022 - Easements - Trans. Lines	Easements	\$18,194.68	\$10,007.38	\$8,533.49
		GERMANTOWN PA to MARYLAND STATE LINE Total			\$18,194.68	\$10,007.38	\$8,533.49
MTED Metropolitan Edison	MTED - TL 230KV	HOSENSACK to SOUTH READING (1006)	35022 - Easements - Trans. Lines	Easements	\$1,063.13	\$472.27	\$607.20
MTED Metropolitan Edison	MTED - TL 230KV	HOSENSACK to SOUTH READING (1006)	35022 - Easements - Trans. Lines	Easements	\$293,143.03	\$194,632.65	\$105,243.37
		HOSENSACK to SOUTH READING (1006) Total			\$294,206.16	\$195,104.92	\$105,850.57
MTED Metropolitan Edison	MTED - TL 230KV	HOSENSAK to SPRINGFIELD (HS)	35022 - Easements - Trans. Lines	Easements	\$14,094.32	\$6,568.96	\$7,752.60
MTED Metropolitan Edison	MTED - TL 230KV	HOSENSAK to SPRINGFIELD (HS)	35022 - Easements - Trans. Lines	Easements	\$125,548.96	\$83,358.37	\$45,074.23
		HOSENSAK to SPRINGFIELD (HS) Total			\$139,643.28	\$89,927.33	\$52,826.84

Company	Major Location	Asset Location	Utility Account	Asset Retirement Unit	Book Cost	Allocated Reserve	Net Book Value
MTED Metropolitan Edison	MTED - TL 230KV	HUMMELSTOWN to DAUPHIN (1097)	35022 - Easements - Trans. Lines	Easements	\$123,088.76	\$79,820.48	\$46,029.53
		HUMMELSTOWN to DAUPHIN (1097) Total			\$123,088.76	\$79,820.48	\$46,029.53
MTED Metropolitan Edison	MTED - TL 230KV	HUMMELSTOWN to MIDDLETOWN JCT (1002)	35022 - Easements - Trans. Lines	Easements	\$148.53	\$96.32	\$55.54
MTED Metropolitan Edison	MTED - TL 230KV	HUMMELSTOWN to MIDDLETOWN JCT (1002)	35022 - Easements - Trans. Lines	Easements	\$2,879.33	\$1,279.07	\$1,644.51
		HUMMELSTOWN to MIDDLETOWN JCT (1002) Total			\$3,027.86	\$1,375.39	\$1,700.05
MTED Metropolitan Edison	MTED - TL 500KV	HUNTERSTOWN TO CONASTONE (5013)	35022 - Easements - Trans. Lines	Easements	\$75.34	\$29.59	\$46.77
MTED Metropolitan Edison	MTED - TL 500KV	HUNTERSTOWN TO CONASTONE (5013)	35022 - Easements - Trans. Lines	Easements	\$982.51	\$285.30	\$707.08
MTED Metropolitan Edison	MTED - TL 500KV	HUNTERSTOWN TO CONASTONE (5013)	35022 - Easements - Trans. Lines	Easements	\$7,816.00	\$3,472.06	\$4,464.05
		HUNTERSTOWN TO CONASTONE (5013) Total			\$8,873.85	\$3,786.95	\$5,217.91
MTED Metropolitan Edison	MTED - TL 230KV	HUNTERSTOWN to JACKSON (1053)	35022 - Easements - Trans. Lines	Easements	\$1,228.09	\$334.58	\$905.09
MTED Metropolitan Edison	MTED - TL 230KV	HUNTERSTOWN to JACKSON (1053)	35022 - Easements - Trans. Lines	Easements	\$3,876.97	\$1,160.65	\$2,756.47
		HUNTERSTOWN to JACKSON (1053) Total			\$5,105.06	\$1,495.23	\$3,661.56
MTED Metropolitan Edison	MTED - TL 230KV	JACKSON to YORKANA (1052)	35022 - Easements - Trans. Lines	Easements	\$1,629,447.21	\$672,801.11	\$979,920.52
		JACKSON to YORKANA (1052) Total			\$1,629,447.21	\$672,801.11	\$979,920.52
MTED Metropolitan Edison	MTED - TL 500KV	JUNIATA to ALBERTS (5009)	35022 - Easements - Trans. Lines	Easements	\$2,125.11	\$899.27	\$1,256.95
MTED Metropolitan Edison	MTED - TL 500KV	JUNIATA to ALBERTS (5009)	35022 - Easements - Trans. Lines	Easements	\$1,550,408.32	\$740,038.28	\$835,970.42
		JUNIATA to ALBERTS (5009) Total			\$1,552,533.43	\$740,937.55	\$837,227.37
MTED Metropolitan Edison	MTED - TL 230KV	JUNIATA to DAUPHIN (1087)	35022 - Easements - Trans. Lines	Easements	\$27,314.84	\$11,002.50	\$16,692.95
MTED Metropolitan Edison	MTED - TL 230KV	JUNIATA to DAUPHIN (1087)	35022 - Easements - Trans. Lines	Easements	\$137,496.90	\$89,163.86	\$51,417.51
		JUNIATA to DAUPHIN (1087) Total			\$164,811.74	\$100,166.37	\$68,110.46
MTED Metropolitan Edison	MTED - TL 500KV	JUNIATA to TMI (5008)	35022 - Easements - Trans. Lines	Easements	\$1.00	\$1.03	\$0.00
MTED Metropolitan Edison	MTED - TL 500KV	JUNIATA to TMI (5008)	35022 - Easements - Trans. Lines	Easements	\$15,507.49	\$4,363.85	\$11,294.60
MTED Metropolitan Edison	MTED - TL 500KV	JUNIATA to TMI (5008)	35022 - Easements - Trans. Lines	Easements	\$13,491.06	\$5,849.73	\$7,843.69
MTED Metropolitan Edison	MTED - TL 500KV	JUNIATA to TMI (5008)	35022 - Easements - Trans. Lines	Easements	\$32,686.02	\$12,204.30	\$20,903.91
MTED Metropolitan Edison	MTED - TL 500KV	JUNIATA to TMI (5008)	35022 - Easements - Trans. Lines	Easements	\$434,209.72	\$166,325.40	\$273,638.07
MTED Metropolitan Edison	MTED - TL 500KV	JUNIATA to TMI (5008)	35022 - Easements - Trans. Lines	Easements	\$652,327.71	\$311,367.96	\$351,731.00
		JUNIATA to TMI (5008) Total			\$1,148,223.00	\$500,112.27	\$665,411.27
MTED Metropolitan Edison	MTED - TL 115KV	LEBANON 115 KV NETWORK	35022 - Easements - Trans. Lines	Easements	\$221.95	\$169.85	\$79.98
MTED Metropolitan Edison	MTED - TL 115KV	LEBANON 115 KV NETWORK	35022 - Easements - Trans. Lines	Easements	\$233.33	\$170.28	\$68.94
MTED Metropolitan Edison	MTED - TL 115KV	LEBANON 115 KV NETWORK	35022 - Easements - Trans. Lines	Easements	\$790.38	\$287.56	\$512.76
MTED Metropolitan Edison	MTED - TL 115KV	LEBANON 115 KV NETWORK	35022 - Easements - Trans. Lines	Easements	\$582.78	\$313.09	\$280.52
MTED Metropolitan Edison	MTED - TL 115KV	LEBANON 115 KV NETWORK	35022 - Easements - Trans. Lines	Easements	\$891.75	\$919.55	\$4.01
MTED Metropolitan Edison	MTED - TL 115KV	LEBANON 115 KV NETWORK	35022 - Easements - Trans. Lines	Easements	\$3,486.18	\$1,138.54	\$2,387.02
MTED Metropolitan Edison	MTED - TL 115KV	LEBANON 115 KV NETWORK	35022 - Easements - Trans. Lines	Easements	\$3,607.28	\$2,079.61	\$1,599.62
MTED Metropolitan Edison	MTED - TL 115KV	LEBANON 115 KV NETWORK	35022 - Easements - Trans. Lines	Easements	\$7,993.07	\$5,183.33	\$2,989.04
MTED Metropolitan Edison	MTED - TL 115KV	LEBANON 115 KV NETWORK	35022 - Easements - Trans. Lines	Easements	\$14,783.62	\$10,536.57	\$4,611.55
MTED Metropolitan Edison	MTED - TL 115KV	LEBANON 115 KV NETWORK	35022 - Easements - Trans. Lines	Easements	\$72,596.11	\$68,847.91	\$6,129.88
		LEBANON 115 KV NETWORK Total			\$105,186.45	\$89,646.28	\$18,641.33
MTED Metropolitan Edison	MTED - TL 230KV	MIDDLETOWN JCT to N. LEBANON	35022 - Easements - Trans. Lines	Easements	\$82,840.96	\$35,919.91	\$48,163.64
MTED Metropolitan Edison	MTED - TL 230KV	MIDDLETOWN JCT to N. LEBANON	35022 - Easements - Trans. Lines	Easements	\$141,015.60	\$65,723.35	\$77,565.84
		MIDDLETOWN JCT to N. LEBANON Total			\$223,856.56	\$101,643.26	\$125,729.48
MTED Metropolitan Edison	MTED - TL 230KV	MIDDLETOWN JCT to S. LEBANON (1004)	35022 - Easements - Trans. Lines	Easements	\$30.79	\$18.17	\$13.25
MTED Metropolitan Edison	MTED - TL 230KV	MIDDLETOWN JCT to S. LEBANON (1004)	35022 - Easements - Trans. Lines	Easements	\$304.73	\$152.52	\$157.48
MTED Metropolitan Edison	MTED - TL 230KV	MIDDLETOWN JCT to S. LEBANON (1004)	35022 - Easements - Trans. Lines	Easements	\$2,674.22	\$848.97	\$1,854.62
MTED Metropolitan Edison	MTED - TL 230KV	MIDDLETOWN JCT to S. LEBANON (1004)	35022 - Easements - Trans. Lines	Easements	\$7,585.20	\$7,193.57	\$640.48

Company	Major Location	Asset Location	Utility Account	Asset Retirement Unit	Book Cost	Allocated Reserve	Net Book Value
MTED Metropolitan Edison	MTED - TL 230KV	MIDDLETOWN JCT to S. LEBANON (1004)	35022 - Easements - Trans. Lines	Easements	\$55,051.79	\$24,455.32	\$31,442.46
MTED Metropolitan Edison	MTED - TL 230KV	MIDDLETOWN JCT to S. LEBANON (1004)	35022 - Easements - Trans. Lines	Easements	\$280,601.79	\$181,964.38	\$104,932.16
		MIDDLETOWN JCT to S. LEBANON (1004) Total			\$346,248.52	\$214,632.93	\$139,040.46
MTED Metropolitan Edison	MTED - TL 230KV	MIDDLETOWN JUNCTION to TMI UNIT 1 (1091)	35022 - Easements - Trans. Lines	Easements	\$26,795.86	\$11,903.36	\$15,304.28
		MIDDLETOWN JUNCTION to TMI UNIT 1 (1091) Total			\$26,795.86	\$11,903.36	\$15,304.28
MTED Metropolitan Edison	MTED - Unspecified	MTED - Unspecified	35022 - Easements - Trans. Lines	Easements	\$251,094.58	\$33,034.13	\$219,203.21
MTED Metropolitan Edison	MTED - Unspecified	MTED - Unspecified	35022 - Easements - Trans. Lines	Non-Unitized	\$3,756.34	\$24.07	\$3,733.10
		MTED - Unspecified Total			\$254,850.92	\$33,058.20	\$222,936.31
MTED Metropolitan Edison	MTED - TL 230KV	NORTH TEMPLE to HOSENSACK (1003)	35022 - Easements - Trans. Lines	Easements	\$373.08	\$173.88	\$205.22
MTED Metropolitan Edison	MTED - TL 230KV	NORTH TEMPLE to HOSENSACK (1003)	35022 - Easements - Trans. Lines	Easements	\$2,711.22	\$935.46	\$1,808.12
MTED Metropolitan Edison	MTED - TL 230KV	NORTH TEMPLE to HOSENSACK (1003)	35022 - Easements - Trans. Lines	Easements	\$5,868.20	\$2,079.57	\$3,860.56
MTED Metropolitan Edison	MTED - TL 230KV	NORTH TEMPLE to HOSENSACK (1003)	35022 - Easements - Trans. Lines	Easements	\$394,494.19	\$192,826.85	\$208,337.86
		NORTH TEMPLE to HOSENSACK (1003) Total			\$403,446.69	\$196,015.76	\$214,211.76
MTED Metropolitan Edison	MTED - TL 230KV	NORTH TEMPLE to NORTHKILL (1071)	35022 - Easements - Trans. Lines	Easements	\$743.86	\$428.84	\$329.86
MTED Metropolitan Edison	MTED - TL 230KV	NORTH TEMPLE to NORTHKILL (1071)	35022 - Easements - Trans. Lines	Easements	\$327,903.40	\$145,662.49	\$187,279.86
MTED Metropolitan Edison	MTED - TL 230KV	NORTH TEMPLE to NORTHKILL (1071)	35022 - Easements - Trans. Lines	Easements	\$624,816.23	\$291,209.03	\$343,681.08
		NORTH TEMPLE to NORTHKILL (1071) Total			\$953,463.49	\$437,300.36	\$531,290.80
MTED Metropolitan Edison	MTED - TL 230KV	PORTLAND to MARTINS CREEK (1008)	35022 - Easements - Trans. Lines	Easements	\$31,653.63	\$12,750.17	\$19,344.53
MTED Metropolitan Edison	MTED - TL 230KV	PORTLAND to MARTINS CREEK (1008)	35022 - Easements - Trans. Lines	Easements	\$28,721.41	\$15,070.59	\$14,172.16
		PORTLAND to MARTINS CREEK (1008) Total			\$60,375.04	\$27,820.76	\$33,516.69
MTED Metropolitan Edison	MTED - TL 500KV	TMI to HOSENSACK (5026)	35022 - Easements - Trans. Lines	Easements	\$5,666,395.30	\$2,170,530.59	\$3,570,950.58
		TMI to HOSENSACK (5026) Total			\$5,666,395.30	\$2,170,530.59	\$3,570,950.58
MTED Metropolitan Edison	MTED - TL 230KV	TMI to JACKSON (1051)	35022 - Easements - Trans. Lines	Easements	\$1.00	\$1.03	\$0.00
MTED Metropolitan Edison	MTED - TL 230KV	TMI to JACKSON (1051)	35022 - Easements - Trans. Lines	Easements	\$90.00	\$92.81	\$0.40
MTED Metropolitan Edison	MTED - TL 230KV	TMI to JACKSON (1051)	35022 - Easements - Trans. Lines	Easements	\$257.51	\$120.02	\$141.64
MTED Metropolitan Edison	MTED - TL 230KV	TMI to JACKSON (1051)	35022 - Easements - Trans. Lines	Easements	\$3,973.97	\$2,085.20	\$1,960.90
MTED Metropolitan Edison	MTED - TL 230KV	TMI to JACKSON (1051)	35022 - Easements - Trans. Lines	Easements	\$134,910.56	\$58,497.33	\$78,436.84
MTED Metropolitan Edison	MTED - TL 230KV	TMI to JACKSON (1051)	35022 - Easements - Trans. Lines	Easements	\$284,167.70	\$163,823.11	\$126,011.77
		TMI to JACKSON (1051) Total			\$423,400.74	\$224,619.51	\$206,551.57
MTED Metropolitan Edison	MTED - TL 500KV	TMI to PEACHBOTTOM (5007)	35022 - Easements - Trans. Lines	Easements	\$598.69	\$25.98	\$573.61
MTED Metropolitan Edison	MTED - TL 500KV	TMI to PEACHBOTTOM (5007)	35022 - Easements - Trans. Lines	Easements	\$130.00	\$134.05	\$0.58
MTED Metropolitan Edison	MTED - TL 500KV	TMI to PEACHBOTTOM (5007)	35022 - Easements - Trans. Lines	Easements	\$1,238.20	\$162.90	\$1,080.94
MTED Metropolitan Edison	MTED - TL 500KV	TMI to PEACHBOTTOM (5007)	35022 - Easements - Trans. Lines	Easements	\$6,745.53	\$2,924.87	\$3,921.84
MTED Metropolitan Edison	MTED - TL 500KV	TMI to PEACHBOTTOM (5007)	35022 - Easements - Trans. Lines	Easements	\$13,301.95	\$4,102.28	\$9,341.58
MTED Metropolitan Edison	MTED - TL 500KV	TMI to PEACHBOTTOM (5007)	35022 - Easements - Trans. Lines	Easements	\$576,560.73	\$275,202.99	\$310,877.92
		TMI to PEACHBOTTOM (5007) Total			\$598,575.10	\$282,553.07	\$325,796.48
MTED Metropolitan Edison	MTED - TL 115KV	WESTERN 115 KV NETWORK	35022 - Easements - Trans. Lines	Easements	\$36.13	\$27.65	\$9.44
MTED Metropolitan Edison	MTED - TL 115KV	WESTERN 115 KV NETWORK	35022 - Easements - Trans. Lines	Easements	\$58.11	\$35.95	\$23.41
MTED Metropolitan Edison	MTED - TL 115KV	WESTERN 115 KV NETWORK	35022 - Easements - Trans. Lines	Easements	\$114.28	\$38.37	\$77.24
MTED Metropolitan Edison	MTED - TL 115KV	WESTERN 115 KV NETWORK	35022 - Easements - Trans. Lines	Easements	\$137.94	\$47.59	\$92.00
MTED Metropolitan Edison	MTED - TL 115KV	WESTERN 115 KV NETWORK	35022 - Easements - Trans. Lines	Easements	\$127.42	\$82.63	\$47.65
MTED Metropolitan Edison	MTED - TL 115KV	WESTERN 115 KV NETWORK	35022 - Easements - Trans. Lines	Easements	\$314.54	\$181.33	\$139.48
MTED Metropolitan Edison	MTED - TL 115KV	WESTERN 115 KV NETWORK	35022 - Easements - Trans. Lines	Easements	\$1,193.84	\$293.07	\$910.91
MTED Metropolitan Edison	MTED - TL 115KV	WESTERN 115 KV NETWORK	35022 - Easements - Trans. Lines	Easements	\$380.39	\$305.26	\$85.69
MTED Metropolitan Edison	MTED - TL 115KV	WESTERN 115 KV NETWORK	35022 - Easements - Trans. Lines	Easements	\$366.45	\$331.31	\$46.60

Company	Major Location	Asset Location	Utility Account	Asset Retirement Unit	Book Cost	Allocated Reserve	Net Book Value
MTED Metropolitan Edison	MTED - TL 115KV	WESTERN 115 KV NETWORK	35022 - Easements - Trans. Lines	Easements	\$2,142.83	\$564.57	\$1,597.79
MTED Metropolitan Edison	MTED - TL 115KV	WESTERN 115 KV NETWORK	35022 - Easements - Trans. Lines	Easements	\$5,809.68	\$2,225.41	\$3,661.25
MTED Metropolitan Edison	MTED - TL 115KV	WESTERN 115 KV NETWORK	35022 - Easements - Trans. Lines	Easements	\$7,629.88	\$2,775.95	\$4,949.96
MTED Metropolitan Edison	MTED - TL 115KV	WESTERN 115 KV NETWORK	35022 - Easements - Trans. Lines	Easements	\$6,464.75	\$3,640.33	\$2,950.35
MTED Metropolitan Edison	MTED - TL 115KV	WESTERN 115 KV NETWORK	35022 - Easements - Trans. Lines	Easements	\$14,844.95	\$4,444.16	\$10,554.53
MTED Metropolitan Edison	MTED - TL 115KV	WESTERN 115 KV NETWORK	35022 - Easements - Trans. Lines	Easements	\$8,296.62	\$4,896.80	\$3,569.22
MTED Metropolitan Edison	MTED - TL 115KV	WESTERN 115 KV NETWORK	35022 - Easements - Trans. Lines	Easements	\$67,610.49	\$18,419.67	\$49,828.02
MTED Metropolitan Edison	MTED - TL 115KV	WESTERN 115 KV NETWORK	35022 - Easements - Trans. Lines	Easements	\$27,605.43	\$19,215.04	\$9,055.10
MTED Metropolitan Edison	MTED - TL 115KV	WESTERN 115 KV NETWORK	35022 - Easements - Trans. Lines	Easements	\$114,153.98	\$25,954.63	\$89,097.21
MTED Metropolitan Edison	MTED - TL 115KV	WESTERN 115 KV NETWORK	35022 - Easements - Trans. Lines	Easements	\$70,237.86	\$28,292.02	\$42,924.56
MTED Metropolitan Edison	MTED - TL 115KV	WESTERN 115 KV NETWORK	35022 - Easements - Trans. Lines	Easements	\$89,051.18	\$31,558.02	\$58,584.85
MTED Metropolitan Edison	MTED - TL 115KV	WESTERN 115 KV NETWORK	35022 - Easements - Trans. Lines	Easements	\$59,158.54	\$32,538.17	\$27,745.98
MTED Metropolitan Edison	MTED - TL 115KV	WESTERN 115 KV NETWORK	35022 - Easements - Trans. Lines	Easements	\$49,419.47	\$36,066.12	\$14,600.99
MTED Metropolitan Edison	MTED - TL 115KV	WESTERN 115 KV NETWORK	35022 - Easements - Trans. Lines	Easements	\$90,451.50	\$47,461.38	\$44,631.97
MTED Metropolitan Edison	MTED - TL 115KV	WESTERN 115 KV NETWORK	35022 - Easements - Trans. Lines	Easements	\$110,634.54	\$51,563.61	\$60,854.69
MTED Metropolitan Edison	MTED - TL 115KV	WESTERN 115 KV NETWORK	35022 - Easements - Trans. Lines	Easements	\$109,661.99	\$66,264.38	\$45,689.92
MTED Metropolitan Edison	MTED - TL 115KV	WESTERN 115 KV NETWORK	35022 - Easements - Trans. Lines	Easements	\$161,237.68	\$66,575.28	\$96,965.46
MTED Metropolitan Edison	MTED - TL 115KV	WESTERN 115 KV NETWORK	35022 - Easements - Trans. Lines	Easements	\$80,219.46	\$76,077.65	\$6,773.59
MTED Metropolitan Edison	MTED - TL 115KV	WESTERN 115 KV NETWORK	35022 - Easements - Trans. Lines	Easements	\$220,517.62	\$82,336.81	\$141,029.11
MTED Metropolitan Edison	MTED - TL 115KV	WESTERN 115 KV NETWORK	35022 - Easements - Trans. Lines	Easements	\$178,556.36	\$85,228.22	\$96,276.46
MTED Metropolitan Edison	MTED - TL 115KV	WESTERN 115 KV NETWORK	35022 - Easements - Trans. Lines	Easements	\$142,343.52	\$90,157.62	\$55,304.75
MTED Metropolitan Edison	MTED - TL 115KV	WESTERN 115 KV NETWORK	35022 - Easements - Trans. Lines	Easements	\$149,417.63	\$99,206.00	\$53,643.49
MTED Metropolitan Edison	MTED - TL 115KV	WESTERN 115 KV NETWORK	35022 - Easements - Trans. Lines	Easements	\$208,726.21	\$102,024.36	\$110,231.21
MTED Metropolitan Edison	MTED - TL 115KV	WESTERN 115 KV NETWORK	35022 - Easements - Trans. Lines	Easements	\$149,292.74	\$106,403.80	\$46,569.80
MTED Metropolitan Edison	MTED - TL 115KV	WESTERN 115 KV NETWORK	35022 - Easements - Trans. Lines	Easements	\$215,315.51	\$107,768.23	\$111,275.34
MTED Metropolitan Edison	MTED - TL 115KV	WESTERN 115 KV NETWORK	35022 - Easements - Trans. Lines	Easements	\$268,206.90	\$116,294.74	\$155,935.18
MTED Metropolitan Edison	MTED - TL 115KV	WESTERN 115 KV NETWORK	35022 - Easements - Trans. Lines	Easements	\$276,736.04	\$117,104.65	\$163,682.42
MTED Metropolitan Edison	MTED - TL 115KV	WESTERN 115 KV NETWORK	35022 - Easements - Trans. Lines	Easements	\$323,179.90	\$126,963.55	\$200,608.44
MTED Metropolitan Edison	MTED - TL 115KV	WESTERN 115 KV NETWORK	35022 - Easements - Trans. Lines	Easements	\$518,149.33	\$131,864.69	\$390,846.27
MTED Metropolitan Edison	MTED - TL 115KV	WESTERN 115 KV NETWORK	35022 - Easements - Trans. Lines	Easements	\$316,322.79	\$143,940.68	\$177,361.49
MTED Metropolitan Edison	MTED - TL 115KV	WESTERN 115 KV NETWORK	35022 - Easements - Trans. Lines	Easements	\$691,502.16	\$150,902.07	\$545,820.29
		WESTERN 115 KV NETWORK Total			\$4,735,626.64	\$1,980,071.78	\$2,824,052.12
			35022 - Easements - Trans. Lines Total		\$25,786,711.31	\$11,198,810.99	\$14,975,304.40
			Grand Total		\$29,368,307.54	\$11,313,215.39	\$18,442,964.98

Company	Major Location	Asset Location	Utility Account	Asset Retirement Unit	Book Cost	Allocated Reserve	Net Book Value
PELE Pennsylvania Electric	PELE SUBTRANS SUBS	ALTOONA SUB	35011 - Fee Land - Trans. Subs.	Fee Land	\$18,972.19	\$0.00	\$18,972.19
		ALTOONA SUB Total			\$18,972.19	\$0.00	\$18,972.19
PELE Pennsylvania Electric	PELE SUBTRANS SUBS	BELSANO SWITCHING STATION	35011 - Fee Land - Trans. Subs.	Fee Land	\$551.21	\$0.00	\$551.21
		BELSANO SWITCHING STATION Total			\$551.21	\$0.00	\$551.21
PELE Pennsylvania Electric	PELE - Trans Subs	BON AIR SWITCHING STATION	35011 - Fee Land - Trans. Subs.	Fee Land	\$614.45	\$0.00	\$614.45
PELE Pennsylvania Electric	PELE - Trans Subs	BON AIR SWITCHING STATION	35011 - Fee Land - Trans. Subs.	Fee Land	\$2,900.07	\$0.00	\$2,900.07
		BON AIR SWITCHING STATION Total			\$3,514.52	\$0.00	\$3,514.52
PELE Pennsylvania Electric	PELE - Trans Subs	CAMBRIA SLOPE TRANSMISSION SUB	35011 - Fee Land - Trans. Subs.	Fee Land	\$1,207.86	\$0.00	\$1,207.86
PELE Pennsylvania Electric	PELE - Trans Subs	CAMBRIA SLOPE TRANSMISSION SUB	35011 - Fee Land - Trans. Subs.	Fee Land	\$5,000.43	\$0.00	\$5,000.43
		CAMBRIA SLOPE TRANSMISSION SUB Total			\$6,208.29	\$0.00	\$6,208.29
PELE Pennsylvania Electric	PELE - Trans Subs	EAST TOWANDA TRANSMISSION SUB	35011 - Fee Land - Trans. Subs.	Fee Land	\$851.78	\$0.00	\$851.78
PELE Pennsylvania Electric	PELE - Trans Subs	EAST TOWANDA TRANSMISSION SUB	35011 - Fee Land - Trans. Subs.	Fee Land	\$655.81	\$0.00	\$655.81
PELE Pennsylvania Electric	PELE - Trans Subs	EAST TOWANDA TRANSMISSION SUB	35011 - Fee Land - Trans. Subs.	Fee Land	\$50.00	\$0.00	\$50.00
PELE Pennsylvania Electric	PELE - Trans Subs	EAST TOWANDA TRANSMISSION SUB	35011 - Fee Land - Trans. Subs.	Fee Land	\$8,049.68	\$0.00	\$8,049.68
PELE Pennsylvania Electric	PELE - Trans Subs	EAST TOWANDA TRANSMISSION SUB	35011 - Fee Land - Trans. Subs.	Fee Land	\$753.57	\$0.00	\$753.57
PELE Pennsylvania Electric	PELE - Trans Subs	EAST TOWANDA TRANSMISSION SUB	35011 - Fee Land - Trans. Subs.	Fee Land	\$422.41	\$0.00	\$422.41
		EAST TOWANDA TRANSMISSION SUB Total			\$10,783.25	\$0.00	\$10,783.25
PELE Pennsylvania Electric	PELE SUBTRANS SUBS	ERIE EAST SUB	35011 - Fee Land - Trans. Subs.	Fee Land	\$2,308.88	\$0.00	\$2,308.88
		ERIE EAST SUB Total			\$2,308.88	\$0.00	\$2,308.88
PELE Pennsylvania Electric	PELE - Trans Subs	ERIE SOUTH TRANSMISSION SUB	35011 - Fee Land - Trans. Subs.	Fee Land	\$20,070.39	\$0.00	\$20,070.39
		ERIE SOUTH TRANSMISSION SUB Total			\$20,070.39	\$0.00	\$20,070.39
PELE Pennsylvania Electric	PELE SUBTRANS SUBS	FLORENCE 115/46 KV SUB	35011 - Fee Land - Trans. Subs.	Fee Land	\$5,158.15	\$0.00	\$5,158.15
		FLORENCE 115/46 KV SUB Total			\$5,158.15	\$0.00	\$5,158.15
PELE Pennsylvania Electric	PELE - Trans Subs	FOREST TRANSMISSION SUB	35011 - Fee Land - Trans. Subs.	Fee Land	\$656.26	\$0.00	\$656.26
PELE Pennsylvania Electric	PELE - Trans Subs	FOREST TRANSMISSION SUB	35011 - Fee Land - Trans. Subs.	Fee Land	\$1,248.15	\$0.00	\$1,248.15
		FOREST TRANSMISSION SUB Total			\$1,904.41	\$0.00	\$1,904.41
PELE Pennsylvania Electric	PELE - Trans Subs	FOUR MILE JUNCTION SWITCHING STATION	35011 - Fee Land - Trans. Subs.	Fee Land	\$2,832.95	\$0.00	\$2,832.95
		FOUR MILE JUNCTION SWITCHING STATION Total			\$2,832.95	\$0.00	\$2,832.95
PELE Pennsylvania Electric	PELE - Trans Subs	GORE JUNCTION SWITCHING STATION	35011 - Fee Land - Trans. Subs.	Fee Land	\$3,709.06	\$0.00	\$3,709.06
		GORE JUNCTION SWITCHING STATION Total			\$3,709.06	\$0.00	\$3,709.06
PELE Pennsylvania Electric	PELE - Dist Subs	HILL VALLEY SUB	35011 - Fee Land - Trans. Subs.	Fee Land	\$4,456.06	\$0.00	\$4,456.06
		HILL VALLEY SUB Total			\$4,456.06	\$0.00	\$4,456.06
PELE Pennsylvania Electric	PELE - Trans Subs	JACKS MOUNTAIN SUB	35011 - Fee Land - Trans. Subs.	Fee Land	\$1,918,356.87	\$0.00	\$1,918,356.87
		JACKS MOUNTAIN SUB Total			\$1,918,356.87	\$0.00	\$1,918,356.87
PELE Pennsylvania Electric	PELE SUBTRANS SUBS	JACKSON ROAD TRANS SUB	35011 - Fee Land - Trans. Subs.	Fee Land	\$615.85	\$0.00	\$615.85
		JACKSON ROAD TRANS SUB Total			\$615.85	\$0.00	\$615.85
PELE Pennsylvania Electric	PELE - Trans Subs	JOHNSTOWN DISTRIBUTION SUBSTAT	35011 - Fee Land - Trans. Subs.	Fee Land	\$3,838.40	\$0.00	\$3,838.40
PELE Pennsylvania Electric	PELE - Trans Subs	JOHNSTOWN DISTRIBUTION SUBSTAT	35011 - Fee Land - Trans. Subs.	Fee Land	\$3,612.71	\$0.00	\$3,612.71
		JOHNSTOWN DISTRIBUTION SUBSTAT Total			\$7,451.11	\$0.00	\$7,451.11
PELE Pennsylvania Electric	PELE - Trans Subs	KEYSTONE 230KV SUB	35011 - Fee Land - Trans. Subs.	Fee Land	\$821.00	\$0.00	\$821.00
		KEYSTONE 230KV SUB Total			\$821.00	\$0.00	\$821.00
PELE Pennsylvania Electric	PELE - Trans Subs	KEYSTONE 500KV SUB	35011 - Fee Land - Trans. Subs.	Fee Land	\$5,842.33	\$0.00	\$5,842.33
		KEYSTONE 500KV SUB Total			\$5,842.33	\$0.00	\$5,842.33
PELE Pennsylvania Electric	PELE - Trans Subs	LEWISTOWN TRANS SUB	35011 - Fee Land - Trans. Subs.	Fee Land	\$7,902.85	\$0.00	\$7,902.85
		LEWISTOWN TRANS SUB Total			\$7,902.85	\$0.00	\$7,902.85
PELE Pennsylvania Electric	PELE SUBTRANS SUBS	LOGAN TOWNSHIP TRANS SUB	35011 - Fee Land - Trans. Subs.	Fee Land	\$6,075.00	\$0.00	\$6,075.00
		LOGAN TOWNSHIP TRANS SUB Total			\$6,075.00	\$0.00	\$6,075.00

Company	Major Location	Asset Location	Utility Account	Asset Retirement Unit	Book Cost	Allocated Reserve	Net Book Value
PELE Pennsylvania Electric	PELE SUBTRANS SUBS	PROSPECT SWITCHING STATION	35011 - Fee Land - Trans. Subs.	Fee Land	\$1,109.61	\$0.00	\$1,109.61
		PROSPECT SWITCHING STATION Total			\$1,109.61	\$0.00	\$1,109.61
PELE Pennsylvania Electric	PELE SUBTRANS SUBS	RAYSTOWN TRANS SUB	35011 - Fee Land - Trans. Subs.	Fee Land	\$23,521.61	\$0.00	\$23,521.61
		RAYSTOWN TRANS SUB Total			\$23,521.61	\$0.00	\$23,521.61
PELE Pennsylvania Electric	PELE SUBTRANS SUBS	REEDS GAP SWITCHING STATION	35011 - Fee Land - Trans. Subs.	Fee Land	\$683.44	\$0.00	\$683.44
		REEDS GAP SWITCHING STATION Total			\$683.44	\$0.00	\$683.44
PELE Pennsylvania Electric	PELE - Trans Subs	RIDGWAY SWITCHING STATION	35011 - Fee Land - Trans. Subs.	Fee Land	\$1,353.68	\$0.00	\$1,353.68
		RIDGWAY SWITCHING STATION Total			\$1,353.68	\$0.00	\$1,353.68
PELE Pennsylvania Electric	PELE - Trans Subs	ROXBURY TRANS SUB	35011 - Fee Land - Trans. Subs.	Fee Land	\$550.00	\$0.00	\$550.00
PELE Pennsylvania Electric	PELE - Trans Subs	ROXBURY TRANS SUB	35011 - Fee Land - Trans. Subs.	Fee Land	\$181.03	\$0.00	\$181.03
PELE Pennsylvania Electric	PELE - Trans Subs	ROXBURY TRANS SUB	35011 - Fee Land - Trans. Subs.	Fee Land	\$725.00	\$0.00	\$725.00
		ROXBURY TRANS SUB Total			\$1,456.03	\$0.00	\$1,456.03
PELE Pennsylvania Electric	PELE - Trans Subs	SAXTON TRANS SUB	35011 - Fee Land - Trans. Subs.	Fee Land	\$63.58	\$0.00	\$63.58
		SAXTON TRANS SUB Total			\$63.58	\$0.00	\$63.58
PELE Pennsylvania Electric	PELE - Trans Subs	SUMMIT TRANS SUB	35011 - Fee Land - Trans. Subs.	Fee Land	\$113.97	\$0.00	\$113.97
PELE Pennsylvania Electric	PELE - Trans Subs	SUMMIT TRANS SUB	35011 - Fee Land - Trans. Subs.	Fee Land	\$26.58	\$0.00	\$26.58
PELE Pennsylvania Electric	PELE - Trans Subs	SUMMIT TRANS SUB	35011 - Fee Land - Trans. Subs.	Fee Land	\$651.89	\$0.00	\$651.89
PELE Pennsylvania Electric	PELE - Trans Subs	SUMMIT TRANS SUB	35011 - Fee Land - Trans. Subs.	Fee Land	\$958.33	\$0.00	\$958.33
PELE Pennsylvania Electric	PELE - Trans Subs	SUMMIT TRANS SUB	35011 - Fee Land - Trans. Subs.	Fee Land	\$2,709.18	\$0.00	\$2,709.18
		SUMMIT TRANS SUB Total			\$4,459.95	\$0.00	\$4,459.95
PELE Pennsylvania Electric	PELE - Trans Subs	TRADE CITY SWITCHING STATION	35011 - Fee Land - Trans. Subs.	Fee Land	\$1,405.40	\$0.00	\$1,405.40
		TRADE CITY SWITCHING STATION Total			\$1,405.40	\$0.00	\$1,405.40
PELE Pennsylvania Electric	PELE - Unspecified	Unspecified - PELE - WR Pa	35011 - Fee Land - Trans. Subs.	Fee Land	\$172,579.90	\$0.00	\$172,579.90
PELE Pennsylvania Electric	PELE - Unspecified	Unspecified - PELE - WR Pa	35011 - Fee Land - Trans. Subs.	Fee Land	\$9,738.60	\$0.00	\$9,738.60
		Unspecified - PELE - WR Pa Total			\$182,318.50	\$0.00	\$182,318.50
PELE Pennsylvania Electric	PELE - Trans Subs	VENANGO JUNCTION SWITCHING STATION	35011 - Fee Land - Trans. Subs.	Fee Land	\$10,694.32	\$0.00	\$10,694.32
		VENANGO JUNCTION SWITCHING STATION Total			\$10,694.32	\$0.00	\$10,694.32
			35011 - Fee Land - Trans. Subs. Total		\$2,254,600.49	\$0.00	\$2,254,600.49
PELE Pennsylvania Electric	PELE SUBTRANS SUBS	ALTOONA SUB	35012 - Easements - Trans. Subs.	Easements	\$1.03	\$0.23	\$0.80
PELE Pennsylvania Electric	PELE SUBTRANS SUBS	ALTOONA SUB	35012 - Easements - Trans. Subs.	Easements	\$367.44	\$122.50	\$244.94
		ALTOONA SUB Total			\$368.47	\$122.73	\$245.74
PELE Pennsylvania Electric	PELE - TL 115KV	BLAIRSVILLE EAST to SHELOCTA	35012 - Easements - Trans. Subs.	Easements	\$12,921.76	\$4,307.95	\$8,613.81
		BLAIRSVILLE EAST to SHELOCTA Total			\$12,921.76	\$4,307.95	\$8,613.81
PELE Pennsylvania Electric	PELE - Trans Subs	CAMBRIA SLOPE TRANSMISSION SUB	35012 - Easements - Trans. Subs.	Easements	\$156.28	\$43.48	\$112.80
		CAMBRIA SLOPE TRANSMISSION SUB Total			\$156.28	\$43.48	\$112.80
PELE Pennsylvania Electric	PELE SUBTRANS SUBS	CENTER UNION SWITCHING STATION	35012 - Easements - Trans. Subs.	Easements	\$285.77	\$93.15	\$192.62
		CENTER UNION SWITCHING STATION Total			\$285.77	\$93.15	\$192.62
PELE Pennsylvania Electric	PELE - TL 115KV	EAST SAYRE to NORTH WAVERLY	35012 - Easements - Trans. Subs.	Easements	\$0.14	\$0.08	\$0.06
PELE Pennsylvania Electric	PELE - TL 115KV	EAST SAYRE to NORTH WAVERLY	35012 - Easements - Trans. Subs.	Easements	\$0.23	\$0.11	\$0.12
PELE Pennsylvania Electric	PELE - TL 115KV	EAST SAYRE to NORTH WAVERLY	35012 - Easements - Trans. Subs.	Easements	\$33.27	\$21.80	\$11.47
PELE Pennsylvania Electric	PELE - TL 115KV	EAST SAYRE to NORTH WAVERLY	35012 - Easements - Trans. Subs.	Easements	\$61.52	\$34.22	\$27.30
		EAST SAYRE to NORTH WAVERLY Total			\$95.16	\$56.21	\$38.95
PELE Pennsylvania Electric	PELE - Trans Subs	EAST TOWANDA TRANSMISSION SUB	35012 - Easements - Trans. Subs.	Easements	\$367.70	\$18.76	\$348.94
		EAST TOWANDA TRANSMISSION SUB Total			\$367.70	\$18.76	\$348.94
PELE Pennsylvania Electric	PELE - Trans Subs	ERIE SOUTH TRANSMISSION SUB	35012 - Easements - Trans. Subs.	Easements	\$19,733.71	\$6,578.97	\$13,154.74
		ERIE SOUTH TRANSMISSION SUB Total			\$19,733.71	\$6,578.97	\$13,154.74
PELE Pennsylvania Electric	PELE - TL 115KV	GLORY to EAST PIKE	35012 - Easements - Trans. Subs.	Easements	\$48,771.34	\$21,654.94	\$27,116.40

Company	Major Location	Asset Location	Utility Account	Asset Retirement Unit	Book Cost	Allocated Reserve	Net Book Value
		GLORY to EAST PIKE Total			\$48,771.34	\$21,654.94	\$27,116.40
PELE Pennsylvania Electric	PELE - Trans Subs	JOHNSTOWN DISTRIBUTION SUBSTAT	35012 - Easements - Trans. Subs.	Easements	\$99.22	\$40.84	\$58.38
		JOHNSTOWN DISTRIBUTION SUBSTAT Total			\$99.22	\$40.84	\$58.38
PELE Pennsylvania Electric	PELE - Trans Subs	KEYSTONE 500KV SUB	35012 - Easements - Trans. Subs.	Easements	\$553.14	\$197.45	\$355.69
		KEYSTONE 500KV SUB Total			\$553.14	\$197.45	\$355.69
PELE Pennsylvania Electric	PELE - Trans Subs	LEWISTOWN TRANS SUB	35012 - Easements - Trans. Subs.	Easements	\$1,182.02	\$291.92	\$890.10
		LEWISTOWN TRANS SUB Total			\$1,182.02	\$291.92	\$890.10
PELE Pennsylvania Electric	PELE - TL 115KV	RACHEL HILL to SCALP LEVEL to HOOVER	35012 - Easements - Trans. Subs.	Easements	\$1,537.94	\$479.24	\$1,058.70
PELE Pennsylvania Electric	PELE - TL 115KV	RACHEL HILL to SCALP LEVEL to HOOVER	35012 - Easements - Trans. Subs.	Easements	\$4,436.41	\$1,781.87	\$2,654.54
PELE Pennsylvania Electric	PELE - TL 115KV	RACHEL HILL to SCALP LEVEL to HOOVER	35012 - Easements - Trans. Subs.	Easements	\$48,905.89	\$22,892.36	\$26,013.53
		RACHEL HILL to SCALP LEVEL to HOOVER Total			\$54,880.24	\$25,153.47	\$29,726.77
PELE Pennsylvania Electric	PELE SUBTRANS SUBS	RAYSTOWN TRANS SUB	35012 - Easements - Trans. Subs.	Easements	\$1,971.01	\$561.06	\$1,409.95
		RAYSTOWN TRANS SUB Total			\$1,971.01	\$561.06	\$1,409.95
PELE Pennsylvania Electric	PELE SUBTRANS SUBS	SMITHFIELD SWITCHING STATION	35012 - Easements - Trans. Subs.	Easements	\$262.41	\$102.88	\$159.53
		SMITHFIELD SWITCHING STATION Total			\$262.41	\$102.88	\$159.53
PELE Pennsylvania Electric	PELE SUBTRANS SUBS	STRONGSTOWN SWITCHING STATION	35012 - Easements - Trans. Subs.	Easements	\$466.17	\$123.78	\$342.39
		STRONGSTOWN SWITCHING STATION Total			\$466.17	\$123.78	\$342.39
PELE Pennsylvania Electric	PELE SUBTRANS SUBS	TEAKETTLE TRANSMISSION METERING STATION	35012 - Easements - Trans. Subs.	Easements	\$211.70	\$72.19	\$139.51
		TEAKETTLE TRANSMISSION METERING STATION Total			\$211.70	\$72.19	\$139.51
PELE Pennsylvania Electric	PELE - Unspecified	Unspecified - PELE - WR Pa	35012 - Easements - Trans. Subs.	Unspecified Transfers	\$191,613.45	\$29,092.71	\$162,520.74
		Unspecified - PELE - WR Pa Total			\$191,613.45	\$29,092.71	\$162,520.74
			35012 - Easements - Trans. Subs. Total		\$333,939.55	\$88,512.49	\$245,427.06
PELE Pennsylvania Electric	PELE - Trans Subs	CAMBRIA SLOPE TRANSMISSION SUB	35021 - Fee Land - Trans. Lines	Fee Land	\$625.54	\$0.00	\$625.54
		CAMBRIA SLOPE TRANSMISSION SUB Total			\$625.54	\$0.00	\$625.54
PELE Pennsylvania Electric	PELE - TL 500KV	CONEMAUGH to JUNIATA	35021 - Fee Land - Trans. Lines	Fee Land	\$2,137.14	\$0.00	\$2,137.14
		CONEMAUGH to JUNIATA Total			\$2,137.14	\$0.00	\$2,137.14
PELE Pennsylvania Electric	PELE - TL 115KV	EAST TOWANDA to EAST SAYRE	35021 - Fee Land - Trans. Lines	Fee Land	\$13.03	\$0.00	\$13.03
		EAST TOWANDA to EAST SAYRE Total			\$13.03	\$0.00	\$13.03
PELE Pennsylvania Electric	PELE - TL 230KV	EAST TOWANDA to HILLSIDE NY SEG 23	35021 - Fee Land - Trans. Lines	Fee Land	\$5,300.98	\$0.00	\$5,300.98
		EAST TOWANDA to HILLSIDE NY SEG 23 Total			\$5,300.98	\$0.00	\$5,300.98
PELE Pennsylvania Electric	PELE - TL 115KV	EAST TOWANDA to NORTH MESHOPPEN 1	35021 - Fee Land - Trans. Lines	Fee Land	\$55.77	\$0.00	\$55.77
PELE Pennsylvania Electric	PELE - TL 115KV	EAST TOWANDA to NORTH MESHOPPEN 1	35021 - Fee Land - Trans. Lines	Fee Land	\$22,152.77	\$0.00	\$22,152.77
		EAST TOWANDA to NORTH MESHOPPEN 1 Total			\$22,208.54	\$0.00	\$22,208.54
PELE Pennsylvania Electric	PELE - TL 115KV	ECLIPSE to CLARK SUMMIT	35021 - Fee Land - Trans. Lines	Fee Land	\$4,292.49	\$0.00	\$4,292.49
		ECLIPSE to CLARK SUMMIT Total			\$4,292.49	\$0.00	\$4,292.49
PELE Pennsylvania Electric	PELE - TL 115KV	ERIE SOUTH to BUFFALO ROAD	35021 - Fee Land - Trans. Lines	Fee Land	\$1,358.85	\$0.00	\$1,358.85
PELE Pennsylvania Electric	PELE - TL 115KV	ERIE SOUTH to BUFFALO ROAD	35021 - Fee Land - Trans. Lines	Fee Land	\$3,233.18	\$0.00	\$3,233.18
		ERIE SOUTH to BUFFALO ROAD Total			\$4,592.03	\$0.00	\$4,592.03
PELE Pennsylvania Electric	PELE - TL 115KV	ERIE SOUTH to EDINBORO SOUTH to VENANGO JCT	35021 - Fee Land - Trans. Lines	Fee Land	\$2,089.02	\$0.00	\$2,089.02
PELE Pennsylvania Electric	PELE - TL 115KV	ERIE SOUTH to EDINBORO SOUTH to VENANGO JCT	35021 - Fee Land - Trans. Lines	Fee Land	\$2,035.07	\$0.00	\$2,035.07
PELE Pennsylvania Electric	PELE - TL 115KV	ERIE SOUTH to EDINBORO SOUTH to VENANGO JCT	35021 - Fee Land - Trans. Lines	Fee Land	\$1,496.96	\$0.00	\$1,496.96
		ERIE SOUTH to EDINBORO SOUTH to VENANGO JCT Total			\$5,621.05	\$0.00	\$5,621.05
PELE Pennsylvania Electric	PELE - TL 230KV	ERIE SOUTH to ERIE EAST	35021 - Fee Land - Trans. Lines	Fee Land	\$2,517.71	\$0.00	\$2,517.71
PELE Pennsylvania Electric	PELE - TL 230KV	ERIE SOUTH to ERIE EAST	35021 - Fee Land - Trans. Lines	Fee Land	\$16,124.49	\$0.00	\$16,124.49
		ERIE SOUTH to ERIE EAST Total			\$18,642.20	\$0.00	\$18,642.20
PELE Pennsylvania Electric	PELE - TL 345KV	ERIE SOUTH to ERIE WEST	35021 - Fee Land - Trans. Lines	Fee Land	\$2,119.28	\$0.00	\$2,119.28
PELE Pennsylvania Electric	PELE - TL 345KV	ERIE SOUTH to ERIE WEST	35021 - Fee Land - Trans. Lines	Fee Land	\$1,428.27	\$0.00	\$1,428.27

Company	Major Location	Asset Location	Utility Account	Asset Retirement Unit	Book Cost	Allocated Reserve	Net Book Value
		ERIE SOUTH to ERIE WEST Total			\$3,547.55	\$0.00	\$3,547.55
PELE Pennsylvania Electric	PELE - TL 115KV	ERIE SOUTH to UNION CITY	35021 - Fee Land - Trans. Lines	Fee Land	\$10,218.99	\$0.00	\$10,218.99
		ERIE SOUTH to UNION CITY Total			\$10,218.99	\$0.00	\$10,218.99
PELE Pennsylvania Electric	PELE - TL 230KV	GLADE to ERIE SOUTH	35021 - Fee Land - Trans. Lines	Fee Land	\$10,411.14	\$0.00	\$10,411.14
PELE Pennsylvania Electric	PELE - TL 230KV	GLADE to ERIE SOUTH	35021 - Fee Land - Trans. Lines	Fee Land	\$48,040.51	\$0.00	\$48,040.51
PELE Pennsylvania Electric	PELE - TL 230KV	GLADE to ERIE SOUTH	35021 - Fee Land - Trans. Lines	Fee Land	\$1,050.88	\$0.00	\$1,050.88
		GLADE to ERIE SOUTH Total			\$59,502.53	\$0.00	\$59,502.53
PELE Pennsylvania Electric	PELE - TL 115KV	GORE JUNCTION to FAIRVIEW EAST	35021 - Fee Land - Trans. Lines	Fee Land	\$567.45	\$0.00	\$567.45
		GORE JUNCTION to FAIRVIEW EAST Total			\$567.45	\$0.00	\$567.45
PELE Pennsylvania Electric	PELE - TL 115KV	HILLTOP to HILLELAY JCT to CLAYSBURG	35021 - Fee Land - Trans. Lines	Fee Land	\$1,799.55	\$0.00	\$1,799.55
		HILLTOP to HILLELAY JCT to CLAYSBURG Total			\$1,799.55	\$0.00	\$1,799.55
PELE Pennsylvania Electric	PELE - TL 230KV	HOMER CITY to SEWARD	35021 - Fee Land - Trans. Lines	Fee Land	\$3,026.65	\$0.00	\$3,026.65
		HOMER CITY to SEWARD Total			\$3,026.65	\$0.00	\$3,026.65
PELE Pennsylvania Electric	PELE - TL 345KV	HOMER CITY to WAYNE	35021 - Fee Land - Trans. Lines	Fee Land	\$5,205.88	\$0.00	\$5,205.88
PELE Pennsylvania Electric	PELE - TL 345KV	HOMER CITY to WAYNE	35021 - Fee Land - Trans. Lines	Fee Land	\$7,450.62	\$0.00	\$7,450.62
PELE Pennsylvania Electric	PELE - TL 345KV	HOMER CITY to WAYNE	35021 - Fee Land - Trans. Lines	Fee Land	\$7,895.88	\$0.00	\$7,895.88
		HOMER CITY to WAYNE Total			\$20,552.38	\$0.00	\$20,552.38
PELE Pennsylvania Electric	PELE - TL 115KV	HOOVERSVILLE to SOMERSET	35021 - Fee Land - Trans. Lines	Fee Land	\$4.87	\$0.00	\$4.87
PELE Pennsylvania Electric	PELE - TL 115KV	HOOVERSVILLE to SOMERSET	35021 - Fee Land - Trans. Lines	Fee Land	\$1,516.78	\$0.00	\$1,516.78
PELE Pennsylvania Electric	PELE - TL 115KV	HOOVERSVILLE to SOMERSET	35021 - Fee Land - Trans. Lines	Fee Land	\$118.00	\$0.00	\$118.00
		HOOVERSVILLE to SOMERSET Total			\$1,639.65	\$0.00	\$1,639.65
PELE Pennsylvania Electric	PELE - TL 115KV	JOHNSTOWN to BON AIR	35021 - Fee Land - Trans. Lines	Fee Land	\$9,412.06	\$0.00	\$9,412.06
		JOHNSTOWN to BON AIR Total			\$9,412.06	\$0.00	\$9,412.06
PELE Pennsylvania Electric	PELE - TL 500KV	KEYSTONE to CONEMAUGH	35021 - Fee Land - Trans. Lines	Fee Land	\$461.00	\$0.00	\$461.00
		KEYSTONE to CONEMAUGH Total			\$461.00	\$0.00	\$461.00
PELE Pennsylvania Electric	PELE - TL 500KV	KEYSTONE to CORRIDOR	35021 - Fee Land - Trans. Lines	Fee Land	\$189,594.40	\$0.00	\$189,594.40
		KEYSTONE to CORRIDOR Total			\$189,594.40	\$0.00	\$189,594.40
PELE Pennsylvania Electric	PELE - TL 230KV	KEYSTONE to HOMER CITY	35021 - Fee Land - Trans. Lines	Fee Land	\$400.29	\$0.00	\$400.29
PELE Pennsylvania Electric	PELE - TL 230KV	KEYSTONE to HOMER CITY	35021 - Fee Land - Trans. Lines	Fee Land	\$8,496.25	\$0.00	\$8,496.25
		KEYSTONE to HOMER CITY Total			\$8,896.54	\$0.00	\$8,896.54
PELE Pennsylvania Electric	PELE - TL 500KV	KEYSTONE to JUNIATA	35021 - Fee Land - Trans. Lines	Fee Land	\$461.00	\$0.00	\$461.00
PELE Pennsylvania Electric	PELE - TL 500KV	KEYSTONE to JUNIATA	35021 - Fee Land - Trans. Lines	Fee Land	\$2,064.79	\$0.00	\$2,064.79
		KEYSTONE to JUNIATA Total			\$2,525.79	\$0.00	\$2,525.79
PELE Pennsylvania Electric	PELE - TL 230KV	LEWISTOWN to JUNIATA to MIDDLETOWN JCT	35021 - Fee Land - Trans. Lines	Fee Land	\$5,027.88	\$0.00	\$5,027.88
		LEWISTOWN to JUNIATA to MIDDLETOWN JCT Total			\$5,027.88	\$0.00	\$5,027.88
PELE Pennsylvania Electric	PELE - TL 115KV	MANSFIELD to SOUTH TROY to EAST TOWANDA	35021 - Fee Land - Trans. Lines	Fee Land	\$407.19	\$0.00	\$407.19
PELE Pennsylvania Electric	PELE - TL 115KV	MANSFIELD to SOUTH TROY to EAST TOWANDA	35021 - Fee Land - Trans. Lines	Fee Land	\$50.00	\$0.00	\$50.00
PELE Pennsylvania Electric	PELE - TL 115KV	MANSFIELD to SOUTH TROY to EAST TOWANDA	35021 - Fee Land - Trans. Lines	Fee Land	\$705.68	\$0.00	\$705.68
PELE Pennsylvania Electric	PELE - TL 115KV	MANSFIELD to SOUTH TROY to EAST TOWANDA	35021 - Fee Land - Trans. Lines	Fee Land	\$677.23	\$0.00	\$677.23
PELE Pennsylvania Electric	PELE - TL 115KV	MANSFIELD to SOUTH TROY to EAST TOWANDA	35021 - Fee Land - Trans. Lines	Fee Land	\$219.82	\$0.00	\$219.82
		MANSFIELD to SOUTH TROY to EAST TOWANDA Total			\$2,059.92	\$0.00	\$2,059.92
PELE Pennsylvania Electric	PELE - TL 46KV	PELE - TL 46KV	35021 - Fee Land - Trans. Lines	Fee Land	\$803.66	\$0.00	\$803.66
PELE Pennsylvania Electric	PELE - TL 46KV	PELE - TL 46KV	35021 - Fee Land - Trans. Lines	Fee Land	\$196.89	\$0.00	\$196.89
PELE Pennsylvania Electric	PELE - TL 46KV	PELE - TL 46KV	35021 - Fee Land - Trans. Lines	Fee Land	\$5,381.66	\$0.00	\$5,381.66
PELE Pennsylvania Electric	PELE - TL 46KV	PELE - TL 46KV	35021 - Fee Land - Trans. Lines	Fee Land	\$1,262.53	\$0.00	\$1,262.53
PELE Pennsylvania Electric	PELE - TL 46KV	PELE - TL 46KV	35021 - Fee Land - Trans. Lines	Fee Land	\$309.18	\$0.00	\$309.18
PELE Pennsylvania Electric	PELE - TL 46KV	PELE - TL 46KV	35021 - Fee Land - Trans. Lines	Fee Land	\$1,563.90	\$0.00	\$1,563.90

Company	Major Location	Asset Location	Utility Account	Asset Retirement Unit	Book Cost	Allocated Reserve	Net Book Value
PELE Pennsylvania Electric	PELE - TL 46KV	PELE - TL 46KV	35021 - Fee Land - Trans. Lines	Fee Land	\$706.58	\$0.00	\$706.58
PELE Pennsylvania Electric	PELE - TL 46KV	PELE - TL 46KV	35021 - Fee Land - Trans. Lines	Fee Land	\$589.29	\$0.00	\$589.29
PELE Pennsylvania Electric	PELE - TL 46KV	PELE - TL 46KV	35021 - Fee Land - Trans. Lines	Fee Land	\$707.85	\$0.00	\$707.85
PELE Pennsylvania Electric	PELE - TL 46KV	PELE - TL 46KV	35021 - Fee Land - Trans. Lines	Fee Land	\$380.09	\$0.00	\$380.09
PELE Pennsylvania Electric	PELE - TL 46KV	PELE - TL 46KV	35021 - Fee Land - Trans. Lines	Fee Land	\$856.91	\$0.00	\$856.91
PELE Pennsylvania Electric	PELE - TL 46KV	PELE - TL 46KV	35021 - Fee Land - Trans. Lines	Fee Land	\$4,384.85	\$0.00	\$4,384.85
PELE Pennsylvania Electric	PELE - TL 46KV	PELE - TL 46KV	35021 - Fee Land - Trans. Lines	Fee Land	\$1,930.00	\$0.00	\$1,930.00
PELE Pennsylvania Electric	PELE - TL 46KV	PELE - TL 46KV	35021 - Fee Land - Trans. Lines	Fee Land	\$1,000.00	\$0.00	\$1,000.00
PELE Pennsylvania Electric	PELE - TL 46KV	PELE - TL 46KV	35021 - Fee Land - Trans. Lines	Fee Land	\$645.28	\$0.00	\$645.28
PELE Pennsylvania Electric	PELE - TL 46KV	PELE - TL 46KV	35021 - Fee Land - Trans. Lines	Fee Land	\$107.34	\$0.00	\$107.34
PELE Pennsylvania Electric	PELE - TL 46KV	PELE - TL 46KV	35021 - Fee Land - Trans. Lines	Fee Land	\$597.77	\$0.00	\$597.77
PELE Pennsylvania Electric	PELE - TL 46KV	PELE - TL 46KV	35021 - Fee Land - Trans. Lines	Fee Land	\$4,885.43	\$0.00	\$4,885.43
PELE Pennsylvania Electric	PELE - TL 46KV	PELE - TL 46KV	35021 - Fee Land - Trans. Lines	Fee Land	\$33.42	\$0.00	\$33.42
PELE Pennsylvania Electric	PELE - TL 46KV	PELE - TL 46KV	35021 - Fee Land - Trans. Lines	Fee Land	\$1,311.50	\$0.00	\$1,311.50
PELE Pennsylvania Electric	PELE - TL 46KV	PELE - TL 46KV	35021 - Fee Land - Trans. Lines	Fee Land	\$28.99	\$0.00	\$28.99
PELE Pennsylvania Electric	PELE - TL 46KV	PELE - TL 46KV	35021 - Fee Land - Trans. Lines	Fee Land	\$40,139.43	\$0.00	\$40,139.43
PELE Pennsylvania Electric	PELE - TL 46KV	PELE - TL 46KV	35021 - Fee Land - Trans. Lines	Fee Land	\$31,574.48	\$0.00	\$31,574.48
PELE Pennsylvania Electric	PELE - TL 46KV	PELE - TL 46KV	35021 - Fee Land - Trans. Lines	Fee Land	\$1,861.02	\$0.00	\$1,861.02
PELE Pennsylvania Electric	PELE - TL 46KV	PELE - TL 46KV	35021 - Fee Land - Trans. Lines	Fee Land	\$1,064.06	\$0.00	\$1,064.06
PELE Pennsylvania Electric	PELE - TL 46KV	PELE - TL 46KV	35021 - Fee Land - Trans. Lines	Fee Land	\$950.46	\$0.00	\$950.46
PELE Pennsylvania Electric	PELE - TL 46KV	PELE - TL 46KV	35021 - Fee Land - Trans. Lines	Fee Land	\$1,150.00	\$0.00	\$1,150.00
PELE Pennsylvania Electric	PELE - TL 46KV	PELE - TL 46KV	35021 - Fee Land - Trans. Lines	Fee Land	\$3,065.10	\$0.00	\$3,065.10
PELE Pennsylvania Electric	PELE - TL 46KV	PELE - TL 46KV	35021 - Fee Land - Trans. Lines	Fee Land	\$1,391.07	\$0.00	\$1,391.07
PELE Pennsylvania Electric	PELE - TL 46KV	PELE - TL 46KV	35021 - Fee Land - Trans. Lines	Fee Land	\$347.50	\$0.00	\$347.50
PELE Pennsylvania Electric	PELE - TL 46KV	PELE - TL 46KV	35021 - Fee Land - Trans. Lines	Fee Land	\$150.00	\$0.00	\$150.00
PELE Pennsylvania Electric	PELE - TL 46KV	PELE - TL 46KV	35021 - Fee Land - Trans. Lines	Fee Land	\$3,977.25	\$0.00	\$3,977.25
PELE Pennsylvania Electric	PELE - TL 46KV	PELE - TL 46KV	35021 - Fee Land - Trans. Lines	Fee Land	\$550.00	\$0.00	\$550.00
PELE Pennsylvania Electric	PELE - TL 46KV	PELE - TL 46KV	35021 - Fee Land - Trans. Lines	Fee Land	\$757.14	\$0.00	\$757.14
PELE Pennsylvania Electric	PELE - TL 46KV	PELE - TL 46KV	35021 - Fee Land - Trans. Lines	Fee Land	\$249.75	\$0.00	\$249.75
PELE Pennsylvania Electric	PELE - TL 46KV	PELE - TL 46KV	35021 - Fee Land - Trans. Lines	Fee Land	\$20,144.93	\$0.00	\$20,144.93
PELE Pennsylvania Electric	PELE - TL 46KV	PELE - TL 46KV	35021 - Fee Land - Trans. Lines	Fee Land	\$207.26	\$0.00	\$207.26
PELE Pennsylvania Electric	PELE - TL 46KV	PELE - TL 46KV	35021 - Fee Land - Trans. Lines	Fee Land	\$3,452.23	\$0.00	\$3,452.23
		PELE - TL 46KV Total			\$138,714.80	\$0.00	\$138,714.80
PELE Pennsylvania Electric	PELE - TL 115KV	PINEY to HAYNIE to GRANDVIEW	35021 - Fee Land - Trans. Lines	Fee Land	\$22.70	\$0.00	\$22.70
PELE Pennsylvania Electric	PELE - TL 115KV	PINEY to HAYNIE to GRANDVIEW	35021 - Fee Land - Trans. Lines	Fee Land	\$108.86	\$0.00	\$108.86
		PINEY to HAYNIE to GRANDVIEW Total			\$131.56	\$0.00	\$131.56
PELE Pennsylvania Electric	PELE - TL 115KV	RACHEL HILL to SCALP LEVEL to HOOVER	35021 - Fee Land - Trans. Lines	Fee Land	\$1,589.00	\$0.00	\$1,589.00
PELE Pennsylvania Electric	PELE - TL 115KV	RACHEL HILL to SCALP LEVEL to HOOVER	35021 - Fee Land - Trans. Lines	Fee Land	\$455.06	\$0.00	\$455.06
		RACHEL HILL to SCALP LEVEL to HOOVER Total			\$2,044.06	\$0.00	\$2,044.06
PELE Pennsylvania Electric	PELE - TL 115KV	SAXTON to SHADE GAP to REEDS GAP to LEW	35021 - Fee Land - Trans. Lines	Fee Land	\$2,271.01	\$0.00	\$2,271.01
		SAXTON to SHADE GAP to REEDS GAP to LEW Total			\$2,271.01	\$0.00	\$2,271.01
PELE Pennsylvania Electric	PELE - TL 115KV	SEWARD to COOPER to PROSPECT to HILLTOP	35021 - Fee Land - Trans. Lines	Fee Land	\$683.85	\$0.00	\$683.85
PELE Pennsylvania Electric	PELE - TL 115KV	SEWARD to COOPER to PROSPECT to HILLTOP	35021 - Fee Land - Trans. Lines	Fee Land	\$4,356.99	\$0.00	\$4,356.99
		SEWARD to COOPER to PROSPECT to HILLTOP Total			\$5,040.84	\$0.00	\$5,040.84
PELE Pennsylvania Electric	PELE - TL 115KV	SEWARD to JACKSON ROAD to WILMORE JC	35021 - Fee Land - Trans. Lines	Fee Land	\$1,196.15	\$0.00	\$1,196.15
		SEWARD to JACKSON ROAD to WILMORE JC Total			\$1,196.15	\$0.00	\$1,196.15
PELE Pennsylvania Electric	PELE - TL 230KV	SHAWVILLE to EAST TOWANDA	35021 - Fee Land - Trans. Lines	Fee Land	\$1,611.82	\$0.00	\$1,611.82

Company	Major Location	Asset Location	Utility Account	Asset Retirement Unit	Book Cost	Allocated Reserve	Net Book Value
PELE Pennsylvania Electric	PELE - TL 230KV	SHAWVILLE to EAST TOWANDA	35021 - Fee Land - Trans. Lines	Fee Land	\$5,643.41	\$0.00	\$5,643.41
		SHAWVILLE to EAST TOWANDA Total			\$7,255.23	\$0.00	\$7,255.23
PELE Pennsylvania Electric	PELE - TL 115KV	TITUSVILLE to UNION CITY	35021 - Fee Land - Trans. Lines	Fee Land	\$1,419.50	\$0.00	\$1,419.50
PELE Pennsylvania Electric	PELE - TL 115KV	TITUSVILLE to UNION CITY	35021 - Fee Land - Trans. Lines	Fee Land	\$296.06	\$0.00	\$296.06
		TITUSVILLE to UNION CITY Total			\$1,715.56	\$0.00	\$1,715.56
PELE Pennsylvania Electric	PELE - TL 115KV	WARREN to FALCONER to NIAGARA MOHAWK	35021 - Fee Land - Trans. Lines	Fee Land	\$656.00	\$0.00	\$656.00
		WARREN to FALCONER to NIAGARA MOHAWK Total			\$656.00	\$0.00	\$656.00
PELE Pennsylvania Electric	PELE - TL 115KV	WAYNE to GENEVA	35021 - Fee Land - Trans. Lines	Fee Land	\$1,926.11	\$0.00	\$1,926.11
		WAYNE to GENEVA Total			\$1,926.11	\$0.00	\$1,926.11
PELE Pennsylvania Electric	PELE - TL 115KV	WAYNE to MORGAN STREET	35021 - Fee Land - Trans. Lines	Fee Land	\$8,354.78	\$0.00	\$8,354.78
		WAYNE to MORGAN STREET Total			\$8,354.78	\$0.00	\$8,354.78
PELE Pennsylvania Electric	PELE - TL 115KV	WESTFALL to TYRONE NORTH to PHILIP SUB	35021 - Fee Land - Trans. Lines	Fee Land	\$392.59	\$0.00	\$392.59
		WESTFALL to TYRONE NORTH to PHILIP SUB Total			\$392.59	\$0.00	\$392.59
PELE Pennsylvania Electric	PELE - TL 115KV	WHETSTONE to RIDGWAY	35021 - Fee Land - Trans. Lines	Fee Land	\$364.61	\$0.00	\$364.61
		WHETSTONE to RIDGWAY Total			\$364.61	\$0.00	\$364.61
		35021 - Fee Land - Trans. Lines Total			\$552,328.64	\$0.00	\$552,328.64
PELE Pennsylvania Electric	PELE - TL 230KV	ALTOONA to RAYSTOWN	35022 - Easements - Trans. Lines	Easements	\$923.14	\$337.81	\$585.35
PELE Pennsylvania Electric	PELE - TL 230KV	ALTOONA to RAYSTOWN	35022 - Easements - Trans. Lines	Easements	\$54,667.71	\$26,797.81	\$27,871.45
		ALTOONA to RAYSTOWN Total			\$55,590.85	\$27,135.62	\$28,456.80
PELE Pennsylvania Electric	PELE - TL 115KV	BEDFORD NORTH ALLEGHENY to SOMERSET	35022 - Easements - Trans. Lines	Easements	\$135.24	\$61.76	\$73.48
PELE Pennsylvania Electric	PELE - TL 115KV	BEDFORD NORTH ALLEGHENY to SOMERSET	35022 - Easements - Trans. Lines	Easements	\$146.24	\$62.14	\$84.10
PELE Pennsylvania Electric	PELE - TL 115KV	BEDFORD NORTH ALLEGHENY to SOMERSET	35022 - Easements - Trans. Lines	Easements	\$8,657.32	\$4,145.04	\$4,512.52
PELE Pennsylvania Electric	PELE - TL 115KV	BEDFORD NORTH ALLEGHENY to SOMERSET	35022 - Easements - Trans. Lines	Easements	\$124,001.05	\$63,701.96	\$60,302.77
		BEDFORD NORTH ALLEGHENY to SOMERSET Total			\$132,939.85	\$67,970.90	\$64,972.88
PELE Pennsylvania Electric	PELE - TL 115KV	BLAIRSVILLE EAST to SHELOCTA	35022 - Easements - Trans. Lines	Easements	\$56,272.53	\$28,239.51	\$28,034.65
		BLAIRSVILLE EAST to SHELOCTA Total			\$56,272.53	\$28,239.51	\$28,034.65
PELE Pennsylvania Electric	PELE - TL 138KV(PELE)	BLAIRSVILLE to EAST SOCIAL HALL	35022 - Easements - Trans. Lines	Easements	\$100.00	\$4.57	\$5.43
PELE Pennsylvania Electric	PELE - TL 138KV(PELE)	BLAIRSVILLE to EAST SOCIAL HALL	35022 - Easements - Trans. Lines	Easements	\$781.65	\$392.26	\$389.41
PELE Pennsylvania Electric	PELE - TL 138KV(PELE)	BLAIRSVILLE to EAST SOCIAL HALL	35022 - Easements - Trans. Lines	Easements	\$40,298.29	\$21,191.41	\$19,108.10
		BLAIRSVILLE to EAST SOCIAL HALL Total			\$41,089.94	\$21,588.24	\$19,502.95
PELE Pennsylvania Electric	PELE - TL 115KV	BON AIR to HILLTOP	35022 - Easements - Trans. Lines	Easements	\$6,723.61	\$2,926.93	\$3,796.85
		BON AIR to HILLTOP Total			\$6,723.61	\$2,926.93	\$3,796.85
PELE Pennsylvania Electric	PELE - TL 115KV	BON AIR to SPRUCE STREET NO.1	35022 - Easements - Trans. Lines	Easements	\$119.74	\$52.13	\$67.61
		BON AIR to SPRUCE STREET NO.1 Total			\$119.74	\$52.13	\$67.61
PELE Pennsylvania Electric	PELE - TL 138KV(PELE)	BROOKVILLE to ELKO WPP CO.	35022 - Easements - Trans. Lines	Easements	\$2,395.81	\$1,319.99	\$1,075.90
		BROOKVILLE to ELKO WPP CO. Total			\$2,395.81	\$1,319.99	\$1,075.90
PELE Pennsylvania Electric	PELE - TL 115KV	CAMBRIA SLOPE to WILMORE JCT	35022 - Easements - Trans. Lines	Easements	\$904.36	\$322.46	\$581.92
		CAMBRIA SLOPE to WILMORE JCT Total			\$904.36	\$322.46	\$581.92
PELE Pennsylvania Electric	PELE - TL 115KV	CLARK SUMMIT to GRANDVIEW	35022 - Easements - Trans. Lines	Easements	\$28,569.04	\$15,023.42	\$13,546.49
		CLARK SUMMIT to GRANDVIEW Total			\$28,569.04	\$15,023.42	\$13,546.49
PELE Pennsylvania Electric	PELE - TL 115KV	CLAYSBURG to OSTERBURG EAST	35022 - Easements - Trans. Lines	Easements	\$205,509.74	\$69,480.77	\$136,032.99
		CLAYSBURG to OSTERBURG EAST Total			\$205,509.74	\$69,480.77	\$136,032.99
PELE Pennsylvania Electric	PELE - TL 500KV	CONEMAUGH to JUNIATA	35022 - Easements - Trans. Lines	Easements	\$183.21	\$89.81	\$93.41
PELE Pennsylvania Electric	PELE - TL 500KV	CONEMAUGH to JUNIATA	35022 - Easements - Trans. Lines	Easements	\$58,956.71	\$24,451.29	\$34,506.83
PELE Pennsylvania Electric	PELE - TL 500KV	CONEMAUGH to JUNIATA	35022 - Easements - Trans. Lines	Easements	\$216,857.96	\$96,694.07	\$120,169.48
PELE Pennsylvania Electric	PELE - TL 500KV	CONEMAUGH to JUNIATA	35022 - Easements - Trans. Lines	Easements	\$392,341.22	\$183,462.89	\$208,888.93
		CONEMAUGH to JUNIATA Total			\$668,339.10	\$304,698.06	\$363,658.65

Company	Major Location	Asset Location	Utility Account	Asset Retirement Unit	Book Cost	Allocated Reserve	Net Book Value
PELE Pennsylvania Electric	PELE - TL 115KV	DEEP CREEK 115KV LINE	35022 - Easements - Trans. Lines	Easements	\$946.15	\$946.15	\$0.05
		DEEP CREEK 115KV LINE Total			\$946.15	\$946.15	\$0.05
PELE Pennsylvania Electric	PELE - TL 115KV	DOWNING AVE to GREEN GARDEN	35022 - Easements - Trans. Lines	Easements	\$61,080.97	\$11,350.32	\$49,731.31
		DOWNING AVE to GREEN GARDEN Total			\$61,080.97	\$11,350.32	\$49,731.31
PELE Pennsylvania Electric	PELE - TL 115KV	DUBOIS HARVEY RUN to WHETSTONE	35022 - Easements - Trans. Lines	Easements	\$67.13	\$23.31	\$43.82
PELE Pennsylvania Electric	PELE - TL 115KV	DUBOIS HARVEY RUN to WHETSTONE	35022 - Easements - Trans. Lines	Easements	\$626.91	\$144.93	\$481.99
PELE Pennsylvania Electric	PELE - TL 115KV	DUBOIS HARVEY RUN to WHETSTONE	35022 - Easements - Trans. Lines	Easements	\$682.69	\$376.13	\$306.58
PELE Pennsylvania Electric	PELE - TL 115KV	DUBOIS HARVEY RUN to WHETSTONE	35022 - Easements - Trans. Lines	Easements	\$22,916.07	\$15,934.10	\$6,982.89
		DUBOIS HARVEY RUN to WHETSTONE Total			\$24,292.80	\$16,478.47	\$7,815.28
PELE Pennsylvania Electric	PELE - TL 115KV	EAST PIKE to LUCERNE	35022 - Easements - Trans. Lines	Easements	\$550.06	\$228.13	\$321.94
PELE Pennsylvania Electric	PELE - TL 115KV	EAST PIKE to LUCERNE	35022 - Easements - Trans. Lines	Easements	\$590.86	\$269.81	\$321.07
PELE Pennsylvania Electric	PELE - TL 115KV	EAST PIKE to LUCERNE	35022 - Easements - Trans. Lines	Easements	\$12,172.83	\$6,108.75	\$6,064.43
		EAST PIKE to LUCERNE Total			\$13,313.75	\$6,606.69	\$6,707.44
PELE Pennsylvania Electric	PELE - TL 115KV	EAST TOWANDA to EAST SAYRE	35022 - Easements - Trans. Lines	Easements	\$35.72	\$24.26	\$11.46
PELE Pennsylvania Electric	PELE - TL 115KV	EAST TOWANDA to EAST SAYRE	35022 - Easements - Trans. Lines	Easements	\$57.41	\$35.53	\$21.88
PELE Pennsylvania Electric	PELE - TL 115KV	EAST TOWANDA to EAST SAYRE	35022 - Easements - Trans. Lines	Easements	\$8,283.01	\$6,473.22	\$1,810.16
PELE Pennsylvania Electric	PELE - TL 115KV	EAST TOWANDA to EAST SAYRE	35022 - Easements - Trans. Lines	Easements	\$15,319.63	\$10,652.11	\$4,668.14
		EAST TOWANDA to EAST SAYRE Total			\$23,695.77	\$17,185.12	\$6,511.64
PELE Pennsylvania Electric	PELE - TL 230KV	EAST TOWANDA to HILLSIDE NY SEG 23	35022 - Easements - Trans. Lines	Easements	\$3,712.00	\$2,142.58	\$1,569.54
PELE Pennsylvania Electric	PELE - TL 230KV	EAST TOWANDA to HILLSIDE NY SEG 23	35022 - Easements - Trans. Lines	Easements	\$55,533.99	\$28,528.98	\$27,006.66
		EAST TOWANDA to HILLSIDE NY SEG 23 Total			\$59,245.99	\$30,671.56	\$28,576.20
PELE Pennsylvania Electric	PELE - TL 230KV	EAST TOWANDA to N. MESHOPPEN TAP-L	35022 - Easements - Trans. Lines	Easements	\$257.55	\$112.12	\$145.44
PELE Pennsylvania Electric	PELE - TL 230KV	EAST TOWANDA to N. MESHOPPEN TAP-L	35022 - Easements - Trans. Lines	Easements	\$466.45	\$198.21	\$268.25
PELE Pennsylvania Electric	PELE - TL 230KV	EAST TOWANDA to N. MESHOPPEN TAP-L	35022 - Easements - Trans. Lines	Easements	\$2,294.66	\$1,151.54	\$1,143.19
PELE Pennsylvania Electric	PELE - TL 230KV	EAST TOWANDA to N. MESHOPPEN TAP-L	35022 - Easements - Trans. Lines	Easements	\$138,125.37	\$77,893.42	\$60,236.45
		EAST TOWANDA to N. MESHOPPEN TAP-L Total			\$141,144.03	\$79,355.29	\$61,793.33
PELE Pennsylvania Electric	PELE - TL 115KV	EAST TOWANDA to NORTH MESHOPPEN 1	35022 - Easements - Trans. Lines	Easements	\$115.72	\$58.07	\$57.65
PELE Pennsylvania Electric	PELE - TL 115KV	EAST TOWANDA to NORTH MESHOPPEN 1	35022 - Easements - Trans. Lines	Easements	\$310.46	\$183.41	\$127.06
PELE Pennsylvania Electric	PELE - TL 115KV	EAST TOWANDA to NORTH MESHOPPEN 1	35022 - Easements - Trans. Lines	Easements	\$778.08	\$492.89	\$285.22
PELE Pennsylvania Electric	PELE - TL 115KV	EAST TOWANDA to NORTH MESHOPPEN 1	35022 - Easements - Trans. Lines	Easements	\$8,331.71	\$5,529.40	\$2,802.63
PELE Pennsylvania Electric	PELE - TL 115KV	EAST TOWANDA to NORTH MESHOPPEN 1	35022 - Easements - Trans. Lines	Easements	\$45,552.22	\$28,192.54	\$17,361.31
		EAST TOWANDA to NORTH MESHOPPEN 1 Total			\$55,088.19	\$34,456.31	\$20,633.87
PELE Pennsylvania Electric	PELE - TL 115KV	ECLIPSE to CLARK SUMMIT	35022 - Easements - Trans. Lines	Easements	\$39,092.09	\$20,557.11	\$18,536.17
		ECLIPSE to CLARK SUMMIT Total			\$39,092.09	\$20,557.11	\$18,536.17
PELE Pennsylvania Electric	PELE - TL 230KV	ERIE EAST to DUNKIRK NIAGARA MOHAWK	35022 - Easements - Trans. Lines	Easements	\$18,855.01	\$9,915.17	\$8,940.41
		ERIE EAST to DUNKIRK NIAGARA MOHAWK Total			\$18,855.01	\$9,915.17	\$8,940.41
PELE Pennsylvania Electric	PELE - TL 115KV	ERIE SOUTH to BUFFALO ROAD	35022 - Easements - Trans. Lines	Easements	\$44,208.84	\$26,117.82	\$18,092.53
PELE Pennsylvania Electric	PELE - TL 115KV	ERIE SOUTH to BUFFALO ROAD	35022 - Easements - Trans. Lines	Easements	\$50,894.25	\$27,395.00	\$23,500.83
		ERIE SOUTH to BUFFALO ROAD Total			\$95,103.09	\$53,512.82	\$41,593.36
PELE Pennsylvania Electric	PELE - TL 115KV	ERIE SOUTH to EDINBORO SOUTH to VENANGO JCT	35022 - Easements - Trans. Lines	Easements	\$31.21	\$18.44	\$12.77
PELE Pennsylvania Electric	PELE - TL 115KV	ERIE SOUTH to EDINBORO SOUTH to VENANGO JCT	35022 - Easements - Trans. Lines	Easements	\$130.06	\$39.28	\$90.78
PELE Pennsylvania Electric	PELE - TL 115KV	ERIE SOUTH to EDINBORO SOUTH to VENANGO JCT	35022 - Easements - Trans. Lines	Easements	\$267.04	\$154.14	\$112.91
PELE Pennsylvania Electric	PELE - TL 115KV	ERIE SOUTH to EDINBORO SOUTH to VENANGO JCT	35022 - Easements - Trans. Lines	Easements	\$375.32	\$175.50	\$199.83
PELE Pennsylvania Electric	PELE - TL 115KV	ERIE SOUTH to EDINBORO SOUTH to VENANGO JCT	35022 - Easements - Trans. Lines	Easements	\$23,146.01	\$10,075.95	\$13,070.64
PELE Pennsylvania Electric	PELE - TL 115KV	ERIE SOUTH to EDINBORO SOUTH to VENANGO JCT	35022 - Easements - Trans. Lines	Easements	\$33,620.89	\$16,872.13	\$16,749.73
PELE Pennsylvania Electric	PELE - TL 115KV	ERIE SOUTH to EDINBORO SOUTH to VENANGO JCT	35022 - Easements - Trans. Lines	Easements	\$40,281.35	\$32,990.43	\$7,292.83
		ERIE SOUTH to EDINBORO SOUTH to VENANGO JCT Total			\$97,851.88	\$60,325.87	\$37,529.50

Company	Major Location	Asset Location	Utility Account	Asset Retirement Unit	Book Cost	Allocated Reserve	Net Book Value
PELE Pennsylvania Electric	PELE - TL 230KV	ERIE SOUTH to ERIE EAST	35022 - Easements - Trans. Lines	Easements	\$101,851.35	\$53,559.93	\$48,294.52
		ERIE SOUTH to ERIE EAST Total			\$101,851.35	\$53,559.93	\$48,294.52
PELE Pennsylvania Electric	PELE - TL 345KV	ERIE SOUTH to ERIE WEST	35022 - Easements - Trans. Lines	Easements	\$657.60	\$181.14	\$476.47
PELE Pennsylvania Electric	PELE - TL 345KV	ERIE SOUTH to ERIE WEST	35022 - Easements - Trans. Lines	Easements	\$68,198.70	\$36,709.52	\$31,491.30
PELE Pennsylvania Electric	PELE - TL 345KV	ERIE SOUTH to ERIE WEST	35022 - Easements - Trans. Lines	Easements	\$233,592.32	\$114,505.67	\$119,093.27
		ERIE SOUTH to ERIE WEST Total			\$302,448.62	\$151,396.33	\$151,061.04
PELE Pennsylvania Electric	PELE - TL 115KV	ERIE SOUTH to FRENCH ROAD NO.1	35022 - Easements - Trans. Lines	Easements	\$104.10	\$54.74	\$49.36
PELE Pennsylvania Electric	PELE - TL 115KV	ERIE SOUTH to FRENCH ROAD NO.1	35022 - Easements - Trans. Lines	Easements	\$284.89	\$118.15	\$166.75
PELE Pennsylvania Electric	PELE - TL 115KV	ERIE SOUTH to FRENCH ROAD NO.1	35022 - Easements - Trans. Lines	Easements	\$857.52	\$461.58	\$395.97
PELE Pennsylvania Electric	PELE - TL 115KV	ERIE SOUTH to FRENCH ROAD NO.1	35022 - Easements - Trans. Lines	Easements	\$8,403.78	\$6,882.70	\$1,521.48
		ERIE SOUTH to FRENCH ROAD NO.1 Total			\$9,650.29	\$7,517.17	\$2,133.55
PELE Pennsylvania Electric	PELE - TL 115KV	ERIE SOUTH to FRENCH ROAD NO.2	35022 - Easements - Trans. Lines	Easements	\$767.31	\$318.23	\$449.10
PELE Pennsylvania Electric	PELE - TL 115KV	ERIE SOUTH to FRENCH ROAD NO.2	35022 - Easements - Trans. Lines	Easements	\$1,538.91	\$809.26	\$729.70
		ERIE SOUTH to FRENCH ROAD NO.2 Total			\$2,306.22	\$1,127.49	\$1,178.80
PELE Pennsylvania Electric	PELE - TL 115KV	ERIE SOUTH to GORE JUNCTION	35022 - Easements - Trans. Lines	Easements	\$48.13	\$23.59	\$24.54
PELE Pennsylvania Electric	PELE - TL 115KV	ERIE SOUTH to GORE JUNCTION	35022 - Easements - Trans. Lines	Easements	\$27,945.93	\$16,509.98	\$11,436.90
PELE Pennsylvania Electric	PELE - TL 115KV	ERIE SOUTH to GORE JUNCTION	35022 - Easements - Trans. Lines	Easements	\$81,218.95	\$43,717.97	\$37,503.51
		ERIE SOUTH to GORE JUNCTION Total			\$109,213.01	\$60,251.54	\$48,964.95
PELE Pennsylvania Electric	PELE - TL 115KV	ERIE SOUTH to UNION CITY	35022 - Easements - Trans. Lines	Easements	\$75.00	\$43.29	\$31.71
PELE Pennsylvania Electric	PELE - TL 115KV	ERIE SOUTH to UNION CITY	35022 - Easements - Trans. Lines	Easements	\$77.78	\$55.36	\$22.42
PELE Pennsylvania Electric	PELE - TL 115KV	ERIE SOUTH to UNION CITY	35022 - Easements - Trans. Lines	Easements	\$342.24	\$156.28	\$185.97
PELE Pennsylvania Electric	PELE - TL 115KV	ERIE SOUTH to UNION CITY	35022 - Easements - Trans. Lines	Easements	\$662.00	\$194.07	\$467.94
PELE Pennsylvania Electric	PELE - TL 115KV	ERIE SOUTH to UNION CITY	35022 - Easements - Trans. Lines	Easements	\$286.18	\$208.50	\$77.69
PELE Pennsylvania Electric	PELE - TL 115KV	ERIE SOUTH to UNION CITY	35022 - Easements - Trans. Lines	Easements	\$497.28	\$232.53	\$264.76
PELE Pennsylvania Electric	PELE - TL 115KV	ERIE SOUTH to UNION CITY	35022 - Easements - Trans. Lines	Easements	\$451.50	\$273.01	\$178.51
PELE Pennsylvania Electric	PELE - TL 115KV	ERIE SOUTH to UNION CITY	35022 - Easements - Trans. Lines	Easements	\$613.55	\$407.19	\$206.38
PELE Pennsylvania Electric	PELE - TL 115KV	ERIE SOUTH to UNION CITY	35022 - Easements - Trans. Lines	Easements	\$4,131.83	\$2,122.61	\$2,009.34
PELE Pennsylvania Electric	PELE - TL 115KV	ERIE SOUTH to UNION CITY	35022 - Easements - Trans. Lines	Easements	\$6,161.66	\$3,240.19	\$2,921.66
PELE Pennsylvania Electric	PELE - TL 115KV	ERIE SOUTH to UNION CITY	35022 - Easements - Trans. Lines	Easements	\$12,638.08	\$8,194.33	\$4,444.22
PELE Pennsylvania Electric	PELE - TL 115KV	ERIE SOUTH to UNION CITY	35022 - Easements - Trans. Lines	Easements	\$14,862.37	\$12,172.28	\$2,690.79
		ERIE SOUTH to UNION CITY Total			\$40,799.47	\$27,299.64	\$13,501.41
PELE Pennsylvania Electric	PELE - TL 115KV	ERIE WEST to FAIRVIEW EAST	35022 - Easements - Trans. Lines	Easements	\$719.55	\$466.55	\$253.03
PELE Pennsylvania Electric	PELE - TL 115KV	ERIE WEST to FAIRVIEW EAST	35022 - Easements - Trans. Lines	Easements	\$12,030.57	\$3,313.85	\$8,716.91
PELE Pennsylvania Electric	PELE - TL 115KV	ERIE WEST to FAIRVIEW EAST	35022 - Easements - Trans. Lines	Easements	\$55,719.98	\$24,256.10	\$31,465.28
PELE Pennsylvania Electric	PELE - TL 115KV	ERIE WEST to FAIRVIEW EAST	35022 - Easements - Trans. Lines	Easements	\$92,890.36	\$50,000.38	\$42,892.87
		ERIE WEST to FAIRVIEW EAST Total			\$161,360.46	\$78,036.88	\$83,328.09
PELE Pennsylvania Electric	PELE - TL 345KV	ERIE WEST to OHIO CEI	35022 - Easements - Trans. Lines	Easements	\$3,053.10	\$840.98	\$2,212.17
		ERIE WEST to OHIO CEI Total			\$3,053.10	\$840.98	\$2,212.17
PELE Pennsylvania Electric	PELE - TL 115KV	ERIE WEST to SPRINGBORO	35022 - Easements - Trans. Lines	Easements	\$6,951.18	\$2,882.88	\$4,068.47
PELE Pennsylvania Electric	PELE - TL 115KV	ERIE WEST to SPRINGBORO	35022 - Easements - Trans. Lines	Easements	\$94,416.70	\$41,101.62	\$53,317.46
		ERIE WEST to SPRINGBORO Total			\$101,367.88	\$43,984.50	\$57,385.92
PELE Pennsylvania Electric	PELE - TL 115KV	FARMERS VALLEY to POTTER TAP-GOLD	35022 - Easements - Trans. Lines	Easements	\$990.19	\$612.83	\$377.40
PELE Pennsylvania Electric	PELE - TL 115KV	FARMERS VALLEY to POTTER TAP-GOLD	35022 - Easements - Trans. Lines	Easements	\$1,311.81	\$689.83	\$622.02
PELE Pennsylvania Electric	PELE - TL 115KV	FARMERS VALLEY to POTTER TAP-GOLD	35022 - Easements - Trans. Lines	Easements	\$150,136.69	\$95,107.17	\$55,035.02
		FARMERS VALLEY to POTTER TAP-GOLD Total			\$152,438.69	\$96,409.83	\$56,034.43
PELE Pennsylvania Electric	PELE - TL 115KV	FARMERS VALLEY to RIDGWAY	35022 - Easements - Trans. Lines	Easements	\$447.30	\$276.84	\$170.48
PELE Pennsylvania Electric	PELE - TL 115KV	FARMERS VALLEY to RIDGWAY	35022 - Easements - Trans. Lines	Easements	\$741.03	\$292.56	\$448.49

Company	Major Location	Asset Location	Utility Account	Asset Retirement Unit	Book Cost	Allocated Reserve	Net Book Value
PELE Pennsylvania Electric	PELE - TL 115KV	FARMERS VALLEY to RIDGWAY	35022 - Easements - Trans. Lines	Easements	\$65,586.47	\$42,525.24	\$23,063.69
		FARMERS VALLEY to RIDGWAY Total			\$66,774.80	\$43,094.64	\$23,682.65
PELE Pennsylvania Electric	PELE - TL 230KV	FOREST to ELKO to WEST PENN PC	35022 - Easements - Trans. Lines	Easements	\$1,278.00	\$420.44	\$857.58
PELE Pennsylvania Electric	PELE - TL 230KV	FOREST to ELKO to WEST PENN PC	35022 - Easements - Trans. Lines	Easements	\$16,947.44	\$10,012.26	\$6,935.76
		FOREST to ELKO to WEST PENN PC Total			\$18,225.44	\$10,432.70	\$7,793.34
PELE Pennsylvania Electric	PELE - TL 115KV	FOREST to RIDGEWAY	35022 - Easements - Trans. Lines	Easements	\$1,152.54	\$943.93	\$208.66
		FOREST to RIDGEWAY Total			\$1,152.54	\$943.93	\$208.66
PELE Pennsylvania Electric	PELE - TL 115KV	GARMAN to SPANGLER	35022 - Easements - Trans. Lines	Easements	\$693.48	\$197.15	\$496.34
PELE Pennsylvania Electric	PELE - TL 115KV	GARMAN to SPANGLER	35022 - Easements - Trans. Lines	Easements	\$59,338.01	\$21,714.20	\$37,625.06
		GARMAN to SPANGLER Total			\$60,031.49	\$21,911.35	\$38,121.41
PELE Pennsylvania Electric	PELE - TL 115KV	GARMAN to WESTOVER SOUTH to MADERA	35022 - Easements - Trans. Lines	Easements	\$5.00	\$3.24	\$1.76
PELE Pennsylvania Electric	PELE - TL 115KV	GARMAN to WESTOVER SOUTH to MADERA	35022 - Easements - Trans. Lines	Easements	\$12.32	\$7.28	\$5.04
PELE Pennsylvania Electric	PELE - TL 115KV	GARMAN to WESTOVER SOUTH to MADERA	35022 - Easements - Trans. Lines	Easements	\$282.54	\$80.32	\$202.22
PELE Pennsylvania Electric	PELE - TL 115KV	GARMAN to WESTOVER SOUTH to MADERA	35022 - Easements - Trans. Lines	Easements	\$320.68	\$250.61	\$70.08
PELE Pennsylvania Electric	PELE - TL 115KV	GARMAN to WESTOVER SOUTH to MADERA	35022 - Easements - Trans. Lines	Easements	\$474.98	\$261.69	\$213.31
PELE Pennsylvania Electric	PELE - TL 115KV	GARMAN to WESTOVER SOUTH to MADERA	35022 - Easements - Trans. Lines	Easements	\$553.53	\$312.15	\$241.40
PELE Pennsylvania Electric	PELE - TL 115KV	GARMAN to WESTOVER SOUTH to MADERA	35022 - Easements - Trans. Lines	Easements	\$1,000.00	\$328.98	\$671.04
PELE Pennsylvania Electric	PELE - TL 115KV	GARMAN to WESTOVER SOUTH to MADERA	35022 - Easements - Trans. Lines	Easements	\$738.34	\$361.93	\$376.43
PELE Pennsylvania Electric	PELE - TL 115KV	GARMAN to WESTOVER SOUTH to MADERA	35022 - Easements - Trans. Lines	Easements	\$803.00	\$585.03	\$218.00
PELE Pennsylvania Electric	PELE - TL 115KV	GARMAN to WESTOVER SOUTH to MADERA	35022 - Easements - Trans. Lines	Easements	\$2,060.64	\$813.54	\$1,247.15
PELE Pennsylvania Electric	PELE - TL 115KV	GARMAN to WESTOVER SOUTH to MADERA	35022 - Easements - Trans. Lines	Easements	\$41,092.51	\$33,654.77	\$7,439.68
		GARMAN to WESTOVER SOUTH to MADERA Total			\$47,343.54	\$36,659.54	\$10,686.12
PELE Pennsylvania Electric	PELE - TL 115KV	GENEVA to MORGAN STREET	35022 - Easements - Trans. Lines	Easements	\$6,612.23	\$5,415.42	\$1,197.12
PELE Pennsylvania Electric	PELE - TL 115KV	GENEVA to MORGAN STREET	35022 - Easements - Trans. Lines	Easements	\$28,493.34	\$13,011.38	\$15,482.71
		GENEVA to MORGAN STREET Total			\$35,105.57	\$18,426.80	\$16,679.83
PELE Pennsylvania Electric	PELE - TL 230KV	GLADE TAP to LEWIS RUN	35022 - Easements - Trans. Lines	Easements	\$13,111.95	\$3,727.63	\$9,384.54
		GLADE TAP to LEWIS RUN Total			\$13,111.95	\$3,727.63	\$9,384.54
PELE Pennsylvania Electric	PELE - TL 230KV	GLADE to ERIE SOUTH	35022 - Easements - Trans. Lines	Easements	\$26.98	\$18.33	\$8.65
PELE Pennsylvania Electric	PELE - TL 230KV	GLADE to ERIE SOUTH	35022 - Easements - Trans. Lines	Easements	\$100.08	\$50.22	\$49.86
PELE Pennsylvania Electric	PELE - TL 230KV	GLADE to ERIE SOUTH	35022 - Easements - Trans. Lines	Easements	\$188.63	\$134.26	\$54.38
PELE Pennsylvania Electric	PELE - TL 230KV	GLADE to ERIE SOUTH	35022 - Easements - Trans. Lines	Easements	\$443.25	\$308.20	\$135.07
PELE Pennsylvania Electric	PELE - TL 230KV	GLADE to ERIE SOUTH	35022 - Easements - Trans. Lines	Easements	\$476.76	\$355.56	\$121.22
PELE Pennsylvania Electric	PELE - TL 230KV	GLADE to ERIE SOUTH	35022 - Easements - Trans. Lines	Easements	\$1,285.12	\$675.80	\$609.36
PELE Pennsylvania Electric	PELE - TL 230KV	GLADE to ERIE SOUTH	35022 - Easements - Trans. Lines	Easements	\$1,775.05	\$830.03	\$945.07
PELE Pennsylvania Electric	PELE - TL 230KV	GLADE to ERIE SOUTH	35022 - Easements - Trans. Lines	Easements	\$2,015.80	\$1,468.62	\$547.26
PELE Pennsylvania Electric	PELE - TL 230KV	GLADE to ERIE SOUTH	35022 - Easements - Trans. Lines	Easements	\$7,237.50	\$4,275.79	\$2,961.96
PELE Pennsylvania Electric	PELE - TL 230KV	GLADE to ERIE SOUTH	35022 - Easements - Trans. Lines	Easements	\$14,375.28	\$6,564.42	\$7,811.24
PELE Pennsylvania Electric	PELE - TL 230KV	GLADE to ERIE SOUTH	35022 - Easements - Trans. Lines	Easements	\$19,667.79	\$11,352.32	\$8,316.13
PELE Pennsylvania Electric	PELE - TL 230KV	GLADE to ERIE SOUTH	35022 - Easements - Trans. Lines	Easements	\$39,474.03	\$32,329.23	\$7,146.67
PELE Pennsylvania Electric	PELE - TL 230KV	GLADE to ERIE SOUTH	35022 - Easements - Trans. Lines	Easements	\$88,363.52	\$49,831.08	\$38,535.32
		GLADE to ERIE SOUTH Total			\$175,429.79	\$108,193.86	\$67,242.18
PELE Pennsylvania Electric	PELE - TL 230KV	GLADE to FOREST	35022 - Easements - Trans. Lines	Easements	\$15.58	\$10.58	\$5.00
PELE Pennsylvania Electric	PELE - TL 230KV	GLADE to FOREST	35022 - Easements - Trans. Lines	Easements	\$57.78	\$29.00	\$28.78
PELE Pennsylvania Electric	PELE - TL 230KV	GLADE to FOREST	35022 - Easements - Trans. Lines	Easements	\$108.90	\$77.51	\$31.39
PELE Pennsylvania Electric	PELE - TL 230KV	GLADE to FOREST	35022 - Easements - Trans. Lines	Easements	\$255.88	\$177.92	\$77.97
PELE Pennsylvania Electric	PELE - TL 230KV	GLADE to FOREST	35022 - Easements - Trans. Lines	Easements	\$275.22	\$205.25	\$69.98
PELE Pennsylvania Electric	PELE - TL 230KV	GLADE to FOREST	35022 - Easements - Trans. Lines	Easements	\$741.88	\$390.13	\$351.77

Company	Major Location	Asset Location	Utility Account	Asset Retirement Unit	Book Cost	Allocated Reserve	Net Book Value
PELE Pennsylvania Electric	PELE - TL 230KV	GLADE to FOREST	35022 - Easements - Trans. Lines	Easements	\$1,024.71	\$479.17	\$545.57
PELE Pennsylvania Electric	PELE - TL 230KV	GLADE to FOREST	35022 - Easements - Trans. Lines	Easements	\$1,163.70	\$847.82	\$315.93
PELE Pennsylvania Electric	PELE - TL 230KV	GLADE to FOREST	35022 - Easements - Trans. Lines	Easements	\$4,178.12	\$2,468.36	\$1,709.90
PELE Pennsylvania Electric	PELE - TL 230KV	GLADE to FOREST	35022 - Easements - Trans. Lines	Easements	\$8,298.66	\$3,789.55	\$4,509.33
PELE Pennsylvania Electric	PELE - TL 230KV	GLADE to FOREST	35022 - Easements - Trans. Lines	Easements	\$92,455.00	\$3,895.87	\$88,559.36
PELE Pennsylvania Electric	PELE - TL 230KV	GLADE to FOREST	35022 - Easements - Trans. Lines	Easements	\$11,353.96	\$6,553.55	\$4,800.79
PELE Pennsylvania Electric	PELE - TL 230KV	GLADE to FOREST	35022 - Easements - Trans. Lines	Easements	\$22,787.84	\$18,663.24	\$4,125.68
PELE Pennsylvania Electric	PELE - TL 230KV	GLADE to FOREST	35022 - Easements - Trans. Lines	Easements	\$51,011.12	\$28,766.84	\$22,245.94
		GLADE to FOREST Total			\$193,728.35	\$66,354.79	\$127,377.39
PELE Pennsylvania Electric	PELE - TL 115KV	GLORY to GARMAN	35022 - Easements - Trans. Lines	Easements	\$3,987.40	\$992.64	\$2,994.82
		GLORY to GARMAN Total			\$3,987.40	\$992.64	\$2,994.82
PELE Pennsylvania Electric	PELE - TL 115KV	GORE JUNCTION to FAIRVIEW EAST	35022 - Easements - Trans. Lines	Easements	\$1,374.25	\$657.98	\$716.31
PELE Pennsylvania Electric	PELE - TL 115KV	GORE JUNCTION to FAIRVIEW EAST	35022 - Easements - Trans. Lines	Easements	\$6,776.39	\$3,563.46	\$3,213.14
PELE Pennsylvania Electric	PELE - TL 115KV	GORE JUNCTION to FAIRVIEW EAST	35022 - Easements - Trans. Lines	Easements	\$57,279.09	\$30,831.79	\$26,449.08
		GORE JUNCTION to FAIRVIEW EAST Total			\$65,429.73	\$35,053.23	\$30,378.53
PELE Pennsylvania Electric	PELE - TL 115KV	GORE JUNCTION to ROLLING MEADOWS	35022 - Easements - Trans. Lines	Easements	\$114.00	\$58.56	\$55.44
PELE Pennsylvania Electric	PELE - TL 115KV	GORE JUNCTION to ROLLING MEADOWS	35022 - Easements - Trans. Lines	Easements	\$13,610.81	\$7,326.33	\$6,284.90
		GORE JUNCTION to ROLLING MEADOWS Total			\$13,724.81	\$7,384.89	\$6,340.35
PELE Pennsylvania Electric	PELE - TL 115KV	GOUDEY-NYSEG to TIFFANY to LENOX	35022 - Easements - Trans. Lines	Easements	\$32.49	\$18.75	\$13.74
PELE Pennsylvania Electric	PELE - TL 115KV	GOUDEY-NYSEG to TIFFANY to LENOX	35022 - Easements - Trans. Lines	Easements	\$29.33	\$21.37	\$7.96
PELE Pennsylvania Electric	PELE - TL 115KV	GOUDEY-NYSEG to TIFFANY to LENOX	35022 - Easements - Trans. Lines	Easements	\$49.66	\$32.96	\$16.70
PELE Pennsylvania Electric	PELE - TL 115KV	GOUDEY-NYSEG to TIFFANY to LENOX	35022 - Easements - Trans. Lines	Easements	\$107.71	\$65.13	\$42.58
PELE Pennsylvania Electric	PELE - TL 115KV	GOUDEY-NYSEG to TIFFANY to LENOX	35022 - Easements - Trans. Lines	Easements	\$148.06	\$96.00	\$52.07
PELE Pennsylvania Electric	PELE - TL 115KV	GOUDEY-NYSEG to TIFFANY to LENOX	35022 - Easements - Trans. Lines	Easements	\$294.47	\$186.54	\$107.94
PELE Pennsylvania Electric	PELE - TL 115KV	GOUDEY-NYSEG to TIFFANY to LENOX	35022 - Easements - Trans. Lines	Easements	\$417.61	\$258.46	\$159.16
PELE Pennsylvania Electric	PELE - TL 115KV	GOUDEY-NYSEG to TIFFANY to LENOX	35022 - Easements - Trans. Lines	Easements	\$500.00	\$275.48	\$224.54
PELE Pennsylvania Electric	PELE - TL 115KV	GOUDEY-NYSEG to TIFFANY to LENOX	35022 - Easements - Trans. Lines	Easements	\$1,989.10	\$1,021.84	\$967.32
PELE Pennsylvania Electric	PELE - TL 115KV	GOUDEY-NYSEG to TIFFANY to LENOX	35022 - Easements - Trans. Lines	Easements	\$116,474.14	\$95,392.32	\$21,087.33
		GOUDEY-NYSEG to TIFFANY to LENOX Total			\$120,042.57	\$97,368.85	\$22,679.35
PELE Pennsylvania Electric	PELE - TL 115KV	GRANDVIEW to TITUSVILLE	35022 - Easements - Trans. Lines	Easements	\$21.63	\$8.97	\$12.66
PELE Pennsylvania Electric	PELE - TL 115KV	GRANDVIEW to TITUSVILLE	35022 - Easements - Trans. Lines	Easements	\$97.16	\$66.00	\$31.16
PELE Pennsylvania Electric	PELE - TL 115KV	GRANDVIEW to TITUSVILLE	35022 - Easements - Trans. Lines	Easements	\$213.71	\$95.29	\$118.43
PELE Pennsylvania Electric	PELE - TL 115KV	GRANDVIEW to TITUSVILLE	35022 - Easements - Trans. Lines	Easements	\$158.36	\$95.76	\$62.61
PELE Pennsylvania Electric	PELE - TL 115KV	GRANDVIEW to TITUSVILLE	35022 - Easements - Trans. Lines	Easements	\$211.18	\$130.70	\$80.49
PELE Pennsylvania Electric	PELE - TL 115KV	GRANDVIEW to TITUSVILLE	35022 - Easements - Trans. Lines	Easements	\$8,541.74	\$6,995.69	\$1,546.45
		GRANDVIEW to TITUSVILLE Total			\$9,243.78	\$7,392.41	\$1,851.80
PELE Pennsylvania Electric	PELE - TL 115KV	HILLCLAY JUNCTION to RACHEL HILL	35022 - Easements - Trans. Lines	Easements	\$520.88	\$210.79	\$310.10
PELE Pennsylvania Electric	PELE - TL 115KV	HILLCLAY JUNCTION to RACHEL HILL	35022 - Easements - Trans. Lines	Easements	\$1,502.56	\$790.14	\$712.47
PELE Pennsylvania Electric	PELE - TL 115KV	HILLCLAY JUNCTION to RACHEL HILL	35022 - Easements - Trans. Lines	Easements	\$16,563.84	\$10,015.82	\$6,548.60
		HILLCLAY JUNCTION to RACHEL HILL Total			\$18,587.28	\$11,016.75	\$7,571.17
PELE Pennsylvania Electric	PELE - TL 115KV	HILLTOP to HILLELAY JCT to CLAYSBURG	35022 - Easements - Trans. Lines	Easements	\$91.49	\$19.51	\$71.98
PELE Pennsylvania Electric	PELE - TL 115KV	HILLTOP to HILLELAY JCT to CLAYSBURG	35022 - Easements - Trans. Lines	Easements	\$129.55	\$73.06	\$56.49
PELE Pennsylvania Electric	PELE - TL 115KV	HILLTOP to HILLELAY JCT to CLAYSBURG	35022 - Easements - Trans. Lines	Easements	\$41,677.93	\$28,311.86	\$13,367.71
		HILLTOP to HILLELAY JCT to CLAYSBURG Total			\$41,898.97	\$28,404.43	\$13,496.18
PELE Pennsylvania Electric	PELE - TL 115KV	HILLTOP to REEDER STREET	35022 - Easements - Trans. Lines	Easements	\$5,480.08	\$2,623.81	\$2,856.42
		HILLTOP to REEDER STREET Total			\$5,480.08	\$2,623.81	\$2,856.42
PELE Pennsylvania Electric	PELE - TL 230KV	HOMER CITY to HOOVERSVILLE	35022 - Easements - Trans. Lines	Easements	\$365,775.34	\$140,841.78	\$224,941.70

Company	Major Location	Asset Location	Utility Account	Asset Retirement Unit	Book Cost	Allocated Reserve	Net Book Value
		HOMER CITY to HOOVERSVILLE Total			\$365,775.34	\$140,841.78	\$224,941.70
PELE Pennsylvania Electric	PELE - TL 230KV	HOMER CITY to JOHNSTOWN	35022 - Easements - Trans. Lines	Easements	\$24,859.22	\$10,309.94	\$14,549.88
PELE Pennsylvania Electric	PELE - TL 230KV	HOMER CITY to JOHNSTOWN	35022 - Easements - Trans. Lines	Easements	\$91,855.80	\$43,979.62	\$47,878.72
		HOMER CITY to JOHNSTOWN Total			\$116,715.02	\$54,289.56	\$62,428.60
PELE Pennsylvania Electric	PELE - TL 230KV	HOMER CITY to SEWARD	35022 - Easements - Trans. Lines	Easements	\$32,279.63	\$14,052.02	\$18,228.42
PELE Pennsylvania Electric	PELE - TL 230KV	HOMER CITY to SEWARD	35022 - Easements - Trans. Lines	Easements	\$40,233.56	\$19,263.42	\$20,971.25
		HOMER CITY to SEWARD Total			\$72,513.19	\$33,315.44	\$39,199.68
PELE Pennsylvania Electric	PELE - TL 345KV	HOMER CITY to WAYNE	35022 - Easements - Trans. Lines	Easements	\$948.53	\$383.86	\$564.69
PELE Pennsylvania Electric	PELE - TL 345KV	HOMER CITY to WAYNE	35022 - Easements - Trans. Lines	Easements	\$2,341.76	\$924.52	\$1,417.29
PELE Pennsylvania Electric	PELE - TL 345KV	HOMER CITY to WAYNE	35022 - Easements - Trans. Lines	Easements	\$10,300.51	\$3,482.50	\$6,818.21
PELE Pennsylvania Electric	PELE - TL 345KV	HOMER CITY to WAYNE	35022 - Easements - Trans. Lines	Easements	\$16,658.17	\$5,329.68	\$11,328.80
PELE Pennsylvania Electric	PELE - TL 345KV	HOMER CITY to WAYNE	35022 - Easements - Trans. Lines	Easements	\$20,188.84	\$9,666.21	\$10,523.19
PELE Pennsylvania Electric	PELE - TL 345KV	HOMER CITY to WAYNE	35022 - Easements - Trans. Lines	Easements	\$784,538.78	\$349,815.38	\$434,743.61
		HOMER CITY to WAYNE Total			\$834,976.59	\$369,602.15	\$465,395.80
PELE Pennsylvania Electric	PELE - TL 115KV	HOOVERSVILLE to CENTRAL CITY WEST	35022 - Easements - Trans. Lines	Easements	\$538.78	\$9.94	\$528.84
		HOOVERSVILLE to CENTRAL CITY WEST Total			\$538.78	\$9.94	\$528.84
PELE Pennsylvania Electric	PELE - TL 115KV	HOOVERSVILLE to RALPHTON	35022 - Easements - Trans. Lines	Easements	\$36,393.30	\$13,663.29	\$22,730.80
PELE Pennsylvania Electric	PELE - TL 115KV	HOOVERSVILLE to RALPHTON	35022 - Easements - Trans. Lines	Easements	\$102,086.43	\$36,399.85	\$65,688.68
		HOOVERSVILLE to RALPHTON Total			\$138,479.73	\$50,063.14	\$88,419.48
PELE Pennsylvania Electric	PELE - TL 115KV	HOOVERSVILLE to SOMERSET	35022 - Easements - Trans. Lines	Easements	\$44.54	\$29.56	\$14.98
PELE Pennsylvania Electric	PELE - TL 115KV	HOOVERSVILLE to SOMERSET	35022 - Easements - Trans. Lines	Easements	\$68.96	\$37.99	\$30.97
PELE Pennsylvania Electric	PELE - TL 115KV	HOOVERSVILLE to SOMERSET	35022 - Easements - Trans. Lines	Easements	\$69.64	\$39.27	\$30.37
PELE Pennsylvania Electric	PELE - TL 115KV	HOOVERSVILLE to SOMERSET	35022 - Easements - Trans. Lines	Easements	\$95.21	\$54.96	\$40.25
PELE Pennsylvania Electric	PELE - TL 115KV	HOOVERSVILLE to SOMERSET	35022 - Easements - Trans. Lines	Easements	\$524.73	\$251.24	\$273.50
PELE Pennsylvania Electric	PELE - TL 115KV	HOOVERSVILLE to SOMERSET	35022 - Easements - Trans. Lines	Easements	\$509.37	\$300.93	\$208.46
PELE Pennsylvania Electric	PELE - TL 115KV	HOOVERSVILLE to SOMERSET	35022 - Easements - Trans. Lines	Easements	\$1,454.01	\$632.96	\$821.09
PELE Pennsylvania Electric	PELE - TL 115KV	HOOVERSVILLE to SOMERSET	35022 - Easements - Trans. Lines	Easements	\$1,881.39	\$799.48	\$1,081.96
PELE Pennsylvania Electric	PELE - TL 115KV	HOOVERSVILLE to SOMERSET	35022 - Easements - Trans. Lines	Easements	\$31,684.59	\$25,949.68	\$5,736.41
		HOOVERSVILLE to SOMERSET Total			\$36,332.44	\$28,096.07	\$8,237.99
PELE Pennsylvania Electric	PELE - TL 230KV	JOHNSTOWN SUB to BETH STEEL ARC FURN	35022 - Easements - Trans. Lines	Easements	\$1,374.79	\$452.28	\$922.54
		JOHNSTOWN SUB to BETH STEEL ARC FURN Total			\$1,374.79	\$452.28	\$922.54
PELE Pennsylvania Electric	PELE - TL 230KV	JOHNSTOWN to ALTOONA	35022 - Easements - Trans. Lines	Easements	\$2,199.51	\$957.49	\$1,242.08
PELE Pennsylvania Electric	PELE - TL 230KV	JOHNSTOWN to ALTOONA	35022 - Easements - Trans. Lines	Easements	\$3,645.00	\$1,664.48	\$1,980.62
PELE Pennsylvania Electric	PELE - TL 230KV	JOHNSTOWN to ALTOONA	35022 - Easements - Trans. Lines	Easements	\$9,924.45	\$3,821.41	\$6,103.26
PELE Pennsylvania Electric	PELE - TL 230KV	JOHNSTOWN to ALTOONA	35022 - Easements - Trans. Lines	Easements	\$8,095.82	\$3,968.53	\$4,127.52
PELE Pennsylvania Electric	PELE - TL 230KV	JOHNSTOWN to ALTOONA	35022 - Easements - Trans. Lines	Easements	\$256,945.74	\$123,023.01	\$133,929.84
		JOHNSTOWN to ALTOONA Total			\$280,810.52	\$133,434.92	\$147,383.31
PELE Pennsylvania Electric	PELE - TL 115KV	JOHNSTOWN to BON AIR	35022 - Easements - Trans. Lines	Easements	\$2,785.50	\$1,464.79	\$1,320.79
PELE Pennsylvania Electric	PELE - TL 115KV	JOHNSTOWN to BON AIR	35022 - Easements - Trans. Lines	Easements	\$19,320.39	\$8,410.58	\$10,910.30
		JOHNSTOWN to BON AIR Total			\$22,105.89	\$9,875.37	\$12,231.09
PELE Pennsylvania Electric	PELE - TL 115KV	JOHNSTOWN to CAMBRIA SLOPE	35022 - Easements - Trans. Lines	Easements	\$177,811.47	\$63,400.30	\$114,414.83
		JOHNSTOWN to CAMBRIA SLOPE Total			\$177,811.47	\$63,400.30	\$114,414.83
PELE Pennsylvania Electric	PELE - TL 115KV	JOHNSTOWN to PROSPECT	35022 - Easements - Trans. Lines	Easements	\$12,541.10	\$6,594.91	\$5,946.57
		JOHNSTOWN to PROSPECT Total			\$12,541.10	\$6,594.91	\$5,946.57
PELE Pennsylvania Electric	PELE - TL 500KV	KEYSTONE to CONEMAUGH	35022 - Easements - Trans. Lines	Easements	\$13,980.75	\$5,798.28	\$8,182.81
PELE Pennsylvania Electric	PELE - TL 500KV	KEYSTONE to CONEMAUGH	35022 - Easements - Trans. Lines	Easements	\$34,450.53	\$16,109.43	\$18,342.03
PELE Pennsylvania Electric	PELE - TL 500KV	KEYSTONE to CONEMAUGH	35022 - Easements - Trans. Lines	Easements	\$209,550.28	\$93,435.67	\$116,120.01

Company	Major Location	Asset Location	Utility Account	Asset Retirement Unit	Book Cost	Allocated Reserve	Net Book Value
		KEYSTONE to CONEMAUGH Total			\$257,981.56	\$115,343.38	\$142,644.85
PELE Pennsylvania Electric	PELE - TL 500KV	KEYSTONE to CORRIDOR	35022 - Easements - Trans. Lines	Easements	\$19,700.36	\$9,886.33	\$9,814.60
		KEYSTONE to CORRIDOR Total			\$19,700.36	\$9,886.33	\$9,814.60
PELE Pennsylvania Electric	PELE - TL 230KV	KEYSTONE to HOMER CITY	35022 - Easements - Trans. Lines	Easements	\$81,239.36	\$38,896.58	\$42,345.03
		KEYSTONE to HOMER CITY Total			\$81,239.36	\$38,896.58	\$42,345.03
PELE Pennsylvania Electric	PELE - TL 500KV	KEYSTONE to JUNIATA	35022 - Easements - Trans. Lines	Easements	\$36.17	\$1.52	\$34.65
PELE Pennsylvania Electric	PELE - TL 500KV	KEYSTONE to JUNIATA	35022 - Easements - Trans. Lines	Easements	\$183.22	\$89.81	\$93.42
PELE Pennsylvania Electric	PELE - TL 500KV	KEYSTONE to JUNIATA	35022 - Easements - Trans. Lines	Easements	\$579,037.33	\$270,763.95	\$308,289.03
		KEYSTONE to JUNIATA Total			\$579,256.72	\$270,855.28	\$308,417.09
PELE Pennsylvania Electric	PELE - TL 115KV	LEWIS RUN to FARMERS VALLEY	35022 - Easements - Trans. Lines	Easements	\$3.50	\$2.07	\$1.43
PELE Pennsylvania Electric	PELE - TL 115KV	LEWIS RUN to FARMERS VALLEY	35022 - Easements - Trans. Lines	Easements	\$392.96	\$221.60	\$171.37
PELE Pennsylvania Electric	PELE - TL 115KV	LEWIS RUN to FARMERS VALLEY	35022 - Easements - Trans. Lines	Easements	\$16,828.48	\$10,911.32	\$5,917.79
		LEWIS RUN to FARMERS VALLEY Total			\$17,224.94	\$11,134.99	\$6,090.59
PELE Pennsylvania Electric	PELE - TL 230KV	LEWISTOWN to JUNIATA to MIDDLETOWN JCT	35022 - Easements - Trans. Lines	Easements	\$565.80	\$342.13	\$223.69
PELE Pennsylvania Electric	PELE - TL 230KV	LEWISTOWN to JUNIATA to MIDDLETOWN JCT	35022 - Easements - Trans. Lines	Easements	\$106,760.01	\$69,221.53	\$37,542.48
		LEWISTOWN to JUNIATA to MIDDLETOWN JCT Total			\$107,325.81	\$69,563.66	\$37,766.17
PELE Pennsylvania Electric	PELE - TL 230KV	LEWISTOWN to YEAGERTOWN LY1	35022 - Easements - Trans. Lines	Easements	\$6,066.62	\$2,051.06	\$4,015.68
PELE Pennsylvania Electric	PELE - TL 230KV	LEWISTOWN to YEAGERTOWN LY1	35022 - Easements - Trans. Lines	Easements	\$33,696.77	\$18,138.06	\$15,559.76
PELE Pennsylvania Electric	PELE - TL 230KV	LEWISTOWN to YEAGERTOWN LY1	35022 - Easements - Trans. Lines	Easements	\$89,779.19	\$44,009.27	\$45,772.46
		LEWISTOWN to YEAGERTOWN LY1 Total			\$129,542.58	\$64,198.39	\$65,347.90
PELE Pennsylvania Electric	PELE - TL 115KV	LUCERNE to EDGEWOOD to SHELOCTA	35022 - Easements - Trans. Lines	Easements	\$37,472.22	\$18,804.86	\$18,668.45
		LUCERNE to EDGEWOOD to SHELOCTA Total			\$37,472.22	\$18,804.86	\$18,668.45
PELE Pennsylvania Electric	PELE - TL 115KV	MANSFIELD to SOUTH TROY to EAST TOWANDA	35022 - Easements - Trans. Lines	Easements	\$102.10	\$36.40	\$65.70
PELE Pennsylvania Electric	PELE - TL 115KV	MANSFIELD to SOUTH TROY to EAST TOWANDA	35022 - Easements - Trans. Lines	Easements	\$232.15	\$119.26	\$112.90
PELE Pennsylvania Electric	PELE - TL 115KV	MANSFIELD to SOUTH TROY to EAST TOWANDA	35022 - Easements - Trans. Lines	Easements	\$2,319.04	\$848.63	\$1,470.46
PELE Pennsylvania Electric	PELE - TL 115KV	MANSFIELD to SOUTH TROY to EAST TOWANDA	35022 - Easements - Trans. Lines	Easements	\$103,755.62	\$8,999.23	\$94,756.91
PELE Pennsylvania Electric	PELE - TL 115KV	MANSFIELD to SOUTH TROY to EAST TOWANDA	35022 - Easements - Trans. Lines	Easements	\$19,467.96	\$12,920.06	\$6,548.65
PELE Pennsylvania Electric	PELE - TL 115KV	MANSFIELD to SOUTH TROY to EAST TOWANDA	35022 - Easements - Trans. Lines	Easements	\$26,129.83	\$16,552.48	\$9,578.31
		MANSFIELD to SOUTH TROY to EAST TOWANDA Total			\$152,006.70	\$39,476.06	\$112,532.92
PELE Pennsylvania Electric	PELE - TL 115KV	NILES VALLEY to MANSVILLE	35022 - Easements - Trans. Lines	Easements	\$173.37	\$107.30	\$66.08
PELE Pennsylvania Electric	PELE - TL 115KV	NILES VALLEY to MANSVILLE	35022 - Easements - Trans. Lines	Easements	\$229.68	\$112.59	\$117.10
PELE Pennsylvania Electric	PELE - TL 115KV	NILES VALLEY to MANSVILLE	35022 - Easements - Trans. Lines	Easements	\$26,287.16	\$16,652.14	\$9,635.98
		NILES VALLEY to MANSVILLE Total			\$26,690.21	\$16,872.03	\$9,819.15
PELE Pennsylvania Electric	PELE - TL 115KV	NILES VALLEY to OSCEOLA	35022 - Easements - Trans. Lines	Easements	\$1,338.64	\$428.29	\$910.37
PELE Pennsylvania Electric	PELE - TL 115KV	NILES VALLEY to OSCEOLA	35022 - Easements - Trans. Lines	Easements	\$216,501.72	\$71,225.10	\$145,280.74
		NILES VALLEY to OSCEOLA Total			\$217,840.36	\$71,653.39	\$146,191.11
PELE Pennsylvania Electric	PELE - TL 115KV	NORTH MESHOPPEN to LENOX	35022 - Easements - Trans. Lines	Easements	\$89.45	\$44.89	\$44.56
PELE Pennsylvania Electric	PELE - TL 115KV	NORTH MESHOPPEN to LENOX	35022 - Easements - Trans. Lines	Easements	\$240.02	\$141.80	\$98.23
PELE Pennsylvania Electric	PELE - TL 115KV	NORTH MESHOPPEN to LENOX	35022 - Easements - Trans. Lines	Easements	\$35,214.12	\$21,794.22	\$13,421.16
		NORTH MESHOPPEN to LENOX Total			\$35,543.59	\$21,980.91	\$13,563.95
PELE Pennsylvania Electric	PELE - TL 115KV	NORTH MESHOPPEN to MEHOOPANY NO.1	35022 - Easements - Trans. Lines	Easements	\$148.79	\$58.74	\$90.05
PELE Pennsylvania Electric	PELE - TL 115KV	NORTH MESHOPPEN to MEHOOPANY NO.1	35022 - Easements - Trans. Lines	Easements	\$16,228.13	\$7,769.86	\$8,458.72
		NORTH MESHOPPEN to MEHOOPANY NO.1 Total			\$16,376.92	\$7,828.60	\$8,548.77
PELE Pennsylvania Electric	PELE - TL 115KV	NORTH MESHOPPEN to MEHOOPANY NO.2	35022 - Easements - Trans. Lines	Easements	\$16,228.13	\$7,769.86	\$8,458.72
		NORTH MESHOPPEN to MEHOOPANY NO.2 Total			\$16,228.13	\$7,769.86	\$8,458.72
PELE Pennsylvania Electric	PELE - TL 115KV	Osterburg East - Bedford 115KV Line	35022 - Easements - Trans. Lines	Easements	\$666,730.25	\$12,298.65	\$654,432.31
		Osterburg East - Bedford 115KV Line Total			\$666,730.25	\$12,298.65	\$654,432.31

Company	Major Location	Asset Location	Utility Account	Asset Retirement Unit	Book Cost	Allocated Reserve	Net Book Value
PELE Pennsylvania Electric	PELE - TL 46KV	PELE - TL 46KV	35022 - Easements - Trans. Lines	Easements	\$1.00	\$0.20	\$0.80
PELE Pennsylvania Electric	PELE - TL 46KV	PELE - TL 46KV	35022 - Easements - Trans. Lines	Easements	\$26.50	\$4.68	\$21.82
PELE Pennsylvania Electric	PELE - TL 46KV	PELE - TL 46KV	35022 - Easements - Trans. Lines	Easements	\$26.48	\$5.16	\$21.32
PELE Pennsylvania Electric	PELE - TL 46KV	PELE - TL 46KV	35022 - Easements - Trans. Lines	Easements	\$136.64	\$31.59	\$105.05
PELE Pennsylvania Electric	PELE - TL 46KV	PELE - TL 46KV	35022 - Easements - Trans. Lines	Easements	\$385.84	\$82.28	\$303.56
PELE Pennsylvania Electric	PELE - TL 46KV	PELE - TL 46KV	35022 - Easements - Trans. Lines	Easements	\$458.24	\$122.18	\$336.07
PELE Pennsylvania Electric	PELE - TL 46KV	PELE - TL 46KV	35022 - Easements - Trans. Lines	Easements	\$1,662.00	\$126.16	\$1,535.85
PELE Pennsylvania Electric	PELE - TL 46KV	PELE - TL 46KV	35022 - Easements - Trans. Lines	Easements	\$681.41	\$151.43	\$529.99
PELE Pennsylvania Electric	PELE - TL 46KV	PELE - TL 46KV	35022 - Easements - Trans. Lines	Easements	\$407.60	\$153.03	\$254.58
PELE Pennsylvania Electric	PELE - TL 46KV	PELE - TL 46KV	35022 - Easements - Trans. Lines	Easements	\$682.93	\$262.96	\$419.99
PELE Pennsylvania Electric	PELE - TL 46KV	PELE - TL 46KV	35022 - Easements - Trans. Lines	Easements	\$1,176.79	\$282.52	\$894.29
PELE Pennsylvania Electric	PELE - TL 46KV	PELE - TL 46KV	35022 - Easements - Trans. Lines	Easements	\$1,026.30	\$337.63	\$688.69
PELE Pennsylvania Electric	PELE - TL 46KV	PELE - TL 46KV	35022 - Easements - Trans. Lines	Easements	\$804.04	\$358.51	\$445.55
PELE Pennsylvania Electric	PELE - TL 46KV	PELE - TL 46KV	35022 - Easements - Trans. Lines	Easements	\$657.41	\$490.28	\$167.16
PELE Pennsylvania Electric	PELE - TL 46KV	PELE - TL 46KV	35022 - Easements - Trans. Lines	Easements	\$752.40	\$511.11	\$241.32
PELE Pennsylvania Electric	PELE - TL 46KV	PELE - TL 46KV	35022 - Easements - Trans. Lines	Easements	\$1,018.62	\$511.18	\$507.47
PELE Pennsylvania Electric	PELE - TL 46KV	PELE - TL 46KV	35022 - Easements - Trans. Lines	Easements	\$1,163.93	\$720.36	\$443.61
PELE Pennsylvania Electric	PELE - TL 46KV	PELE - TL 46KV	35022 - Easements - Trans. Lines	Easements	\$1,180.28	\$922.40	\$257.93
PELE Pennsylvania Electric	PELE - TL 46KV	PELE - TL 46KV	35022 - Easements - Trans. Lines	Easements	\$4,195.58	\$1,044.46	\$3,151.18
PELE Pennsylvania Electric	PELE - TL 46KV	PELE - TL 46KV	35022 - Easements - Trans. Lines	Easements	\$1,586.08	\$1,128.87	\$457.28
PELE Pennsylvania Electric	PELE - TL 46KV	PELE - TL 46KV	35022 - Easements - Trans. Lines	Easements	\$7,247.02	\$1,346.67	\$5,900.43
PELE Pennsylvania Electric	PELE - TL 46KV	PELE - TL 46KV	35022 - Easements - Trans. Lines	Easements	\$5,158.26	\$1,650.35	\$3,508.01
PELE Pennsylvania Electric	PELE - TL 46KV	PELE - TL 46KV	35022 - Easements - Trans. Lines	Easements	\$3,053.22	\$1,682.20	\$1,371.12
PELE Pennsylvania Electric	PELE - TL 46KV	PELE - TL 46KV	35022 - Easements - Trans. Lines	Easements	\$3,810.65	\$2,304.22	\$1,506.56
PELE Pennsylvania Electric	PELE - TL 46KV	PELE - TL 46KV	35022 - Easements - Trans. Lines	Easements	\$8,762.85	\$2,724.95	\$6,038.06
PELE Pennsylvania Electric	PELE - TL 46KV	PELE - TL 46KV	35022 - Easements - Trans. Lines	Easements	\$2,774.00	\$2,774.00	\$0.16
PELE Pennsylvania Electric	PELE - TL 46KV	PELE - TL 46KV	35022 - Easements - Trans. Lines	Easements	\$8,955.94	\$3,193.32	\$5,762.80
PELE Pennsylvania Electric	PELE - TL 46KV	PELE - TL 46KV	35022 - Easements - Trans. Lines	Easements	\$5,359.25	\$3,474.85	\$1,884.60
PELE Pennsylvania Electric	PELE - TL 46KV	PELE - TL 46KV	35022 - Easements - Trans. Lines	Easements	\$7,512.66	\$4,043.86	\$3,469.03
PELE Pennsylvania Electric	PELE - TL 46KV	PELE - TL 46KV	35022 - Easements - Trans. Lines	Easements	\$12,307.04	\$4,160.89	\$8,146.39
PELE Pennsylvania Electric	PELE - TL 46KV	PELE - TL 46KV	35022 - Easements - Trans. Lines	Easements	\$7,769.67	\$4,381.57	\$3,388.35
PELE Pennsylvania Electric	PELE - TL 46KV	PELE - TL 46KV	35022 - Easements - Trans. Lines	Easements	\$10,834.19	\$4,603.88	\$6,230.58
PELE Pennsylvania Electric	PELE - TL 46KV	PELE - TL 46KV	35022 - Easements - Trans. Lines	Easements	\$7,493.06	\$5,210.11	\$2,283.25
PELE Pennsylvania Electric	PELE - TL 46KV	PELE - TL 46KV	35022 - Easements - Trans. Lines	Easements	\$20,339.94	\$5,782.49	\$14,557.78
PELE Pennsylvania Electric	PELE - TL 46KV	PELE - TL 46KV	35022 - Easements - Trans. Lines	Easements	\$20,535.29	\$6,019.94	\$14,515.70
PELE Pennsylvania Electric	PELE - TL 46KV	PELE - TL 46KV	35022 - Easements - Trans. Lines	Easements	\$12,472.02	\$6,113.72	\$6,358.65
PELE Pennsylvania Electric	PELE - TL 46KV	PELE - TL 46KV	35022 - Easements - Trans. Lines	Easements	\$10,381.85	\$6,133.42	\$4,248.78
PELE Pennsylvania Electric	PELE - TL 46KV	PELE - TL 46KV	35022 - Easements - Trans. Lines	Easements	\$9,351.68	\$6,206.32	\$3,145.72
PELE Pennsylvania Electric	PELE - TL 46KV	PELE - TL 46KV	35022 - Easements - Trans. Lines	Easements	\$11,585.14	\$6,686.99	\$4,898.54
PELE Pennsylvania Electric	PELE - TL 46KV	PELE - TL 46KV	35022 - Easements - Trans. Lines	Easements	\$14,380.77	\$6,724.60	\$7,656.56
PELE Pennsylvania Electric	PELE - TL 46KV	PELE - TL 46KV	35022 - Easements - Trans. Lines	Easements	\$16,603.87	\$6,886.17	\$9,718.10
PELE Pennsylvania Electric	PELE - TL 46KV	PELE - TL 46KV	35022 - Easements - Trans. Lines	Easements	\$20,241.93	\$7,029.60	\$13,212.74
PELE Pennsylvania Electric	PELE - TL 46KV	PELE - TL 46KV	35022 - Easements - Trans. Lines	Easements	\$24,485.68	\$7,395.63	\$17,090.48
PELE Pennsylvania Electric	PELE - TL 46KV	PELE - TL 46KV	35022 - Easements - Trans. Lines	Easements	\$16,915.38	\$7,724.34	\$9,191.49
PELE Pennsylvania Electric	PELE - TL 46KV	PELE - TL 46KV	35022 - Easements - Trans. Lines	Easements	\$23,762.13	\$8,695.53	\$15,067.10
PELE Pennsylvania Electric	PELE - TL 46KV	PELE - TL 46KV	35022 - Easements - Trans. Lines	Easements	\$18,559.08	\$8,885.90	\$9,673.69
PELE Pennsylvania Electric	PELE - TL 46KV	PELE - TL 46KV	35022 - Easements - Trans. Lines	Easements	\$36,134.29	\$9,953.28	\$26,181.59

Company	Major Location	Asset Location	Utility Account	Asset Retirement Unit	Book Cost	Allocated Reserve	Net Book Value
PELE Pennsylvania Electric	PELE - TL 46KV	PELE - TL 46KV	35022 - Easements - Trans. Lines	Easements	\$13,517.48	\$10,319.60	\$3,198.48
PELE Pennsylvania Electric	PELE - TL 46KV	PELE - TL 46KV	35022 - Easements - Trans. Lines	Easements	\$15,051.39	\$10,965.74	\$4,086.28
PELE Pennsylvania Electric	PELE - TL 46KV	PELE - TL 46KV	35022 - Easements - Trans. Lines	Easements	\$28,953.94	\$12,604.27	\$16,350.40
PELE Pennsylvania Electric	PELE - TL 46KV	PELE - TL 46KV	35022 - Easements - Trans. Lines	Easements	\$34,299.04	\$13,880.44	\$20,419.40
PELE Pennsylvania Electric	PELE - TL 46KV	PELE - TL 46KV	35022 - Easements - Trans. Lines	Easements	\$27,756.18	\$14,595.97	\$13,161.05
PELE Pennsylvania Electric	PELE - TL 46KV	PELE - TL 46KV	35022 - Easements - Trans. Lines	Easements	\$19,682.26	\$15,746.33	\$3,936.84
PELE Pennsylvania Electric	PELE - TL 46KV	PELE - TL 46KV	35022 - Easements - Trans. Lines	Easements	\$45,243.12	\$17,861.90	\$27,382.25
PELE Pennsylvania Electric	PELE - TL 46KV	PELE - TL 46KV	35022 - Easements - Trans. Lines	Easements	\$40,619.25	\$25,731.10	\$14,889.64
PELE Pennsylvania Electric	PELE - TL 46KV	PELE - TL 46KV	35022 - Easements - Trans. Lines	Easements	\$59,927.37	\$30,785.96	\$29,143.19
PELE Pennsylvania Electric	PELE - TL 46KV	PELE - TL 46KV	35022 - Easements - Trans. Lines	Easements	\$225,229.08	\$184,462.62	\$40,777.12
		PELE - TL 46KV Total			\$875,096.04	\$485,989.72	\$389,134.40
PELE Pennsylvania Electric	PELE - TL 115KV	PINEY to ECLIPSE	35022 - Easements - Trans. Lines	Easements	\$12.38	\$6.21	\$6.17
PELE Pennsylvania Electric	PELE - TL 115KV	PINEY to ECLIPSE	35022 - Easements - Trans. Lines	Easements	\$1,188.15	\$348.31	\$839.86
PELE Pennsylvania Electric	PELE - TL 115KV	PINEY to ECLIPSE	35022 - Easements - Trans. Lines	Easements	\$816.83	\$355.58	\$461.27
PELE Pennsylvania Electric	PELE - TL 115KV	PINEY to ECLIPSE	35022 - Easements - Trans. Lines	Easements	\$1,093.33	\$574.94	\$518.42
PELE Pennsylvania Electric	PELE - TL 115KV	PINEY to ECLIPSE	35022 - Easements - Trans. Lines	Easements	\$44,462.31	\$36,414.63	\$8,049.78
		PINEY to ECLIPSE Total			\$47,573.00	\$37,699.67	\$9,875.51
PELE Pennsylvania Electric	PELE - TL 115KV	PINEY to HAYNIE to GRANDVIEW	35022 - Easements - Trans. Lines	Easements	\$61.56	\$25.53	\$36.03
PELE Pennsylvania Electric	PELE - TL 115KV	PINEY to HAYNIE to GRANDVIEW	35022 - Easements - Trans. Lines	Easements	\$276.55	\$187.86	\$88.70
PELE Pennsylvania Electric	PELE - TL 115KV	PINEY to HAYNIE to GRANDVIEW	35022 - Easements - Trans. Lines	Easements	\$608.27	\$271.22	\$337.07
PELE Pennsylvania Electric	PELE - TL 115KV	PINEY to HAYNIE to GRANDVIEW	35022 - Easements - Trans. Lines	Easements	\$450.70	\$272.53	\$178.19
PELE Pennsylvania Electric	PELE - TL 115KV	PINEY to HAYNIE to GRANDVIEW	35022 - Easements - Trans. Lines	Easements	\$601.06	\$372.00	\$229.08
PELE Pennsylvania Electric	PELE - TL 115KV	PINEY to HAYNIE to GRANDVIEW	35022 - Easements - Trans. Lines	Easements	\$24,311.10	\$19,910.79	\$4,401.46
		PINEY to HAYNIE to GRANDVIEW Total			\$26,309.24	\$21,039.93	\$5,270.53
PELE Pennsylvania Electric	PELE - TL 115KV	PINEY to TIMBLIN to TRADE CITY to DIXON	35022 - Easements - Trans. Lines	Easements	\$372.54	\$210.09	\$162.46
PELE Pennsylvania Electric	PELE - TL 115KV	PINEY to TIMBLIN to TRADE CITY to DIXON	35022 - Easements - Trans. Lines	Easements	\$701.27	\$230.70	\$470.58
PELE Pennsylvania Electric	PELE - TL 115KV	PINEY to TIMBLIN to TRADE CITY to DIXON	35022 - Easements - Trans. Lines	Easements	\$10,847.17	\$7,542.30	\$3,305.31
PELE Pennsylvania Electric	PELE - TL 115KV	PINEY to TIMBLIN to TRADE CITY to DIXON	35022 - Easements - Trans. Lines	Easements	\$87,996.77	\$72,069.35	\$15,931.58
		PINEY to TIMBLIN to TRADE CITY to DIXON Total			\$99,917.75	\$80,052.44	\$19,869.94
PELE Pennsylvania Electric	PELE - TL 115KV	PROSPECT to BETHLEHEM NO. 2 EAST	35022 - Easements - Trans. Lines	Easements	\$110.02	\$59.22	\$50.80
		PROSPECT to BETHLEHEM NO. 2 EAST Total			\$110.02	\$59.22	\$50.80
PELE Pennsylvania Electric	PELE - TL 115KV	PROSPECT to BETHLEHEM NO.1 WEST 1	35022 - Easements - Trans. Lines	Easements	\$110.02	\$59.22	\$50.80
		PROSPECT to BETHLEHEM NO.1 WEST 1 Total			\$110.02	\$59.22	\$50.80
PELE Pennsylvania Electric	PELE - TL 115KV	RALPHTON to SOMERSET	35022 - Easements - Trans. Lines	Easements	\$164,756.47	\$57,216.45	\$107,543.33
		RALPHTON to SOMERSET Total			\$164,756.47	\$57,216.45	\$107,543.33
PELE Pennsylvania Electric	PELE - TL 230KV	RAYSTOWN to LEWISTOWN	35022 - Easements - Trans. Lines	Easements	\$1,474.64	\$539.63	\$935.04
PELE Pennsylvania Electric	PELE - TL 230KV	RAYSTOWN to LEWISTOWN	35022 - Easements - Trans. Lines	Easements	\$87,326.33	\$42,806.89	\$44,521.91
		RAYSTOWN to LEWISTOWN Total			\$88,800.97	\$43,346.52	\$45,456.95
PELE Pennsylvania Electric	PELE - TL 115KV	REEDS GAP SW STATION to REEDS GAP SUB	35022 - Easements - Trans. Lines	Easements	\$426.19	\$106.10	\$320.10
PELE Pennsylvania Electric	PELE - TL 115KV	REEDS GAP SW STATION to REEDS GAP SUB	35022 - Easements - Trans. Lines	Easements	\$1,156.21	\$749.67	\$406.58
PELE Pennsylvania Electric	PELE - TL 115KV	REEDS GAP SW STATION to REEDS GAP SUB	35022 - Easements - Trans. Lines	Easements	\$5,268.08	\$1,927.81	\$3,340.38
		REEDS GAP SW STATION to REEDS GAP SUB Total			\$6,850.48	\$2,783.58	\$4,067.06
PELE Pennsylvania Electric	PELE - TL 115KV	ROCKWOOD to MEYERSDALE NORTH	35022 - Easements - Trans. Lines	Easements	\$111,783.00	\$39,857.25	\$71,928.05
		ROCKWOOD to MEYERSDALE NORTH Total			\$111,783.00	\$39,857.25	\$71,928.05
PELE Pennsylvania Electric	PELE - TL 115KV	ROXBURY to CARLISLE PIKE to GARDNERS	35022 - Easements - Trans. Lines	Easements	\$10.00	\$4.15	\$5.85
PELE Pennsylvania Electric	PELE - TL 115KV	ROXBURY to CARLISLE PIKE to GARDNERS	35022 - Easements - Trans. Lines	Easements	\$432.39	\$227.38	\$205.02
PELE Pennsylvania Electric	PELE - TL 115KV	ROXBURY to CARLISLE PIKE to GARDNERS	35022 - Easements - Trans. Lines	Easements	\$38,459.34	\$26,741.72	\$11,719.17

Company	Major Location	Asset Location	Utility Account	Asset Retirement Unit	Book Cost	Allocated Reserve	Net Book Value
		ROXBURY to CARLISLE PIKE to GARDNERS Total			\$38,901.73	\$26,973.25	\$11,930.04
PELE Pennsylvania Electric	PELE - TL 138KV(PELE)	ROXBURY to GRANDPOINT to WEST PENN P	35022 - Easements - Trans. Lines	Easements	\$17,575.11	\$9,242.11	\$8,333.53
		ROXBURY to GRANDPOINT to WEST PENN P Total			\$17,575.11	\$9,242.11	\$8,333.53
PELE Pennsylvania Electric	PELE - TL 115KV	SAXTON to CURRYVILLE to CLAYSBURG-SU	35022 - Easements - Trans. Lines	Easements	\$0.48	\$0.16	\$0.32
PELE Pennsylvania Electric	PELE - TL 115KV	SAXTON to CURRYVILLE to CLAYSBURG-SU	35022 - Easements - Trans. Lines	Easements	\$37.53	\$23.23	\$14.30
PELE Pennsylvania Electric	PELE - TL 115KV	SAXTON to CURRYVILLE to CLAYSBURG-SU	35022 - Easements - Trans. Lines	Easements	\$70.70	\$40.81	\$29.89
PELE Pennsylvania Electric	PELE - TL 115KV	SAXTON to CURRYVILLE to CLAYSBURG-SU	35022 - Easements - Trans. Lines	Easements	\$740.54	\$354.56	\$386.00
PELE Pennsylvania Electric	PELE - TL 115KV	SAXTON to CURRYVILLE to CLAYSBURG-SU	35022 - Easements - Trans. Lines	Easements	\$1,016.00	\$421.37	\$594.65
PELE Pennsylvania Electric	PELE - TL 115KV	SAXTON to CURRYVILLE to CLAYSBURG-SU	35022 - Easements - Trans. Lines	Easements	\$1,164.82	\$688.16	\$476.70
PELE Pennsylvania Electric	PELE - TL 115KV	SAXTON to CURRYVILLE to CLAYSBURG-SU	35022 - Easements - Trans. Lines	Easements	\$2,954.85	\$1,553.85	\$1,401.09
PELE Pennsylvania Electric	PELE - TL 115KV	SAXTON to CURRYVILLE to CLAYSBURG-SU	35022 - Easements - Trans. Lines	Easements	\$20,593.80	\$8,334.08	\$12,260.20
PELE Pennsylvania Electric	PELE - TL 115KV	SAXTON to CURRYVILLE to CLAYSBURG-SU	35022 - Easements - Trans. Lines	Easements	\$33,035.52	\$27,056.09	\$5,980.99
		SAXTON to CURRYVILLE to CLAYSBURG-SU Total			\$59,614.24	\$38,472.31	\$21,144.15
PELE Pennsylvania Electric	PELE - TL 115KV	SAXTON to SHADE GAP to REEDS GAP to LEW	35022 - Easements - Trans. Lines	Easements	\$374.11	\$221.02	\$153.10
PELE Pennsylvania Electric	PELE - TL 115KV	SAXTON to SHADE GAP to REEDS GAP to LEW	35022 - Easements - Trans. Lines	Easements	\$1,035.23	\$450.66	\$584.60
PELE Pennsylvania Electric	PELE - TL 115KV	SAXTON to SHADE GAP to REEDS GAP to LEW	35022 - Easements - Trans. Lines	Easements	\$1,272.11	\$717.38	\$554.77
PELE Pennsylvania Electric	PELE - TL 115KV	SAXTON to SHADE GAP to REEDS GAP to LEW	35022 - Easements - Trans. Lines	Easements	\$3,001.00	\$987.27	\$2,013.79
PELE Pennsylvania Electric	PELE - TL 115KV	SAXTON to SHADE GAP to REEDS GAP to LEW	35022 - Easements - Trans. Lines	Easements	\$2,244.42	\$1,208.11	\$1,036.38
PELE Pennsylvania Electric	PELE - TL 115KV	SAXTON to SHADE GAP to REEDS GAP to LEW	35022 - Easements - Trans. Lines	Easements	\$2,681.03	\$1,283.65	\$1,397.45
PELE Pennsylvania Electric	PELE - TL 115KV	SAXTON to SHADE GAP to REEDS GAP to LEW	35022 - Easements - Trans. Lines	Easements	\$5,121.79	\$2,510.67	\$2,611.27
PELE Pennsylvania Electric	PELE - TL 115KV	SAXTON to SHADE GAP to REEDS GAP to LEW	35022 - Easements - Trans. Lines	Easements	\$4,307.71	\$2,858.85	\$1,449.03
PELE Pennsylvania Electric	PELE - TL 115KV	SAXTON to SHADE GAP to REEDS GAP to LEW	35022 - Easements - Trans. Lines	Easements	\$5,710.69	\$2,933.70	\$2,777.16
PELE Pennsylvania Electric	PELE - TL 115KV	SAXTON to SHADE GAP to REEDS GAP to LEW	35022 - Easements - Trans. Lines	Easements	\$6,351.58	\$3,931.03	\$2,420.78
PELE Pennsylvania Electric	PELE - TL 115KV	SAXTON to SHADE GAP to REEDS GAP to LEW	35022 - Easements - Trans. Lines	Easements	\$8,180.24	\$5,303.94	\$2,876.61
PELE Pennsylvania Electric	PELE - TL 115KV	SAXTON to SHADE GAP to REEDS GAP to LEW	35022 - Easements - Trans. Lines	Easements	\$59,938.74	\$49,089.83	\$10,851.75
		SAXTON to SHADE GAP to REEDS GAP to LEW Total			\$100,218.65	\$71,496.11	\$28,726.67
PELE Pennsylvania Electric	PELE - TL 115KV	SAXTON to SNAKE SPRING	35022 - Easements - Trans. Lines	Easements	\$6,462.00	\$3,242.86	\$3,219.33
PELE Pennsylvania Electric	PELE - TL 115KV	SAXTON to SNAKE SPRING	35022 - Easements - Trans. Lines	Easements	\$18,404.59	\$9,454.83	\$8,950.31
PELE Pennsylvania Electric	PELE - TL 115KV	SAXTON to SNAKE SPRING	35022 - Easements - Trans. Lines	Easements	\$31,219.91	\$18,444.19	\$12,776.79
		SAXTON to SNAKE SPRING Total			\$56,086.50	\$31,141.88	\$24,946.42
PELE Pennsylvania Electric	PELE - TL 115KV	SEWARD to CONEMAUGH	35022 - Easements - Trans. Lines	Easements	\$4,306.69	\$1,874.79	\$2,432.01
		SEWARD to CONEMAUGH Total			\$4,306.69	\$1,874.79	\$2,432.01
PELE Pennsylvania Electric	PELE - TL 115KV	SEWARD to COOPER to PROSPECT to HILLTOP	35022 - Easements - Trans. Lines	Easements	\$576.15	\$310.13	\$266.04
PELE Pennsylvania Electric	PELE - TL 115KV	SEWARD to COOPER to PROSPECT to HILLTOP	35022 - Easements - Trans. Lines	Easements	\$18,206.28	\$14,910.94	\$3,296.20
		SEWARD to COOPER to PROSPECT to HILLTOP Total			\$18,782.43	\$15,221.07	\$3,562.24
PELE Pennsylvania Electric	PELE - TL 115KV	SEWARD to FLORENCE to BLAIRSVILLE EAST	35022 - Easements - Trans. Lines	Easements	\$174.46	\$91.74	\$82.73
PELE Pennsylvania Electric	PELE - TL 115KV	SEWARD to FLORENCE to BLAIRSVILLE EAST	35022 - Easements - Trans. Lines	Easements	\$166.90	\$94.12	\$72.79
PELE Pennsylvania Electric	PELE - TL 115KV	SEWARD to FLORENCE to BLAIRSVILLE EAST	35022 - Easements - Trans. Lines	Easements	\$183.00	\$113.26	\$69.75
PELE Pennsylvania Electric	PELE - TL 115KV	SEWARD to FLORENCE to BLAIRSVILLE EAST	35022 - Easements - Trans. Lines	Easements	\$285.87	\$157.50	\$128.38
PELE Pennsylvania Electric	PELE - TL 115KV	SEWARD to FLORENCE to BLAIRSVILLE EAST	35022 - Easements - Trans. Lines	Easements	\$1,152.51	\$564.95	\$587.59
PELE Pennsylvania Electric	PELE - TL 115KV	SEWARD to FLORENCE to BLAIRSVILLE EAST	35022 - Easements - Trans. Lines	Easements	\$5,650.39	\$2,459.74	\$3,190.79
PELE Pennsylvania Electric	PELE - TL 115KV	SEWARD to FLORENCE to BLAIRSVILLE EAST	35022 - Easements - Trans. Lines	Easements	\$12,244.85	\$10,028.53	\$2,216.90
		SEWARD to FLORENCE to BLAIRSVILLE EAST Total			\$19,857.98	\$13,509.84	\$6,348.92
PELE Pennsylvania Electric	PELE - TL 115KV	SEWARD to GLORY	35022 - Easements - Trans. Lines	Easements	\$5.92	\$2.11	\$3.81
PELE Pennsylvania Electric	PELE - TL 115KV	SEWARD to GLORY	35022 - Easements - Trans. Lines	Easements	\$444.72	\$118.57	\$326.16
PELE Pennsylvania Electric	PELE - TL 115KV	SEWARD to GLORY	35022 - Easements - Trans. Lines	Easements	\$174.86	\$118.78	\$56.09
PELE Pennsylvania Electric	PELE - TL 115KV	SEWARD to GLORY	35022 - Easements - Trans. Lines	Easements	\$245.68	\$174.86	\$70.83

Company	Major Location	Asset Location	Utility Account	Asset Retirement Unit	Book Cost	Allocated Reserve	Net Book Value
PELE Pennsylvania Electric	PELE - TL 115KV	SEWARD to GLORY	35022 - Easements - Trans. Lines	Easements	\$679.81	\$495.28	\$184.56
PELE Pennsylvania Electric	PELE - TL 115KV	SEWARD to GLORY	35022 - Easements - Trans. Lines	Easements	\$46,341.91	\$37,954.02	\$8,390.08
		SEWARD to GLORY Total			\$47,892.90	\$38,863.62	\$9,031.53
PELE Pennsylvania Electric	PELE - TL 115KV	SEWARD to JACKSON ROAD to WILMORE JC	35022 - Easements - Trans. Lines	Easements	\$4.12	\$1.51	\$2.61
PELE Pennsylvania Electric	PELE - TL 115KV	SEWARD to JACKSON ROAD to WILMORE JC	35022 - Easements - Trans. Lines	Easements	\$4.50	\$2.99	\$1.51
PELE Pennsylvania Electric	PELE - TL 115KV	SEWARD to JACKSON ROAD to WILMORE JC	35022 - Easements - Trans. Lines	Easements	\$11.45	\$3.26	\$8.19
PELE Pennsylvania Electric	PELE - TL 115KV	SEWARD to JACKSON ROAD to WILMORE JC	35022 - Easements - Trans. Lines	Easements	\$34.23	\$11.26	\$22.97
PELE Pennsylvania Electric	PELE - TL 115KV	SEWARD to JACKSON ROAD to WILMORE JC	35022 - Easements - Trans. Lines	Easements	\$126.92	\$38.33	\$88.59
PELE Pennsylvania Electric	PELE - TL 115KV	SEWARD to JACKSON ROAD to WILMORE JC	35022 - Easements - Trans. Lines	Easements	\$362.17	\$153.90	\$208.28
PELE Pennsylvania Electric	PELE - TL 115KV	SEWARD to JACKSON ROAD to WILMORE JC	35022 - Easements - Trans. Lines	Easements	\$441.61	\$279.75	\$161.88
PELE Pennsylvania Electric	PELE - TL 115KV	SEWARD to JACKSON ROAD to WILMORE JC	35022 - Easements - Trans. Lines	Easements	\$20,190.00	\$8,170.67	\$12,019.80
PELE Pennsylvania Electric	PELE - TL 115KV	SEWARD to JACKSON ROAD to WILMORE JC	35022 - Easements - Trans. Lines	Easements	\$58,046.66	\$47,540.21	\$10,509.20
		SEWARD to JACKSON ROAD to WILMORE JC Total			\$79,221.66	\$56,201.88	\$23,023.03
PELE Pennsylvania Electric	PELE - TL 230KV	SEWARD to JOHNSTOWN	35022 - Easements - Trans. Lines	Easements	\$19,269.13	\$10,132.94	\$9,136.78
		SEWARD to JOHNSTOWN Total			\$19,269.13	\$10,132.94	\$9,136.78
PELE Pennsylvania Electric	PELE - TL 115KV	SEWARD to TOWER 51	35022 - Easements - Trans. Lines	Easements	\$16,927.65	\$13,863.75	\$3,064.70
		SEWARD to TOWER 51 Total			\$16,927.65	\$13,863.75	\$3,064.70
PELE Pennsylvania Electric	PELE - TL 115KV	SHADE GAP to HILL VALLEY	35022 - Easements - Trans. Lines	Easements	\$250.00	\$128.43	\$121.58
PELE Pennsylvania Electric	PELE - TL 115KV	SHADE GAP to HILL VALLEY	35022 - Easements - Trans. Lines	Easements	\$2,088.38	\$804.13	\$1,284.30
PELE Pennsylvania Electric	PELE - TL 115KV	SHADE GAP to HILL VALLEY	35022 - Easements - Trans. Lines	Easements	\$55,509.69	\$29,879.37	\$25,632.05
		SHADE GAP to HILL VALLEY Total			\$57,848.07	\$30,811.93	\$27,037.92
PELE Pennsylvania Electric	PELE - TL 115KV	SHADE GAP to ROXBURY	35022 - Easements - Trans. Lines	Easements	\$130.37	\$58.13	\$72.24
PELE Pennsylvania Electric	PELE - TL 115KV	SHADE GAP to ROXBURY	35022 - Easements - Trans. Lines	Easements	\$1,029.59	\$608.26	\$421.37
PELE Pennsylvania Electric	PELE - TL 115KV	SHADE GAP to ROXBURY	35022 - Easements - Trans. Lines	Easements	\$19,595.41	\$13,004.65	\$6,591.51
PELE Pennsylvania Electric	PELE - TL 115KV	SHADE GAP to ROXBURY	35022 - Easements - Trans. Lines	Easements	\$23,291.15	\$19,075.45	\$4,216.80
		SHADE GAP to ROXBURY Total			\$44,046.52	\$32,746.49	\$11,301.92
PELE Pennsylvania Electric	PELE - TL 230KV	SHAWVILLE to EAST TOWANDA	35022 - Easements - Trans. Lines	Easements	\$236.98	\$98.28	\$138.71
PELE Pennsylvania Electric	PELE - TL 230KV	SHAWVILLE to EAST TOWANDA	35022 - Easements - Trans. Lines	Easements	\$2,376.90	\$1,221.06	\$1,155.91
PELE Pennsylvania Electric	PELE - TL 230KV	SHAWVILLE to EAST TOWANDA	35022 - Easements - Trans. Lines	Easements	\$84,196.74	\$48,598.68	\$35,600.87
PELE Pennsylvania Electric	PELE - TL 230KV	SHAWVILLE to EAST TOWANDA	35022 - Easements - Trans. Lines	Easements	\$116,992.41	\$65,975.85	\$51,020.37
		SHAWVILLE to EAST TOWANDA Total			\$203,803.03	\$115,893.87	\$87,915.86
PELE Pennsylvania Electric	PELE - TL 230KV	SHAWVILLE to ELKO WEST PENN PC 23	35022 - Easements - Trans. Lines	Easements	\$268.39	\$128.50	\$139.90
PELE Pennsylvania Electric	PELE - TL 230KV	SHAWVILLE to ELKO WEST PENN PC 23	35022 - Easements - Trans. Lines	Easements	\$2,880.23	\$1,253.83	\$1,626.47
PELE Pennsylvania Electric	PELE - TL 230KV	SHAWVILLE to ELKO WEST PENN PC 23	35022 - Easements - Trans. Lines	Easements	\$5,640.72	\$2,765.05	\$2,875.83
PELE Pennsylvania Electric	PELE - TL 230KV	SHAWVILLE to ELKO WEST PENN PC 23	35022 - Easements - Trans. Lines	Easements	\$6,867.27	\$3,611.25	\$3,256.23
PELE Pennsylvania Electric	PELE - TL 230KV	SHAWVILLE to ELKO WEST PENN PC 23	35022 - Easements - Trans. Lines	Easements	\$37,418.88	\$17,087.19	\$20,332.68
PELE Pennsylvania Electric	PELE - TL 230KV	SHAWVILLE to ELKO WEST PENN PC 23	35022 - Easements - Trans. Lines	Easements	\$50,842.34	\$30,036.78	\$20,807.30
		SHAWVILLE to ELKO WEST PENN PC 23 Total			\$103,917.83	\$54,882.60	\$49,038.40
PELE Pennsylvania Electric	PELE - TL 115KV	SHAWVILLE to MADERA	35022 - Easements - Trans. Lines	Easements	\$279.83	\$130.85	\$148.99
PELE Pennsylvania Electric	PELE - TL 115KV	SHAWVILLE to MADERA	35022 - Easements - Trans. Lines	Easements	\$915.00	\$749.39	\$165.65
PELE Pennsylvania Electric	PELE - TL 115KV	SHAWVILLE to MADERA	35022 - Easements - Trans. Lines	Easements	\$65,749.76	\$32,995.52	\$32,756.15
		SHAWVILLE to MADERA Total			\$66,944.59	\$33,875.76	\$33,070.79
PELE Pennsylvania Electric	PELE - TL 115KV	SHAWVILLE to PHILIPSBURG	35022 - Easements - Trans. Lines	Easements	\$82.30	\$41.30	\$41.00
PELE Pennsylvania Electric	PELE - TL 115KV	SHAWVILLE to PHILIPSBURG	35022 - Easements - Trans. Lines	Easements	\$118.37	\$69.93	\$48.44
PELE Pennsylvania Electric	PELE - TL 115KV	SHAWVILLE to PHILIPSBURG	35022 - Easements - Trans. Lines	Easements	\$2,167.90	\$813.90	\$1,354.05
PELE Pennsylvania Electric	PELE - TL 115KV	SHAWVILLE to PHILIPSBURG	35022 - Easements - Trans. Lines	Easements	\$22,684.53	\$15,054.77	\$7,630.63
		SHAWVILLE to PHILIPSBURG Total			\$25,053.10	\$15,979.90	\$9,074.12

Company	Major Location	Asset Location	Utility Account	Asset Retirement Unit	Book Cost	Allocated Reserve	Net Book Value
PELE Pennsylvania Electric	PELE - TL 115KV	SHAWVILLE to ROCKTON MT to DUBOIS-11	35022 - Easements - Trans. Lines	Easements	\$707.69	\$355.14	\$352.57
PELE Pennsylvania Electric	PELE - TL 115KV	SHAWVILLE to ROCKTON MT to DUBOIS-11	35022 - Easements - Trans. Lines	Easements	\$1,485.55	\$586.49	\$899.09
PELE Pennsylvania Electric	PELE - TL 115KV	SHAWVILLE to ROCKTON MT to DUBOIS-11	35022 - Easements - Trans. Lines	Easements	\$32,489.97	\$21,562.22	\$10,929.00
		SHAWVILLE to ROCKTON MT to DUBOIS-11 Total			\$34,683.21	\$22,503.85	\$12,180.66
PELE Pennsylvania Electric	PELE - TL 230KV	SHAWVILLE to SHINGLETOWN	35022 - Easements - Trans. Lines	Easements	\$32.50	\$16.70	\$15.80
PELE Pennsylvania Electric	PELE - TL 230KV	SHAWVILLE to SHINGLETOWN	35022 - Easements - Trans. Lines	Easements	\$1,277.04	\$754.45	\$522.63
PELE Pennsylvania Electric	PELE - TL 230KV	SHAWVILLE to SHINGLETOWN	35022 - Easements - Trans. Lines	Easements	\$1,834.65	\$760.89	\$1,073.80
PELE Pennsylvania Electric	PELE - TL 230KV	SHAWVILLE to SHINGLETOWN	35022 - Easements - Trans. Lines	Easements	\$2,167.90	\$813.90	\$1,354.05
PELE Pennsylvania Electric	PELE - TL 230KV	SHAWVILLE to SHINGLETOWN	35022 - Easements - Trans. Lines	Easements	\$7,213.67	\$3,882.92	\$3,330.97
PELE Pennsylvania Electric	PELE - TL 230KV	SHAWVILLE to SHINGLETOWN	35022 - Easements - Trans. Lines	Easements	\$73,712.75	\$46,694.85	\$27,020.60
		SHAWVILLE to SHINGLETOWN Total			\$86,238.51	\$52,923.71	\$33,317.86
PELE Pennsylvania Electric	PELE - TL 230KV	SHINGLETOWN to LEWISTOWN	35022 - Easements - Trans. Lines	Easements	\$943.81	\$410.86	\$532.97
PELE Pennsylvania Electric	PELE - TL 230KV	SHINGLETOWN to LEWISTOWN	35022 - Easements - Trans. Lines	Easements	\$1,873.94	\$918.60	\$955.39
PELE Pennsylvania Electric	PELE - TL 230KV	SHINGLETOWN to LEWISTOWN	35022 - Easements - Trans. Lines	Easements	\$7,213.67	\$3,882.92	\$3,330.97
PELE Pennsylvania Electric	PELE - TL 230KV	SHINGLETOWN to LEWISTOWN	35022 - Easements - Trans. Lines	Easements	\$108,467.00	\$68,710.65	\$39,760.32
		SHINGLETOWN to LEWISTOWN Total			\$118,498.42	\$73,923.03	\$44,579.66
PELE Pennsylvania Electric	PELE - TL 115KV	SNAKE SPRING to BEDFORD NORTH	35022 - Easements - Trans. Lines	Easements	\$2,538.00	\$1,273.66	\$1,264.41
PELE Pennsylvania Electric	PELE - TL 115KV	SNAKE SPRING to BEDFORD NORTH	35022 - Easements - Trans. Lines	Easements	\$7,228.54	\$3,713.45	\$3,515.30
PELE Pennsylvania Electric	PELE - TL 115KV	SNAKE SPRING to BEDFORD NORTH	35022 - Easements - Trans. Lines	Easements	\$12,261.86	\$7,244.10	\$5,018.18
		SNAKE SPRING to BEDFORD NORTH Total			\$22,028.40	\$12,231.21	\$9,797.90
PELE Pennsylvania Electric	PELE - TL 115KV	SOMERSET to DEEP CREEK LINE	35022 - Easements - Trans. Lines	Easements	\$57.86	\$29.72	\$28.14
PELE Pennsylvania Electric	PELE - TL 115KV	SOMERSET to DEEP CREEK LINE	35022 - Easements - Trans. Lines	Easements	\$74.00	\$46.88	\$27.12
PELE Pennsylvania Electric	PELE - TL 115KV	SOMERSET to DEEP CREEK LINE	35022 - Easements - Trans. Lines	Easements	\$475.97	\$315.88	\$160.11
PELE Pennsylvania Electric	PELE - TL 115KV	SOMERSET to DEEP CREEK LINE	35022 - Easements - Trans. Lines	Easements	\$26,949.01	\$11,451.72	\$15,497.95
PELE Pennsylvania Electric	PELE - TL 115KV	SOMERSET to DEEP CREEK LINE	35022 - Easements - Trans. Lines	Easements	\$25,086.81	\$20,546.10	\$4,541.90
		SOMERSET to DEEP CREEK LINE Total			\$52,643.65	\$32,390.30	\$20,255.22
PELE Pennsylvania Electric	PELE - TL 115KV	SUMMIT to WESTFALL	35022 - Easements - Trans. Lines	Easements	\$1.25	\$0.41	\$0.84
PELE Pennsylvania Electric	PELE - TL 115KV	SUMMIT to WESTFALL	35022 - Easements - Trans. Lines	Easements	\$15,300.89	\$10,154.56	\$5,146.92
PELE Pennsylvania Electric	PELE - TL 115KV	SUMMIT to WESTFALL	35022 - Easements - Trans. Lines	Easements	\$40,377.12	\$16,340.17	\$24,037.89
		SUMMIT to WESTFALL Total			\$55,679.26	\$26,495.14	\$29,185.65
PELE Pennsylvania Electric	PELE - TL 115KV	TIFFANY to THOMPSON	35022 - Easements - Trans. Lines	Easements	\$147.76	\$61.28	\$86.48
PELE Pennsylvania Electric	PELE - TL 115KV	TIFFANY to THOMPSON	35022 - Easements - Trans. Lines	Easements	\$36,844.38	\$13,137.20	\$23,707.94
		TIFFANY to THOMPSON Total			\$36,992.14	\$13,198.48	\$23,794.42
PELE Pennsylvania Electric	PELE - TL 115KV	TITUSVILLE to UNION CITY	35022 - Easements - Trans. Lines	Easements	\$5.10	\$3.63	\$1.47
PELE Pennsylvania Electric	PELE - TL 115KV	TITUSVILLE to UNION CITY	35022 - Easements - Trans. Lines	Easements	\$156.90	\$117.01	\$39.90
PELE Pennsylvania Electric	PELE - TL 115KV	TITUSVILLE to UNION CITY	35022 - Easements - Trans. Lines	Easements	\$177.99	\$118.12	\$59.88
PELE Pennsylvania Electric	PELE - TL 115KV	TITUSVILLE to UNION CITY	35022 - Easements - Trans. Lines	Easements	\$223.96	\$141.87	\$82.10
PELE Pennsylvania Electric	PELE - TL 115KV	TITUSVILLE to UNION CITY	35022 - Easements - Trans. Lines	Easements	\$285.71	\$223.28	\$62.44
PELE Pennsylvania Electric	PELE - TL 115KV	TITUSVILLE to UNION CITY	35022 - Easements - Trans. Lines	Easements	\$26,532.11	\$14,618.11	\$11,914.84
PELE Pennsylvania Electric	PELE - TL 115KV	TITUSVILLE to UNION CITY	35022 - Easements - Trans. Lines	Easements	\$28,176.84	\$23,076.83	\$5,101.34
		TITUSVILLE to UNION CITY Total			\$55,558.61	\$38,298.85	\$17,261.97
PELE Pennsylvania Electric	PELE - TL 115KV	TOWER 51 to HOOVERSVILLE	35022 - Easements - Trans. Lines	Easements	\$21,631.92	\$17,716.54	\$3,916.40
		TOWER 51 to HOOVERSVILLE Total			\$21,631.92	\$17,716.54	\$3,916.40
PELE Pennsylvania Electric	PELE - TL 115KV	TOWER HILL to WARD	35022 - Easements - Trans. Lines	Easements	\$209,152.23	\$36,917.74	\$172,236.62
		TOWER HILL to WARD Total			\$209,152.23	\$36,917.74	\$172,236.62
PELE Pennsylvania Electric	PELE - TL 115KV	TRADE CITY to PUNXSUTAWNEY	35022 - Easements - Trans. Lines	Easements	\$106,914.47	\$36,146.70	\$70,769.86
		TRADE CITY to PUNXSUTAWNEY Total			\$106,914.47	\$36,146.70	\$70,769.86

Company	Major Location	Asset Location	Utility Account	Asset Retirement Unit	Book Cost	Allocated Reserve	Net Book Value
PELE Pennsylvania Electric	PELE - Unspecified	Unspecified - PELE - WR Pa	35022 - Easements - Trans. Lines	Easements	\$251,087.08	\$32,180.94	\$218,908.00
PELE Pennsylvania Electric	PELE - Unspecified	Unspecified - PELE - WR Pa	35022 - Easements - Trans. Lines	Non-Unitized	\$12,696.82	\$234.20	\$12,462.62
		Unspecified - PELE - WR Pa Total			\$263,783.90	\$32,415.14	\$231,370.62
PELE Pennsylvania Electric	PELE - TL 115KV	VENANGO JUNCTION to SPRINGBORO	35022 - Easements - Trans. Lines	Easements	\$320.25	\$172.38	\$147.88
PELE Pennsylvania Electric	PELE - TL 115KV	VENANGO JUNCTION to SPRINGBORO	35022 - Easements - Trans. Lines	Easements	\$2,833.97	\$1,356.88	\$1,477.17
PELE Pennsylvania Electric	PELE - TL 115KV	VENANGO JUNCTION to SPRINGBORO	35022 - Easements - Trans. Lines	Easements	\$31,776.28	\$18,341.39	\$13,435.95
		VENANGO JUNCTION to SPRINGBORO Total			\$34,930.50	\$19,870.65	\$15,061.00
PELE Pennsylvania Electric	PELE - TL 115KV	WARREN to CORRY EAST to BUFFALO ROAD	35022 - Easements - Trans. Lines	Easements	\$667.64	\$263.58	\$404.08
PELE Pennsylvania Electric	PELE - TL 115KV	WARREN to CORRY EAST to BUFFALO ROAD	35022 - Easements - Trans. Lines	Easements	\$74,729.80	\$28,774.71	\$45,956.75
PELE Pennsylvania Electric	PELE - TL 115KV	WARREN to CORRY EAST to BUFFALO ROAD	35022 - Easements - Trans. Lines	Easements	\$89,167.65	\$52,678.71	\$36,491.98
		WARREN to CORRY EAST to BUFFALO ROAD Total			\$164,565.09	\$81,717.00	\$82,852.81
PELE Pennsylvania Electric	PELE - TL 115KV	WARREN to FALCONER to NIAGARA MOHAWK	35022 - Easements - Trans. Lines	Easements	\$339.94	\$200.83	\$139.12
PELE Pennsylvania Electric	PELE - TL 115KV	WARREN to FALCONER to NIAGARA MOHAWK	35022 - Easements - Trans. Lines	Easements	\$5,055.01	\$2,596.87	\$2,458.29
PELE Pennsylvania Electric	PELE - TL 115KV	WARREN to FALCONER to NIAGARA MOHAWK	35022 - Easements - Trans. Lines	Easements	\$9,393.84	\$7,693.55	\$1,700.73
		WARREN to FALCONER to NIAGARA MOHAWK Total			\$14,788.79	\$10,491.25	\$4,298.15
PELE Pennsylvania Electric	PELE - TL 115KV	WARREN to WARREN SOUTH to LEWIS RUN	35022 - Easements - Trans. Lines	Easements	\$57.48	\$11.74	\$45.74
PELE Pennsylvania Electric	PELE - TL 115KV	WARREN to WARREN SOUTH to LEWIS RUN	35022 - Easements - Trans. Lines	Easements	\$3,121.13	\$665.54	\$2,455.63
PELE Pennsylvania Electric	PELE - TL 115KV	WARREN to WARREN SOUTH to LEWIS RUN	35022 - Easements - Trans. Lines	Easements	\$1,467.23	\$908.08	\$559.20
PELE Pennsylvania Electric	PELE - TL 115KV	WARREN to WARREN SOUTH to LEWIS RUN	35022 - Easements - Trans. Lines	Easements	\$7,331.15	\$4,039.16	\$3,292.22
PELE Pennsylvania Electric	PELE - TL 115KV	WARREN to WARREN SOUTH to LEWIS RUN	35022 - Easements - Trans. Lines	Easements	\$24,852.01	\$5,522.93	\$19,329.40
PELE Pennsylvania Electric	PELE - TL 115KV	WARREN to WARREN SOUTH to LEWIS RUN	35022 - Easements - Trans. Lines	Easements	\$36,479.96	\$26,577.59	\$9,903.91
		WARREN to WARREN SOUTH to LEWIS RUN Total			\$73,308.96	\$37,725.04	\$35,586.10
PELE Pennsylvania Electric	PELE - TL 115KV	WAYNE to GENEVA	35022 - Easements - Trans. Lines	Easements	\$12,133.81	\$9,937.59	\$2,196.79
PELE Pennsylvania Electric	PELE - TL 115KV	WAYNE to GENEVA	35022 - Easements - Trans. Lines	Easements	\$28,594.96	\$13,057.78	\$15,537.93
		WAYNE to GENEVA Total			\$40,728.77	\$22,995.37	\$17,734.73
PELE Pennsylvania Electric	PELE - TL 115KV	WAYNE to MORGAN STREET	35022 - Easements - Trans. Lines	Easements	\$1,185.86	\$252.87	\$933.00
PELE Pennsylvania Electric	PELE - TL 115KV	WAYNE to MORGAN STREET	35022 - Easements - Trans. Lines	Easements	\$190,715.39	\$68,001.31	\$122,718.01
		WAYNE to MORGAN STREET Total			\$191,901.25	\$68,254.18	\$123,651.01
PELE Pennsylvania Electric	PELE - TL 115KV	WAYNE to UTICA JCT to ECLIPSE	35022 - Easements - Trans. Lines	Easements	\$14.83	\$4.74	\$10.09
PELE Pennsylvania Electric	PELE - TL 115KV	WAYNE to UTICA JCT to ECLIPSE	35022 - Easements - Trans. Lines	Easements	\$343.02	\$142.26	\$200.77
PELE Pennsylvania Electric	PELE - TL 115KV	WAYNE to UTICA JCT to ECLIPSE	35022 - Easements - Trans. Lines	Easements	\$3,307.18	\$2,046.83	\$1,260.47
PELE Pennsylvania Electric	PELE - TL 115KV	WAYNE to UTICA JCT to ECLIPSE	35022 - Easements - Trans. Lines	Easements	\$24,574.18	\$20,126.25	\$4,449.09
		WAYNE to UTICA JCT to ECLIPSE Total			\$28,239.21	\$22,320.08	\$5,920.42
PELE Pennsylvania Electric	PELE - TL 115KV	WESTFALL to TYRONE NORTH to PHILIP SUB	35022 - Easements - Trans. Lines	Easements	\$51.00	\$28.10	\$22.90
PELE Pennsylvania Electric	PELE - TL 115KV	WESTFALL to TYRONE NORTH to PHILIP SUB	35022 - Easements - Trans. Lines	Easements	\$54.39	\$28.60	\$25.79
PELE Pennsylvania Electric	PELE - TL 115KV	WESTFALL to TYRONE NORTH to PHILIP SUB	35022 - Easements - Trans. Lines	Easements	\$106.00	\$49.57	\$56.43
PELE Pennsylvania Electric	PELE - TL 115KV	WESTFALL to TYRONE NORTH to PHILIP SUB	35022 - Easements - Trans. Lines	Easements	\$3,338.59	\$831.12	\$2,507.52
PELE Pennsylvania Electric	PELE - TL 115KV	WESTFALL to TYRONE NORTH to PHILIP SUB	35022 - Easements - Trans. Lines	Easements	\$99,812.67	\$60,354.73	\$39,461.43
		WESTFALL to TYRONE NORTH to PHILIP SUB Total			\$103,362.65	\$61,292.12	\$42,074.07
PELE Pennsylvania Electric	PELE - TL 115KV	WHETSTONE to RIDGWAY	35022 - Easements - Trans. Lines	Easements	\$104.57	\$36.31	\$68.26
PELE Pennsylvania Electric	PELE - TL 115KV	WHETSTONE to RIDGWAY	35022 - Easements - Trans. Lines	Easements	\$1,063.31	\$585.84	\$477.50
PELE Pennsylvania Electric	PELE - TL 115KV	WHETSTONE to RIDGWAY	35022 - Easements - Trans. Lines	Easements	\$35,692.80	\$24,818.08	\$10,876.15
		WHETSTONE to RIDGWAY Total			\$36,860.68	\$25,440.23	\$11,421.92
			35022 - Easements - Trans. Lines Total		\$12,277,151.46	\$5,691,618.99	\$6,585,861.36
			Grand Total		\$15,418,020.14	\$5,780,131.48	\$9,638,217.55

THIS EXHIBIT CONTAINS CONFIDENTIAL SECURITY INFORMATION (*See* 52 Pa. Code §§ 102.1 – 102.4) AND THEREFORE IS BEING FILED WITH THE PENNSYLVANIA PUBLIC UTILITY COMMISSION ON A CONFIDENTIAL BASIS AND SHOULD NOT BE PUBLICLY DISCLOSED.

Service Company Agreement-Utility [Execution Copy]

SERVICE AGREEMENT

This Service Agreement ("Agreement") is entered into as of the ____ day of _____, _____, by and between each of the associate companies listed on the signature page hereto (each a "Client Company"), and FirstEnergy Service Company, an Ohio corporation ("Service Company").

WHEREAS, Service Company is a direct wholly-owned subsidiary of FirstEnergy Corp., a holding company under the Public Utility Holding Company Act of 2005, as amended (the "Act");

WHEREAS, Service Company has been formed for the purpose of providing administrative, management and other services to FirstEnergy Corp. and its associate companies, including Client Company (together, the "Client Companies"); and

WHEREAS, Client Company believes that it is in its interest to enter into an arrangement whereby Client Company may agree to purchase such administrative, management and other services from Service Company as Client Company may choose at cost as determined in accordance with this Agreement and the Act;

NOW, THEREFORE, in consideration of the mutual covenants contained herein and other valuable consideration, the receipt and sufficiency of which are hereby acknowledged, the parties hereto, intending to be legally bound, hereby agree as follows:

1. DESCRIPTION OF SERVICES.

Service Company agrees to provide certain administrative, management or other services (the "Services") to Client Company similar to those supplied to other Client Companies of Service Company. Such services are and will be provided to Client Company only at the request of Client Company. Exhibit A hereto lists and describes all of the Services that are available from Service Company.

2. PERSONNEL.

In order to provide the Services, Service Company will employ executive officers, accountants, financial advisers, technical advisers, attorneys and other persons with the necessary qualifications. If necessary, Service Company may also arrange for the services of nonaffiliated experts, consultants and attorneys in connection with the performance of any of the Services provided under this Agreement.

3. COMPENSATION AND ALLOCATION.

As and to the extent required by law, Service Company provides and will provide such services at fully allocated cost, determined in accordance with the Act. Exhibit A hereof contains rules for determining and allocating such costs.

4. TERMINATION AND MODIFICATION.

Either party to this Agreement may terminate this Agreement by providing 60 days written notice of such termination to the other party. This Agreement is subject to termination or modification at any time to the extent its performance may conflict with the provisions of the Act or with any rule, regulation or order of the Federal Regulatory Energy Commission (the "Commission") adopted before or after the making of this Agreement. This Agreement shall be subject to the approval of any state commission or other state regulatory body whose approval is, by the laws of said state, a legal prerequisite to the execution and delivery or the performance of this Agreement.

5. SERVICE REQUESTS.

Client Company and Service Company will prepare a Service Request on or before September 30th of each year listing Services to be provided to Client Company by Service Company and any special arrangements related to the provision of such Services for the coming year, based on Services provided during the preceding year. Client Company and Service Company may supplement the Service Request during the year to reflect any additional or special Services that Client Company wishes to obtain from Service Company, and the arrangements relating thereto.

6. BILLING AND PAYMENT.

Unless otherwise set forth in a Service Request, payment for Services provided by Service Company shall be by making remittance of the amount billed or by making appropriate accounting entries on the books of Client Company and Service Company. Billing will be made on a monthly basis, with the bill to be rendered as soon as practicable after the close of the month, and remittance or accounting entries completed within 30 days of billing. Any amount remaining unpaid after 30 days following receipt of the bill shall bear interest thereon from the due date of the bill until payment at a rate equal to the prime rate on the due date.

7. NOTICE.

Where written notice is required by this Agreement, all notices, consents, certificates, or other communications hereunder shall be in writing and shall be deemed given when mailed by United States registered or certified mail, postage prepaid, return receipt requested, addressed as follows:

To Client Company: c/o President
76 South Main St.
Akron, Ohio 44308

To Service Company: c/o Vice President and Controller
76 South Main Street
Akron, Ohio 44308

8. GOVERNING LAW.

This Agreement shall be governed by and construed in accordance with the laws of the State of Ohio, without regard to its conflict of laws provisions.

9. MODIFICATION.

No amendment, change or modification to this Agreement shall be valid, unless made in writing and signed by both parties hereto.

10. ENTIRE AGREEMENT.

This Agreement, together with its exhibits, constitutes the entire understanding and agreement of the parties with respect to its subject matter, and effective upon the execution of this Agreement by the respective parties hereof, any and all prior agreements, understandings or representations with respect to this subject matter are hereby terminated and canceled in their entirety and are of no further force and effect, except to the extent transactions thereunder have taken place prior to such effective date in which case such agreements will govern the terms of such transactions.

11. WAIVER.

No waiver by either party hereto of a breach of any provision of this Agreement shall constitute a waiver of any preceding or succeeding breach of the same or any other provision hereof.

12. ASSIGNMENT.

This Agreement shall inure to the benefit and shall be binding upon the parties and their respective successors and assigns. No assignment of this Agreement or either party's rights, interests or obligations hereunder may be made without the other party's consent, which shall not be unreasonably withheld, delayed or conditioned.

13. SEVERABILITY.

If any provision or provisions of this Agreement shall be held by a court of competent jurisdiction to be invalid, illegal, or unenforceable, the validity, legality, and enforceability of the remaining provisions shall in no way be affected or impaired thereby.

IN WITNESS WHEREOF, the parties have caused this Agreement to be duly executed effective as of the ____day of _____, _____. This Agreement supercedes any previous agreement between the Service Company and the Client Companies.

FirstEnergy Service Company

By: _____
K. Jon Taylor
Vice President & Controller & CAO

Client Companies:

**Ohio Edison Company
The Cleveland Electric Illuminating
Company
The Toledo Edison Company
Pennsylvania Power Company
American Transmission Systems,
Incorporated
Pennsylvania Electric Company
Waverly Electric Power & Light
Company
Metropolitan Edison Company
Monongahela Power Company
The Potomac Edison Company
West Penn Power Company
PATH-Allegheny Land Acquisition
Company
PATH-Allegheny Maryland
Transmission Company, LLC
PATH Allegheny Transmission
Company, LLC
PATH Allegheny Virginia
Transmission Corporation
AYE Series, Potomac-Appalachian
Transmission Highline, LLC
Trans-Allegheny Interstate Line
Company
Mid-Atlantic Interstate Transmission,
LLC**

By: _____
Steven E. Strah Senior Vice
President & President

**Jersey Central Power & Light
Company**

By: _____
James V. Fakult President

EXHIBIT A
DESCRIPTION OF SERVICES AND ALLOCATION METHODOLOGY

1. Description Of Services

Overview

This Exhibit provides a description of all services provided by Service Company departments and the cost allocation methodologies to be used in connection therewith. All products and services are subject to Service Level Standards as negotiated between the Service Company department and Client Company. Each Client Company is classified as either a "Utility Subsidiary" or a "Non-Utility Subsidiary".

2. Cost Allocation Methodology

Overview

The costs of services provided by Service Company will be directly assigned, distributed or allocated by activity, project, program, work order or other appropriate basis. The primary basis for charges to affiliates is the direct charge method. The methodologies listed below pertain to all other costs which are not directly assigned but which make up the fully allocated cost of providing the product or service. The costs of product and services provided by the ServeCo that cannot be charged directly to the Subsidiary receiving the product or service will be allocated among the associate companies by utilizing one of the methods described below that most accurately distributes the costs. The method of cost allocation varies based on the department rendering the service. The allocation methods used by Service Company are as follows:

a. "Multiple Factor - All" - For the Indirect Costs for products or services benefiting the entire FirstEnergy system, FirstEnergy and all Subsidiaries will bear a fair and equitable portion of such costs. FirstEnergy will bear 5% of these Indirect Costs. The remaining Indirect Costs will be allocated among the Utility Subsidiaries and the Non-Utility Subsidiaries benefiting from the services provided based on FirstEnergy's equity investment in the respective groups. A subsequent allocation step will then occur. Among the Utility Subsidiaries, allocations will be based upon the "Multiple Factor - Utility" method. Among the Non-Utility Subsidiaries, allocations will be based upon the "Multiple Factor - Non-Utility" method.

b. "Multiple Factor - Utility" - For the Indirect Costs for a product or service solely benefiting one or more of the Utility Subsidiaries, each such Utility Subsidiary so benefiting will be charged a portion of the Indirect Costs based on the sum of the weighted averages of the following factors:

1. Gross transmission and/or distribution plant.
2. Operating and maintenance expense excluding purchase power and fuel costs.

3. Transmission and/or distribution revenues, excluding transactions with affiliates

These three (3) factors have been determined to be the most appropriate for the Utility Subsidiaries in the FirstEnergy system. Each factor will be weighted equally so that no one facet of the electric utility operations inordinately influences the distribution of Indirect Costs.

c. "Multiple Factor - Non-Utility" - For the Indirect Costs for products or services solely benefiting the Non-Utility Subsidiaries, each Non-Utility Subsidiary so benefiting receiving the product or service will be charged a proportion of the Indirect Costs based upon the total assets of each Non-Utility Subsidiary, including the generating assets under operating leases from the Utility Subsidiaries.

d. "Multiple Factor - Utility and Non-Utility" - For the Indirect Costs for a product or service benefiting one or more of the Utility and Non-Utility Subsidiaries, each such Subsidiary so benefiting is first assigned a distribution ratio that is in proportion to the Indirect Costs based on FirstEnergy's equity investment in such Subsidiaries. Following this distribution, a subsequent allocation step will then occur. Among the Utility Subsidiaries, allocations will be based upon the "Multiple Factor-Utility." Among the Non-Utility Subsidiaries, allocations will be based upon "Multiple Factor - Non-Utility"

e. "Direct Charge Ratio" - The ratio of direct charges for a particular product or service to an individual Subsidiary as a percentage of the total direct charges for a particular product or service to all Subsidiaries benefiting from such services. Indirect Costs are then allocated to each Subsidiary based on the calculated ratios.

f. "Number of Customers Ratio" - For costs of products and services driven by the number of Utility customers, the allocation method that will be used will be the number of Utility customers for the respective Utility Subsidiary receiving the product or service divided by the total number of utility customers.

g. "Number of Shopping Customers Ratio" - A "shopping customer" is defined as a Utility customer who has selected a competitive electric generation supplier. For costs of products and services driven by the number of shopping customers, the allocation method that will be used will be the number of shopping customers for the respective Utility Subsidiary receiving the product or service divided by the total number of shopping customers.

h. "Number of Participating Employees - General" - For costs of products and services driven by all participating employees within the FirstEnergy system, the allocation method that will be used will be the number of participating employees for the respective Subsidiary receiving the product or service divided by the total number of participating employees.

i. "Number of Participating Employees - Utility and Non-Utility" - For costs of products and services driven by participating employees who work for the Utility and Non-Utility Subsidiaries, the Subsidiaries receiving the product or service are first assigned a distribution ratio that is in proportion to the Indirect Costs based on FirstEnergy's equity investment in the respective groups. Costs are further allocated by using the number of participating employees for the respective Subsidiary divided by the total number of participating FirstEnergy employees.

j. "Gigabytes Used Ratio" - Number of gigabytes utilized by a Subsidiary receiving the product or service divided by the total number of gigabytes used by the FirstEnergy system companies applicable to that respective product or service.

k. "Number of Computer Workstations Ratio" - Number of computer workstations utilized by a Subsidiary receiving the product or service divided by the total number of computer workstations in use by the FirstEnergy system companies applicable to that respective product or service.

l. "Number of Billing Inserts Ratio" - Number of billing inserts performed for a Subsidiary receiving the product or service divided by the total number of billing inserts performed for the FirstEnergy system companies applicable to that respective product or service.

m. "Number of Invoices Ratio" - Number of invoices processed for a Subsidiary receiving the product or service divided by the total number of invoices processed for the FirstEnergy system companies applicable to that respective product or service.

n. "Number of Payments Ratio" - Number of monthly payments processed for a Subsidiary divided by the total monthly number of payments processed for the FirstEnergy system companies applicable to that respective product or service. This will not be utilized until some historical information is available out of our new automated system.

o. "Daily Print Volume" - Average daily print volume performed for a Subsidiary receiving the service divided by the total average daily print volume performed for the entire FirstEnergy system.

p. "Number of Intel Servers" - Number of Intel servers utilized by a Subsidiary receiving the product or service divided by the total number of Intel servers utilized by the FirstEnergy system.

q. "Application Development Ratio" - Number of application development hours budgeted for a Subsidiary receiving the service divided by the total number of budgeted application development hours for the year.

r. "Server Support Composite" - The average ratio of unix gigabytes, SAP gigabytes and Intel number of servers for a Subsidiary receiving the service.

3. Descriptions of Products and Services**CALL CENTER**

Product or Service	Product / Service Description	Indirect Allocation Methods
Field All Inbound Regulated Calls	Field calls related to billing, credit, new service, service order completion, outages, and other miscellaneous activities.	Multiple Factor – Utility and Non-Utility
Field All Inbound Unregulated Calls	Field calls related to billing, credit, new service, service order completion, outages, and other miscellaneous activities.	Multiple Factor – Utility and Non-Utility

CUSTOMER SERVICE

Product or Service	Product / Service Description	Indirect Allocation Methods
Supplier Services	Provide customer services support to electric generation suppliers, administer and maintain Electronic Data Interface (EDI) functions and invoice suppliers.	Number of Shopping Customers Ratio
Regulatory Interface and Process Improvement: Supplier	Liaison to ensure Customer Choice requirements and develop and execute plans to improve supplier services processes.	Number of Shopping Customers Ratio
Market Support Generation (MSG) Administration	Administer and support MSG supplier functions.	Number of Shopping Customers Ratio
Regulatory Interface and Process Improvement: Regulatory	Respond to regulatory complaints from customers and develop and execute plans to improve regulatory compliance processes.	Number of Customers Ratio
Compliance	Work with regions to communicate and ensure regulatory requirements.	Multiple Factor – Utility
Power Billing	Provide billing functions for large commercial/industrial contract customers.	Number of Customers Ratio
Revenue Reporting	Perform and manage revenue reporting functions.	Number of Customers Ratio
Billing Exception Processing	Process billing exceptions.	Number of Customers Ratio
Remittance Processing	Process customer payments and deposit funds.	Number of Payments Ratio
Human Services	Coordinate and administer the various social services programs.	Number of Customers Ratio

Arrears Management/ Outsourcing Services Incorporated (OSI) Administration	Coordinate and perform arrears, credit and bankruptcy functions. Manage outside collections agencies' performance and OSI credit activities.	Number of Customers Ratio
Revenue Protection Administration	Perform revenue reporting and compliance functions.	Number of Customers Ratio
Metrics and Budget/ Customer Satisfaction Measurement	Manage Customer Services and Call Center Departments' budgets and measure performance and customer satisfaction results.	Number of Customers Ratio
Policy/Procedures Development and Documentation	Develop, document and communicate Customer Services policies and procedures.	Number of Customers Ratio
Bill Administration/ Forms Administration	Design standardized customer bills, envelopes, and forms.	Number of Customers Ratio
Meter Reading Support	Coordinate Meter Reading schedules and routing activities.	Number of Customers Ratio
Customer Information System (CIS) Control	Operate and maintain CIS.	Number of Customers Ratio

ECONOMIC DEVELOPMENT

Product or Service	Product / Service Description	Indirect Allocation Methods
Economic Development Services	Foster economic development to encourage capital investment in FirstEnergy's service areas.	Multiple Factor – Utility

TRANSMISSION & DISTRIBUTION TECHNICAL SERVICES

Product or Service	Product / Service Description	Indirect Allocation Methods
Forestry	Provide forestry services.	Multiple Factor – Utility
Distribution Reliability and Asset Records	Services include Joint User contracts, public works coordination, reliability reporting to regions and Public Utility Commissions, mutual assistance coordination, PowerOn support, cable locate ticket screening and tariff support.	Multiple Factor – Utility

Design Standards	Services include line material and construction standards, distribution line and underground maintenance practices and support, new business process support, and service practices.	Multiple Factor – Utility
Substation Services Support	Services include Substation maintenance plan coordination, practices and support, mobile substation administration and planning, and environmental compliance support.	Multiple Factor – Utility
Equipment Repair/Testing Services	Services include the maintenance, installation, maintenance, testing and repair of utility equipment.	Multiple Factor – Utility
Fleet Services	Develop fleet strategy, and perform fleet maintenance practices and support.	Multiple Factor – Utility
Financial Services	Identify revenue enhancements and cost reductions.	Multiple Factor – Utility
Substation Design and Transmission-Line Maintenance Support	Perform substation and transmission line design and project management and transmission line and substation design and material standards, right-of-way and survey services, transmission line maintenance plan coordination, practices and support; FAA activity coordination.	Multiple Factor – Utility
Planning and Protection	Perform planning and protection support for subtransmission system and overall radial system capacity planning overview, and interconnection coordination for distributed technology applications on distribution system.	Multiple Factor – Utility
Capital Budget and Equipment Support	Capital budget development and support, and major equipment specifications and procurement/repair activities for major equipment.	Multiple Factor – Utility

WORKFORCE DEVELOPMENT

Product or Service	Product / Service Description	Indirect Allocation Methods
Transmission and Distribution Skills Training	Develop and facilitate technical and safety training for workers associated with distribution activities, including line, substation, meter, fleet, warehouse, field engineering, and dispatch. Provide support through equipment evaluation, training analyses, job assessments, and project coordination.	Number of Participating Employees – General
Customer Service Skills Training	Develop and facilitate skills training for customer service groups.	Multiple Factor – Utility
External Learning Opportunities Through the Power Systems Institute	Develop educational partnerships with colleges to offer two-year degrees in electric utility technology.	Multiple Factor – Utility

ADMINISTRATIVE SERVICES

Product or Service	Product / Service Description	Indirect Allocation Methods
Provide Administrative Support Services	Provides services in production printing, document imaging, graphic services, food services, corporate mailroom and corporate courier.	Multiple Factor – Utility and Non-Utility or Multiple Factor Utility*
Provide Records Management Services	Provides services in records storage, records retrieval, records retention, records planning and engineering records.	Multiple Factor – Utility and Non-Utility or Multiple Factor Utility*
Provide Business Services	Provides services in convenience copiers, fax machines, pagers, printers, and business information center.	Multiple Factor – Utility and Non-Utility or Multiple Factor Utility*

* For services rendered only to the utilities.

EXECUTIVE

Product or Service	Product / Service Description	Indirect Allocation Methods
Executive Management	Consultation and services in management and administration of all aspects of the business.	Multiple Factor – All

COMMUNICATIONS

Product or Service	Product / Service Description	Indirect Allocation Methods
Public Relations	Provides services in media relations, financial communications, annual reports, executive presentation, public relations counsel, corporate writing, internet support and special projects.	Multiple Factor – All
Employee Communications	Provides services with update, retirees, satellite broadcast, human resource-related communications and special projects.	Number of Participating Employees – Utility and Non-Utility
Production	Provides services related to display, photography, Corporate ID, video and employee merchandise.	Multiple Factor – All
Sponsorship	Provides services related to sports marketing, university support and special projects.	Multiple Factor – All
Non-Utility Advertising	Provides services related to broadcast/print, collateral, direct mail, internet/intranet, display/merchandise, yellow/white pages, production/agency support and special projects.	Multiple Factor – Non-Utility
Utility Advertising	Provides services related to TV, radio, print, outdoors, Internet/Intranet, special projects, production, agency support and creative media placement.	Multiple Factor – Utility
Utility Bill Inserts	Provides services developing regulated bill service to Ohio, Pennsylvania and New Jersey.	Multiple Factor – Utility
Utility : Yellow / White Pages	Provides services with regulated yellow/white pages.	Multiple Factor – Utility
Utility: Research	Provides research services.	Multiple Factor – Utility
Ohio Consumer Education	Provides services related to Ohio Consumer Education statewide and locally.	Multiple Factor – Utility
Ohio Deregulation Education	Provides service related to Deregulation Education.	Multiple Factor – Utility

CORPORATE AFFAIRS AND COMMUNITY INVOLVEMENT

Product or Service	Product / Service Description	Indirect Allocation Methods
Corporate Affairs Activities	Provide administrative support through oversight of the business practices and planning and implementation of staff, senior management and related meetings. Serves as community liaison.	Multiple Factor – Utility
Direct Community Involvement Initiatives	Provides direction in employee volunteerism, supports viable community partnerships and educational initiatives.	Multiple Factor – Utility
Energy Efficiency Programs	Directing and coordinating Ohio Weatherization and Energy Efficiency Programs for Low Income Customers.	Multiple Factor – Utility
Community Initiatives Consulting Services	Consults to regional operations and other business units and client managers for the various community programs.	Multiple Factor – Utility
Contributions Management	Directs, coordinates, monitors, and manages contributions.	Multiple Factor – Utility

CORPORATE

Product or Service	Product / Service Description	Indirect Allocation Methods
Investor Services	Stock administration, perform recordkeeping, transfer agent, registrar, paying agent, reinvestment plan administration and other services for shareholders.	None (All Direct Charge to Holding Co.)
Board of Directors Support	Support and administration of Board of Directors meetings and director compensation.	None (All Direct Charge to Holding Co.)
Annual Meeting Coordination	Coordinate the Annual Meeting of Shareholders, including the preparation and mailing of proxy materials and annual reports and the tabulation of proxies.	None (All Direct Charge to Holding Co.)
Indenture Compliance	Administer the company's indentures	Multiple Factor – Utility

HUMAN RESOURCES

Product or Service	Product / Service Description	Indirect Allocation Methods
Manage Employee Executive Compensation and Benefits	Provide management and supervision for employee and executive compensation and benefits.	Number of Participating Employees – General
Manage Workers Compensation and Disability Management	Provide management and supervision for workers compensation and disability programs.	Number of Participating Employees – General
Provide and Coordinate Human Resources Training	Design, prepare and conduct training.	Number of Participating Employees – General
Provide Employment Services	Provide staffing, relocation and employment expertise.	Number of Participating Employees – General
Provide HRIS Services.	Provide and maintain Human Resources information.	Number of Participating Employees – General
Provide Diversity Management Services	Manage Affirmative Action programs, provide EEO/AA consulting services, and respond to charges.	Number of Participating Employees – General
Manage/ Administer Medical Services and Wellness Programs	Establish compliance, develop, implement, and administer medical and wellness programs.	Number of Participating Employees – General

INDUSTRIAL RELATIONS

Product or Service	Product / Service Description	Indirect Allocation Methods
Provide Labor Contract Negotiations	Provide contract negotiation services for all labor agreements.	Number of Participating Employees – General
Provide Labor Consulting Services	Provide labor consulting services.	Number of Participating Employees – General
Manage/Administer Safety Programs	Develop, implement and administer occupational safety programs.	Number of Participating Employees – General

REAL ESTATE

Product or Service	Product / Service Description	Indirect Allocation Methods
Facilities Management	Management and maintenance of office facilities.	Multiple Factor – All or Multiple Factor Utility*
Facilities Planning and Project Management	Manage office design services, furniture, project management and other capital improvements.	Multiple Factor – All or Multiple Factor Utility*
Management of Real Estate Assets	Support internal and external inquiries regarding the acquisition, divestiture and management of real estate assets	Multiple Factor – All or Multiple Factor Utility*
Manage/Administer Security Programs	Administer physical security, special investigations, security audits, security consultation and contract guard services.	Multiple Factor – All or Multiple Factor Utility*

* For services rendered only to the utilities.

FIRSTENERGY TECHNOLOGIES

Product or Service	Product / Service Description	Indirect Allocation Methods
Strategic Technologies	Develop, support and implement EPRI programs, industry initiatives, research and development programs, collaboratives and activities with universities, labs and the Department of Energy.	Multiple Factor – Utility
New Technology Assessment	Perform assessment activities for strategic technology pilots, technology assessments, marketing tests, customer pilots and due diligence reviews.	Multiple Factor – Utility and Non-Utility
Technical Application and Product Innovation	Develop, analyze and support strategic alliances, joint ventures, strategic startups, direct investments and Portfolio initiatives.	Multiple Factor – Utility and Non-Utility
New Technology and Product Market Deployment	Develop, support and implement the following initiatives: tailored solutions with existing products, commercial packages, operational efficiencies and business area solutions.	Multiple Factor – Utility and Non-Utility
Demand Response Initiatives	Provide support for corporate demand response initiatives.	Multiple Factor – Utility and Non-Utility
Renewable Energy Program and Strategy	Provide support for various corporate and regulatory initiatives to develop and implement renewable energy programs and products.	Multiple Factor – Utility

Regulated Programs and Services	Develop, support and implement programs and strategies to meet corporate initiatives and regulatory mandates and commitments related to Comprehensive Resource Assessment(CRA), customer end-use technology, distributed generation and load management.	Multiple Factor – Utility
Project Implementation Management Services	Develop and implement end-use and distributed generation technology-based products and services.	Multiple Factor – Utility and Non-Utility

TECHNOLOGY & SUPPORT SERVICES

Product or Service	Product/ Service Description	Indirect Allocation Methods
Provide Network Services	Provide Internal Network Services.	Multiple Factor – Utility and Non-Utility
Maintain wireless cell sites and fiber optics network	Maintain internal wireless cell sites and fiber optic network; provide engineering, procurement, and installation services.	Multiple Factor – Utility and Non-Utility

INFORMATION TECHNOLOGY

Product or Service	Product / Service Description	Indirect Allocation Methods
Application Development	Create new or enhance existing applications; including analysis design coding, testing, system integration, and implementation, as well as any required technical writing or project manual development.	Directly Billed
Development Supervision and Tool Support	Supervision of application development employees and the support of development software tools.	Application Development Ratio
Server Support (Unix, SAP)	Create and support the network and server infrastructure to accommodate unix and SAP client server applications.	Gigabytes Used Ratio
Client Server Storage Support	Support of storage requirements for all server applications.	Server Support Composite Ratio
Server Support (Intel)	Create and support the network and server infrastructure to accommodate windows and NT client server applications.	Number of Intel Servers Ratio
Mainframe Processing and Storage Support	Execute mainframe applications, including an appropriate portion of support, started tasks, mainframe backups and microfiche services.	Gigabytes Used Ratio

Desktop Support	Help desk email and end-user tools, remote access, repair services, and general workstation support.	Number of Computer Workstations Ratio
Network Services	Includes voice, data, EMS and radio access.	Direct Charge Ratio
Inserting Services	Provide document bursting, inserting and in mailing.	Number of Billing Inserts Ratio
Printing Services	Provide mainframe and client server printing services at the data center.	Daily Print Volume Ratio
Technical Consulting	Provide consulting support to departments and end-users to enable them to leverage their IT capabilities. Provide advice and consultation regarding desktop setups and configurations.	Directly Billed
Training	Provide IT training.	Multiple Factor – Utility and Non-Utility
Business Application Support	Support business application related software licenses and / or hardware maintenance provided by an outside vendor.	Directly Billed
Data Security	Disaster recovery and data security services.	Multiple Factor – Utility and Non-Utility
Project Management Office	Oversee technology projects through benefit.	Multiple Factor – Utility and Non-Utility
Provide Telecommunication Services	Provide telecommunication services and equipment.	Direct Charge Ratio
Portal Support	Support the infrastructure to accommodate internet and intranet application access.	Multiple Factor – Utility and Non-Utility

PERFORMANCE PLANNING

Product or Service	Product / Service Description	Indirect Allocation Methods
Performance Planning Services	Develop, support and execute performance planning services.	Multiple Factor – All

SUPPLY CHAIN

Product or Service	Product / Service Description	Indirect Allocation Methods
Strategic Planning, Demand management and Procurement Projects	Provide assistance in materials and services planning (demand management) and performs special procurement projects.	Multiple Factor – Utility and Non-Utility
Goods and services procurement	Procure material, equipment and contractor services. Establish, manage and administer programs, which allow internal customers to obtain goods without having to process the need through Procurement. Develop specifications, construction standards, schedules, and bills of materials.	Multiple Factor – Utility and Non-Utility
Materials Management Support	Maintain the computerized purchasing and materials management systems, and material related modules; maintain and/or modify select management reports. Analyze Supply Chain processes and measure performance. Monitor and forecast demand to ensure a continuous supply of materials.	Multiple Factor – Utility and Non-Utility
Investment Recovery Projects	Develop and implement plans for disposition of surplus assets.	Multiple Factor – Utility and Non-Utility
Process, Refurbish and Sell Materials	Perform recovery processing, investment recovery processing, refurbishing and selling materials.	Multiple Factor – Utility and Non-Utility
Provide Warehousing Services - Non-nuclear	Receive and place material into stock, insure quality requirements are met at receipt, maintain inventory counts, and update information systems. Fill customer requests for material from stock.	Multiple Factor – Utility and Non-Utility
Provide Warehousing Services - Nuclear	Receive and place material into stock, insure quality requirements are met at receipt, maintain inventory counts, and update information systems. Fill customer requests for material from stock.	None (All direct charged)
Warehousing Space Charge	Provide warehousing space to internal customers.	Multiple Factor – Utility and Non-Utility

CONTROLLERS

Product or Service	Product / Service Description	Indirect Allocation Methods
Accounting Research	Provide accounting research and consulting to ensure compliance with existing and proposed financial reporting, and regulatory accounting requirements.	Multiple Factor - All
Accounts Payable	Nonpayroll corporate disbursement services including account distribution to the general ledger. Resolve problems associated with invoice processing and maintain the accounts payable system.	Multiple Factor - All
Billing Services	Prepare non-retail electric billings.	Multiple Factor Utility
Infrastructure and Corporate Reporting, Accounting and Budgeting	Prepare Corporate Sustaining reports, subsidiary accounting and corporate budgeting, which includes reporting and support of the ledger, property records and SAP system.	Multiple Factor - All
Due Diligence	Assist value centers to determine whether proposed business acquisitions/combinations and similar transactions are desirable from a financial perspective; extensive review/analysis following preliminary review and firm intent to proceed with transaction through commitment and closing phases.	None (All direct charged)
Value Center Accounting and Budgeting	Maintain the property accounting system and provide value center accounting such as management reporting.	Multiple Factor -- Utility and Non-Utility
Property Record Maintenance	Maintain corporate continuing property records.	Multiple Factor -- Utility and Non-Utility or Multiple Factor Utility*
Tax Consulting and Research	Conduct tax research and tax consulting to assure compliance with statutes, while evaluating alternative tax strategies within the constraints of regulations that provide additional shareholder value to the company. In addition, provide tax-consulting advice to the value centers on tax compliance and reporting issues, which includes business "start-up" support to organizations requiring assistance.	Multiple Factor -- All

* For services rendered only to the utilities.

Tax Compliance	Prepare and process all schedules and information associated with corporate and subsidiary tax returns, audits, and tax litigation, assuring compliance with tax regulations and statutes.	Multiple Factor – All or Multiple Factor Utility*
----------------	--	---

* For services rendered only to the utilities.

CREDIT MANAGEMENT

Product or Service	Product / Service Description	Indirect Allocation Methods
Credit Analysis and Supporting Functions	Provide detailed written credit analysis issuing recommendations on counterparty creditworthiness and assigning credit limits.	Multiple Factor – Utility and Non-Utility
Credit Policies and Procedures	Develop and support credit policies and procedures for managing credit risk. Implement and support standardized credit approval processes.	Multiple Factor – Utility and Non-Utility
Credit Management Information System	Develop and support credit management reports and calculate credit exposure on a corporate wide basis.	Multiple Factor - All

ENTERPRISE RISK MANAGEMENT

Product or Service	Product / Service Description	Indirect Allocation Methods
General Risk Management	Develop and maintain an enterprise risk management system.	Multiple Factor - All

INSURANCE SERVICES

Product or Service	Product / Service Description	Indirect Allocation Methods
Insurance Policies	Manage and support insurance policies for all the business units.	Multiple Factor – Utility and Non-Utility
Loss Control Services	Manage and support property inspections to prevent losses.	Multiple Factor – Utility and Non-Utility
Surety Bonds	Manage and support Surety Bonds.	Multiple Factor – Utility and Non-Utility
Risk Transfer and Risk Mitigation Services	Manage and support risk transfer and risk mitigation services.	Multiple Factor – Utility and Non-Utility
Ancillary Coverages	Manage and support ancillary coverages.	None (All direct charged)

INTERNAL AUDIT

Product or Service	Product / Service Description	Indirect Allocation Methods
Audit Services	Perform the following internal audit services based on risk levels and / or requests: financial, performance analysis, safeguarding of assets, computer-related and fraud investigations.	Multiple Factor – All or Multiple Factor – Utility*

INVESTMENT MANAGEMENT

Product or Service	Product / Service Description	Indirect Allocation Methods
Qualified and Non-qualified Pension and Savings Plan	Establish and implement investment policy and asset allocation strategy and monitor investment performance.	Number of Participating Employees – Utility and Non-Utility
FirstEnergy Foundation	Establish and implement investment policy and asset allocation strategy and monitor investment performance.	Multiple Factor - All
Voluntary Employee Benefit Association (VEBA) Trust	Establish and implement investment policy and asset allocation strategy and monitor investment performance.	Number of Participating Employees – Utility and Non-Utility
Nuclear Decommissioning	Establish and implement investment policy and asset allocation strategy and monitor investment performance.	None (All direct charged)
Non-Utility Generator Trust	Establish and implement investment policy and asset allocation strategy and monitor investment performance.	Multiple Factor – Non-Utility
Spent Nuclear Fuel	Establish and implement investment policy and asset allocation strategy and monitor investment performance.	None (All direct charged)
Low-Income Housing Tax Credit Partnership	Establish and implement investment policy and asset allocation strategy and monitor investment performance.	Multiple Factor - All

INVESTOR RELATIONS

Product or Service	Product / Service Description	Indirect Allocation Methods
Investor Information	Compile and communicate information to investors.	Multiple Factor – Utility* or Direct Charge to Holding Co.
Investor Education	Target and educate potential investors to promote FirstEnergy's valuation characteristics and business strategy.	None (All Direct Charge to Holding Co.)

* For services rendered only to the utilities.

Regulations Compliance	Ensure compliance with SEC Fair Disclosure regulations.	Multiple Factor - All
------------------------	---	-----------------------

FirstEnergy Management Education	Provide education to management of business concerns and valuation issues of analyst/investors	Multiple Factor – All
FirstEnergy Employee Education	Actively promote understanding of financial and investor relations' issues.	Multiple Factor – All

RATES AND REGULATORY AFFAIRS

Product or Service	Product / Service Description	Indirect Allocation Methods
Regulatory Activities and Consulting	Manage regulatory activities and interfaces, including tariff development and interpretation. Monitor and participate in regulatory affairs at the local, state and federal levels.	Multiple Factor – Utility
Customer Pricing and Contracting	Develop pricing programs for regulated electric service for retail and wholesale customers, including "unbundled" costs and prices for generation, transmission and distribution service and support justification to regulators. Provide support in developing pricing for special-purpose customer programs and non-regulated energy services (e.g. prepayment, economic development, interruptible load, conjunctive-billing electric service programs).	Multiple Factor – Utility
Billing Support	Provide assistance calculating customer (external and internal) invoices and operate and maintain systems to render, collect and account for these invoices.	Multiple Factor – Utility
Sales and Load Forecasting	Develop short-term and long-term sales forecast, peak load projections and customer counts	Multiple Factor – Utility and Non-Utility

TREASURY

Product or Service	Product / Service Description	Indirect Allocation Methods
Capital Structure Management and Administration	Perform all activities related to acquiring capital and establish and administer funding, legal documentation, and record-keeping activities associated with finance programs	Multiple Factor – All
Corporate Funds Management	Plan, manage, and operate the corporate "cash-flow-cycle."	Multiple Factor – All
Corporate Forecasting	Provide regulatory support, strategy support, financial modeling and forecasting, financial and economic analysis and development of annual corporate KPI target.	Multiple Factor – All

Capital Project Evaluation and Support	Provide analytical support in the areas of financing, profitability, capital structure and cash flow.	Multiple Factor – Utility and Non-Utility
Investor Relations Activities	Provide institutional and retail security holder, buy and sell-side analysts, rating agencies, and other key members of the financial community with qualitative and quantitative information.	Multiple Factor – All

BUSINESS DEVELOPMENT

Product or Service	Product / Service Description	Indirect Allocation Methods
Mergers and Acquisitions Support	Support, evaluate and assist in the management of merger, asset acquisition and asset disposition activities.	None (All direct charged)
Internal Consulting	Perform strategic analysis/business fit, and economic analysis. Provide integration and transitional management services as needed.	None (All direct charged)

GOVERNMENTAL AFFAIRS

Product or Service	Product / Service Description	Indirect Allocation Methods
Federal Governmental Affairs Support	Activities associated with developing and maintaining relationships with federal government institutions; includes lobbying, and other support activities.	None (All direct charged)
State Governmental Affairs Support	Activities associated with developing and maintaining relationships with state government institutions; includes lobbying, and other support activities.	None (All direct charged)

LEGAL

Product or Service	Product / Service Description	Indirect Allocation Methods
Provide Governmental Affairs Support	Activities associated with developing and maintaining relationships with government institutions; includes lobbying, litigation, and other support activities.	None (All direct charged)
Nuclear Legal Consultation and Case Management	Provide legal advice for federal and state nuclear matters.	None (All direct charged)
Human Resources Legal Consultation & Case Management	Provide legal advice for human resource matters (including workers compensation, union negotiations, arbitrations, class action lawsuits, etc.).	Multiple Factor – Utility and Non-Utility

Product or Service	Product / Service Description	Indirect Allocation Methods
Employee Benefits Legal Consultation & Case Management	Provide legal advice for employee benefits matters (including health and welfare benefits, tax-qualified and non-tax qualified benefit plans and programs, pension administration, etc.).	Number of Participating Employees – Utility and Non-Utility
Tax Legal Consultation & Case Management	Provide legal advice for tax matters including federal, state & local tax matters (land tax, sales & use tax, IRS, etc.).	Multiple Factor – All
Bankruptcy Legal Consultation & Case Management	Provide legal advice for bankruptcy matters.	Multiple Factor – Utility and Non-Utility
International Legal Consultation & Case Management	Provide legal advice for international matters – contract negotiations, sale/lease agreements.	None (All direct charged)
Non-Utility Legal Consultation & Case Management	Provide legal advice on federal and state matters to Non-Utility Subsidiaries.	Multiple Factor – Non-Utilities
Regulatory Legal Consultation & Case Management	Provide legal advice for federal and state regulatory matters.	Multiple Factor – Utility
Environmental Legal Consultation & Case Management	Provide legal advice for environmental matters (other than PCB – related matters) - federal (EPA) and state (BPA), regulatory/legislative compliance issues.	None (All direct charged)
PCB Environmental Legal Consultation & Case Management	Provide legal advice for PCB-related matters - federal (EPA) and state (EPA), regulatory/legislative compliance issues.	Multiple Factor – Utility
Real Estate Legal Consultation & Case Management	Provide legal advice for real estate matters.	Multiple Factor – Utility and Non-Utility
Corporate Legal Consultation & Case Management	Provide legal advice for general corporate and transactional matters (including SEC filings, Board of Directors matters, PUHCA, Financings, Securities Matters, Intellectual Property, Technology, General Counsel matters, etc.).	Multiple Factor – All
Claims Legal Consultation & Case Management	Provide legal advice for Claims matters.	Multiple Factor – All

CLAIMS:

Product or Service	Product / Service Description	Indirect Allocation Methods
--------------------	-------------------------------	-----------------------------

Process Receivable Claims	Provide management, supervision, and performance of tasks associated with the resolution and chargeback of receivable claims.	Multiple Factor - All
Provide Corporate Support	Claims support in evaluating claims, and procuring appropriate external/internal legal resources.	Multiple Factor - All

Service Company Agreement-Utility [Execution Copy]

SERVICE AGREEMENT

This Service Agreement ("Agreement") is entered into as of the ____ day of _____, by and between each of the associate companies listed on the signature page hereto (each a "Client Company"), and FirstEnergy Service Company, an Ohio corporation ("Service Company").

Deleted: 25th
Deleted: February
Deleted: 2011

WHEREAS, Service Company is a direct wholly-owned subsidiary of FirstEnergy Corp., a holding company under the Public Utility Holding Company Act of 2005, as amended (the "Act");

WHEREAS, Service Company has been formed for the purpose of providing administrative, management and other services to FirstEnergy Corp. and its associate companies, including Client Company (together, the "Client Companies"); and

WHEREAS, Client Company believes that it is in its interest to enter into an arrangement whereby Client Company may agree to purchase such administrative, management and other services from Service Company as Client Company may choose at cost as determined in accordance with this Agreement and the Act;

NOW, THEREFORE, in consideration of the mutual covenants contained herein and other valuable consideration, the receipt and sufficiency of which are hereby acknowledged, the parties hereto, intending to be legally bound, hereby agree as follows:

1. DESCRIPTION OF SERVICES.

Service Company agrees to provide certain administrative, management or other services (the "Services") to Client Company similar to those supplied to other Client Companies of Service Company. Such services are and will be provided to Client Company only at the request of Client Company. Exhibit A hereto lists and describes all of the Services that are available from Service Company.

2. PERSONNEL.

In order to provide the Services, Service Company will employ executive officers, accountants, financial advisers, technical advisers, attorneys and other persons with the necessary qualifications. If necessary, Service Company may also arrange for the services of nonaffiliated experts, consultants and attorneys in connection with the performance of any of the Services provided under this Agreement.

Exhibit KJT-5

3. COMPENSATION AND ALLOCATION.

As and to the extent required by law, Service Company provides and will provide such services at fully allocated cost, determined in accordance with the Act. Exhibit A hereof contains rules for determining and allocating such costs.

4. TERMINATION AND MODIFICATION.

Either party to this Agreement may terminate this Agreement by providing 60 days written notice of such termination to the other party. This Agreement is subject to termination or modification at any time to the extent its performance may conflict with the provisions of the Act or with any rule, regulation or order of the Federal Regulatory Energy Commission (the "Commission") adopted before or after the making of this Agreement. This Agreement shall be subject to the approval of any state commission or other state regulatory body whose approval is, by the laws of said state, a legal prerequisite to the execution and delivery or the performance of this Agreement.

5. SERVICE REQUESTS.

Client Company and Service Company will prepare a Service Request on or before September 30th of each year listing Services to be provided to Client Company by Service Company and any special arrangements related to the provision of such Services for the coming year, based on Services provided during the preceding year. Client Company and Service Company may supplement the Service Request during the year to reflect any additional or special Services that Client Company wishes to obtain from Service Company, and the arrangements relating thereto.

6. BILLING AND PAYMENT.

Unless otherwise set forth in a Service Request, payment for Services provided by Service Company shall be by making remittance of the amount billed or by making appropriate accounting entries on the books of Client Company and Service Company. Billing will be made on a monthly basis, with the bill to be rendered as soon as practicable after the close of the month, and remittance or accounting entries completed within 30 days of billing. Any amount remaining unpaid after 30 days following receipt of the bill shall bear interest thereon from the due date of the bill until payment at a rate equal to the prime rate on the due date.

7. NOTICE.

Where written notice is required by this Agreement, all notices, consents, certificates, or other communications hereunder shall be in writing and shall be deemed given when mailed by United States registered or certified mail, postage prepaid, return receipt requested, addressed as follows:

Exhibit KJT-5

To Client Company: c/o President
76 South Main St.
Akron, Ohio 44308

To Service Company: c/o Vice President and Controller
76 South Main Street
Akron, Ohio 44308

8. GOVERNING LAW.

This Agreement shall be governed by and construed in accordance with the laws of the State of Ohio, without regard to its conflict of laws provisions.

9. MODIFICATION.

No amendment, change or modification to this Agreement shall be valid, unless made in writing and signed by both parties hereto.

10. ENTIRE AGREEMENT.

This Agreement, together with its exhibits, constitutes the entire understanding and agreement of the parties with respect to its subject matter, and effective upon the execution of this Agreement by the respective parties hereof, any and all prior agreements, understandings or representations with respect to this subject matter are hereby terminated and canceled in their entirety and are of no further force and effect, except to the extent transactions thereunder have taken place prior to such effective date in which case such agreements will govern the terms of such transactions.

11. WAIVER.

No waiver by either party hereto of a breach of any provision of this Agreement shall constitute a waiver of any preceding or succeeding breach of the same or any other provision hereof.

12. ASSIGNMENT.

This Agreement shall inure to the benefit and shall be binding upon the parties and their respective successors and assigns. No assignment of this Agreement or either party's rights, interests or obligations hereunder may be made without the other party's consent, which shall not be unreasonably withheld, delayed or conditioned.

13. SEVERABILITY.

If any provision or provisions of this Agreement shall be held by a court of competent jurisdiction to be invalid, illegal, or unenforceable, the validity, legality, and enforceability of the remaining provisions shall in no way be affected or impaired thereby.

Exhibit KJT-5

IN WITNESS WHEREOF, the parties have caused this Agreement to be duly executed effective as of the day of . This Agreement supercedes any previous agreement between the Service Company and the Client Companies.

Deleted: 25th

Deleted: February

Deleted: 2011

FirstEnergy Service Company

By: _____

K. Jon Taylor,
Vice President & Controller & CAO

Deleted: Harvey L. Wagner

Client Companies:

**Ohio Edison Company
The Cleveland Electric Illuminating
Company
The Toledo Edison Company
Pennsylvania Power Company
American Transmission Systems,
Incorporated
Pennsylvania Electric Company
Waverly Electric Power & Light
Company
Metropolitan Edison Company
Monongahela Power Company
The Potomac Edison Company
West Penn Power Company
PATH-Allegheny Land Acquisition
Company
PATH-Allegheny Maryland
Transmission Company, LLC
PATH Allegheny Transmission
Company, LLC
PATH Allegheny Virginia
Transmission Corporation
AYE Series, Potomac-Appalachian
Transmission Highline, LLC
Trans-Allegheny Interstate Line
Company
Mid-Atlantic Interstate Transmission,
LLC**

By: _____

Steven E. Strah Senior Vice
President & President

Deleted: Charles E. Jones ¶

Exhibit KJT-5

**Jersey Central Power & Light
Company**

By: _____

James V. Fakult President

Deleted: Donald M. Lynch ¶

REVISED AMENDED AND RESTATED MUTUAL ASSISTANCE AGREEMENT

THIS REVISED AMENDED AND RESTATED MUTUAL ASSISTANCE AGREEMENT, dated as of _____, 2012, between and among JERSEY CENTRAL POWER & LIGHT COMPANY (“JCP&L”), METROPOLITAN EDISON COMPANY (“Met-Ed”), PENNSYLVANIA ELECTRIC COMPANY (“Penelec”), PENNSYLVANIA POWER COMPANY (“Penn Power”), OHIO EDISON COMPANY (“Ohio Ed”), THE CLEVELAND ELECTRIC ILLUMINATING COMPANY (“CEI”), THE TOLEDO EDISON COMPANY (“Toledo Ed”), FIRSTENERGY SERVICE COMPANY (“FESC”), GPU NUCLEAR, INC.¹ (“GPUN”), FIRSTENERGY NUCLEAR OPERATING COMPANY (“FENOC”), AMERICAN TRANSMISSION SYSTEMS, INCORPORATED (“ATSI”), FIRSTENERGY PROPERTIES, INC. (“FE Properties”), BAY SHORE POWER COMPANY (“Bay Shore”), FIRSTENERGY GENERATION, LLC (“GenCo”), WEST PENN POWER COMPANY (“West Penn”), MONONGAHELA POWER COMPANY (“Mon Power”), THE POTOMAC EDISON COMPANY (“Potomac Ed”), , TRANS-ALLEGHENY INTERSTATE LINE COMPANY (“TrAILCo”), MID-ATLANTIC INTERSTATE TRANSMISSION, LLC (“MAIT”) AND FIRSTENERGY TRANSMISSION, LLC, and its subsidiaries (“FirstEnergy Transmission”) (each individually a “Company” or a “Party” and collectively the “Companies” or “Parties”), each a subsidiary of FirstEnergy Corp. (“FirstEnergy”), a public utility holding company under the Public Utility Holding Company Act of 2005 (the “PUHCA 2005”), and their subsidiaries.

RECITALS

WHEREAS, on October 1, 1982, the Pennsylvania Public Utility Commission (“PaPUC” or “Commission”) at Docket No. G-820167 approved pursuant to the then Section 701.1 of the Pennsylvania Public Utility Law – now Section 2102 of the Pennsylvania Public Utility Code an agreement between Met-Ed and Penelec with respect to the exchange of services and goods by and between them and their affiliated companies such as, by way of example: (a) design, engineering, construction, operation, maintenance and fuel procurement for coal-fired generating stations; (b) other fossil fuel generation services; (c) lab testing, research and development, engineering and support services for generation, transmission and distribution, construction and maintenance; (d) microfilming; (e) records retention and storage; and (f) goods incidental to such services (the “1982 Agreement”); and

WHEREAS, on December 17, 1993, the PaPUC at Docket No. G-00930355 approved, as a supplement to the 1982 Agreement, an agreement between Met-Ed, Penelec, JCP&L, GPU Service Corporation (“GPUS”) and GPU Nuclear Corporation (collectively Met-Ed, Penelec, JCP&L, GPUS and GPU Nuclear Corporation are referred to as the “GPU Companies”) pursuant to Section 2102 of the Pennsylvania Public Utility Code, 66 Pa.C.S. § 2102, with respect to the exchange of services and

¹ GPU Nuclear Corporation was renamed GPU Nuclear, Inc. in 1996.

goods by and between them such as: (a) reprographics services; (b) restoration, maintenance and repair services for generation, transmission and distribution facilities; (c) remittance processing services; (d) treasury services; (e) accounts payable services; (f) use of office, warehouse, storage and other space or facilities; (g) data processing and other computer services; (h) legal services; and (i) goods, including, electric generation, other production, transmission, distribution, office, administrative and general plant materials, supplies and equipment not “in place” or “installed” (the “1993 MAA”); and **WHEREAS**, as a result of the FirstEnergy/GPU merger in November 2001 (the “FirstEnergy/GPU Merger”), FirstEnergy became a registered holding company under the Public Utility Holding Company Act of 1935 and FESC was formed to replace GPUS as the primary provider of various corporate, managerial and administrative support services within the FirstEnergy holding company system, and the PaPUC on February 4, 2003, in Docket No. G-00020987 approved Met-Ed, Penelec and Penn Power entering into a new service agreement with FESC (the “Existing FESC Service Agreement”), which is not altered, modified or changed by this Amended and Restated Mutual Assistance Agreement; and

WHEREAS, as a result of the FirstEnergy/GPU Merger, FESC provides services within the FirstEnergy holding company system under the Existing FESC Service Agreement that include the following services (or the management of such services): executive services, accounting and finance, internal auditing, various treasury functions, risk management, human resources, corporate affairs, government affairs, environmental, corporate communications, operations management, supply chain, information technology, construction, maintenance, customer service, regulated commodity sourcing, FERC policy and compliance, energy efficiency, corporate real estate, records management, asset oversight, strategic planning and operations, rates and regulatory affairs, flight operations, performance management, business development, investment management and legal services; and

WHEREAS, as a result of the FirstEnergy/GPU Merger, Ohio Ed, CEI, Toledo Ed and Penn Power became affiliates of Met-Ed and Penelec in the same relationship, as affiliated operating companies within the FirstEnergy holding company system, that Met-Ed, Penelec and JCP&L theretofore had with each other within the GPU holding company system as public utility companies engaged in the transmission, distribution and sale of electricity to and for the public in their respective service territories; and

WHEREAS, as a result of the merger of Allegheny Energy, Inc. (“Allegheny”) and a subsidiary of FirstEnergy on February 25, 2011 (the “FirstEnergy/Allegheny Merger”), West Penn, Mon Power, Potomac Ed, and the Trans Allegheny Interstate Line Company also became affiliated operating companies in the same relationship as other affiliated operating companies within the FirstEnergy holding system; and

WHEREAS, FirstEnergy Transmission and Penelec, Met-Ed, and JCP&L have entered into operating and capital contribution agreements regarding the formation, operation and their respective membership interests in, MAIT and, as a result of which MAIT has also become an affiliated operating company in the same relationship as other affiliated operating companies within the FirstEnergy holding system (collectively, Ohio Ed, CEI, Toledo Ed, Penn Power, JCP&L, Met-Ed, Penelec, West Penn, Mon Power, Potomac Ed, ATSI, TrAILCo, and MAIT are referred to herein as the “Operating Companies”);

WHEREAS, from time to time, the Operating Companies may request and/or may require non-power goods and services from one or more of the other Operating Companies ; and

WHEREAS, from time to time, GPUN, FESC, and FirstEnergy Transmission may request and/or may require goods and services from the Operating Companies and, to the degree not addressed in another agreement, GPUN, and FirstEnergy Transmission may provide non-power goods and services to the Operating Companies; and

WHEREAS, in light of changes outlined above and because from time to time various opportunities arise for the Companies to effect economies and better utilization of available resources through transfers of a broader range of goods and services by, between and among the Companies, the Companies desire to enter into this Amended and Restated Mutual Assistance Agreement, which supersedes any other agreements that may have existed between the parties hereto related to the matters covered by this Amended and Restated Mutual Assistance Agreement, as applicable, for providing mutual services by and between them.

NOW, THEREFORE, the Companies, intending to be legally bound, agree as follows:

1. **SERVICES**. As used herein “*Services*” refers to the list of services set forth in Attachment I hereto. Additional services sought to be included within this Amended and Restated Mutual Assistance Agreement will first be filed with the PaPUC for Commission review.

2. **GOODS**. As used herein “*Goods*” refers to goods incidental to the Services, electric transmission, distribution, office, administrative and general plant materials, supplies and equipment not “in place” or “installed.” As contemplated hereunder, transactions in Goods may, but need not be, incidental to the provision of Services.

3. **REQUESTS FOR GOODS AND SERVICES**. From time to time, each Company, in its sole discretion may determine, may request, or, upon the request of another Company, may furnish to such other Company, upon the terms and conditions set forth herein, one or more of the Goods or Services (including, in the case of Goods, those which at the time are inadequate, obsolete, unfit, or unnecessary or unadapted for use in the operations of the Company to which such request is made).

4. **PRICING**.

(a) All transactions carried out pursuant hereto shall be effected as follows:

(i) if an Operating Company furnishes Goods or Services to an Operating Company , then such furnishing Company shall be paid for such Goods or Services at cost in the case of the performance of Services (including all applicable direct and indirect costs of the furnishing Company), or cost less accumulated depreciation in the case of the sale of Goods (including all applicable direct and indirect costs of the furnishing Company);

(ii) if an Operating Company furnishes Goods or Services to FESC , the Operating Company shall be paid for such Goods or Services at the higher of (A) cost in

the case of the performance of Services (including all applicable direct and indirect costs of the furnishing Company), or cost less depreciation in the case of the sale of Goods (including all applicable direct and indirect costs of the furnishing Company) or (B) market price; and

(iii) (A) if an Operating Company furnishes Goods or Services to GPUN, FENOC, FE Properties, Bay Shore or GenCo, then the furnishing Company shall be paid for such Goods or Services at a price that is the higher of cost or market price; or (B) if GPUN, FENOC, FE Properties, Bay Shore or GenCo furnishes Goods or Services to an Operating Company, then the furnishing Company shall be paid for such Goods or Services at a price that is no higher than market price. (b) Costs include, as applicable, wages and salaries of employees and related fringe benefit expenses (such as health care, life insurance, payroll taxes, pensions and other employee welfare expenses), equipment, tooling, materials, subcontract costs, overheads, cost of capital, and taxes.

5. BILLING, PAYMENT AND ACCOUNTING.

(a) Costs are accumulated within the Companies' integrated accounting system related to the Services and Goods provided hereunder in order to support the inter-company billing, which shall be performed monthly. Details supporting each transaction are contained within the integrated accounting system, in accordance with applicable FirstEnergy procedures and processes, as amended from time to time.

(b) Direct charges to a Company shall be made so far as charges can be identified and related to the particular transactions involved without excessive effort or expense. Whenever possible, charges for Services rendered hereunder between the Companies, including personnel and non-personnel costs and expenses and related costs and expenses that relate to a particular requesting Company, shall be billed by the providing Company directly to such requesting Company. For those charges that cannot be direct billed either because the Services giving rise to those charges are provided to, or on behalf of, more than one recipient Company or the charges themselves are not easily susceptible to precise identification with a particular or specific transaction, the providing Company shall allocate such costs in accordance with an allocation method recommended and provided by FESC from among its approved allocation methods (which is attached hereto as Attachment II) as such methods may be amended, modified or changed from time to time.

(c) To the extent a Company is required to pay cost for Goods or Services, as provided in Section 4 of this Agreement, such costs:

(i) shall not exceed a fair and equitable allocation of expenses (including the price paid for goods) plus reasonable compensation for necessary capital procured through the issuance of capital stock (or similar securities);

(ii) for Services rendered by a providing Company shall be determined and calculated based upon the time records of employees, and records of related expenses, including out-of-pocket expenses that are billed at cost;

(iii) may include taxes, interest, other overhead, and compensation for the use of capital procured by the issuance of capital stock (or similar securities), which shall be fairly and equitably allocated. Interest on borrowed capital and compensation for the use of capital shall represent a reasonable return on only the amount of capital reasonably necessary for the performance of services or construction for, or the selling of goods to, customers for whom transactions are performed at cost. Such amount shall not include the cost of assignment of, or any capitalization of, any service, sales, or construction contract; and

(iv) shall not include any expense (including the price paid for goods) incurred in a transaction with an affiliated Company of the providing Company, to the extent that it exceeds the cost of such transaction to such affiliated Company.

(d) Inter-Company billing is performed with the close of each month and will be payable within thirty days following such monthly closing. For the sale of Goods, asset transfer documentation is completed and the transaction is included in the monthly intercompany billing. The detailed records, related to the rendering of, and payment for, the Goods or Services, supporting the inter-company bills are available within the integrated system, so that the receiving Company can reasonably determine the nature and extent of the Services or Goods provided by the providing Company, including the rates, hours and related cost elements applicable to such Service or Good.

(e) Payments shall be made by cash remittance from the receiving Company to the providing Company or by appropriate accounting transfer entries on the books of both Companies, which are reconciled daily, in accordance with applicable FirstEnergy policies and procedures.

(f) Any amount remaining unpaid after thirty (30) days following receipt of the bill shall bear interest thereon from the date of the bill until payment at such rate as would apply in accordance with applicable FirstEnergy policies and procedures.

(g) Inter-Company billings hereunder shall be reconciled each month to assure that all expenses have been billed, and also in order to detect and correct over- or under-billings.

(h) The Internal Auditing Department shall periodically audit inter-Company transactions and billings hereunder. The audits shall also include an evaluation of the work order process in order to assure that transactions and charges have been properly authorized, calculated, allocated, if applicable, invoiced, recorded, paid and tracked.

(i) The supporting records and details related to all inter-company billings, including direct charges and allocated charges, and applicable allocation methods (in order to enable testing with respect to cost allocations to and from affiliates), will be retained for auditing purposes in accordance with applicable law and regulation.

6. **WAIVER**. To the extent that the Goods and Services are furnished at cost, or cost less depreciation, if any pursuant to Section 4, and to facilitate the undertaking of this Agreement, each Company expressly waives any right it may have to recover from the other Companies for any losses, damages, penalties, liabilities, claims or expenses (including damage to its own property or liabilities to third parties) for any cause whatsoever including without limitation the negligence of the other Companies, its employees and agents in connection with the provision of Goods and Services that are furnished at cost.

7. **TERMINATION**. This Amended and Restated Mutual Assistance Agreement shall be effective on the date of execution, or such later date as approved by the applicable regulatory authority, and will remain in effect until December 31, 2016. This initial term will be automatically extended for successive periods of one year unless any Party gives sixty days' notice of termination to the other Parties prior to the end of the calendar year then in effect. Unless otherwise agreed by the Parties, such termination shall not affect or excuse the performance of transactions entered into on behalf of either Party prior to notice of termination. This Agreement shall remain in effect until all Parties have fully performed their obligations under said transactions.

8. **MODIFICATION OR AMENDMENT**. No amendment, change or modification to this Amended and Restated Mutual Assistance Agreement shall be valid, unless made in writing and signed by the Parties hereto, and upon the receipt of any required regulatory approvals as described in Paragraph 9 below.

9. **REGULATORY APPROVALS; STATE LAW**. The provision of Goods or Services hereunder by, and for, any Operating Company hereto shall be subject to the receipt of any other regulatory approvals which may pertain to, or be necessary for, a particular Operating Company or transaction involving a particular Operating Company.. This Amended and Restated Mutual Assistance Agreement, and any amendments thereto, shall be subject to the approval of any state commission or other regulatory body whose approval is, by the laws of said jurisdiction, a legal prerequisite to an Operating Company's execution, delivery and/or performance of this Amended and Restated Mutual Assistance Agreement for any particular Operating Company hereunder, and any transactions hereunder shall be in compliance with applicable state laws and regulations.

10. **GOVERNING LAW**. For purposes of providing Goods or Services hereunder, in the case of each transaction hereunder, this Amended and Restated Mutual Assistance Agreement shall be governed by, and construed under, the laws of the state in which are located the principal offices of the Company providing the Goods or Services hereunder, without regard to its conflict of laws provisions.

11. **ASSIGNMENT**. This Amended and Restated Mutual Assistance Agreement shall inure to the benefit and shall be binding upon the undersigned parties and their respective successors and assigns. No assignment of this Amended and Restated Mutual Assistance Agreement or of any Party's rights, interests or obligations hereunder, may be made without the other Parties' consent, which shall not be unreasonably withheld, delayed or conditioned.

12. **ENTIRE AGREEMENT**. This Amended and Restated Mutual Assistance Agreement together with its attachments, constitutes the entire understanding and agreement of the Parties with respect to its subject matter, and effective upon the execution of this

Amended and Restated Mutual Assistance Agreement by the respective Parties hereof, any and all prior agreements, understandings or representations with respect to this subject matter are hereby terminated and canceled in their entirety and are of no further force and effect, except to the extent (a) the transactions thereunder have taken place prior to the effective date in which case such agreements will govern the terms of such transactions, and (b) the Existing FESC Service Agreement is considered an agreement with respect to this subject matter, it shall not be terminated. In the event of any conflict between the provisions of this Agreement and the Existing FESC Agreement, the provisions of the Existing FESC Agreement will control.

13. **SEVERABILITY.** If any provision of this Amended and Restated Mutual Assistance Agreement shall be held by a court of competent jurisdiction to be invalid, illegal, or unenforceable, the validity, legality, and enforceability of the remaining provisions shall in no way be affected or impaired thereby.

IN WITNESS WHEREOF, the Parties have executed this Amended and Restated Mutual Assistance Agreement on of the date first above written:

JERSEY CENTRAL POWER & LIGHT COMPANY

By: _____

METROPOLITAN EDISON COMPANY

By: _____

PENNSYLVANIA ELECTRIC COMPANY

By: _____

PENNSYLVANIA POWER COMPANY

By: _____

OHIO EDISON COMPANY

By: _____

THE CLEVELAND ELECTRIC ILLUMINATING
COMPANY

By: _____

THE TOLEDO EDISON COMPANY

By: _____

GPU NUCLEAR, INC.

By: _____

FIRSTENERGY SERVICE COMPANY

By: _____

WEST PENN POWER COMPANY

By: _____

MONONGAHELA POWER COMPANY

By: _____

THE POTOMAC EDISON COMPANY

By: _____

FIRSTENERGY TRANSMISSION, LLC,

By: _____

FIRSTENERGY NUCLEAR OPERATING COMPANY

By: _____

AMERICAN TRANSMISSION SYSTEMS,
INCORPORATED

By: _____

FIRSTENERGY PROPERTIES, INC.

By: _____

BAY SHORE POWER COMPANY

By: _____

FIRSTENERGY GENERATION CORP.

By: _____

TRANS-ALLEGHENY INTERSTATE LINE
COMPANY

By: _____

MID-ATLANTIC INTERSTATE TRANSMISSION, LLC

By: _____

ATTACHMENT I

SERVICES.

As used herein “**Services**” refers to the following list of services, which a Company may request, or, upon the request of another Company, may furnish to such other Company:

Product or Service	Product / Service Description	Indirect Allocation Methods
Engineering, Operating, Maintenance and Management Services	Design, engineering, commission, construction, operation, restoration, corrective and preventative maintenance, repair, testing and nonpower services incidental to transmission and distribution facilities (including substation and line maintenance), generation facilities operations and maintenance (including personnel to perform such services), and asset management services.	Multiple Factor - Utility Multiple Factor – Non-Utility Multiple Factor – Utility and Non-Utility Direct Charge Ratio
Engineering Support Services	Lab testing, research and development, engineering and support services for transmission and distribution, construction and maintenance facilities, functions and activities.	Multiple Factor - Utility Multiple Factor – Non-Utility Multiple Factor – Utility and Non-Utility Direct Charge Ratio
Use of Space	Use or lease of office, warehouse, storage and other space or facilities, and associated warehousing and storage services.	Multiple Factor - Utility Multiple Factor – Non-Utility Multiple Factor – Utility Direct Charge Ratio
Regional Support Services	Utilize utility operations level experience to provide regional support related to utility operations functions including in connection with providing Engineering Services, Human Resource Services, Facilities Services, Regional Claim Services, Labor Contract Negotiation Services, Area Managers, and related utility operations’ functions.	Multiple Factor - Utility Multiple Factor – Non-Utility Multiple Factor – Utility Direct Charge Ratio
Storm Support Services	Utilize utility operations level experience to provide storm support services including storm-related construction and reconstruction, operations and line restoration services to address storm-related conditions	Multiple Factor - Utility Multiple Factor – Non-Utility Multiple Factor – Utility Direct Charge Ratio

Exhibit KJT-6

Product or Service	Product / Service Description	Indirect Allocation Methods
Environmental Services	Provide services and assistance related to identifying, managing and remediating environmental threats or risks.	Multiple Factor - Utility Multiple Factor – Non-Utility Multiple Factor – Utility Direct Charge Ratio
Communications/Software Services	Services include pagers, cell phones, computers, radios, I-Pads, laptops, software and hardware.	Multiple Factor – Utility Direct Charge Ratio
Meter Services	Provide services related to maintenance, operation, engineering, testing and repair of meters and related equipment.	Multiple Factor – Utility Direct Charge Ratio
Transportation and Garage Services	Provide services related to transportation maintenance practices and support.	Multiple Factor - Utility Multiple Factor – Non-Utility Multiple Factor – Utility Direct Charge Ratio
Forestry and Vegetation Management Services	Provide services related to forestry and vegetation management such as routine pruning, controlling or removing of vegetation as required to maintain line reliability, maintain access, make repairs, or restore service.	Multiple Factor - Utility Multiple Factor – Non-Utility Multiple Factor – Utility Direct Charge Ratio
Microfilming Services	Provide services related to microfilm storage and retrieval.	Multiple Factor – Utility Direct Charge Ratio
Records Retention and Storage	Provide services related to records storage, records retrieval, records retention and records planning.	Multiple Factor – Utility Direct Charge Ratio
Reprographics Services	Provide services related to production printing, document imaging and graphic services.	Multiple Factor – Utility Direct Charge Ratio
Remittance Processing	Provide services related to processing customer payments and depositing funds.	Number of Payments Ratio

Exhibit KJT-6

Product or Service	Product / Service Description	Indirect Allocation Methods
Transmission and Distribution Skills Training	Develop and facilitate technical and safety training for workers associated with distribution activities, including line, substation, meter, fleet, warehouse, field engineering, and dispatch. Provide support through equipment evaluation, training analyses, job assessments, and project coordination.	Number of Participating Employees – General

ATTACHMENT II

List of FirstEnergy Service Company Allocation Methods as approved by the Securities and Exchange Commission as of as of June 1, 2003.

METHODS OF ALLOCATION

1. Multiple Factor – All
 - A. FirstEnergy will bear 5% of these Indirect Allocations. The remaining Indirect Allocations will be allocated among the Utility and the Non-Utility Subsidiaries based on FirstEnergy's equity investment in the respective groups.
 - B. A subsequent allocation step will then occur. Among the Utility Subsidiaries, allocations will be based upon the "Multiple Factor - Utility" method. Among the Non-Utility Subsidiaries, allocations will be based upon the "Multiple Factor - NonUtility" method.
2. Multiple Factor – Utility

Based on the sum of the weighted averages of the following factors:

 - A. Gross transmission and/or distribution plant
 - B. Operating and maintenance expense excluding purchased power and fuel costs
 - C. Transmission and/or distribution revenues, excluding transactions with affiliates

Each of the above factors will be weighted equally so that no one facet of the utility operations inordinately influences the distribution of costs
3. Multiple Factor - Non-Utility

Based upon the total assets of each Non-Utility Subsidiary, including the generating assets under operating leases to the Utility Subsidiaries.
4. Multiple Factor - Utility and Non-Utility
 - A. First assign a distribution ratio that is in proportion to the Indirect Costs based on FirstEnergy's equity investment in the respective groups.
 - B. Among the Utility Subsidiaries, allocations will be based upon the "Multiple Factor - Utility" method. Among the Non-Utility Subsidiaries, allocations will be based upon the "Multiple Factor - Non-Utility" method.

5. Direct Charge Ratio

The ratio of direct charges for a particular product or service to an individual Subsidiary as a percentage of the total direct charges for a particular product or service to all Subsidiaries benefiting from such services. Indirect Costs are then allocated to each Subsidiary based on the calculated ratios.

6. Number of Customers Ratio

Based on the number of Utility distribution customers for the respective Utility Subsidiary receiving the product or service divided by the total number of Utility distribution customers.

7. Number of Shopping Customers Ratio

Based on the number of shopping customers for the respective Utility Subsidiary receiving the product or service divided by the total number of shopping customers.

8. Number of Participating Employees – General

Based on the number of participating employees for the respective Subsidiary receiving the product or service divided by the total number of participating employees.

9. Number of Participating Employees - Utility and Non-Utility

A. First assign a distribution ratio that is in proportion to the Indirect Costs based on FirstEnergy's equity investment in the respective groups.

B. Costs are further allocated by using the number of participating employees for the respective Subsidiary divided by the total number of participating FirstEnergy employees.

10. Gigabytes Used Ratio

Based on the number of gigabytes utilized by a Subsidiary receiving the product or service divided by the total number of gigabytes used by the FirstEnergy system companies applicable to that respective product or service.

11. Number of Computer Workstations Ratio

Based on the number of computer workstations utilized by a Subsidiary receiving the product or service divided by the total number of computer workstations in use by the FirstEnergy system companies applicable to that respective product or service.

12. Number of Billing Inserts Ratio

Based on the number of billing inserts performed for a Subsidiary receiving the product or service divided by the total number of billing inserts performed for the FirstEnergy system companies applicable to that respective product or service.

13. Number of Invoices Ratio

Based on the number of invoices processed for a Subsidiary receiving the product or service divided by the total number of invoices processed for the FirstEnergy system companies applicable to that respective product or service.

14. Number of Payments Ratio

Based on the number of monthly payments processed for a Subsidiary divided by the total monthly number of payments processed for the FirstEnergy system companies applicable to that respective product or service.

15. Daily Print Volume

Based on the average daily print volume performed for a Subsidiary receiving the service divided by the total average daily print volume performed for the entire FirstEnergy system.

16. Number of Intel Servers

Based on the number of Intel servers utilized by a Subsidiary receiving the product or service divided by the total number of Intel servers utilized by the FirstEnergy system.

17. Application Development Ratio

Based on the number of application development hours budgeted for a Subsidiary receiving the service divided by the total number of budgeted application development hours for the year.

18. Server Support Composite

Based on the average ratio of UNIX gigabytes, SAP gigabytes and Intel number of servers for a Subsidiary receiving the service.

Exhibit KJT-6

REVISED AMENDED AND RESTATED MUTUAL ASSISTANCE AGREEMENT

THIS REVISED AMENDED AND RESTATED MUTUAL ASSISTANCE AGREEMENT, dated as of _____, 2012, between and among JERSEY CENTRAL POWER & LIGHT COMPANY (“JCP&L”), METROPOLITAN EDISON COMPANY (“Met-Ed”), PENNSYLVANIA ELECTRIC COMPANY (“Penelec”), PENNSYLVANIA POWER COMPANY (“Penn Power”), OHIO EDISON COMPANY (“Ohio Ed”), THE CLEVELAND ELECTRIC ILLUMINATING COMPANY (“CEI”), THE TOLEDO EDISON COMPANY (“Toledo Ed”), FIRSTENERGY SERVICE COMPANY (“FESC”), GPU NUCLEAR, INC.¹ (“GPUN”), FIRSTENERGY NUCLEAR OPERATING COMPANY (“FENOC”), AMERICAN TRANSMISSION SYSTEMS, INCORPORATED (“ATSI”), FIRSTENERGY PROPERTIES, INC. (“FE Properties”), BAY SHORE POWER COMPANY (“Bay Shore”), FIRSTENERGY GENERATION, LLC (“GenCo”), WEST PENN POWER COMPANY (“West Penn”), MONONGAHELA POWER COMPANY (“Mon Power”), THE POTOMAC EDISON COMPANY (“Potomac Ed”), ~~TRANS-ALLEGHENY INTERSTATE LINE COMPANY (“TrAILCo”), MID-ATLANTIC INTERSTATE TRANSMISSION, LLC (“MAIT”) AND~~ FIRSTENERGY TRANSMISSION, LLC, and its subsidiaries (“FirstEnergy Transmission”) (each individually a “Company” or a “Party” and collectively the “Companies” or “Parties”), each a subsidiary of FirstEnergy Corp. (“FirstEnergy”), a public utility holding company under the Public Utility Holding Company Act of 2005 (the “PUHCA 2005”), and their subsidiaries.

Deleted: ALLEGHENY ENERGY SERVICE CORPORATION (“AESC”)

Deleted:

RECITALS

WHEREAS, on October 1, 1982, the Pennsylvania Public Utility Commission (“PaPUC” or “Commission”) at Docket No. G-820167 approved pursuant to the then Section 701.1 of the Pennsylvania Public Utility Law – now Section 2102 of the Pennsylvania Public Utility Code an agreement between Met-Ed and Penelec with respect to the exchange of services and goods by and between them and their affiliated companies such as, by way of example: (a) design, engineering, construction, operation, maintenance and fuel procurement for coal-fired generating stations; (b) other fossil fuel generation services; (c) lab testing, research and development, engineering and support services for generation, transmission and distribution, construction and maintenance; (d) microfilming; (e) records retention and storage; and (f) goods incidental to such services (the “1982 Agreement”); and

WHEREAS, on December 17, 1993, the PaPUC at Docket No. G-00930355 approved, as a supplement to the 1982 Agreement, an agreement between Met-Ed, Penelec, JCP&L, GPU Service Corporation (“GPUS”) and GPU Nuclear Corporation (collectively Met-Ed, Penelec, JCP&L, GPUS and GPU Nuclear Corporation are referred to as the “GPU Companies”) pursuant to Section 2102 of the Pennsylvania Public Utility Code, 66 Pa.C.S. § 2102, with respect to the exchange of services and

¹ GPU Nuclear Corporation was renamed GPU Nuclear, Inc. in 1996.

Exhibit KJT-6

goods by and between them such as: (a) reprographics services; (b) restoration, maintenance and repair services for generation, transmission and distribution facilities; (c) remittance processing services; (d) treasury services; (e) accounts payable services; (f) use of office, warehouse, storage and other space or facilities; (g) data processing and other computer services; (h) legal services; and (i) goods, including, electric generation, other production, transmission, distribution, office, administrative and general plant materials, supplies and equipment not “in place” or “installed” (the “1993 MAA”); and **WHEREAS**, as a result of the FirstEnergy/GPU merger in November 2001 (the “FirstEnergy/GPU Merger”), FirstEnergy became a registered holding company under the Public Utility Holding Company Act of 1935 and FESC was formed to replace GPUS as the primary provider of various corporate, managerial and administrative support services within the FirstEnergy holding company system, and the PaPUC on February 4, 2003, in Docket No. G-00020987 approved Met-Ed, Penelec and Penn Power entering into a new service agreement with FESC (the “Existing FESC Service Agreement”), which is not altered, modified or changed by this Amended and Restated Mutual Assistance Agreement; and

WHEREAS, as a result of the FirstEnergy/GPU Merger, FESC provides services within the FirstEnergy holding company system under the Existing FESC Service Agreement that include the following services (or the management of such services): executive services, accounting and finance, internal auditing, various treasury functions, risk management, human resources, corporate affairs, government affairs, environmental, corporate communications, operations management, supply chain, information technology, construction, maintenance, customer service, regulated commodity sourcing, FERC policy and compliance, energy efficiency, corporate real estate, records management, asset oversight, strategic planning and operations, rates and regulatory affairs, flight operations, performance management, business development, investment management and legal services; and

WHEREAS, as a result of the FirstEnergy/GPU Merger, Ohio Ed, CEI, Toledo Ed and Penn Power became affiliates of Met-Ed and Penelec in the same relationship, as affiliated operating companies within the FirstEnergy holding company system, that Met-Ed, Penelec and JCP&L theretofore had with each other within the GPU holding company system as public utility companies engaged in the transmission, distribution and sale of electricity to and for the public in their respective service territories; and

WHEREAS, as a result of the merger of Allegheny Energy, Inc. (“Allegheny”) and a subsidiary of FirstEnergy on February 25, 2011 (the “FirstEnergy/Allegheny Merger”), West Penn, Mon Power, Potomac Ed, and the Trans Allegheny Interstate Line Company also became affiliated operating companies in the same relationship as other affiliated operating companies within the FirstEnergy holding system; and

WHEREAS, FirstEnergy Transmission and Penelec, Met-Ed, and JCP&L have entered into operating and capital contribution agreements regarding the formation, operation and their respective membership interests in, MAIT and, as a result of which MAIT has also become an affiliated operating company in the same relationship as other affiliated operating companies within the FirstEnergy holding system (collectively, Ohio Ed, CEI, Toledo Ed, Penn Power, JCP&L, Met-Ed, Penelec, West Penn, Mon Power, Potomac Ed, ATSI, TrAILCo, and MAIT are referred to herein as the “Operating Companies”):

Formatted: Font: Bold, Italic

Deleted: -Interstate

Deleted: (collectively, Ohio Ed, CEI, Toledo Ed, Penn Power, JCP&L, Met-Ed, Penelec, West Penn, Mon Power, Potomac Ed, ATSI and TrAILCo are referred to herein as the “Operating Companies”)

Formatted: Font: Bold

Deleted: .

Exhibit KJT-6

WHEREAS, from time to time, the Operating Companies may request and/or may require non-power goods and services from one or more of the other Operating Companies; and

Deleted: or from AESC

WHEREAS, from time to time, GPUN, FESC, and FirstEnergy Transmission may request and/or may require goods and services from the Operating Companies and, to the degree not addressed in another agreement, GPUN, and FirstEnergy Transmission may provide non-power goods and services to the Operating Companies; and

WHEREAS, in light of changes outlined above and because from time to time various opportunities arise for the Companies to effect economies and better utilization of available resources through transfers of a broader range of goods and services by, between and among the Companies, the Companies desire to enter into this Amended and Restated Mutual Assistance Agreement, which supersedes any other agreements that may have existed between the parties hereto related to the matters covered by this Amended and Restated Mutual Assistance Agreement, as applicable, for providing mutual services by and between them.

NOW, THEREFORE, the Companies, intending to be legally bound, agree as follows:

1. **SERVICES.** As used herein "Services" refers to the list of services set forth in Attachment I hereto. Additional services sought to be included within this Amended and Restated Mutual Assistance Agreement will first be filed with the PaPUC for Commission review.

2. **GOODS.** As used herein "Goods" refers to goods incidental to the Services, electric transmission, distribution, office, administrative and general plant materials, supplies and equipment not "in place" or "installed." As contemplated hereunder, transactions in Goods may, but need not be, incidental to the provision of Services.

3. **REQUESTS FOR GOODS AND SERVICES.** From time to time, each Company, in its sole discretion may determine, may request, or, upon the request of another Company, may furnish to such other Company, upon the terms and conditions set forth herein, one or more of the Goods or Services (including, in the case of Goods, those which at the time are inadequate, obsolete, unfit, or unnecessary or unadapted for use in the operations of the Company to which such request is made).

4. **PRICING.**

(a) All transactions carried out pursuant hereto shall be effected as follows:

(i) if an Operating Company furnishes Goods or Services to an Operating Company, then such furnishing Company shall be paid for such Goods or Services at cost in the case of the performance of Services (including all applicable direct and indirect costs of the furnishing Company), or cost less accumulated depreciation in the case of the sale of Goods (including all applicable direct and indirect costs of the furnishing Company);

- Deleted: or
- Deleted: AESC
- Deleted: or AESC
- Deleted: (as applicable)
- Deleted: or AESC
- Deleted: or
- Deleted: AESC (as applicable)

(ii) if an Operating Company furnishes Goods or Services to FESC, the Operating Company shall be paid for such Goods or Services at the higher of (A) cost in

Exhibit KJT-6

the case of the performance of Services (including all applicable direct and indirect costs of the furnishing Company), or cost less depreciation in the case of the sale of Goods (including all applicable direct and indirect costs of the furnishing Company) or (B) market price; and

(iii) (A) if an Operating Company furnishes Goods or Services to GPUN, FENOC, FE Properties, Bay Shore or GenCo, then the furnishing Company shall be paid for such Goods or Services at a price that is the higher of cost or market price; or (B) if GPUN, FENOC, FE Properties, Bay Shore or GenCo furnishes Goods or Services to an Operating Company, then the furnishing Company shall be paid for such Goods or Services at a price that is no higher than market price. (b) Costs include, as applicable, wages and salaries of employees and related fringe benefit expenses (such as health care, life insurance, payroll taxes, pensions and other employee welfare expenses), equipment, tooling, materials, subcontract costs, overheads, cost of capital, and taxes.

Deleted: or AESC (as applicable)

Deleted: or AESC

5. **BILLING, PAYMENT AND ACCOUNTING.**

(a) Costs are accumulated within the Companies' integrated accounting system related to the Services and Goods provided hereunder in order to support the inter-company billing, which shall be performed monthly. Details supporting each transaction are contained within the integrated accounting system, in accordance with applicable FirstEnergy procedures and processes, as amended from time to time.

(b) Direct charges to a Company shall be made so far as charges can be identified and related to the particular transactions involved without excessive effort or expense. Whenever possible, charges for Services rendered hereunder between the Companies, including personnel and non-personnel costs and expenses and related costs and expenses that relate to a particular requesting Company, shall be billed by the providing Company directly to such requesting Company. For those charges that cannot be direct billed either because the Services giving rise to those charges are provided to, or on behalf of, more than one recipient Company or the charges themselves are not easily susceptible to precise identification with a particular or specific transaction, the providing Company shall allocate such costs in accordance with an allocation method recommended and provided by FESC from among its approved allocation methods (which is attached hereto as Attachment II) as such methods may be amended, modified or changed from time to time.

(c) To the extent a Company is required to pay cost for Goods or Services, as provided in Section 4 of this Agreement, such costs:

(i) shall not exceed a fair and equitable allocation of expenses (including the price paid for goods) plus reasonable compensation for necessary capital procured through the issuance of capital stock (or similar securities);

(ii) for Services rendered by a providing Company shall be determined and calculated based upon the time records of employees, and records of related expenses, including out-of-pocket expenses that are billed at cost;

Exhibit KJT-6

(iii) may include taxes, interest, other overhead, and compensation for the use of capital procured by the issuance of capital stock (or similar securities), which shall be fairly and equitably allocated. Interest on borrowed capital and compensation for the use of capital shall represent a reasonable return on only the amount of capital reasonably necessary for the performance of services or construction for, or the selling of goods to, customers for whom transactions are performed at cost. Such amount shall not include the cost of assignment of, or any capitalization of, any service, sales, or construction contract; and

(iv) shall not include any expense (including the price paid for goods) incurred in a transaction with an affiliated Company of the providing Company, to the extent that it exceeds the cost of such transaction to such affiliated Company.

(d) Inter-Company billing is performed with the close of each month and will be payable within thirty days following such monthly closing. For the sale of Goods, asset transfer documentation is completed and the transaction is included in the monthly intercompany billing. The detailed records, related to the rendering of, and payment for, the Goods or Services, supporting the inter-company bills are available within the integrated system, so that the receiving Company can reasonably determine the nature and extent of the Services or Goods provided by the providing Company, including the rates, hours and related cost elements applicable to such Service or Good.

(e) Payments shall be made by cash remittance from the receiving Company to the providing Company or by appropriate accounting transfer entries on the books of both Companies, which are reconciled daily, in accordance with applicable FirstEnergy policies and procedures.

(f) Any amount remaining unpaid after thirty (30) days following receipt of the bill shall bear interest thereon from the date of the bill until payment at such rate as would apply in accordance with applicable FirstEnergy policies and procedures.

(g) Inter-Company billings hereunder shall be reconciled each month to assure that all expenses have been billed, and also in order to detect and correct over- or under-billings.

(h) The Internal Auditing Department shall periodically audit inter-Company transactions and billings hereunder. The audits shall also include an evaluation of the work order process in order to assure that transactions and charges have been properly authorized, calculated, allocated, if applicable, invoiced, recorded, paid and tracked.

(i) The supporting records and details related to all inter-company billings, including direct charges and allocated charges, and applicable allocation methods (in order to enable testing with respect to cost allocations to and from affiliates), will be retained for auditing purposes in accordance with applicable law and regulation.

Exhibit KJT-6

6. **WAIVER.** To the extent that the Goods and Services are furnished at cost, or cost less depreciation, if any pursuant to Section 4, and to facilitate the undertaking of this Agreement, each Company expressly waives any right it may have to recover from the other Companies for any losses, damages, penalties, liabilities, claims or expenses (including damage to its own property or liabilities to third parties) for any cause whatsoever including without limitation the negligence of the other Companies, its employees and agents in connection with the provision of Goods and Services that are furnished at cost.

7. **TERMINATION.** This Amended and Restated Mutual Assistance Agreement shall be effective on the date of execution, or such later date as approved by the applicable regulatory authority, and will remain in effect until December 31, 2016. This initial term will be automatically extended for successive periods of one year unless any Party gives sixty days' notice of termination to the other Parties prior to the end of the calendar year then in effect. Unless otherwise agreed by the Parties, such termination shall not affect or excuse the performance of transactions entered into on behalf of either Party prior to notice of termination. This Agreement shall remain in effect until all Parties have fully performed their obligations under said transactions.

Deleted: 3

8. **MODIFICATION OR AMENDMENT.** No amendment, change or modification to this Amended and Restated Mutual Assistance Agreement shall be valid, unless made in writing and signed by the Parties hereto, and upon the receipt of any required regulatory approvals as described in Paragraph 9 below.

9. **REGULATORY APPROVALS; STATE LAW.** The provision of Goods or Services hereunder by, and for, any Operating Company hereto shall be subject to the receipt of any other regulatory approvals which may pertain to, or be necessary for, a particular Operating Company or transaction involving a particular Operating Company. This Amended and Restated Mutual Assistance Agreement, and any amendments thereto, shall be subject to the approval of any state commission or other regulatory body whose approval is, by the laws of said jurisdiction, a legal prerequisite to an Operating Company's execution, delivery and/or performance of this Amended and Restated Mutual Assistance Agreement for any particular Operating Company hereunder, and any transactions hereunder shall be in compliance with applicable state laws and regulations.

Deleted: In particular, and without limiting the generality of the foregoing, JCP&L shall not enter into transactions under this Amended and Restated Mutual Assistance Agreement for any management, advisory, construction or engineering service that in itself or in connection with another transaction relating to the same work, project, transaction or service involves JCP&L's expenditure of a sum exceeding \$25,000

10. **GOVERNING LAW.** For purposes of providing Goods or Services hereunder, in the case of each transaction hereunder, this Amended and Restated Mutual Assistance Agreement shall be governed by, and construed under, the laws of the state in which are located the principal offices of the Company providing the Goods or Services hereunder, without regard to its conflict of laws provisions.

11. **ASSIGNMENT.** This Amended and Restated Mutual Assistance Agreement shall inure to the benefit and shall be binding upon the undersigned parties and their respective successors and assigns. No assignment of this Amended and Restated Mutual Assistance Agreement or of any Party's rights, interests or obligations hereunder, may be made without the other Parties' consent, which shall not be unreasonably withheld, delayed or conditioned.

12. **ENTIRE AGREEMENT.** This Amended and Restated Mutual Assistance Agreement together with its attachments, constitutes the entire understanding and agreement of the Parties with respect to its subject matter, and effective upon the execution of this

Exhibit KJT-6

Amended and Restated Mutual Assistance Agreement by the respective Parties hereof, any and all prior agreements, understandings or representations with respect to this subject matter are hereby terminated and canceled in their entirety and are of no further force and effect, except to the extent (a) the transactions thereunder have taken place prior to the effective date in which case such agreements will govern the terms of such transactions, and (b) the Existing FESC Service Agreement is considered an agreement with respect to this subject matter, it shall not be terminated. In the event of any conflict between the provisions of this Agreement and the Existing FESC Agreement, the provisions of the Existing FESC Agreement will control.

13. **SEVERABILITY**. If any provision of this Amended and Restated Mutual Assistance Agreement shall be held by a court of competent jurisdiction to be invalid, illegal, or unenforceable, the validity, legality, and enforceability of the remaining provisions shall in no way be affected or impaired thereby.

IN WITNESS WHEREOF, the Parties have executed this Amended and Restated Mutual Assistance Agreement on of the date first above written:

JERSEY CENTRAL POWER & LIGHT COMPANY

By: _____

METROPOLITAN EDISON COMPANY

By: _____

PENNSYLVANIA ELECTRIC COMPANY

By: _____

PENNSYLVANIA POWER COMPANY

By: _____

OHIO EDISON COMPANY

By: _____

THE CLEVELAND ELECTRIC ILLUMINATING
COMPANY

By: _____

THE TOLEDO EDISON COMPANY

Exhibit KJT-6

By: _____

GPU NUCLEAR, INC.

By: _____

FIRSTENERGY SERVICE COMPANY

By: _____

WEST PENN POWER COMPANY

By: _____

MONONGAHELA POWER COMPANY

By: _____

THE POTOMAC EDISON COMPANY

By: _____

FIRSTENERGY TRANSMISSION, LLC,

By: _____

FIRSTENERGY NUCLEAR OPERATING COMPANY

By: _____

AMERICAN TRANSMISSION SYSTEMS,
INCORPORATED

By: _____

FIRSTENERGY PROPERTIES, INC.

By: _____

BAY SHORE POWER COMPANY

By: _____

Formatted: Indent: Left: -0.01",
Line spacing: Multiple 1.03 li, Tab
stops: 4.65", Centered

Deleted: ALLEGHENY ENERGY
SERVICE COMPANY ¶
¶
. By: _____

Exhibit KJT-6

FIRSTENERGY GENERATION CORP.

By: _____

TRANS-ALLEGHENY INTERSTATE LINE
COMPANY

By: _____

MID-ATLANTIC INTERSTATE TRANSMISSION, LLC

By: _____

ATTACHMENT I

SERVICES.

As used herein “Services” refers to the following list of services, which a Company may request, or, upon the request of another Company, may furnish to such other Company:

Product or Service	Product / Service Description	Indirect Allocation Methods
Engineering, Operating, <u>Maintenance</u> and Management Services	Design, engineering, commission, construction, operation, restoration, <u>corrective and preventative maintenance</u> , repair, testing and nonpower services incidental to transmission and distribution facilities (including substation and line maintenance), generation facilities operations <u>and maintenance (including personnel to perform such services)</u> , and asset management services.	Multiple Factor - Utility Multiple Factor – Non-Utility Multiple Factor – Utility and Non-Utility Direct Charge Ratio
Engineering Support Services	Lab testing, research and development, engineering and support services for transmission and distribution, construction and maintenance facilities, functions and activities.	Multiple Factor - Utility Multiple Factor – Non-Utility Multiple Factor – Utility and Non-Utility Direct Charge Ratio
Use of Space	Use or lease of office, warehouse, storage and other space or facilities, and associated warehousing and storage services.	Multiple Factor - Utility Multiple Factor – Non-Utility Multiple Factor – Utility Direct Charge Ratio
Regional Support Services	Utilize utility operations level experience to provide regional support related to utility operations functions including in connection with providing Engineering Services, <u>Human Resource Services, Facilities Services, Regional Claim Services, Labor Contract Negotiation Services, Area Managers</u> , and related utility operations’ functions.	Multiple Factor - Utility Multiple Factor – Non-Utility Multiple Factor – Utility Direct Charge Ratio
Storm Support Services	Utilize utility operations level experience to provide storm support services including storm-related construction and reconstruction, operations and line restoration services to address <u>storm-related</u> conditions	Multiple Factor - Utility Multiple Factor – Non-Utility Multiple Factor – Utility Direct Charge Ratio

Formatted Table

Deleted: (

Deleted:)

Deleted: stormrelated

Exhibit KJT-6


Environmental Services	Provide services and assistance related to identifying, managing and remediating environmental threats or risks.	Multiple Factor - Utility Multiple Factor – Non-Utility Multiple Factor – Utility Direct Charge Ratio
<u>Communications/Software Services</u>	<u>Services include pagers, cell phones, computers, radios, I-Pads, laptops, software and hardware.</u>	<u>Multiple Factor – Utility Direct Charge Ratio</u>

Product or Service	Product / Service Description	Indirect Allocation Methods
Meter Services	Provide services related to maintenance, operation, engineering, testing and repair of meters and related equipment.	Multiple Factor – Utility Direct Charge Ratio
Transportation and Garage Services	Provide services related to transportation maintenance practices and support.	Multiple Factor - Utility Multiple Factor – Non-Utility Multiple Factor – Utility Direct Charge Ratio
Forestry and Vegetation Management Services	Provide services related to forestry and vegetation management such as routine pruning, controlling or removing of vegetation as required to maintain line reliability, maintain access, make repairs, or restore service.	Multiple Factor - Utility Multiple Factor – Non-Utility Multiple Factor – Utility Direct Charge Ratio
Microfilming Services	Provide services related to microfilm storage and retrieval.	Multiple Factor – Utility Direct Charge Ratio
Records Retention and Storage	Provide services related to records storage, records retrieval, records retention and records planning.	Multiple Factor – Utility Direct Charge Ratio
Reprographics Services	Provide services related to production printing, document imaging and graphic services.	Multiple Factor – Utility Direct Charge Ratio
Remittance Processing	Provide services related to processing customer payments and depositing funds.	Number of Payments Ratio

Deleted: Testing

Exhibit KJT-6

Transmission and Distribution Skills Training	Develop and facilitate technical and safety training for workers associated with distribution activities, including line, substation, meter, fleet, warehouse, field engineering, and dispatch. Provide support through equipment evaluation, training analyses, job assessments, and project coordination.	Number of Participating Employees – General
---	---	---



ATTACHMENT II

List of FirstEnergy Service Company Allocation Methods as approved by the Securities and Exchange Commission as of as of June 1, 2003.

METHODS OF ALLOCATION

1. Multiple Factor – All

A. FirstEnergy will bear 5% of these Indirect Allocations. The remaining Indirect Allocations will be allocated among the Utility and the Non-Utility Subsidiaries based on FirstEnergy's equity investment in the respective groups.

B. A subsequent allocation step will then occur. Among the Utility Subsidiaries, allocations will be based upon the "Multiple Factor - Utility" method. Among the Non-Utility Subsidiaries, allocations will be based upon the "Multiple Factor - NonUtility" method.

2. Multiple Factor – Utility

Based on the sum of the weighted averages of the following factors:

A. Gross transmission and/or distribution plant

B. Operating and maintenance expense excluding purchased power and fuel costs

C. Transmission and/or distribution revenues, excluding transactions with affiliates

Each of the above factors will be weighted equally so that no one facet of the utility operations inordinately influences the distribution of costs

3. Multiple Factor - Non-Utility

Based upon the total assets of each Non-Utility Subsidiary, including the generating assets under operating leases to the Utility Subsidiaries.

4. Multiple Factor - Utility and Non-Utility

A. First assign a distribution ratio that is in proportion to the Indirect Costs based on FirstEnergy's equity investment in the respective groups.

B. Among the Utility Subsidiaries, allocations will be based upon the "Multiple Factor - Utility" method. Among the Non-Utility Subsidiaries, allocations will be based upon the "Multiple Factor - Non-Utility" method.

Exhibit KJT-6

5. Direct Charge Ratio

The ratio of direct charges for a particular product or service to an individual Subsidiary as a percentage of the total direct charges for a particular product or service to all Subsidiaries benefiting from such services. Indirect Costs are then allocated to each Subsidiary based on the calculated ratios.

6. Number of Customers Ratio

Based on the number of Utility distribution customers for the respective Utility Subsidiary receiving the product or service divided by the total number of Utility distribution customers.

7. Number of Shopping Customers Ratio

Based on the number of shopping customers for the respective Utility Subsidiary receiving the product or service divided by the total number of shopping customers.

8. Number of Participating Employees – General

Based on the number of participating employees for the respective Subsidiary receiving the product or service divided by the total number of participating employees.

9. Number of Participating Employees - Utility and Non-Utility

- A. First assign a distribution ratio that is in proportion to the Indirect Costs based on FirstEnergy's equity investment in the respective groups.
- B. Costs are further allocated by using the number of participating employees for the respective Subsidiary divided by the total number of participating FirstEnergy employees.

10. Gigabytes Used Ratio

Based on the number of gigabytes utilized by a Subsidiary receiving the product or service divided by the total number of gigabytes used by the FirstEnergy system companies applicable to that respective product or service.

11. Number of Computer Workstations Ratio

Based on the number of computer workstations utilized by a Subsidiary receiving the product or service divided by the total number of computer workstations in use by the FirstEnergy system companies applicable to that respective product or service.

Exhibit KJT-6

12. Number of Billing Inserts Ratio

Based on the number of billing inserts performed for a Subsidiary receiving the product or service divided by the total number of billing inserts performed for the FirstEnergy system companies applicable to that respective product or service.

13. Number of Invoices Ratio

Based on the number of invoices processed for a Subsidiary receiving the product or service divided by the total number of invoices processed for the FirstEnergy system companies applicable to that respective product or service.

14. Number of Payments Ratio

Based on the number of monthly payments processed for a Subsidiary divided by the total monthly number of payments processed for the FirstEnergy system companies applicable to that respective product or service.

15. Daily Print Volume

Based on the average daily print volume performed for a Subsidiary receiving the service divided by the total average daily print volume performed for the entire FirstEnergy system.

16. Number of Intel Servers

Based on the number of Intel servers utilized by a Subsidiary receiving the product or service divided by the total number of Intel servers utilized by the FirstEnergy system.

17. Application Development Ratio

Based on the number of application development hours budgeted for a Subsidiary receiving the service divided by the total number of budgeted application development hours for the year.

18. Server Support Composite

Based on the average ratio of UNIX gigabytes, SAP gigabytes and Intel number of servers for a Subsidiary receiving the service.

**FIRSTENERGY CORP. AND SUBSIDIARY COMPANIES
INTERCOMPANY INCOME TAX ALLOCATION AGREEMENT**

WHEREAS, FirstEnergy Corp., a corporation organized under the laws of the State of Ohio (“FirstEnergy”) and a registered holding company under the Public Utility Holding Company Act of 2005 (“Act”), together with its subsidiary companies, direct and indirect, listed as parties hereto, comprise the members of the FirstEnergy consolidated group which will join annually in the filing of a consolidated Federal income tax return, and is now the intention of FirstEnergy and its subsidiaries, direct and indirect, (hereinafter collectively referred to as the “FirstEnergy Group”), to enter into an agreement for the allocation of current federal income taxes pursuant the Act; and

WHEREAS, certain members of the FirstEnergy Group will join annually in the filing of certain consolidated state income tax returns (to the extent permitted or required under applicable state income tax laws), and it is now the intention of the FirstEnergy Group to enter into an agreement for the allocation of current state income taxes; and

WHEREAS, by order dated June 30, 2003, the Securities and Exchange Commission authorized FirstEnergy and its subsidiaries to enter into this agreement as of January 1, 2002, and to allocate consolidated income taxes in the manner herein provided; and

NOW, THEREFORE, each member (“Member”) of the FirstEnergy Group does hereby covenant and agree with one another that the current consolidated income tax liabilities of the FirstEnergy Group shall be allocated as follows:

ARTICLE I.

Definitions and Interpretation

Section 1.1 Definitions. For all purposes of this Agreement, except as otherwise expressly provided, the following terms shall have the following respective meanings:

“Acquisition Indebtedness” means indebtedness incurred by FirstEnergy to finance the acquisition (including related costs) by FirstEnergy of all of the issued and outstanding stock of GPU, Inc. and any renewals or extensions thereof. Acquisition Indebtedness also includes indebtedness incurred by FirstEnergy for the purpose of refinancing the indebtedness relating to the acquisition (including related costs) of all of the issued and outstanding stock of GPU, Inc.

“Code” means the Internal Revenue Code of 1986, as amended.

“Consolidated Group” means FirstEnergy and all of its subsidiaries which, from time to time, may be included in any (i) federal income tax return filed by FirstEnergy in accordance with sections 1501 and 1502 of the Code or (ii) Other

Return.

“Consolidated Return” means any consolidated federal income tax return or Other Return filed by FirstEnergy whether before or after the date hereof, which includes one or more Members of the FirstEnergy Group in a consolidated, combined or unitary group of which FirstEnergy is the common parent.

“Consolidated Return Year” means any period during which FirstEnergy files a consolidated federal income tax return or Other Return that includes one or more Members of the FirstEnergy Group in a consolidated, combined or unitary group of which FirstEnergy is a common parent.

“Consolidated Taxable Income” is the taxable income of the Consolidated Group as computed for federal or state income tax purposes.

“Consolidated Tax Liability” means, with reference to any taxable period, the consolidated, combined or unitary tax liability (including any interest, additions to tax and penalties) of the Consolidated Group for such taxable period (including the consolidated federal income tax liability and other consolidated, combined or unitary liability for Other Taxes).

“Corporate Taxable Income” means the income or loss of an associate company for a tax year computed as though such company had filed a separate return on the same basis as used in the Consolidated Return, except that dividend income from associate companies shall be disregarded, and other intercompany transactions eliminated in the Consolidated Return shall be given appropriate effect.

“Designated Official” means the Director, Tax Services of FirstEnergy Service Company or such other official assigned the responsibilities of Director, Tax Services of FirstEnergy Service Company.

“Other Return” means any consolidated, combined or unitary return of Other Taxes filed by FirstEnergy or another Member of the FirstEnergy Group, whether before or after the date hereof, which covers the operations of one or more Members of the FirstEnergy Group.

“Other Taxes” means any taxes (including any interest and penalties) payable by FirstEnergy or another Member of the FirstEnergy Group to the government of any state, municipal or other political subdivision, including all agencies and instrumentalities of such government.

“Person” means any individual, partnership, firm, corporation, limited liability company, joint stock company, unincorporated association, joint venture, trust or other entity or enterprise, or any government or political subdivision or agency, department or instrumentality thereof.

“Regulations” means the Treasury Regulations promulgated under the Code.

“Separate Return Tax” means the tax on the Corporate Taxable Income of a corporation which is a Member computed for purposes of this Agreement as though such company were not a Member of a consolidated group.

Section. 1.2 References, etc. The words “*hereof*,” “*herein*” and “*hereunder*” and words of similar import when used in this Agreement shall refer to this Agreement as a whole and not to any particular provision of this Agreement. All terms defined herein in the singular shall have the same meanings in the plural and *vice versa*. All References herein to any Person includes such Person's successors and assigns. All references herein to Articles and Sections shall, unless the context requires a different construction, be deemed to be references to the Articles and Sections of this Agreement. In this Agreement, unless a clear contrary intention appears the word “*including*” (and with correlative meaning “include”) means “including but not limited to”.

ARTICLE II.

Preparation and Filing of Tax Returns; Allocations of Taxes

Section 2.1 Federal Returns.

(a) A U.S. consolidated federal income tax return shall be prepared and filed by FirstEnergy for each taxable year in respect of which this Agreement is in effect and for which the Consolidated Group is required or permitted to file a consolidated federal income tax return. FirstEnergy and all its subsidiaries shall execute and file such consents, elections and other documents that may be required or appropriate for the proper filing of such returns.

(b) (i) The Consolidated Group will elect, on a timely basis, in accordance with Code Section 1552(b) and Section 1.1552-1(c)(2) of the Regulations to allocate its consolidated tax liability (other than alternative minimum tax (“AMT”) and its related credits) among its Members under the method described in Sections 1.1502-33(d)(3) and 1.1552-1(a)(2) commencing with the consolidated taxable year ended December 31, 2002. The fixed percentage to be used for purposes of Regulations section 1.1502-33(d)(3)(i) is 100%. The general effect of such method is to first allocated the consolidated tax liability among the Members of the Consolidated Group on the basis of the percentage of the total consolidated tax which the tax of such Member (other than AMT and its related credits) if computed on a separate return basis would bear to the total amount of the taxes (other than AMT and its related credits) for all Members of the group so computed. Then such method allocates an additional amount (the “Tax Benefit Amount”) to each Member up to, but not greater than, the excess, if any, of its Separate Return Tax liability (other than AMT and its related credits) over the amount allocated to such Member in the previous sentence. The total of the Tax Benefit Amounts allocated to Members shall result in payments to, and an increase in the earnings and profits of, the Members who had items of deduction, loss or credits to which such Tax Benefit amount is attributable.

This election is intended to comply with the Act, as modified by Section 2(d) below.

(ii) The allocation of the alternative minimum tax liability incurred by the FirstEnergy Group and the resulting minimum tax credit shall be allocated in the manner set forth in Proposed and Temporary Treasury Regulation Sections 1.1502-55. This method generally allocates (i) and AMT paid by the FirstEnergy Group based on the relative separate adjusted AMT of each Member and (ii) the minimum tax credit ("AMTC") on the basis of the AMT previously assigned to such Member and assuming that AMTC is utilized on a "first in/first out" methodology, and that to the extent that AMTC arising in one year is not fully utilized, such AMTC is utilized proportionately by the Members previously assigned AMT for that year.

(c) Each Member's allocable share of the consolidated income tax liability as determined in Section 2.1(b) hereby shall be used in both (i) the determination of each Member's earnings and profits and (ii) determining the amounts to be paid (as provided in Section 3.4 of this Agreement) by Members to FirstEnergy with respect to each Member's share of the Consolidated Group's Tax liability and payments from FirstEnergy to Members with respect to the use of a Member's tax attributes.

(d) (i) The aggregate of all amounts paid by Members of the Consolidated Group (the "Paying Members") as a result of the excess of each Member's Separate Return Tax liability (as determined under Section 1.1552-1(a)(2)(ii) of the Regulations) over the amount allocated to such Member as its share of the Consolidated Tax Liability under Code Section 1552 (i.e., the Tax Benefit Amount) shall be paid by FirstEnergy to the other Members (the "Loss Members") which had tax deductions, losses and credits to which such payments by the Paying Members are attributable. The apportionment of such payments among Loss Members shall be in a manner that reflects the Consolidated Group's absorption of such tax attributes in the manner described in Section 2.1(e) below. The payments to the Loss Members for their tax attributes shall be pursuant to a consistent method which reasonable reflects such items of loss or credit (such consistency and reasonableness to be determined by the Designated Official).

(ii) Notwithstanding the provisions of section 2.1(d)(i), the Tax Benefit Amount allocated to FirstEnergy and paid to FirstEnergy as a result of its being a Loss Member shall be limited to its Tax Benefit Amount determined without regard to this section 2.1(b)(ii) multiplied by a fraction, the numerator of which is FirstEnergy's interest deduction attributable to Acquisition Indebtedness, and the denominator of which is the sum of all FirstEnergy's deductions. The portion of FirstEnergy's Tax Benefit Amount which cannot be allocated and paid to FirstEnergy due to the operation of this Section shall be reallocated to Paying Members of the Consolidated Group other than FirstEnergy in accordance with the principles contained in section 2.1(b)(i).

(e) In apportioning the payments to Loss Members for the Tax Benefit Amount pursuant to Section 2.1(d) hereof:

(i) any consolidated net operating loss ("NOL") shall be allocated among the group Members pursuant to Regulations Section 1.1502-21(b). To the extent the

consolidated NOL is carried back, any Member's individually allocable NOL shall be deemed carried back and utilized in proportion to the amount that the Member's NOL bears to the consolidated NOL. Analogous principles shall apply in the case of NOL carry forwards;

(ii) with respect to each type of credit used to offset all or a portion of the Consolidated Tax Liability otherwise payable, such credit shall be allocated among the Members by crediting to each Member an amount of credit which that Member would have available to utilize on a separate return basis in a manner consistent with the method set forth in Section 2.1(e)(i) above; and

(iii) the cost of any credit recapture which results in the payment of tax shall be specifically allocated to the Member whose credit is recaptured determined in a manner consistent with the provisions of Section 2.1(e)(i) above.

(f) The allocation of tax shall be subject to further adjustment from time to time on account of the payment of additional tax or the receipt of a refund attributable to either the filing of an amended return or on account of the results of an audit conducted by the Internal Revenue Service or other relevant taxing authority.

Section 2.2 Other Taxes. (a) FirstEnergy will prepare and file (or cause to be prepared and filed all returns of Other Taxes which are required to be filed with respect to the operations of FirstEnergy and its subsidiaries. In the event any taxing authority requires or permits that a combined, consolidated or unitary return be filed for Other Taxes, which return includes both FirstEnergy and a subsidiary, FirstEnergy may elect to file such return and shall have the right to require any Member to be included in such return. FirstEnergy will advise each of its subsidiaries included in each Other Return and each governmental office in which any Other Return is filed. Other Taxes shall be allocated among the FirstEnergy Group in a manner that is consistent with the method set forth in Article 2 hereof. Furthermore, amounts due to FirstEnergy or from FirstEnergy, with respect to Other Taxes, shall be determined in a manner consistent with Sections 2.1(b) and 2.1(d).

(b) Each Member of the FirstEnergy Group that does not file an Other Return together with any other Member of the FirstEnergy Group shall be solely responsible and obligated to pay the tax liability with respect to such return from its own funds. Such returns shall be prepared and filed by FirstEnergy or the Member filing the Other Return.

(c) If any Member of the FirstEnergy Group is required to file a combined, consolidated or unitary return for Other Taxes with another Member of the FirstEnergy Group, but not with FirstEnergy (an "Other Taxes Subgroup"), then FirstEnergy shall have the rights, powers and obligations to file such tax returns and apportion among and, collect and remit from, the applicable Members such Other Taxes as the rights, powers and obligations given to FirstEnergy under this Agreement with respect to the Consolidated Tax Liability. Such returns shall be prepared and filed by FirstEnergy. If the right to file a combined, consolidated or unitary return for Other Taxes is optional, then FirstEnergy shall decide which of its subsidiaries should, to the extent permitted by law, join in filing of such return.

Section 2.3 Member Tax Information. The Members of the Consolidated Group shall submit the tax information requested by the Designated Official of FirstEnergy in the manner and by the date requested, in order to enable the Designated Official to calculate the amounts payable by the Members pursuant to Article 3 hereof.

ARTICLE III.

Responsibility for Tax; Intercompany Payments

Section 3.1 Responsibility. Assuming the Members of the Consolidate Group have fulfilled their obligations pursuant to this Article III, then FirstEnergy will be solely responsible for, and will indemnify and hold each Member of the Consolidated Group harmless with respect to the payment of: (a) the Consolidated Tax Liability for each taxable period for which, as determined under Section 2.1 hereof, FirstEnergy filed a Consolidated Return or should have been filed; and (b) any and all Other Taxes due or payable with respect to any Other Return which is filed by FirstEnergy or should have been filed.

Section 3.2 Federal Tax Payments. (a) With respect to each Consolidated Return Year, the Designated Official of FirstEnergy shall estimate and assess or pay to Members of the Consolidated Group their share of estimated tax payments to be made on a projected consolidated federal income tax return for each year. In making this determination, FirstEnergy shall elect a method for determining estimated tax and each Member shall follow that method. Such Members will pay, to FirstEnergy or be paid by FirstEnergy, such estimates not later than the 15th day of the 4th, 6th, 9th and 12th months of such Consolidated Return Year. With respect to any extension payment, the Designated Official of FirstEnergy shall estimate and assess or pay to Members of the Consolidated Group their share of such extension payment. The difference between (1) a Member's estimated tax payments used for computation of the quarterly estimated payments plus their extension payments and (2) such Member's actual Tax Liability for any Consolidated Return Year as determined under Section 2.1(b) hereof, shall be paid to FirstEnergy or by FirstEnergy within sixty days after the filing of the consolidated federal income tax return.

(b) FirstEnergy shall have sole authority, to the exclusion of all other Members of the Consolidated Group, to agree to any adjustment proposed by the Internal Revenue Service or any other taxing authority with respect to items of income, deductions or credits, as well as interest or penalties, attributable to any Member of the Consolidated Group during any Consolidated Return Year in which such Member was a Member of the Consolidated Group notwithstanding that such adjustment may increase the amounts payable by Members of the Consolidated Group under this Section 3.2 or Section 3.3 hereof. In the event of any adjustment to the Consolidated Tax Liability relating to items of income, deductions or credit, as well as interest or penalties, attributable to any Member of the Consolidated Group by reason of an amended return, claim for refund or audit by the Internal Revenue Service or any other taxing authority, the liability of all other Members of the Consolidated Group under paragraphs (a) of this Section 3.2 or Section 3.3 hereof shall be redetermined to give effect to such adjustment as if such adjustment had been made as a part of the original computation

of such liability, and payment from a Member to FirstEnergy or by FirstEnergy to a Member, as the case may be, shall be promptly made after any payments are made to the Internal Revenue Service or any other taxing authority, refunds received or final determination of the matter in the case of contested proceedings. In such event, any payments between the parties shall bear interest at the then prevailing rate or rates on deficiencies assessed by the Internal Revenue Service or any other relevant taxing authority, during the period from the due date of the Consolidated Return (determined without regard to extensions of time for filing thereof) for the Consolidated Return Year to which the adjustments were made to the date of payment.

Section 3.3 Other Tax Payments. Payments by a Member with respect to Other Taxes and required estimates thereof for which any other Member has joint and several liability shall be calculated and made by or to such Member in the same manner as that provided in Section 3.2. The principles set forth in Section 3.2 governing the determination and adjustment of payments as well as the method of payment to or from such Member with respect to federal income taxes shall be equally applicable in determining and adjusting the amount of and due date of payments to be made to or from such subsidiary with respect to Other Taxes and estimates thereof. Each Member shall pay, directly to the appropriate taxing authority, all taxes for which such Member is liable and for which no other Member has joint or several liability.

Section. 3.4 Payment Mechanics. (a) Any payments to be made by a subsidiary of FirstEnergy pursuant to Sections 2.1, 2.2, 3.2 or 3.3 hereof shall be made by such subsidiary to FirstEnergy by either promptly crediting as an offset against amounts owed to such Member by FirstEnergy or to the extent no amounts are owed to such Member by FirstEnergy, by cash payments to FirstEnergy. To the extent any payments are to be made to a subsidiary with respect to the use of such subsidiary's tax attributes by the Consolidated Group pursuant to Section 2.1, 2.2, 3.2 or 3.3 hereof, FirstEnergy shall make such payment to such subsidiary by either promptly crediting as an offset against amounts owed by such Member to FirstEnergy, or to the extent no amounts are owed to FirstEnergy by such Member, by cash payments to the Member.

(b) Tax payments by FirstEnergy with respect to any Consolidated Tax Liability shall be paid by FirstEnergy and shall be debited to the Member of the Consolidated Group for their respective shares of such Consolidated Tax Liability as determined pursuant to Article II hereof. Tax Refunds receive by FirstEnergy with respect to any Consolidated Tax Liability, shall be paid by FirstEnergy to the Member of the Consolidated Group entitled to such Tax Refund, as determined.

(c) FirstEnergy shall be responsible for maintaining the books and records reflecting the intercompany accounts reflecting the amounts owned, collected and paid with respect to Taxes pursuant to this Agreement.

(d) FirstEnergy may delegate to other Members of the Consolidated Group responsibilities for the collection and disbursement of monies as required under this Agreement as well as responsibilities for maintaining books and records as required under this Agreement.

Section 3.5 Administration. The provisions of this Agreement shall be

administered by the Designated Official of FirstEnergy. The interpretations of this Agreement by the Designation Official of FirstEnergy shall be conclusive.

ARTICLE IV.

Miscellaneous Provisions

Section 4.1 Effect. The provisions hereof shall fix the rights and obligations of the parties as to the matters covered hereby whether or not such are followed for federal income tax or other purposes by the Consolidated Group, including the computation of earnings and profits for federal income tax purposes.

Section 4.2 Effective Date and termination of Affiliation. This Agreement shall be effective with respect to all taxable years ending on or after the year of the Effective Date prescribed below, in which any subsidiary of FirstEnergy is a Member of the Consolidated Group for any portion of the tax year. In the event that a party to this Agreement ceases to be a Member of the Consolidated Group, the rights and obligations of such party and each other party to this Agreement shall survive, but only with respect to taxable years including or ending before the date such party ceases to be a Member of the Consolidated Group.

Section 4.3 Notices. Any and all notices, requests or other communications hereunder shall be given in writing (a) if to FirstEnergy to Attention: Director, Tax Services, Facsimile Number: (330) 384-5299, and (b) if to any other person, at such other address as shall be furnished by such person by like notice to the other parties.

Section 4.4 Expenses. Each party hereto shall pay its own expenses incident to this Agreement and the transactions contemplated hereby, including all legal and accounting fees and disbursements.

Section 4.5 Benefit and Burden. This Agreement shall inure to the benefit of, and shall be binding upon, the parties hereto and their respective successors.

Section 4.6 Amendments and Waiver. No amendment, modification, change or cancellation of this Agreement shall be valid unless the same is in writing and signed by the parties hereto. No waiver of any provision of this Agreement shall be valid unless in writing and signed by the person against whom that waiver is sought to be enforced. The failure of any party at any time to insist upon strict performance of any condition, promise, agreement or understanding set forth herein shall not be construed as a waiver or relinquishment of the right to insist upon strict performance of the same or any other condition, promise, agreement or understanding at a future time.

Section 4.7 Assignments. Neither this Agreement nor any right, interest or obligation hereunder may be assigned by any party hereto and any attempt to do so shall be null and void.

Section 4.8 Severability. The invalidity or unenforceability of any particular provision

of this Agreement shall not affect the other provisions hereof, and this Agreement shall be construed in all respects as if such invalid or unenforceable provision were omitted.

Section 4.9 Entire Agreement. THIS AGREEMENT SETS FORTH ALL OF THE PROMISES, AGREEMENTS, CONDITIONS, UNDERSTANDINGS, WARRANTIES AND REPRESENTATIONS AMONG THE PARTIES WITH RESPECT TO THE TRANSACTIONS CONTEMPLATED HEREBY, AND SUPERSEDES ALL PRIOR AGREEMENTS, ARRANGEMENTS AND UNDERSTANDINGS BETWEEN THE PARTIES HERETO, WHETHER WRITTEN, ORAL OR OTHERWISE. THERE ARE NO PROMISES, AGREEMENTS, CONDITIONS, UNDERSTANDINGS, WARRANTIES OR REPRESENTATIONS, ORAL OR WRITTEN, EXPRESS OR IMPLIED, AMONG THE PARTIES EXCEPT AS SET FORTH HEREIN.

Section 4.10 Applicable Law. THIS AGREEMENT SHALL BE GOVERNED BY AND CONSTRUED IN ACCORDANCE WITH THE LAWS OF THE STATE OF OHIO.

Section 4.11 Counterparts. This Agreement may be executed in one or more counterparts, each of which shall constitute an original and together which shall constitute one instrument. The parties hereto specifically recognize that from time to time other corporations may become Members of the Consolidated Group and hereby agree that such new Members may become Members to this Agreement by executing a copy of this Agreement and it will be effective as if all the Members had re-signed.

Section 4.12 Attorneys' Fees. If any Member or former Member hereto commences an action against another party to enforce any of the terms, covenants, conditions or provisions of this Agreement, or because of a default by a party under this Agreement, the prevailing party in any such action shall be entitled to recover its costs, expenses and losses, including attorneys' fees, incurred in connection with the prosecution or defense of such action from losing party.

Section 4.13 No Third Party Rights. Nothing in this Agreement shall be deemed to create any right in any creditor or other person or entity not a party hereto and this Agreement shall not be construed in any respect to be a contract in whole or in part for the benefit of any third party.

Section 4.14 Further Documents. The parties agree to execute any and all documents, and to perform any and all other acts, reasonable necessary to accomplish the purposes of this Agreement.

Section 4.15 Headings and Captions. The headings and captions contained in this Agreement are inserted and included solely for convenience and shall not be considered or given any effect in construing the provisions hereof if any question of intent should arise.

Section 4.16 Departing Members.

(a) In the event that any Member of the FirstEnergy Group at any time leaves the

Exhibit KJT-7

FirstEnergy Group and, under any applicable statutory provision or regulation, that Member is assigned and deemed to take with it all or a portion of any of the tax attributes of the FirstEnergy Group (including but not limited to NOL, credit carry forwards, and AMTC carry forwards), then to the extent that the amount of tax attributes so assigned differs from the amount of such attributes previously allocated to such Member under this agreement, the departing Member shall appropriately settle with the FirstEnergy Group. Such settlement shall consist of payment (1) on a dollar-for-dollar basis for all differences in credits, and, (2) in the case of NOL differences (or other differences related to other deductions), in a dollar amount computed by reference to the amount of NOL multiplied by the applicable tax rate relating so such NOL. The settlement payment shall be paid to FirstEnergy within sixty days after the Member leaves the FirstEnergy Group. The settlement amounts shall be allocated among the remaining Members of the FirstEnergy Group in proportion to the relative level of attributes possessed by each Member and the attributes of each Member shall be adjusted accordingly.

(b) Upon the departure of any Member from the FirstEnergy Group, such Member shall allocate its items of income, deduction, loss and credit between the period that it was a Member of the FirstEnergy Group and the period thereafter based upon a closing of the books methodology allowed under Treasury Regulation Section 1.1502-76(b)(2). The difference between (1) its prior estimated taxes or payments of Tax Benefit and (2) the amount of taxes due or payments of Tax Benefit due to that Member, shall be appropriately settled on the day such Member leaves the FirstEnergy Group or on an alternative date mutually agreeable in writing to the FirstEnergy Group and the departing Member.

This Agreement executed this, ___ day of _____, _____ but shall be deemed effective as of the _____ day of _____, _____ (the “Effective Date”), which is the date the final required regulatory authorization was obtained, and shall supersede any previous agreement.

FIRSTENERGY CORP.

By: _____

James F. Pearson
Senior Vice President and Chief Financial Officer

ALLEGHENY ENERGY SUPPLY COMPANY, LLC and its subsidiaries
ALLEGHENY GENERATING COMPANY
AMERICAN TRANSMISSION SYSTEMS, INCORPORATED
FELHC, INC.
FIRSTENERGY FIBER HOLDINGS CORP. FIRSTENERGY
NUCLEAR OPERATING COMPANY
FIRSTENERGY PROPERTIES, INC. and its subsidiaries
FIRSTENERGY SERVICE COMPANY
FIRSTENERGY SOLUTIONS CORP. and its subsidiaries
FIRSTENERGY TRANSMISSION, LLC and its subsidiaries
FIRSTENERGY VENTURES CORP. and its subsidiaries
GPU NUCLEAR, INC.
METROPOLITAN EDISON COMPANY
MONONGAHELA POWER COMPANY and its subsidiaries
OHIO EDISON COMPANY and its subsidiaries PENNSYLVANIA
ELECTRIC COMPANY and its subsidiaries
PENNSYLVANIA POWER COMPANY
THE CLEVELAND ELECTRIC ILLUMINATING COMPANY and
its subsidiaries
THE POTOMAC EDISON COMPANY and its subsidiaries
THE TOLEDO EDISON COMPANY and its subsidiaries
THE WAVERLY ELECTRIC LIGHT AND POWER COMPANY
TRANS-ALLEGHENY INTERSTATE LINE COMPANY
WEST PENN POWER COMPANY and its subsidiaries
MID-ATLANTIC INTERSTATE TRANSMISSION, LLC

By: _____

James F. Pearson
Senior Vice President and Chief Financial Officer

JERSEY CENTRAL POWER & LIGHT COMPANY
and its subsidiaries

By: _____
Marlene A. Barwood
Controller

**FIRSTENERGY CORP. AND SUBSIDIARY COMPANIES
INTERCOMPANY INCOME TAX ALLOCATION AGREEMENT**

WHEREAS, FirstEnergy Corp., a corporation organized under the laws of the State of Ohio ("FirstEnergy") and a registered holding company under the Public Utility Holding Company Act of 2005 ("Act"), together with its subsidiary companies, direct and indirect, listed as parties hereto, comprise the members of the FirstEnergy consolidated group which will join annually in the filing of a consolidated Federal income tax return, and is now the intention of FirstEnergy and its subsidiaries, direct and indirect, (hereinafter collectively referred to as the "FirstEnergy Group"), to enter into an agreement for the allocation of current federal income taxes pursuant the Act; and

WHEREAS, certain members of the FirstEnergy Group will join annually in the filing of certain consolidated state income tax returns (to the extent permitted or required under applicable state income tax laws), and it is now the intention of the FirstEnergy Group to enter into an agreement for the allocation of current state income taxes; and

WHEREAS, by order dated June 30, 2003, the Securities and Exchange Commission authorized FirstEnergy and its subsidiaries to enter into this agreement as of January 1, 2002, and to allocate consolidated income taxes in the manner herein provided; and

NOW, THEREFORE, each member ("Member") of the FirstEnergy Group does hereby covenant and agree with one another that the current consolidated income tax liabilities of the FirstEnergy Group shall be allocated as follows:

ARTICLE I.

Definitions and Interpretation

Section 1.1 Definitions. For all purposes of this Agreement, except as otherwise expressly provided, the following terms shall have the following respective meanings:

"Acquisition Indebtedness" means indebtedness incurred by FirstEnergy to finance the acquisition (including related costs) by FirstEnergy of all of the issued and outstanding stock of GPU, Inc. and any renewals or extensions thereof. Acquisition Indebtedness also includes indebtedness incurred by FirstEnergy for the purpose of refinancing the indebtedness relating to the acquisition (including related costs) of all of the issued and outstanding stock of GPU, Inc.

"Code" means the Internal Revenue Code of 1986, as amended.

"Consolidated Group" means FirstEnergy and all of its subsidiaries which, from time to time, may be included in any (i) federal income tax return filed by FirstEnergy in accordance with sections 1501 and 1502 of the Code or (ii) Other

Exhibit KJT-7

Return.

“Consolidated Return” means any consolidated federal income tax return or Other Return filed by FirstEnergy whether before or after the date hereof, which includes one or more Members of the FirstEnergy Group in a consolidated, combined or unitary group of which FirstEnergy is the common parent.

“Consolidated Return Year” means any period during which FirstEnergy files a consolidated federal income tax return or Other Return that includes one or more Members of the FirstEnergy Group in a consolidated, combined or unitary group of which FirstEnergy is a common parent.

“Consolidated Taxable Income” is the taxable income of the Consolidated Group as computed for federal or state income tax purposes.

“Consolidated Tax Liability” means, with reference to any taxable period, the consolidated, combined or unitary tax liability (including any interest, additions to tax and penalties) of the Consolidated Group for such taxable period (including the consolidated federal income tax liability and other consolidated, combined or unitary liability for Other Taxes).

“Corporate Taxable Income” means the income or loss of an associate company for a tax year computed as though such company had filed a separate return on the same basis as used in the Consolidated Return, except that dividend income from associate companies shall be disregarded, and other intercompany transactions eliminated in the Consolidated Return shall be given appropriate effect.

“Designated Official” means the Director, Tax Services of FirstEnergy Service Company or such other official assigned the responsibilities of Director, Tax Services of FirstEnergy Service Company.

“Other Return” means any consolidated, combined or unitary return of Other Taxes filed by FirstEnergy or another Member of the FirstEnergy Group, whether before or after the date hereof, which covers the operations of one or more Members of the FirstEnergy Group.

“Other Taxes” means any taxes (including any interest and penalties) payable by FirstEnergy or another Member of the FirstEnergy Group to the government of any state, municipal or other political subdivision, including all agencies and instrumentalities of such government.

“Person” means any individual, partnership, firm, corporation, limited liability company, joint stock company, unincorporated association, joint venture, trust or other entity or enterprise, or any government or political subdivision or agency, department or instrumentality thereof.

Exhibit KJT-7

“Regulations” means the Treasury Regulations promulgated under the Code.

“Separate Return Tax” means the tax on the Corporate Taxable Income of a corporation which is a Member computed for purposes of this Agreement as though such company were not a Member of a consolidated group.

Section. 1.2 References, etc. The words “*hereof*,” “*herein*” and “*hereunder*” and words of similar import when used in this Agreement shall refer to this Agreement as a whole and not to any particular provision of this Agreement. All terms defined herein in the singular shall have the same meanings in the plural and *vice versa*. All References herein to any Person includes such Person's successors and assigns. All references herein to Articles and Sections shall, unless the context requires a different construction, be deemed to be references to the Articles and Sections of this Agreement. In this Agreement, unless a clear contrary intention appears the word “*including*” (and with correlative meaning “*include*”) means “including but not limited to”.

ARTICLE II.

Preparation and Filing of Tax Returns; Allocations of Taxes

Section 2.1 Federal Returns.

(a) A U.S. consolidated federal income tax return shall be prepared and filed by FirstEnergy for each taxable year in respect of which this Agreement is in effect and for which the Consolidated Group is required or permitted to file a consolidated federal income tax return. FirstEnergy and all its subsidiaries shall execute and file such consents, elections and other documents that may be required or appropriate for the proper filing of such returns.

(b) (i) The Consolidated Group will elect, on a timely basis, in accordance with Code Section 1552(b) and Section 1.1552-1(c)(2) of the Regulations to allocate its consolidated tax liability (other than alternative minimum tax (“AMT”) and its related credits) among its Members under the method described in Sections 1.1502-33(d)(3) and 1.1552-1(a)(2) commencing with the consolidated taxable year ended December 31, 2002. The fixed percentage to be used for purposes of Regulations section 1.1502-33(d)(3)(i) is 100%. The general effect of such method is to first allocated the consolidated tax liability among the Members of the Consolidated Group on the basis of the percentage of the total consolidated tax which the tax of such Member (other than AMT and its related credits) if computed on a separate return basis would bear to the total amount of the taxes (other than AMT and its related credits) for all Members of the group so computed. Then such method allocates an additional amount (the “Tax Benefit Amount”) to each Member up to, but not greater than, the excess, if any, of its Separate Return Tax liability (other than AMT and its related credits) over the amount allocated to such Member in the previous sentence. The total of the Tax Benefit Amounts allocated to Members shall result in payments to, and an increase in the earnings and profits of, the Members who had items of deduction, loss or credits to which such Tax Benefit amount is attributable.

Exhibit KJT-7

This election is intended to comply with the Act, as modified by Section 2(d) below.

(ii) The allocation of the alternative minimum tax liability incurred by the FirstEnergy Group and the resulting minimum tax credit shall be allocated in the manner set forth in Proposed and Temporary Treasury Regulation Sections 1.1502-55. This method generally allocates (i) and AMT paid by the FirstEnergy Group based on the relative separate adjusted AMT of each Member and (ii) the minimum tax credit (“AMTC”) on the basis of the AMT previously assigned to such Member and assuming that AMTC is utilized on a “first in/first out” methodology, and that to the extent that AMTC arising in one year is not fully utilized, such AMTC is utilized proportionately by the Members previously assigned AMT for that year.

(c) Each Member's allocable share of the consolidated income tax liability as determined in Section 2.1(b) hereby shall be used in both (i) the determination of each Member's earnings and profits and (ii) determining the amounts to be paid (as provided in Section 3.4 of this Agreement) by Members to FirstEnergy with respect to each Member's share of the Consolidated Group's Tax liability and payments from FirstEnergy to Members with respect to the use of a Member's tax attributes.

(d) (i) The aggregate of all amounts paid by Members of the Consolidated Group (the “Paying Members”) as a result of the excess of each Member's Separate Return Tax liability (as determined under Section 1.1552-1(a)(2)(ii) of the Regulations) over the amount allocated to such Member as its share of the Consolidated Tax Liability under Code Section 1552 (i.e., the Tax Benefit Amount) shall be paid by FirstEnergy to the other Members (the “Loss Members”) which had tax deductions, losses and credits to which such payments by the Paying Members are attributable. The apportionment of such payments among Loss Members shall be in a manner that reflects the Consolidated Group's absorption of such tax attributes in the manner described in Section 2.1(e) below. The payments to the Loss Members for their tax attributes shall be pursuant to a consistent method which reasonable reflects such items of loss or credit (such consistency and reasonableness to be determined by the Designated Official).

(ii) Notwithstanding the provisions of section 2.1(d)(i), the Tax Benefit Amount allocated to FirstEnergy and paid to FirstEnergy as a result of its being a Loss Member shall be limited to its Tax Benefit Amount determined without regard to this section 2.1(b)(ii) multiplied by a fraction, the numerator of which is FirstEnergy's interest deduction attributable to Acquisition Indebtedness, and the denominator of which is the sum of all FirstEnergy's deductions. The portion of FirstEnergy's Tax Benefit Amount which cannot be allocated and paid to FirstEnergy due to the operation of this Section shall be reallocated to Paying Members of the Consolidated Group other than FirstEnergy in accordance with the principles contained in section 2.1(b)(i).

(e) In apportioning the payments to Loss Members for the Tax Benefit Amount pursuant to Section 2.1(d) hereof:

(i) any consolidated net operating loss (“NOL”) shall be allocated among the group Members pursuant to Regulations Section 1.1502-21(b). To the extent the

Exhibit KJT-7

consolidated NOL is carried back, any Member's individually allocable NOL shall be deemed carried back and utilized in proportion to the amount that the Member's NOL bears to the consolidated NOL. Analogous principles shall apply in the case of NOL carry forwards;

(ii) with respect to each type of credit used to offset all or a portion of the Consolidated Tax Liability otherwise payable, such credit shall be allocated among the Members by crediting to each Member an amount of credit which that Member would have available to utilize on a separate return basis in a manner consistent with the method set forth in Section 2.1(e)(i) above; and

(iii) the cost of any credit recapture which results in the payment of tax shall be specifically allocated to the Member whose credit is recaptured determined in a manner consistent with the provisions of Section 2.1(e)(i) above.

(f) The allocation of tax shall be subject to further adjustment from time to time on account of the payment of additional tax or the receipt of a refund attributable to either the filing of an amended return or on account of the results of an audit conducted by the Internal Revenue Service or other relevant taxing authority.

Section 2.2 Other Taxes. (a) FirstEnergy will prepare and file (or cause to be prepared and filed all returns of Other Taxes which are required to be filed with respect to the operations of FirstEnergy and its subsidiaries. In the event any taxing authority requires or permits that a combined, consolidated or unitary return be filed for Other Taxes, which return includes both FirstEnergy and a subsidiary, FirstEnergy may elect to file such return and shall have the right to require any Member to be included in such return. FirstEnergy will advise each of its subsidiaries included in each Other Return and each governmental office in which any Other Return is filed. Other Taxes shall be allocated among the FirstEnergy Group in a manner that is consistent with the method set forth in Article 2 hereof. Furthermore, amounts due to FirstEnergy or from FirstEnergy, with respect to Other Taxes, shall be determined in a manner consistent with Sections 2.1(b) and 2.1(d).

(b) Each Member of the FirstEnergy Group that does not file an Other Return together with any other Member of the FirstEnergy Group shall be solely responsible and obligated to pay the tax liability with respect to such return from its own funds. Such returns shall be prepared and filed by FirstEnergy or the Member filing the Other Return.

(c) If any Member of the FirstEnergy Group is required to file a combined, consolidated or unitary return for Other Taxes with another Member of the FirstEnergy Group, but not with FirstEnergy (an "Other Taxes Subgroup"), then FirstEnergy shall have the rights, powers and obligations to file such tax returns and apportion among and, collect and remit from, the applicable Members such Other Taxes as the rights, powers and obligations given to FirstEnergy under this Agreement with respect to the Consolidated Tax Liability. Such returns shall be prepared and filed by FirstEnergy. If the right to file a combined, consolidated or unitary return for Other Taxes is optional, then FirstEnergy shall decide which of its subsidiaries should, to the extent permitted by law, join in filing of such return.

Section 2.3 Member Tax Information. The Members of the Consolidated Group shall submit the tax information requested by the Designated Official of FirstEnergy in the manner and by the date requested, in order to enable the Designated Official to calculate the amounts payable by the Members pursuant to Article 3 hereof.

ARTICLE III.

Responsibility for Tax; Intercompany Payments

Section 3.1 Responsibility. Assuming the Members of the Consolidate Group have fulfilled their obligations pursuant to this Article III, then FirstEnergy will be solely responsible for, and will indemnify and hold each Member of the Consolidated Group harmless with respect to the payment of: (a) the Consolidated Tax Liability for each taxable period for which, as determined under Section 2.1 hereof, FirstEnergy filed a Consolidated Return or should have been filed; and (b) any and all Other Taxes due or payable with respect to any Other Return which is filed by FirstEnergy or should have been filed.

Section 3.2 Federal Tax Payments. (a) With respect to each Consolidated Return Year, the Designated Official of FirstEnergy shall estimate and assess or pay to Members of the Consolidated Group their share of estimated tax payments to be made on a projected consolidated federal income tax return for each year. In making this determination, FirstEnergy shall elect a method for determining estimated tax and each Member shall follow that method. Such Members will pay, to FirstEnergy or be paid by FirstEnergy, such estimates not later than the 15th day of the 4th, 6th, 9th and 12th months of such Consolidated Return Year. With respect to any extension payment, the Designated Official of FirstEnergy shall estimate and assess or pay to Members of the Consolidated Group their share of such extension payment. The difference between (1) a Member's estimated tax payments used for computation of the quarterly estimated payments plus their extension payments and (2) such Member's actual Tax Liability for any Consolidated Return Year as determined under Section 2.1(b) hereof, shall be paid to FirstEnergy or by FirstEnergy within sixty days after the filing of the consolidated federal income tax return.

(b) FirstEnergy shall have sole authority, to the exclusion of all other Members of the Consolidated Group, to agree to any adjustment proposed by the Internal Revenue Service or any other taxing authority with respect to items of income, deductions or credits, as well as interest or penalties, attributable to any Member of the Consolidated Group during any Consolidated Return Year in which such Member was a Member of the Consolidated Group notwithstanding that such adjustment may increase the amounts payable by Members of the Consolidated Group under this Section 3.2 or Section 3.3 hereof. In the event of any adjustment to the Consolidated Tax Liability relating to items of income, deductions or credit, as well as interest or penalties, attributable to any Member of the Consolidated Group by reason of an amended return, claim for refund or audit by the Internal Revenue Service or any other taxing authority, the liability of all other Members of the Consolidated Group under paragraphs (a) of this Section 3.2 or Section 3.3 hereof shall be redetermined to give effect to such adjustment as if such adjustment had been made as a part of the original computation

Exhibit KJT-7

of such liability, and payment from a Member to FirstEnergy or by FirstEnergy to a Member, as the case may be, shall be promptly made after any payments are made to the Internal Revenue Service or any other taxing authority, refunds received or final determination of the matter in the case of contested proceedings. In such event, any payments between the parties shall bear interest at the then prevailing rate or rates on deficiencies assessed by the Internal Revenue Service or any other relevant taxing authority, during the period from the due date of the Consolidated Return (determined without regard to extensions of time for filing thereof) for the Consolidated Return Year to which the adjustments were made to the date of payment.

Section 3.3 Other Tax Payments. Payments by a Member with respect to Other Taxes and required estimates thereof for which any other Member has joint and several liability shall be calculated and made by or to such Member in the same manner as that provided in Section 3.2. The principles set forth in Section 3.2 governing the determination and adjustment of payments as well as the method of payment to or from such Member with respect to federal income taxes shall be equally applicable in determining and adjusting the amount of and due date of payments to be made to or from such subsidiary with respect to Other Taxes and estimates thereof. Each Member shall pay, directly to the appropriate taxing authority, all taxes for which such Member is liable and for which no other Member has joint or several liability.

Section. 3.4 Payment Mechanics. (a) Any payments to be made by a subsidiary of FirstEnergy pursuant to Sections 2.1, 2.2, 3.2 or 3.3 hereof shall be made by such subsidiary to FirstEnergy by either promptly crediting as an offset against amounts owed to such Member by FirstEnergy or to the extent no amounts are owed to such Member by FirstEnergy, by cash payments to FirstEnergy. To the extent any payments are to be made to a subsidiary with respect to the use of such subsidiary's tax attributes by the Consolidated Group pursuant to Section 2.1, 2.2, 3.2 or 3.3 hereof, FirstEnergy shall make such payment to such subsidiary by either promptly crediting as an offset against amounts owed by such Member to FirstEnergy, or to the extent no amounts are owed to FirstEnergy by such Member, by cash payments to the Member.

(b) Tax payments by FirstEnergy with respect to any Consolidated Tax Liability shall be paid by FirstEnergy and shall be debited to the Member of the Consolidated Group for their respective shares of such Consolidated Tax Liability as determined pursuant to Article II hereof. Tax Refunds received by FirstEnergy with respect to any Consolidated Tax Liability, shall be paid by FirstEnergy to the Member of the Consolidated Group entitled to such Tax Refund, as determined.

(c) FirstEnergy shall be responsible for maintaining the books and records reflecting the intercompany accounts reflecting the amounts owned, collected and paid with respect to Taxes pursuant to this Agreement.

(d) FirstEnergy may delegate to other Members of the Consolidated Group responsibilities for the collection and disbursement of monies as required under this Agreement as well as responsibilities for maintaining books and records as required under this Agreement.

Section 3.5 Administration. The provisions of this Agreement shall be

administered by the Designated Official of FirstEnergy. The interpretations of this Agreement by the Designation Official of FirstEnergy shall be conclusive.

ARTICLE IV.

Miscellaneous Provisions

Section 4.1 Effect. The provisions hereof shall fix the rights and obligations of the parties as to the matters covered hereby whether or not such are followed for federal income tax or other purposes by the Consolidated Group, including the computation of earnings and profits for federal income tax purposes.

Section 4.2 Effective Date and termination of Affiliation. This Agreement shall be effective with respect to all taxable years ending on or after the year of the Effective Date prescribed below, in which any subsidiary of FirstEnergy is a Member of the Consolidated Group for any portion of the tax year. In the event that a party to this Agreement ceases to be a Member of the Consolidated Group, the rights and obligations of such party and each other party to this Agreement shall survive, but only with respect to taxable years including or ending before the date such party ceases to be a Member of the Consolidated Group.

Section 4.3 Notices. Any and all notices, requests or other communications hereunder shall be given in writing (a) if to FirstEnergy to Attention: Director, Tax Services, Facsimile Number: (330) 384-5299, and (b) if to any other person, at such other address as shall be furnished by such person by like notice to the other parties.

Section 4.4 Expenses. Each party hereto shall pay its own expenses incident to this Agreement and the transactions contemplated hereby, including all legal and accounting fees and disbursements.

Section 4.5 Benefit and Burden. This Agreement shall inure to the benefit of, and shall be binding upon, the parties hereto and their respective successors.

Section 4.6 Amendments and Waiver. No amendment, modification, change or cancellation of this Agreement shall be valid unless the same is in writing and signed by the parties hereto. No waiver of any provision of this Agreement shall be valid unless in writing and signed by the person against whom that waiver is sought to be enforced. The failure of any party at any time to insist upon strict performance of any condition, promise, agreement or understanding set forth herein shall not be construed as a waiver or relinquishment of the right to insist upon strict performance of the same or any other condition, promise, agreement or understanding at a future time.

Section 4.7 Assignments. Neither this Agreement nor any right, interest or obligation hereunder may be assigned by any party hereto and any attempt to do so shall be null and void.

Section 4.8 Severability. The invalidity or unenforceability of any particular provision

Exhibit KJT-7

of this Agreement shall not affect the other provisions hereof, and this Agreement shall be construed in all respects as if such invalid or unenforceable provision were omitted.

Section 4.9 Entire Agreement. THIS AGREEMENT SETS FORTH ALL OF THE PROMISES, AGREEMENTS, CONDITIONS, UNDERSTANDINGS, WARRANTIES AND REPRESENTATIONS AMONG THE PARTIES WITH RESPECT TO THE TRANSACTIONS CONTEMPLATED HEREBY, AND SUPERSEDES ALL PRIOR AGREEMENTS, ARRANGEMENTS AND UNDERSTANDINGS BETWEEN THE PARTIES HERETO, WHETHER WRITTEN, ORAL OR OTHERWISE. THERE ARE NO PROMISES, AGREEMENTS, CONDITIONS, UNDERSTANDINGS, WARRANTIES OR REPRESENTATIONS, ORAL OR WRITTEN, EXPRESS OR IMPLIED, AMONG THE PARTIES EXCEPT AS SET FORTH HEREIN.

Section 4.10 Applicable Law. THIS AGREEMENT SHALL BE GOVERNED BY AND CONSTRUED IN ACCORDANCE WITH THE LAWS OF THE STATE OF OHIO.

Section 4.11 Counterparts. This Agreement may be executed in one or more counterparts, each of which shall constitute an original and together which shall constitute one instrument. The parties hereto specifically recognize that from time to time other corporations may become Members of the Consolidated Group and hereby agree that such new Members may become Members to this Agreement by executing a copy of this Agreement and it will be effective as if all the Members had re-signed.

Section 4.12 Attorneys' Fees. If any Member or former Member hereto commences an action against another party to enforce any of the terms, covenants, conditions or provisions of this Agreement, or because of a default by a party under this Agreement, the prevailing party in any such action shall be entitled to recover its costs, expenses and losses, including attorneys' fees, incurred in connection with the prosecution or defense of such action from losing party.

Section 4.13 No Third Party Rights. Nothing in this Agreement shall be deemed to create any right in any creditor or other person or entity not a party hereto and this Agreement shall not be construed in any respect to be a contract in whole or in part for the benefit of any third party.

Section 4.14 Further Documents. The parties agree to execute any and all documents, and to perform any and all other acts, reasonable necessary to accomplish the purposes of this Agreement.

Section 4.15 Headings and Captions. The headings and captions contained in this Agreement are inserted and included solely for convenience and shall not be considered or given any effect in construing the provisions hereof if any question of intent should arise.

Section 4.16 Departing Members.

- (a) In the event that any Member of the FirstEnergy Group at any time leaves the

Exhibit KJT-7

FirstEnergy Group and, under any applicable statutory provision or regulation, that Member is assigned and deemed to take with it all or a portion of any of the tax attributes of the FirstEnergy Group (including but not limited to NOL, credit carry forwards, and AMTC carry forwards), then to the extent that the amount of tax attributes so assigned differs from the amount of such attributes previously allocated to such Member under this agreement, the departing Member shall appropriately settle with the FirstEnergy Group. Such settlement shall consist of payment (1) on a dollar-for-dollar basis for all differences in credits, and, (2) in the case of NOL differences (or other differences related to other deductions), in a dollar amount computed by reference to the amount of NOL multiplied by the applicable tax rate relating to such NOL. The settlement payment shall be paid to FirstEnergy within sixty days after the Member leaves the FirstEnergy Group. The settlement amounts shall be allocated among the remaining Members of the FirstEnergy Group in proportion to the relative level of attributes possessed by each Member and the attributes of each Member shall be adjusted accordingly.

(b) Upon the departure of any Member from the FirstEnergy Group, such Member shall allocate its items of income, deduction, loss and credit between the period that it was a Member of the FirstEnergy Group and the period thereafter based upon a closing of the books methodology allowed under Treasury Regulation Section 1.1502-76(b)(2). The difference between (1) its prior estimated taxes or payments of Tax Benefit and (2) the amount of taxes due or payments of Tax Benefit due to that Member, shall be appropriately settled on the day such Member leaves the FirstEnergy Group or on an alternative date mutually agreeable in writing to the FirstEnergy Group and the departing Member.

Exhibit KJT-7

This Agreement executed this, day of , but shall be deemed effective as of the day of (the "Effective Date"), which is the date the final required regulatory authorization was obtained, and shall supersede any previous agreement.

- Deleted: 26th
- Deleted: February
- Deleted: 2014
- Deleted: 24th
- Deleted:
- Deleted: February
- Deleted: 2011

FIRSTENERGY CORP.

By: _____
James F. Pearson
Senior Vice President and Chief Financial Officer

ALLEGHENY ENERGY SUPPLY COMPANY, LLC and its subsidiaries
ALLEGHENY GENERATING COMPANY
AMERICAN TRANSMISSION SYSTEMS, INCORPORATED
FELHC, INC.
FIRSTENERGY FIBER HOLDINGS CORP. FIRSTENERGY NUCLEAR OPERATING COMPANY
FIRSTENERGY PROPERTIES, INC. and its subsidiaries
FIRSTENERGY SERVICE COMPANY
FIRSTENERGY SOLUTIONS CORP. and its subsidiaries
FIRSTENERGY TRANSMISSION, LLC and its subsidiaries
FIRSTENERGY VENTURES CORP. and its subsidiaries
GPU NUCLEAR, INC.
METROPOLITAN EDISON COMPANY
MONONGAHELA POWER COMPANY and its subsidiaries
OHIO EDISON COMPANY and its subsidiaries PENNSYLVANIA ELECTRIC COMPANY and its subsidiaries
PENNSYLVANIA POWER COMPANY
THE CLEVELAND ELECTRIC ILLUMINATING COMPANY and its subsidiaries
THE POTOMAC EDISON COMPANY and its subsidiaries
THE TOLEDO EDISON COMPANY and its subsidiaries
THE WAVERLY ELECTRIC LIGHT AND POWER COMPANY
TRANS-ALLEGHENY INTERSTATE LINE COMPANY
WEST PENN POWER COMPANY and its subsidiaries
[MID-ATLANTIC INTERSTATE TRANSMISSION, LLC](#)

By: _____
James F. Pearson
Senior Vice President and Chief Financial Officer

Proposed Accounting Entries

MAIT entries using carrying value. For plant and equipment, carrying value is net book value (original cost less accumulated depreciation). For all other assets and liabilities, carrying value is the value recorded on the company's balance sheet.

As of December 31, 2014
Preliminary and Subject to Change Based on Actual Closing Date
(Actual \$)

Entry #	FERC Account	Debit	Credit
1	102 Electric Plant Purchased or Sold	\$ 1,280,061,474	-
	182.3 Deferred Storm Costs	14,374,488	-
	182.3 Vegetation Management	11,736,207	-
	186 Goodwill	516,211,331	-
	282 ADIT - Plant	-	\$ 345,356,367
	283 ADIT - Plant	-	15,160,484
	283 ADIT - Deferred Storm Costs	-	5,879,709
	283 ADIT - Vegetation Management	-	4,839,511
	201.1 Membership Interests - Class B	-	1,451,147,429

Entry 1: To record the contribution of transmission electric plant assets (account 102- Electric plant purchased or sold), transmission deferred storm costs and transmission deferred vegetation management (account 182.3-Other regulatory assets) to MAIT and the transfer of goodwill (account 186-Miscellaneous deferred debits) and ADIT (account 282- Accumulated deferred income taxes: other property and account 283 - Accumulated deferred income taxes: other) from the operating companies to MAIT in exchange for Class B membership interests in MAIT.

Entry #	FERC Account	Debit	Credit
2	101 Electric Plant In Service	\$ 1,896,068,519	-
	106 Completed Construction Not Classified	56,230,194	-
	108 Acc. Provision for Depreciation	-	\$ 672,237,239
	102 Electric Plant Purchased or Sold	-	1,280,061,474

Entry 2: To classify account 102 (Electric plant purchased or sold) into account 101 (Electric plant in service), account 106 (Completed construction not classified) and account 108 (Accumulated provision for depreciation) based on the actual transferred assets' original cost and accumulated depreciation.

Exhibit KJT-8

<u>Entry #</u>	<u>FERC Account</u>	<u>Debit</u>	<u>Credit</u>
<div style="border: 1px solid black; display: inline-block; width: 20px; height: 20px; text-align: center; vertical-align: middle;">3</div>	131 Cash	\$ 76,376,180	-
	201 Membership Interests - Class A	-	\$ 76,376,180

Entry 3: To record FET's investment in MAIT in exchange for a Class A Membership Interest.

Met-Ed and Penelec entries using carrying value. For plant and equipment, carrying value is net book value (original cost less accumulated depreciation). For all other assets and liabilities, carrying value is the value recorded on the company's balance sheet.

As of December 31, 2014
Preliminary and Subject to Change Based on Actual Closing Date
(Actual \$)

Entry #	FERC Account	Met-Ed		Penelec	
		Debit	Credit	Debit	Credit
4	102 Electric Plant Purchased or Sold	\$ 225,675,317	-	\$ 321,638,908	-
	101 Electric Plant In Service	-	\$ 358,758,143	-	\$ 497,604,102
	106 Completed Construction Not Classified	-	11,952,209	-	20,274,029
	108 Accumulated Provision for Depreciation	145,035,035	-	196,239,223	-

Entry #	FERC Account	Met-Ed		Penelec	
		Debit	Credit	Debit	Credit
5	123.1 Investment in MAIT	\$ 260,105,696	-	\$ 353,730,853	-
	182.3 Deferred Storm Costs	-	\$ 1,214,578	-	\$ -
	182.3 Vegetation Management	-	2,458,459	-	4,581,184
	186 Goodwill	-	95,794,692	-	130,666,818
	282 ADIT - Plant	57,015,168	-	94,747,692	-
	283 ADIT - Plant	6,498,110	-	6,507,471	-
	283 ADIT - Deferred Storm Costs	503,971	-	-	-
	283 ADIT - Vegetation Management	1,020,101	-	1,900,894	-
102 Electric Plant Purchased or Sold	-	225,675,317	-	321,638,908	

Entry 4: To reclassify the contributed transmission assets' original cost from account 101 (Electric plant in service) and account 106 (Completed construction not classified) and accumulated depreciation from account 108 (Accumulated provision for depreciation) to account 102 (Electric plant purchased or sold)

Entry 5: To record Met-Ed's and Penelec's investment in MAIT (account 123.1 - Investment in subsidiary companies) through their contribution of transmission deferred storm costs and transmission deferred vegetation management (account 182.3 - Other regulatory assets), the contribution of transmission plant (account 102-Electric plant purchased or sold) and the transfer of goodwill (account 186 - Miscellaneous deferred debits) and accumulated deferred income taxes (account 282-Accumulated deferred income taxes: other property and account 283 - accumulated deferred income taxes: other)