

November 9, 2023

**VIA E-MAIL (BOARD.SECRETARY@BPU.NJ.GOV)**

**Gregory Eisenstark**

Direct Phone 973-200-7411

Direct Fax 973-200-7465

geisenstark@cozen.com

Ms. Sherri L. Golden, Board Secretary  
New Jersey Board of Public Utilities  
44 South Clinton Avenue, 9th Floor  
P.O. Box 350  
Trenton, New Jersey 08625

**Re: In the Matter of the Verified Petition of Jersey Central Power & Light Company for Approval of an Infrastructure Investment Program II (“EnergizeNJ”) BPU Docket No. \_\_\_\_\_**

Dear Secretary Golden:

On behalf of the Petitioner, Jersey Central Power & Light Company (“JCP&L”), attached for filing with the New Jersey Board of Public Utilities (“Board”) are copies of JCP&L’s Verified Petition and direct testimony, schedules and exhibits thereto, in its above-captioned JCP&L Infrastructure Investment Program II (“EnergizeNJ”).

As explained in the Petition, JCP&L seeks Board approval of its proposal to undertake JCP&L’s second Infrastructure Investment Program pursuant to the Board’s Infrastructure Investment and Recovery Rules, codified at N.J.A.C. 14:3-2A.1 et seq. JCP&L’s EnergizeNJ program would result in the investment of approximately \$934.8 million over five years that will enable JCP&L to enhance the safety, reliability and resiliency of its electric distribution system. JCP&L respectfully requests that the Board issue a final decision and order: (a) finding that EnergizeNJ satisfies the requirements of N.J.A.C. 14:3-2A.1 et seq., and is in the public interest; (b) finding that EnergizeNJ as described in the Petition is reasonable and prudent; (c) authorizing JCP&L to implement the EnergizeNJ program starting June 1, 2024, under the terms set forth in the Petition; (d) determining that the cost recovery mechanism set forth in this Petition will provide for just and reasonable rates and is approved; (e) authorizing JCP&L to recover EnergizeNJ costs, on a full and timely basis, under the cost recovery mechanism set forth in this Petition; and (f) granting such other and further relief as the Board shall deem just, lawful and proper.

Please note that certain attachments<sup>1</sup> to the Engineering Evaluation and Report (attached as Appendix A to the Direct Testimony of Dana I. Gibellino) contain confidential information. Accordingly, JCP&L is requesting confidential treatment of such information and has included herewith an Affidavit of Confidentiality in support of this request. JCP&L is filing both Confidential and Redacted (Public) versions of these schedules to the Engineering Evaluation and Report with the Board. A copy of the Confidential version of these schedules to the

---

<sup>1</sup> Attachment 4 to the Engineering Evaluation and Report will be produced in CD format only due to the large file size. The CD with Attachment 4 will be transmitted separately. This confidential attachment will be provided to the Board, and copies of the confidential attachment in CD format will be provided to the parties upon execution of an Agreement of Non-disclosure of Confidential Information for this matter.

LEGAL\66179234\1

Ms. Sherri L. Golden, Board Secretary

November 9, 2023

Page 2

---


Engineering Evaluation and Report will be provided to the parties upon the execution of the standard form of an Agreement of Non-disclosure of Confidential Information for this matter.

These documents are being filed with the Board Secretary electronically only, consistent with the Board's Order dated March 19, 2020 (Docket No. EO20030254) directing that all submissions to the Board, of any kind, be submitted electronically. I hereby confirm that copies each of this letter and the enclosed Verified Petition and supporting documents are on this day being duly served via electronic mail upon the Director, Division of Rate Counsel, and upon the Department of Law & Public Safety, Division of Law. We would appreciate if the Board Secretary's office would please acknowledge receipt of this filing.

Your anticipated courtesies and cooperation are deeply appreciated.

Respectfully submitted,

COZEN O'CONNOR



By: Gregory Eisenstark

Enclosures

cc: Service List via electronic mail (*via E-mail*)

**SERVICE LIST**

**In the Matter of the Verified Petition of Jersey Central Power & Light Company for  
Approval of an Infrastructure Investment Program II (“EnergizeNJ”)  
BPU Docket No.**

<b>BPU</b>		
<p>Sherri Golden, Board Secretary NJ Board of Public Utilities 44 South Clinton Avenue, 3<sup>rd</sup> Fl. P.O. Box 350 Trenton, NJ 08625-0350 <a href="mailto:board_secretary@bpu.nj.gov">board_secretary@bpu.nj.gov</a></p>	<p>Robert Brabston, Executive Director NJ Board of Public Utilities 44 South Clinton Avenue, 9th Fl. P.O. Box 350 Trenton, NJ 08625 <a href="mailto:Robert.Brabston@bpu.nj.gov">Robert.Brabston@bpu.nj.gov</a></p>	<p>Michael Beck, Esq. Chief Counsel N.J. Board of Public Utilities 44 South Clinton Avenue, 10th Floor P.O. Box 350 Trenton, NJ 08625-0350 <a href="mailto:michael.beck@bpu.nj.gov">michael.beck@bpu.nj.gov</a></p>
<p>Carol Artale, Esq. Deputy Chief Counsel NJ Board of Public Utilities 44 South Clinton Avenue, 9th Floor Trenton, NJ 08625-0350 <a href="mailto:Carol.Artale@bpu.nj.gov">Carol.Artale@bpu.nj.gov</a></p>	<p>Benjamin Witherell, Chief Economist NJ Board of Public Utilities 44 South Clinton Avenue, 9th Fl. P.O. Box 350 Trenton, NJ 08625 <a href="mailto:Ben.Witherell@bpu.nj.gov">Ben.Witherell@bpu.nj.gov</a></p>	<p>Stacy Peterson Deputy Executive. Director NJ Board of Public Utilities 44 South Clinton Avenue, 9th Fl. P.O. Box 350 Trenton, NJ 08625 <a href="mailto:Stacy.Peterson@bpu.nj.gov">Stacy.Peterson@bpu.nj.gov</a></p>
<p>Michael Kammer NJ Board of Public Utilities 44 South Clinton Ave., 9<sup>th</sup> Floor P.O. Box 350 Trenton, NJ 08625 <a href="mailto:Mike.kammer@bpu.nj.gov">Mike.kammer@bpu.nj.gov</a></p>	<p>Malike Cummings Legal Specialist NJ Board of Public Utilities 44 South Clinton Avenue, 9th Fl. P.O. Box 350 Trenton, NJ 08625 <a href="mailto:Malike.Cummings@bpu.nj.gov">Malike.Cummings@bpu.nj.gov</a></p>	
<b>DAG</b>		
<p>Daren Eppley, DAG Department of Law &amp; Public Safety Division of Law 25 Market Street P.O. Box 112 Trenton, NJ 08625 <a href="mailto:Daren.eppley@law.njoag.gov">Daren.eppley@law.njoag.gov</a></p>	<p>Terel Klein, DAG Department of Law &amp; Public Safety Division of Law 25 Market Street P.O. Box 112 Trenton, NJ 08625 <a href="mailto:Terel.Klein@law.njoag.gov">Terel.Klein@law.njoag.gov</a></p>	
<b>RATE COUNSEL</b>		
<p>Brian Lipman, Director NJ Division of Rate Counsel 140 E. Front Street, 4<sup>th</sup> Floor P.O. Box 003 Trenton, NJ 08625 <a href="mailto:blipman@rpa.nj.gov">blipman@rpa.nj.gov</a></p>	<p>David Wand, Esq. NJ Division of Rate Counsel 140 East Front Street, 4th Floor P.O. Box 003 Trenton, N.J. 08625-0003 <a href="mailto:dwand@rpa.nj.gov">dwand@rpa.nj.gov</a></p>	

<b>JCP&amp;L</b>		
<p>Tori Giesler  FirstEnergy Service Company  Legal Department  2800 Pottsville Pike  Reading, PA 19612-6001  <a href="mailto:tgiesler@firstenergycorp.com">tgiesler@firstenergycorp.com</a></p>	<p>Mark Mader  Jersey Central Power &amp; Light  Company  300 Madison Avenue  P.O. Box 1911  Morristown, NJ 07960-1911  <a href="mailto:mamader@firstenergycorp.com">mamader@firstenergycorp.com</a></p>	<p>James A. Meehan, Esq.  FirstEnergy Service Company  Legal Dept.  2800 Pottsville Pike  Reading, PA 19612-6001  <a href="mailto:jameehan@firstenergycorp.com">jameehan@firstenergycorp.com</a></p>
<p>James E. O'Toole  Jersey Central Power &amp; Light Co.  300 Madison Avenue  PO Box 1911  Morristown, NJ 07962-1911  <a href="mailto:jotoole@firstenergycorp.com">jotoole@firstenergycorp.com</a></p>	<p>Carol A. Pittavino  Jersey Central Power &amp; Light Co.  800 Cabin Hill Drive  Greensburg, PA 15601  <a href="mailto:cpittavino@firstenergycorp.com">cpittavino@firstenergycorp.com</a></p>	<p>Gregory Eisenstark, Esq.  Cozen O'Connor  1010 Kings Highway South  Cherry Hill, NJ 08034  <a href="mailto:geisenstark@cozen.com">geisenstark@cozen.com</a></p>
<p>Michael J. Connolly, Esq.  Cozen O'Connor  1010 Kings Highway South  Cherry Hill, NJ 08034  <a href="mailto:MConnolly@cozen.com">MConnolly@cozen.com</a></p>	<p>William Lesser, Esq.  3 WTC, 175 Greenwich Street  55<sup>th</sup> Floor  New York, NY 10007  <a href="mailto:WLesser@cozen.com">WLesser@cozen.com</a></p>	

**In the Matter of the Verified Petition of Jersey Central Power & Light  
Company for Approval of an Infrastructure Investment Program II  
("EnergizeNJ")**

**BPU Docket No. \_\_\_\_\_**

**AFFIDAVIT  
OF  
CONFIDENTIALITY**

Dana I. Gibellino, of full age, being duly sworn upon her oath, deposes and says:

1. I am employed by FirstEnergy Service Company as the Director of Engineering Services for Jersey Central Power & Light Company ("JCP&L" or the "Company"). In this role, I am responsible for the JCP&L distribution engineering organization, which includes distribution design, planning, protection, reliability, asset management and capital portfolio management. I am duly authorized to make this Affidavit of Confidentiality on behalf of JCP&L in connection with the above-referenced proceeding.

2. On November 9, 2023, JCP&L filed a Verified Petition, including direct testimony, exhibits and schedules thereto.

3. In connection with the above-captioned matter, I filed Direct Testimony, Exhibit JC-2 to the Verified Petition, and I filed the Engineering Evaluation and Report as Appendix A to my Direct Testimony. Attachments 2 and 4 to the Engineering Evaluation and Report contain confidential information. Accordingly, the confidential versions of the attachments have been marked "Confidential" (and are referred to in this affidavit as the "Confidential Attachments"). In addition, redacted (or "Preliminary Public") copies of the Confidential Attachments are also included with the Verified Petition that was filed in this

matter. The information that has been redacted from the Confidential Attachments, in the course of preparing the Preliminary Public version, is referenced herein as the “Confidential Information.”

4. Attachment 2 contains specific circuit numbers, pole locations, and sensitive cost estimates associated with individual municipalities and the potential benefits from aspects of the EnergizeNJ program. This information could provide a competitive advantage and undermine the Company’s business position, thereby implicating the Company’s ability to ensure fair negotiations with respect to suppliers and other vendors. Attachment 4 contains specific information concerning JCP&L’s circuit details and outage history, along with engineering assumptions related to the Company’s benefit calculations, and if explored, specific circuit level benefits arising from potential implementation of the EnergizeNJ program. This information has been compiled and prepared by JCP&L in connection with this filing in a manner that is not available publicly and could provide competitors or potential vendors with an unfair business advantage in negotiations or discussions. Ensuring confidential treatment of such trade secret and proprietary information that could provide the public with a competitive advantage benefits both the Company and ratepayers.

5. Moreover, I have been advised that, under New Jersey law, specific information including circuit ID, substation information, circuit type and location, and number of customers on the circuit have been designated as “security sensitive” and “confidential information” when submitted by electric distribution companies in quarterly reports and are therefore properly redacted in public filings. See N.J.A.C. 14:5-8.7.

6. By way of substantiating the claim of confidentiality, I hereby verify that:

- a. JCP&L has taken measures to prevent the disclosure of the Confidential Information to others, by restricting its dissemination even within the Company, and among JCP&L's counsel, on a "need to know" basis.
- b. The Confidential Information is not contained in materials which are routinely made available to the general public, such as Initial and Final Orders in contested case adjudications, press releases, speeches, pamphlets and educational materials.
- c. The Confidential Information has not been disclosed to others except pursuant to confidentiality agreements or as set forth in paragraph (a) above on a strict need-to-know basis, in which case the recipients of such need-to-know disclosures are professionally obliged to refrain from making further disclosure.
- d. No relevant confidentiality determinations have previously been made by the Board, the Board's custodian of records, or any other state or federal agency or court of competent jurisdiction regarding the Confidential Information.
- e. Public disclosure or release of the Confidential Information would have a harmful effect on JCP&L and JCP&L's customer because of the reasons set forth hereinabove.

7. I certify that the foregoing statements made by me are true. I am aware that if any of the foregoing statements made by me are willfully false, I am subject to punishment.



---

Dana I Gibellino

Dated: November 9, 2023

Sworn to and subscribed electronically this 9<sup>th</sup> day of November, 2023



---

Gregory Eisenstark  
Attorney-at-Law,  
State of New Jersey

The undersigned attorney, Gregory Eisenstark, certifies that the affiant electronically acknowledged the genuineness of the signature.



---

Gregory Eisenstark, Esquire



**BEFORE THE  
NEW JERSEY BOARD OF PUBLIC UTILITIES**

**In The Matter Of The Verified Petition Of  
Jersey Central Power & Light Company For Approval Of  
An Infrastructure Investment Program II  
("EnergizeNJ")**

**BPU Docket No. \_\_\_\_\_**

**VERIFIED PETITION**

**On Behalf Of  
Jersey Central Power & Light Company**

**November 9, 2023**

**STATE OF NEW JERSEY  
BOARD OF PUBLIC UTILITIES**

---

In the Matter of the Verified Petition of Jersey	:	BPU Docket No. _____
Central Power & Light Company For Approval of	:	
An Infrastructure Investment Program II	:	
(“EnergizeNJ”)	:	VERIFIED PETITION

---

TO THE HONORABLE BOARD OF PUBLIC UTILITIES:

Petitioner, Jersey Central Power & Light Company (the “Petitioner”, the “Company” or “JCP&L”), an electric public utility company of the State of New Jersey subject to the regulatory jurisdiction of the Board of Public Utilities (the “Board”), and maintaining principal offices at 300 Madison Avenue, Morristown, New Jersey 07962-1911 and 101 Crawfords Corner Road, Building 1, Suite 1-511, Holmdel, New Jersey 07733, in support of its above-captioned Verified Petition, respectfully shows:

**OVERVIEW**

1. By way of this Verified Petition and its supporting testimony, the Company is proposing the JCP&L Infrastructure Investment Program II (“EnergizeNJ” or “Program”). EnergizeNJ is, with one minor exception, consistent with the Board’s Infrastructure Investment and Recovery Rules (“II&R”), codified at N.J.A.C. 14:3-2A.1 et seq. *See* N.J.A.C. 14:3-2A.6(a) and (d). JCP&L is seeking a waiver of the provision of the II&R rules that states that “[r]ates approved by the Board for recovery of expenditures under an Infrastructure Investment Program shall be . . . recovered through a separate clause of the utility’s Board-approved tariff.” *See* N.J.A.C. 14:3-2A.6(d). Further, the JCP&L Program represents the Company’s second proposal under the II&R Rules.

2. The Program proposal is comprised of three overarching main projects that are comprised of a total of fourteen component projects dispersed under each project. The proposal also serves the purpose of gap-closure relative to its expected reliability performance over the five-year period of 2024 through 2029 under the recently readopted and amended regulations but, to the extent practical, in a manner consistent with laying a foundation for the Circuit of the Future approach, which is discussed in more detail below and in the Company's prefiled direct testimony.

3. The intent of EnergizeNJ is to accelerate investment to address pressing and/or current reliability and resiliency issues, but to do so in a manner that begins to prepare and position the JCP&L electric distribution system to become the foundation for the Company's Circuit of the Future approach to providing electric distribution service.

### **INTRODUCTION**

4. JCP&L is a New Jersey electric public utility primarily engaged in the purchase, transmission, distribution, and sale of electric energy and related utility services to approximately 1.1 million residential, commercial and industrial customers located within 13 counties and 236 municipalities of the State of New Jersey.

5. JCP&L files this Petition to seek approval of EnergizeNJ, including its cost recovery mechanism, pursuant to N.J.A.C. 14:3-2A.1 et seq. and any other provision deemed applicable by the Board. JCP&L anticipates that the Program will be performed over a five-year period.

6. As described in the attached Direct Testimony of Dana I. Gibellino, the proposed Program investments are directed to projects supportive of three main projects: Grid Modernization, System Resiliency and Substation Modernization.

7. EnergizeNJ, as proposed, would result in the investment of approximately \$934.8 million over five years.

8. These accelerated investments will enable the Company to enhance the safety, reliability and resiliency of its electric distribution system. Projects undertaken through EnergizeNJ will provide benefits to JCP&L's customers and the State of New Jersey, including improvement to the customer experience of reliability and system resiliency, and to accelerate the modernization of the JCP&L distribution system through advanced technologies, improved operational flexibility, and increased available distribution system capacity.

9. It is reasonable and prudent for JCP&L to provide for accelerated investments in its electric distribution system to enhance the long-term safety, reliability and resiliency of the system and the continued provision of safe, reliable and resilient service. JCP&L has developed EnergizeNJ to further these goals and is making this filing in conformance with the Board's II&R Rules. JCP&L respectfully requests that the Board approve this Program to provide for a capital investment of up to \$906 million.

### **BACKGROUND**

10. On December 19, 2017, the Board adopted the II&R Rules to encourage utilities to implement infrastructure investment programs. These rules were codified at N.J.A.C. 14:3-2A.1 *et seq.* and initially became effective on January 16, 2018.

11. On July 17, 2018, JCP&L filed a petition for approval of its first Infrastructure Investment Program ("JCP&L Reliability Plus") at Board Docket No. EO18070728, for the period of 2019 through 2023.

12. On May 8, 2019, the Board issued a Final Decision and Order Approving Stipulation of the JCP&L Reliability Plus, with an effective date of May 15, 2019.

13. The II&R Rules explain their purpose:

- (a) This subchapter establishes a regulatory mechanism concerning an Infrastructure Investment Program, which will allow a utility to accelerate its investment in the construction, installation, and rehabilitation of certain non-revenue producing utility

plant and facilities that enhance safety, reliability, and/or resiliency. Through an Infrastructure Investment Program approved by the Board, a utility may obtain accelerated recovery of qualifying investments, subject to the terms of this subchapter, and any other conditions set by the Board in approving an individual utility's Infrastructure Investment Program.

- (b) The purpose of an Infrastructure Investment Program is to provide a rate recovery mechanism that encourages and supports necessary accelerated construction, installation, and rehabilitation of certain utility plants and equipment. As set forth in this subchapter, such investment would occur in a systematic and sustained way to advance construction, installation, and rehabilitation of utility infrastructure needed for continued system safety, reliability, and resiliency, and sustained economic growth in the State of New Jersey.
- (c) The Board shall require frequent and detailed reporting of expenditures during all phases of an Infrastructure Investment Program, as set forth in this subchapter, in order to ensure prudent investment and compliance with this subchapter. [N.J.A.C. 14:3-2A.1]

14. JCP&L's proposed Program investments will: benefit JCP&L's customers and the State of New Jersey; comply with and further the purposes of the Board's II&R Rules; and accelerate the improvement of JCP&L's reliability performance to ensure safe, reliable, and resilient service.

### **ENERGIZENJ**

15. EnergizeNJ benefits customers and New Jersey by providing for significant infrastructure investment to enhance the safety, reliability and resiliency of the Company's electric distribution system and promote economic growth in New Jersey and in JCP&L's service territory. JCP&L proposes to expend approximately \$935 million over five years in fourteen eligible electric distribution infrastructure projects, grouped in three Program categories:

<b>Program Category</b>	<b>\$ 2024-2029 (millions)</b>
Grid Modernization	\$365,597,433
System Resiliency	\$469,183,093
Substation Modernization	\$99,984,424
<b>ENERGIZENJ TOTAL</b>	<b>\$934,764,950</b>

This level of investment is over and above JCP&L’s proposed annual baseline capital spending for the same period, which proposed capital baseline is \$147 million per year. JCP&L’s proposed baseline spending is based on a five-year historical average of base capital expenditures. The Company plans to achieve capital expenditures of at least ten percent (10%) of the approved Program expenditures on projects similar to those proposed in JCP&L Reliability Plus during the course of the Program. These capital expenditures will be made in the normal course of business and recovered in future base rate proceedings. Such capital expenditures will not be recovered via the accelerated rate recovery mechanism described in the Direct Testimony of Ms. Pittavino, which is consistent with the II&R rules, N.J.A.C. 14:3-2A.2(c).

16. EnergizeNJ will have a maximum cumulative bill impact on typical residential customers over the Program’s entire duration of approximately 3.6% of the current average monthly bill. However, the average incremental bill impact from any individual base rate adjustment over the course of the Program will be a fraction of that cumulative impact. Those modest impacts will afford substantial benefits to customers and the State. Customers will benefit from investments that will make JCP&L’s electric distribution system safer, more resistant to outage events and able to recover more quickly from outages. The fourteen projects within three

categories that make up EnergizeNJ and the associated benefits are summarized in the following paragraphs.

17. Grid Modernization. This category includes the following projects: Lateral Fuse Replacement with TripSaver II (replace existing fused cutouts with “TripSaver II” circuit-mounted reclosers); Stand Alone Reclosers (the installation of 3-phase devices to break up feeders to smaller groups of customers); Overhead Circuit of the Future (accelerated infrastructure upgrades with a focus on historically worst performing circuits); Underground Cable Replacement (replace underground cable with new, jacketed cable and associated switches and pad-mount transformers); and Selective Undergrounding (relocation of certain overhead facilities underground).

18. Projects within the Grid Modernization category focus on advancing the equipment and technology installed across JCP&L’s distribution system. This category will begin to upgrade JCP&L’s distribution circuits to align with JCP&L’s vision of the “Circuit of the Future”. With greater electrification, JCP&L anticipates that customer expectations will continue to increase with respect to reliability, power quality and seamless integration of distributed energy resources (“DERs”). To meet customer expectations, the Grid Modernization component of EnergizeNJ provides for greater operational flexibility and sets the stage for additional technology integration, storm hardening and greater capacity in key areas of the system.

19. System Resiliency. This category includes the following projects: Distribution Voltage Standardization (create new tie opportunities between feeders); Circuit Ties with Supervisory Control and Data Acquisition (“SCADA”) (Loop Schemes) (install SCADA reclosers to automatically switch customer loads during outage events and replace conductors to provide increased capacity to, among other things, enable circuit ties); New Distribution Sources (install additional substation equipment such as circuit breakers or transformers in existing distribution

substations); and Distribution Automation Enablement (install substation remote terminal units (“RTU”), SCADA visibility and control, and appropriate substation relays).

20. Projects within the System Resiliency category will apply a distribution system contingency planning approach to further take advantage of opportunities to restore customers more quickly on the distribution system in the event of an outage. This category offers operational flexibility by adding capacity at existing or proposed new substations to support increased circuit ties. This category complements the Grid Modernization category with the installation of additional “smart” devices, such as SCADA operated, and automatically operating distribution line reclosers, and will prepare key areas of JCP&L’s distribution system for full Distribution Automation.

21. Substation Modernization. Projects in this category include: Coastal Substation Switchgear Replacement (accelerates the replacement of switchgear in substations); Oil Circuit Breaker Replacements (accelerates the replacement of distribution Oil Circuit Breakers); Protective Equipment Modernization (replaces Underfrequency Load Shed and Distribution Protection Unit relays with modernized protective equipment at an accelerated rate); RTU Upgrade (upgraded RTU will provide enhanced data allowing the Distribution System Operator (“DSO”) to implement restoration more rapidly for substation outages); and Mobile Substation Purchases (purchases of additional mobile substations will ensure JPC&L can facilitate outages to safely upgrade the system).

22. Projects within the Substation Modernization category will accelerate the replacement of substation equipment to further enable advancing technologies on the distribution system. This category also increases SCADA visibility and control. Further, the equipment that will be added will be able to support Volt/VAR control in the future.



23. As demonstrated in the Engineering Evaluation and Report attached as Appendix A to the Direct Testimony of Dana I. Gibellino, EnergizeNJ is estimated to provide estimated benefits to customers from outage reductions with a net present value of \$846 million, compared to estimated costs of \$934.76 million (including capital and expense), or a benefit to cost ratio of greater than 1.0.

24. EnergizeNJ will support economic development and job opportunities in New Jersey. In addition, enhancing the already reliable energy supply provided to customers in the JCP&L service territory, and providing additional or improved services or service delivery to JCP&L customers through new technologies, this Program will encourage employers to locate businesses in New Jersey, maintain business operations in New Jersey and expand business operations in the State, which will result in opportunities for New Jersey residents to secure additional jobs. Moreover, outages cause residential, business and industrial customers to incur costs. A reduction in outages and their duration results in qualitative and quantitative benefits to all customers.

### **COST RECOVERY**

25. JCP&L proposes to recover the revenue requirements of EnergizeNJ through its base rates via annual and semi-annual base rate adjustment filings. While this proposal is generally consistent with the Board's II&R rules, codified at N.J.A.C. 14:3-2A.1 et seq., JCP&L is seeking a waiver of the provision of the II&R rules that states that "[r]ates approved by the Board for recovery of expenditures under an Infrastructure Investment Program shall be . . . recovered through a separate clause of the utility's Board-approved tariff." See N.J.A.C. 14:3-2A.6(d). JCP&L's cost recovery proposal, including an explanation of, and justification for, this waiver request, is described in the attached Direct Testimony of Carol A. Pittavino.

26. JCP&L proposes to make seven annual and semi-annual base rate adjustment filings (i.e., base rate roll-ins) to recover revenue requirements. JCP&L anticipates that its first semi-annual base rate adjustment filing will provide for recovery of revenue requirements for plant placed into service through December 31, 2024, with rates effective on March 1, 2025. A detailed schedule for the anticipated EnergizeNJ rate filings is set forth in the attached Direct Testimony of Ms. Pittavino.

27. The Company proposes that for each base rate adjustment filing, the revenue requirements associated with the Program's costs be calculated as follows: Pre-Tax Cost of Capital multiplied by the Rate Base then adding depreciation and/or amortization. The "Pre-Tax Cost of Capital multiplied by Rate Base" component provides recovery of the return on the Program investment. The term "Pre-Tax Cost of Capital" means JCP&L's pre-tax overall weighted average cost of capital ("WACC") for the Program. JCP&L proposes to earn a return on its net investment in EnergizeNJ based upon an authorized return on equity ("ROE") and capital structure including income tax effects. The Company's initial WACC for the Program will be based on the ROE, long-term debt and capital structure approved by the Board on October 28, 2020, in the 2020 JCP&L base rate case, BPU Docket No. ER20020146. JCP&L proposes the initial pre-tax WACC to be 9.34 percent.<sup>1</sup> Any change in the WACC authorized by the Board in a subsequent base rate case will be reflected in the subsequent revenue requirement calculations and subsequent base rate adjustment filings for EnergizeNJ. Any changes to current tax rates will be reflected in an adjustment to the WACC. The term "Rate Base" refers to all plant constructed and in-service ("Plant In-Service") less the associated accumulated depreciation and/or amortization and less Accumulated Deferred Income Taxes ("ADIT"). The book recovery of each asset class and its

---

<sup>1</sup> Should JCP&L's pending base rate in BPU Dkt. No. ER23030144 conclude prior to the commencement of EnergizeNJ, the Board-approved overall rate of return in that matter shall be the initial WACC for the Program.

associated tax depreciation will be based on current depreciation rates. The “Depreciation and/or Amortization” component provides for recovery of the Company’s investment in the EnergizeNJ assets over the useful book life of each asset class. The Company will also apply the appropriate factor to collect applicable sales and use tax (“SUT”).

28. Board Staff and the Division of Rate Counsel (“Rate Counsel”) will have the opportunity to review each semi-annual rate filing to ensure that the revenue requirements and proposed rates are being determined in accordance with the Board’s Order approving EnergizeNJ. Further, in accordance with N.J.A.C. 14:3-2A.6(e), the rate adjustments established in the annual and semi-annual Program base rate adjustment filings will be provisional. The prudence of the Company’s Program expenditures will be reviewed by Staff and Rate Counsel as part of JCP&L’s subsequent base rate cases following the filings. The base rate changes via the annual and semi-annual adjustment filings are subject to refund until final determination in a base rate case by the Board that JCP&L prudently incurred these capital expenditures.

29. The Company proposes that it will file its next base rate case no later than five years after the start date of EnergizeNJ; the Program start date is proposed to be June 1, 2024. JCP&L will continue to file annual and semi-annual rate filings during the Board-approved period for EnergizeNJ, notwithstanding the filing of a base rate case. Should the Company elect to file a base rate case before the conclusion of EnergizeNJ, that would also satisfy the base rate case filing requirement of the II&R regulations.

30. Consistent with the II&R rules, JCP&L will achieve capital expenditures of at least ten percent (10%) of the approved Program expenditures on projects similar to those proposed in JCP&L Reliability Plus during the course of the Program. Further, should JCP&L’s ROE exceed the earnings test threshold of ROE plus fifty basis points, JCP&L would continue to recover on its

capital investments associated with EnergizeNJ that have already been included in base rates; however, it would only be permitted to recover additional capital investments through a base rate adjustment once its ROE was equal to or below the earnings test threshold or at the conclusion of its next base rate case, whichever comes first.

**PREFILED TESTIMONY, SCHEDULES, EXHIBITS AND APPENDICES**

31. Attached hereto and made a part of this Verified Petition are the following Exhibits, including prefiled Direct Testimony (which further includes schedules and appendices thereto):

<b><u>Witness</u></b>	<b><u>Exhibit No.</u></b>	<b><u>Topics</u></b>
This Petition	JC-1	EnergizeNJ Overview, Filing Requirements Chart (Appendix A)
Dana I. Gibellino	JC-2	EnergizeNJ Capital Investments (Projects), Costs and Benefits, Baseline Capital Spend, Engineering Evaluation and Report, Reporting
Carol A. Pittavino	JC-3	Cost Recovery Mechanism, Revenue Requirements, Base Rate Adjustment Filings, Bill Impacts

Two of the Attachments to the Engineering Evaluation and Report (attached as Appendix A to the Direct Testimony of Dana I. Gibellino) contain information considered to be confidential and are provided in both confidential and redacted form. Unredacted copies of these Attachments will be provided to the parties upon their execution of an Agreement of Non-disclosure of Confidential Information.

**PUBLIC HEARING, NOTICE AND SERVICE OF FILING**

32. The Board must conduct a public hearing regarding EnergizeNJ pursuant to N.J.A.C. 14:3-2A.5(d). JCP&L proposes that two public hearings be held, one in each region of its service territory. JCP&L will shortly provide a draft form of public notice of the public hearings to Staff and Rate Counsel for comment, setting forth the dates, times and places of the public hearings, the maximum dollar amount JCP&L seeks to recover through EnergizeNJ and the estimated overall impact on customers attributable to implementation of the Program. JCP&L proposes that notice of this filing be combined with notice of the public hearings and be published in daily and weekly newspapers published and/or circulated in the Company's service areas, after the dates, times and places of all such public hearings thereon have been scheduled by the Board or the Presiding Officer. The notice will also be served by mail upon the municipal clerks, the clerks of the Boards of Chosen Freeholders and, where appropriate, the County Executive Officers of all counties and municipalities located in the Company's service territory.

33. Copies of this Verified Petition and of all appendices, supporting testimony (including schedules and exhibits thereto) have been or will be duly served upon the Department of Law and Public Safety, Division of Law, Richard J. Hughes Justice Complex, 25 Market Street, P.O. Box 112, Trenton, New Jersey 08625, and upon the Director, Division of Rate Counsel, 140 East Front Street, 4th Floor, P.O. Box 003, Trenton, New Jersey 08625-0003. In accordance with the Board's March 19, 2020 Order in BPU Docket No. EO20030254, copies of this filing will be submitted and served by electronic mail only.

**REQUEST FOR DIRECT BOARD REVIEW**

34. The Program investment plans are based on a June 1, 2024, commencement date. JCP&L requests that the Board retain jurisdiction of this filing, directly review it, and designate a Commissioner as the Presiding Officer to oversee the proceeding. This has been the Board's

customary practice with electric and gas utility infrastructure filings. The Board's direct review will facilitate the expeditious resolution of the Petition and provision of reliability and resiliency benefits to customers and will ensure that the procedures utilized in the review of the filing are consistent with the II&R Rules. JCP&L requests that the Board issue a final decision and order no later than the date of its May 2024 Agenda meeting, currently scheduled for May 22, 2024.

35. Copies of all correspondence and other communications relating to this proceeding should be addressed to:

**Michael Connolly  
Gregory Eisenstark  
William Lesser  
Cozen O'Connor  
1010 Kings Highway South  
Cherry Hill, NJ 08034**

– and –

**Mark A. Mader  
Carol A. Pittavino  
Jersey Central Power & Light Company  
300 Madison Avenue  
Morristown, New Jersey 07962-1911**

– and –

**Tori L. Giesler, Esq.  
James Austin Meehan, Esq.  
FirstEnergy Service Company  
2800 Pottsville Pike  
P.O. Box 16001  
Reading, Pennsylvania 19612-6001**

**CONCLUSION AND REQUEST FOR APPROVAL**


WHEREFORE, the Petitioner respectfully requests that the Board issue a final decision and order:

- (a) finding that EnergizeNJ satisfies the requirements of N.J.A.C. 14:3-2A.1 et seq., and is in the public interest;
- (b) finding that EnergizeNJ as described in this Petition is reasonable and prudent;
- (c) authorizing JCP&L to implement the Program starting June 1, 2024, under the terms set forth in this Petition;
- (d) determining that the cost recovery mechanism set forth in this Petition will provide for just and reasonable rates and is approved;
- (e) authorizing JCP&L to recover EnergizeNJ costs, on a full and timely basis, under the cost recovery mechanism set forth in this Petition; and
- (f) granting such other and further relief as the Board shall deem just, lawful and proper.

Dated: November 9, 2023

Respectfully submitted,

COZEN O'CONNOR, PC  
Attorneys for Petitioner, Jersey Central  
Power & Light Company

By:   
Gregory Eisenstark



## NJ IIP Affidavit.docx

DocVerify ID: 89B9D8F2-1CAA-401C-9C37-0D992C53CFEF  
 Created: November 09, 2023 08:40:19 -5:00  
 Pages: 1  
 Remote Notary: Yes / State: PA

This document is a DocVerify VeriVaulted protected version of the document named above. It was created by a notary or on the behalf of a notary, and it is also a DocVerify E-Sign document, which means this document was created for the purposes of Electronic Signatures and/or Electronic Notary. Tampered or altered documents can be easily verified and validated with the DocVerify veriCheck system. This remote online notarization involved the use of communication technology.

Go to [www.docverify.com](http://www.docverify.com) at any time to verify or validate the authenticity and integrity of this or any other DocVerify VeriVaulted document.

### E-Signature Summary

**E-Signature 1: Mark A Mader (MAM)**

November 09, 2023 08:50:50 -5:00 [D868F396BD68] [69.118.65.26]  
 mamader@firstenergycorp.com (Principal) (Personally Known)

**E-Signature Notary: Kori Rebecca Auman-Krebs (KRK)**

November 09, 2023 08:50:50 -5:00 [B53D472E4979] [98.237.82.177]  
 kauman@firstenergycorp.com

I, Kori Rebecca Auman-Krebs, did witness the participants named above electronically sign this document.







**BEFORE THE  
NEW JERSEY BOARD OF PUBLIC UTILITIES**

**In The Matter Of The Verified Petition Of Jersey Central Power & Light  
Company For Approval Of An Infrastructure Investment Program II  
("EnergizeNJ")**

**BPU Docket No. \_\_\_\_\_**

**Direct Testimony**

**Of**

**Dana I. Gibellino**

**On Behalf Of  
Jersey Central Power & Light Company**

**November 9, 2023**

**TABLE OF CONTENTS**

I. INTRODUCTION ..... 1

II. SUMMARY..... 4

III. PROGRAM PROPOSAL, COSTS AND BENEFITS ..... 12

    Grid Modernization..... 15

    System Resiliency..... 16

    Substation Modernization ..... 17

IV. ANNUAL BASELINE CAPITAL SPENDING LEVELS..... 20

V. REPORTING ..... 28

VI. CONCLUSION..... 28

**DIRECT TESTIMONY  
OF  
DANA I. GIBELLINO**

**EXHIBIT JC-2**

**I. INTRODUCTION**

1

2 **Q. Please state your name and business address.**

3 A. My name is Dana I. Gibellino. My business address is FirstEnergy Service Company, 101  
4 Crawfords Corner Road, Suite 511, Holmdel, NJ 07733 (the “Service Company” or  
5 “FESC”).

6 **Q. Please identify your employer and describe your current position.**

7 A. I am employed by FESC as the Director of Engineering Services for Jersey Central Power  
8 & Light Company (“JCP&L” or the “Company”), a New Jersey public utility and one of  
9 ten electric distribution companies in the FirstEnergy Corp. (“FirstEnergy”) holding  
10 company system. Prior to my current position, I was the Manager of the JCP&L  
11 Distribution Control Centers. Over my career, I have held a number of engineering and  
12 management positions at FirstEnergy.

13 **Q. Please briefly describe your educational and professional background.**

14 A. As I stated above, currently, I am the Director, Engineering Services at JCP&L. I have  
15 worked at FirstEnergy in both Transmission and Distribution for over twelve years. I have  
16 been in my current position since January of 2022, and I began working for JCP&L as the  
17 Manager of the Distribution Control Centers in January of 2020. In my prior roles with  
18 FirstEnergy subsidiaries, I have directly managed several distribution engineering teams  
19 with responsibilities for capital portfolio and project management, engineering design,  
20 reliability, asset management and distribution planning. I started my career in one of the  
21 FirstEnergy Transmission Control Centers as a planning, reliability, and modeling support

1 engineer. In this role, I guided Transmission System Operator decision making,  
2 coordinated with PJM Interconnection, LLC engineers on upcoming system conditions and  
3 communicated frequently with regional distribution teams.

4 Prior to joining FirstEnergy, I was a field service engineer at Emerson Process  
5 Management, where I supported the design and installation of power station control  
6 systems. I have a Bachelor of Science degree in Electrical Engineering from the University  
7 of Pittsburgh, with a concentration in Power.

8 **Q. What are your current job responsibilities as the Director of Engineering Services?**

9 A In my current position, I am responsible for the JCP&L distribution engineering  
10 organization, which includes distribution design, planning, protection, reliability, asset  
11 management and capital portfolio management.

12 **Q. Have you previously testified in proceedings before the New Jersey Board of Public  
13 Utilities (“BPU” or “Board”)?**

14 A. No, I have not. However, I have provided engineering and business support to other  
15 Company witnesses in other proceedings with respect to their testimony. For instance, I  
16 most recently provided support in connection with the Direct Testimony of Mr. Dennis  
17 Pavagadhi in the Company’s 2023 Base Rate Filing (Exhibit JC-5), which is currently  
18 pending before the Board.

19 **Q. What is the purpose of your direct testimony?**

20 A. The Board’s rules at New Jersey Administrative Code (“N.J.A.C.”) 14:3-2A. *et seq.*,  
21 (“II&R Rules”) establish a regulatory mechanism for an Infrastructure Investment Program  
22 (“IIP”), which encourages and supports necessary accelerated construction, installation,

1 and rehabilitation of certain utility plants and equipment. Accordingly, my testimony will  
2 support JCP&L’s request for Board approval to implement its proposed IIP (“EnergizeNJ”  
3 or the “Program”) pursuant to the II&R Rules. In furtherance of such objective, I am  
4 sponsoring the Company’s EnergizeNJ Engineering Report (“Engineering Report” or the  
5 “Report”), which is being filed in this proceeding in accordance with II&R Rules (a true  
6 and correct copy of the Engineering Report is attached hereto as Appendix A to my  
7 testimony). The Report addresses the various details of JCP&L’s proposed Program, as  
8 described in its Verified Petition filed in this matter and in the supporting testimony and  
9 other exhibits attached thereto. More specifically, the Engineering Report addresses the  
10 requirement of the II&R at N.J.A.C. 14:3-2A.5(b), which provides the petition  
11 requirements, including the following requirement:

- 12 3. An engineering evaluation and report identifying the specific  
13 projects to be included in the proposed [IIP], with descriptions of  
14 project objectives-including the specific expected resilience  
15 benefits, detailed cost estimates, in service dates, and any applicable  
16 cost-benefit analysis for each project;

17 In addition, I will introduce three main projects and fourteen component projects that  
18 constitute the Program, which are described in further detail in the Engineering Report.

19 Also, my testimony discusses how EnergizeNJ satisfies the other requirements and  
20 furthers the goals of the II&R Rules. In this regard, I think it important to mention that, in  
21 addition to my testimony, the EnergizeNJ Verified Petition also includes testimony from  
22 Carol A. Pittavino (Exhibit JC-3) to address the revenue requirements calculation for the  
23 Program, including the associated cost recovery methodology, cost of removal and other  
24 requirements related to base rate adjustment filings, bill impacts, and tariffs over the  
25 Program’s proposed five-year term.

1 **Q. Please describe the attachments to this testimony.**

2 A. I have attached the following appendices and schedules setting forth information required  
3 by the II&R rules:

4 1. Appendix A – The Engineering Report.

5 2. Schedule DIG-1 – JCP&L forecasted/budgeted Annual Baseline Capital  
6 Spending Levels 2024-2029, including designation of an amount equal to 10% of  
7 the total proposed Program capital expenditures.

8 3. Schedule DIG-2 – JCP&L Actual Capital Expenditures for the past five  
9 years (2018-2022), by major expenditures.

10 4. Schedule DIG-3 – EnergizeNJ Total Proposed Program Capital  
11 Expenditures 2024-2029.

12 **II. SUMMARY**

13 **Q. Please summarize the JCP&L IIP-2 proposal.**

14 A. The II&R rules provide an opportunity for increased Company spending to accelerate  
15 projects beyond what historically has been required for system reliability, resiliency, and  
16 safety. In the Company’s view, it is now appropriate to pursue a second IIP. Ultimately,  
17 JCP&L plans to utilize its Program to drive incremental reliability improvements and to  
18 prepare the grid for New Jersey’s clean energy future through an accelerated programmatic  
19 modernization of the distribution system. EnergizeNJ is generally described in in this  
20 direct testimony (Exhibit JC-2) and detailed more fully within the accompanying  
21 Engineering Report.

1 **Q. Please describe the Engineering Report.**

2 A. In short, the Engineering Report is comprised of an executive summary, introduction, a  
3 description and discussion of the JCP&L service territory, a review of the II&R Rules for  
4 an IIP filing, and a description and discussion of JCP&L's recent distribution reliability  
5 system experience and performance. Much of the Engineering Report is devoted to  
6 describing the three main projects and the fourteen component projects including, among  
7 other things, discussions of the identified problem(s) that the projects and component  
8 projects are intended to address, the nature and extent of the proposed resolution that such  
9 projects are intended to provide, the criteria for the selection of the projects as such  
10 resolutions, the number of project locations involved, as well as the costs and benefits  
11 associated therewith. In addition, the Engineering Report discusses and provides the basis  
12 and results of the EnergizeNJ cost-benefit analysis consistent with the requirements of  
13 N.J.A.C. 14:3-2A.5(b)3. In its attachments, the Engineering Report provides details  
14 including detailed cost estimates and in-service dates. It is worth mentioning, however,  
15 that the level of cost and in-service detail varies depending on the amount of information  
16 and certainty available at the time of filing. Those projects with earlier in-service projected  
17 dates have, in many instances, more details than those with projected in-service dates  
18 extending over the later part of the proposed five-year term of the Program. In this regard,  
19 the Company intends to update the Engineering Report cost information from time-to-time  
20 as such information becomes available, in accordance with the proposed reporting  
21 provisions outlined later in this testimony. Finally, the Engineering Report explains how  
22 the acceleration of the investments and associated improvements through EnergizeNJ will  
23 also support economic stimulus and job creation within JCP&L's service territory, and will



1 support highly skilled, good-paying union jobs in the state through the use of external  
2 contractors in the implementation of its various and extensive projects and component  
3 projects.

4 **Q. What are the projects and component projects proposed in EnergizeNJ?**

5 A. EnergizeNJ proposes an investment of approximately \$935 million over five years for three  
6 main projects that are comprised of a total of fourteen component projects. The three main  
7 projects are: (1) Grid Modernization, (2) System Resiliency, and (3) Substation  
8 Modernization. These incorporate fourteen component projects, which are intended to set  
9 the foundation for the Company's Distribution Circuit of the Future vision, which will be  
10 discussed further herein and in the Engineering Report. These efforts will be achieved  
11 through a portfolio of accelerated capital projects that will upgrade the electric distribution  
12 system with an eye to the future by incorporating new equipment, reflecting currently  
13 available technology while at the same time responding to evolving customer expectations  
14 and enhancing overall system reliability, resiliency and safety, and recognizing the Board's  
15 most recent revisions to how regulatory reliability metrics are calculated.

16 **Q. Can you provide a project and spending overview of EnergizeNJ?**

17 A. Yes. The three main projects, the component projects, and associated projected investment  
18 amounts are set forth in Table 1 below:

1

**Table 1**

<b>Projects</b>	<b>Components</b>	<b>Proposed Dollars</b>	<b>Proposed Start Date</b>	<b>Proposed End Date</b>
Grid Modernization	Lateral Fuse Replacement with TripSaver II	\$ 18,487,500	Jun-24	Jun-29
	Distribution Circuit of the Future	\$ 307,985,058	Jun-24	Jun-29
	Circuit Protection & Sectionalization	\$ 3,315,000	Jun-24	Mar-29
	UG Cable Replacement	\$ 30,612,375	Jun-24	Jun-29
	Selective Undergrounding	\$ 5,197,500	Jul-24	Jun-29
System Resiliency	Distribution Voltage Standardization	\$ 304,088,582	Jun-24	Jun-29
	New Distribution Sources	\$ 69,572,181	Jun-24	Jun-29
	Automatic Circuit Ties with SCADA (Loop Schemes)	\$ 63,988,451	Jun-24	Jun-29
	Distribution Automation Enablement	\$ 31,533,879	Jun-24	Jun-29
Substation Modernization	Replace Coastal Substation Switchgear	\$ 18,995,960	Jul-25	Jun-29
	Oil Circuit Breaker (OCB) Replacements	\$ 13,263,964	Jan-25	Jun-29
	Modernize Protective Equipment	\$ 21,139,420	Jun-24	Jun-29
	Remote Terminal Unit (RTU) Replacements	\$ 34,985,080	Jun-24	Jun-29
	Mobile Substations	\$ 11,600,000	Jun-26	Jun-29
	<b>Totals</b>	<b>\$ 934,764,950</b>	<b>Jun-24</b>	<b>Jun-29</b>

2 **Q. Will any of the proposed projects and component projects result in increased**  
 3 **maintenance costs?**

4 A. The Company will perform maintenance on new equipment and devices in accordance with  
 5 and as prescribed by its preferred practices. With the enhanced visibility and  
 6 communication of proposed distribution devices within this Program, however, the  
 7 Company expects a reduction in troubleshooting time to determine outage locations and  
 8 causes. This benefit is captured as a Customer Minutes of Interruption (“CMI”) savings in  
 9 the benefit to cost ratio, but it should be noted that the Company expects maintenance  
 10 savings through the execution of this program as well.

1 **Q. Why does the Company think now is the time for this Program proposal?**

2 A. As a matter of background, and as further discussed in the Engineering Report, JCP&L did  
3 not meet the 2022 minimum SAIFI performance for either its Northern or Central  
4 Operating Regions. In addition, JCP&L anticipated certain other challenges with respect  
5 to the Company’s immediate performance against the BPU’s recently revised reliability  
6 performance metrics. Such anticipated challenges arise from the Board’s readoption with  
7 amendments of regulations at N.J.A.C. 14:5, as published in the New Jersey Register  
8 earlier this year (55 N.J.R. 312(b)) on, and effective as of, February 21, 2023. The new  
9 amendments to the readopted regulations with respect to the definition of a “Major Event,”  
10 and the change to an annual reformulation of the metrics to reflect the most recent five-  
11 years of prior performance, are anticipated to result in new benchmark and minimum  
12 reliability performance requirements as compared to those existing in 2022. This  
13 assessment has contributed to the Company’s timing with respect to EnergizeNJ, which  
14 proposes, among other things, reliability performance metrics gap-closure measures to take  
15 effect and enhance performance over the five-year period from 2024 through 2029.  
16 Energize NJ is intended to produce measurable improvement to the customer experience  
17 of reliability and system resiliency, as well as to accelerate the modernization of the JCP&L  
18 distribution system through advanced technologies, improved operational flexibility, and  
19 increased available distribution system capacity. In addition, these upgrades will further  
20 prepare the grid for the increases the Company is seeing and anticipates with respect to  
21 electrification, including electric vehicle acceptance and service/charging equipment  
22 deployment, increased penetration of distributed resources, and the drive towards building

1 and general move towards electrification efforts as outlined in the New Jersey Energy  
2 Master Plan.

3 **Q. How does this Program filing relate to JCP&L’s 2023 Base Rate Filing made on**  
4 **March 16, 2023 (“2023 Base Rate Filing”)?**

5 A. The two filings are largely unrelated. JCP&L is not requesting cost recovery related to the  
6 Program in its 2023 Base Rate Filing. However, JCP&L’s then-anticipated plan to file an  
7 IIP was referenced in the Direct Testimony of Dennis Pavagadhi (Exhibit JC-5 in the base  
8 rate case filing), and I have referenced that testimony from time to time herein to provide  
9 perspective.

10 **Q. How does this EnergizeNJ filing relate to JCP&L’s Reliability Plus Program**  
11 **implemented in 2019 - 2020?**

12 A. The projects of the 2019-2020 JCP&L Reliability Plus program were aimed at enhancing  
13 safety, making JCP&L’s distribution system more resistant to outages (*i.e.*, more reliable)  
14 during storms and blue-sky events, and at enabling the system to recover more quickly  
15 when outages do occur. As described in detail in the Engineering Report, the projects and  
16 component projects of EnergizeNJ are intended to build on the work completed under the  
17 2019-2020 Reliability Plus Program by driving incremental reliability improvements  
18 through an accelerated, programmatic modernization of the distribution system.

19 **Q. Please describe the type of programs described in the Board’s II&R Rules as suitable**  
20 **for inclusion in an IIP filing.**

21 A. The II&R Rules establish a regulatory mechanism for an IIP designed to “allow a utility to  
22 accelerate its investment in the construction, installation and rehabilitation of certain non-

1 revenue producing utility plant and facilities that enhance safety, reliability, and/or  
2 resiliency.” N.J.A.C. 14:3-2A.1(a). The Rules further state the purpose of an IIP is “to  
3 provide a rate recovery mechanism that encourages and supports necessary accelerated  
4 construction, installation and rehabilitation of certain utility plants and equipment...[S]uch  
5 investment would occur in a systematic and sustained way to advance construction,  
6 installation, and rehabilitation of utility infrastructure needed for continued system safety,  
7 reliability, and resiliency, and sustained economic growth in the State of New Jersey.”  
8 N.J.A.C. 14:3-2A.1(b).

9 **Q. Did the Board impose any requirements for a utility filing seeking to establish an IIP?**

10 A. Yes, the Board established several requirements in its II&R Rules applicable to a utility  
11 filing seeking approval to implement an IIP. As indicated above, I will address the  
12 requirements related to program eligibility, capital expenditures, selection criteria, cost  
13 benefits analyses and reporting for the proposed investments. As also indicated above, Ms.  
14 Pittavino will address cost recovery requirements.

15 **Q. Are the proposed projects and component projects in EnergizeNJ eligible under the**  
16 **II&R Rules requirements?**

17 A. Yes. As stated in the IIP regulations, specifically in N.J.A.C. 14:3-2A.2(a):

18 (a) Eligible projects within an [IIP] shall be: 1. Related to safety, reliability,  
19 and/or resiliency; 2. Non-revenue producing; 3. Specifically identified by  
20 the utility within its petition in support of an [IIP]; and 4. Approved by the  
21 Board for inclusion in an [IIP], in response to the utility’s petition.

22 The Program, its main projects, and their component projects all meet these criteria. As  
23 indicated above and in the Verified Petition, JCP&L is requesting Board approval to

1 implement its proposed Program consistent with the Board’s II&R Rules, IIP policy and in  
2 the best interests of JCP&L’s customers.

3 **Q. Can you be more specific?**

4 A. Yes. As will be seen in the descriptions provided herein and in the Engineering Report,  
5 the three main projects and the fourteen component projects in this proposed Program have  
6 a direct correlation to the requirements of N.J.A.C. 14:3-2A with the clear focus being on  
7 reliability and resiliency. Each project and its components are focused on improving the  
8 customer experience and consider opportunities to improve safety across the JCP&L  
9 system. Specifically, while some projects do add system capacity, these capacity additions  
10 are not designed to serve single customers/developers or specific load related projects and,  
11 therefore, are non-revenue producing. Instead, these capacity projects improve operational  
12 flexibility and overall system resiliency. Additionally, EnergizeNJ has a strong emphasis  
13 on deployment of advanced technology such as supervisory control and data acquisition  
14 (“SCADA”), relays and reclosers, which are cited specifically as component projects  
15 proposed for inclusion.

16 Finally, I also address other II&R Rules requirements, such as those pertaining to  
17 Annual baseline spending levels, N.J.A.C. 14:3-2A.3(a) – (d), and minimum filing and  
18 reporting requirements, N.J.A.C. 14:3-2A.5(a) – (e), in- Section III (Baseline Capital  
19 Spending) and Section IV (Reporting) of this testimony, respectively. As proposed,  
20 EnergizeNJ is a five-year program, which complies with the program length and limitations  
21 requirements of N.J.A.C. 14:3-2A.4(a) – (f). As mentioned earlier, expenditure recovery,  
22 N.J.A.C. 14:3-2A.6(a) – (i), is addressed in Ms. Pittavino’s testimony (Exhibit JC-3).

1                   **III.    PROGRAM PROPOSAL, COSTS AND BENEFITS**

2   **Q.    Please describe in greater detail the three main projects.**

3    A.    The three main projects include:

4                   **Grid Modernization** – This project addresses core capability and functionality of the  
5    JCP&L distribution circuits (referring to support structures, circuit capacity and  
6    switching/sectionalizing). Grid Modernization as such term is used in the Program is  
7    intended to deliver short- and long-term benefits. In the short-term, the components of the  
8    Grid Modernization project will address reliability performance, with a focus on outage  
9    avoidance and, therefore, will improve JCP&L’s SAIFI performance. In the long-term, the  
10   Grid Modernization project components will proactively offset potential future capacity  
11   constraints and communication gaps (with field devices). Over the five years of the  
12   Program, JCP&L plans to invest approximately \$365 million into Grid Modernization  
13   through five component projects as described in the Engineering Report at pages 21-33.

14                  **System Resiliency** – This project addresses the reduction of the duration of customer  
15    interruptions, therefore focused on SAIDI, through increased and enhanced operational  
16    flexibility for JCP&L with increased SCADA penetration on the distribution system,  
17    increased capacity for circuit ties and redundancy, as well as further building out of  
18    elements of the Distribution Circuit of the Future vision. This project facilitates  
19    distribution automation capabilities and reduces incompatible voltages across the JCP&L  
20    distribution system on an accelerated basis to enhance key portions of the distribution  
21    system, which is intended to provide benefits to customers in both normal and adverse  
22    weather conditions. This project further advances JCP&L’s distribution automation  
23    program to add monitoring and intelligent control over the distribution system and allow  
24    for more rapid fault location, isolation, and service restoration (“FLISR”), by creating a

1 more resilient distribution system and reduced length of customer outages. The  
2 technologies to be deployed will provide the Company with increased flexibility and the  
3 potential for more integrated operations, as well as increased grid visibility in support of  
4 increasing saturation of distributed energy resources (“DER”). Over the five years of  
5 EnergizeNJ, JCP&L plans to invest approximately \$469 million into System Resiliency  
6 through four component projects as described in the Engineering Report at pages 33-43.

7 **Substation Modernization** – This project provides accelerated modernization to many  
8 of the Company’s electric distribution substations and substation equipment, taking  
9 advantage of other projects occurring within the ambit of EnergizeNJ, and consistent with  
10 the principles of the Distribution Circuit of the Future vision with a focus on: (a) advancing  
11 the technology and equipment within JCP&L’s distribution substations that will provide  
12 greater visibility and control for the distribution system operator (“DSO”); and (b)  
13 upgraded equipment to better withstand the coastal weather patterns impacting JCP&L’s  
14 footprint. Over the five years of EnergizeNJ, JCP&L plans to invest approximately \$100  
15 million into Substation Modernization through five component projects as described in the  
16 Engineering Report at pages 43-50.

17 **Q. The phrase “Circuit of the Future” has been used several times so far in this**  
18 **testimony, and it also appears as a name of one of the EnergizeNJ component projects.**  
19 **Can you explain what the Company means by the term and how it has been used**  
20 **generally and specifically in this testimony and in the Program?**

21 **A.** Yes. The Distribution Circuit of the Future is a concept developed by FirstEnergy intended  
22 to provide a vision of future operations that includes the integration of physical distribution  
23 assets, communications systems, cyber security systems and data analytics enabled by



1 technologies to enhance capacity, extend opportunities for electrification and DER  
2 integration, as well as providing increased resiliency and hardening. The Circuit of the  
3 Future is a component of the Grid Modernization project in EnergizeNJ because the work  
4 within this component aims to build the JCP&L system toward that vision. As described  
5 in the Grid Modernization section of this testimony, the primary focus of the Circuit of the  
6 Future component is accelerated infrastructure upgrades focused on JCP&L's worst  
7 performing circuits. See Appendix A to this testimony for more details on both the  
8 Distribution Circuit of the Future vision and the Circuit of the Future component project.

9 **Q. Earlier in your testimony you mentioned that a part of EnergizeNJ proposal involves**  
10 **a reliability metric gap-closure plan. Can you please explain that aspect of the**  
11 **proposed Program and how it is addressed through the projects and component**  
12 **projects?**

13 A. Yes. The Company's proactive strategy outlined within this Program proposal is required  
14 to close the reliability metric gap expected due to the BPU's regulation changes as  
15 previously outlined in this testimony and described in more detail in the Engineering  
16 Report. In addition, the varying impact of storm events in New Jersey on the Company's  
17 recent reliability performance and in anticipation of near-term impacts from changes in  
18 reliability measurement, as well as increased electrification of the transportation sector,  
19 and increasingly sophisticated demands from customers for reliable service reinforces the  
20 Company's view that an immediate large-scale accelerated investment program is needed.  
21 This Program aims to enhance the ability of the JCP&L distribution system to meet such  
22 challenges and demands through design and construction projects that not only address

1 current near-term challenges, but which also catapult the Company forward in actualizing  
2 its long-term, Distribution Circuit of the Future vision.

3  
4 **Grid Modernization**

5 **Q. Please describe the Grid Modernization Project.**

6 A. The Grid Modernization project focuses on advancing the equipment and technology  
7 installed across JCP&L's distribution system. This category will begin to upgrade  
8 JCP&L's distribution circuits to align with JCP&L's vision of the "Distribution Circuit of  
9 the Future." With greater electrification, JCP&L anticipates that customer expectations  
10 will continue to increase with respect to reliability, power quality and seamless integration  
11 of DER. To meet customer expectations, the Grid Modernization component of  
12 EnergizeNJ provides for greater operational flexibility and increased visibility, and it sets  
13 the stage for additional technology integration, storm hardening and greater capacity in key  
14 areas of the system.

15 **Q. What component projects are included in the Grid Modernization main project  
16 category?**

17 A. There are five component projects included in the Grid Modernization overarching  
18 program category:

- 19 • **Lateral Fuse Replacement with TripSavers:** This component project includes the  
20 replacement of existing fused cutouts with TripSavers on lines with historically  
21 poor performance, which will reduce the impact of transient faults on the system.
- 22 • **Circuit Protection & Sectionalization:** This component project includes the  
23 installation of 3-phase devices to break up feeders to smaller groups of customers  
24 which will help isolate and reduce the impact of faults on the mainlines. These  
25 devices will be integrated with SCADA and full communication into the network  
26 management system ("NMS") for potential future full DA enablement.
- 27 • **Circuit of the Future:** This component project targets accelerated infrastructure  
28 upgrades, including: 1) improved storm hardening using larger pole sizes where  
29 pole replacements are required; 2) improved resiliency from increased conductor

1 capacity to increase tie capability and greater hosting capacity for DER; and 3)  
2 improved reliability from increasing capability for automated sectionalizing using  
3 SCADA control to reduce the size of outages (i.e., sectionalizing groups of 300-  
4 500 customers). This project focuses on JCP&L’s historically worst performing  
5 circuits.

- 6 • **Underground Cable Replacements:** This component project replaces  
7 underground cable with new, jacketed cable and, where necessary, associated  
8 switches and pad-mount transformers in historically poorer performing areas to  
9 improve reliability by reducing the frequency of underground cable faults. In  
10 addition, this project will also enhance safety by reducing the potential for stray  
11 voltage conditions for customers.
  
- 12 • **Selective Undergrounding:** This component project includes the relocation of  
13 overhead facilities underground where overhead conductors historically have been  
14 damaged during major weather events and are highly susceptible to damage. The  
15 locations identified for this project have the potential to impact more than one  
16 circuit and, therefore, provide for greater customer benefits in reducing potential  
17 outages. These projects also function to satisfy one of the recommendations  
18 included in JCP&L’s 2021-2022 Management Audit Report.

19 **System Resiliency**

20 **Q. Please provide details regarding the System Resiliency main project category.**

21 A. The System Resiliency project will apply a distribution system contingency planning  
22 approach to further take advantage of opportunities to restore customers more quickly on  
23 the distribution system in the event of an outage. This category offers operational  
24 flexibility by adding capacity at existing or proposed new substations to support increased  
25 circuit ties, replacing portions of the 4 kilovolt (“kV”) distribution system, which has  
26 limited tie capability in the event of an outage, with JCP&L’s most common distribution  
27 voltage, 12.47kV. This category complements the Grid Modernization category with the  
28 installation of additional ‘smart’ devices, such as SCADA operated and automatically  
29 operating distribution line reclosers and will prepare key areas of JCP&L’s distribution  
30 system for full DA enablement.

1 **Q. What component projects are included in the System Resiliency main project?**

2 A. There are four component projects included in the System Resiliency overarching project:

- 3 • **Distribution Voltage Standardization:** This component project creates new tie  
 4 opportunities between feeders by creating more uniform distribution voltage  
 5 throughout the service territory. All distribution line upgrades within this work  
 6 scope will adhere to the Distribution Circuit of the Future components.
- 7 • **Circuit Ties with SCADA (Loop Schemes):** This component project installs  
 8 SCADA reclosers to automatically switch customer loads during outage events.  
 9 Conductors would also be replaced to provide increased capacity to handle larger  
 10 loads.
- 11 • **New Distribution Sources:** This component project installs additional substation  
 12 transformers in existing or new distribution substations in order to add capacity to  
 13 the JCP&L system, increase the opportunity for circuit ties and reduce circuit length  
 14 and the number of customers served from any single existing circuit, thereby  
 15 limiting customer exposure during an outage event.
- 16 • **Distribution Automation Enablement:** This component project installs the  
 17 appropriate substation relays to enable SCADA visibility and control, and to fully  
 18 utilize the capabilities of the advanced applications of JCP&L's Advanced  
 19 Distribution Management System ("ADMS").

20 **Substation Modernization**

21 **Q. Please provide details regarding the Substation Modernization main project.**

22 A. The Substation Modernization project will accelerate the replacement of substation  
 23 equipment to further enable advancing technologies on the distribution system. This  
 24 category also increases SCADA visibility and control at the substation level, which offers  
 25 a secondary benefit of supporting further DER integration. Further, the equipment that will  
 26 be added will be able to support Volt/VAR control in the future.

27 **Q. What component projects are included in the Substation Modernization main  
 28 project?**

29 A. There are five component projects included in the Substation Modernization main project:

- 30 • **Replace Coastal Substation Switchgear:** This component project accelerates the  
 31 replacement of switchgear in substations with the benefit of avoiding emergency  
 32 replacement in the future.

- 1 • **Oil Circuit Breaker (“OCB”) Replacements:** This component project accelerates  
2 the replacement of distribution OCBs, which, upon failure, can lead to  
3 environmental concerns in addition to the customer impact.
- 4 • **Modernize Protective Equipment:** This component project replaces  
5 underfrequency load shed and distribution protection unit relays with modernized  
6 protective equipment at an accelerated rate. This will improve reliability by  
7 avoiding long duration outages as well as refining the ability to analyze faults and  
8 system conditions. Advancements in this technology are more compatible with the  
9 protective equipment required for advanced distribution automation.
- 10 • **Remote Terminal Unit (RTU) Replacements:** In this component project,  
11 enhanced data will become available through the upgraded RTU with which the  
12 DSO will be able to implement restoration more rapidly for substation outages. The  
13 acceleration of RTU upgrades also ensures that JCP&L distribution substation  
14 communications are compatible with requirements for advanced distribution  
15 automation.
- 16 • **Mobile Substations:** The purchase of additional mobile substations will be critical  
17 in the execution of this program and, therefore, is included as a component project.  
18 The mobile substation purchases will ensure JPC&L can facilitate outages to safely  
19 upgrade the system as outlined within this testimony while continuing to provide  
20 service to the customers in the areas where the Company is working. Additionally,  
21 in the event of major substation equipment failures, mobile substations enable the  
22 emergency restoration of customers, typically within 24 hours.

23 **Q. Please summarize the safety, reliability and resiliency benefits associated with**  
24 **EnergizeNJ.**

25 A. As discussed above, the three main projects and fourteen component projects in  
26 EnergizeNJ are predominantly focused on short-term- and long-term- reliability and  
27 resiliency improvements for JCP&L customers. However, there are also safety benefits to  
28 the implementation of this Program as well, both for the public and our employees. With  
29 the modernization of certain substation equipment, the risk of equipment operating at or  
30 beyond the equipment’s mean lifetime is greatly reduced which also provides a safety  
31 advantage for crews working in the substations. All projects which drive outage avoidance  
32 also aim to reduce exposure of employees and the public to unknown system conditions by  
33 giving more visibility to fault location and surrounding system conditions. Component  
34 projects such as Circuit of the Future offer the benefit of storm hardening, which also

1 improves public safety during weather events, first by reducing storm impacts, and second  
2 by the expected reduction in hazardous conditions during a typical storm event. The  
3 detailed reliability benefits of each project and component are also outlined in the  
4 Engineering Report and discussed further below.

5 **Q. How have reliability benefits been quantified for this Program?**

6 A. To quantify the benefits of the Program projects to customers, the Company used the  
7 Interruption Cost Estimate (“ICE”) tool, sponsored by the U.S. Department of Energy  
8 (“DOE”). The ICE tool is used to estimate the dollar benefits associated with avoided  
9 outages and reductions in restoration time. The results of the ICE tool analysis for  
10 EnergizeNJ are shown in Section VI of the Engineering Report. The results of that analysis  
11 reflect anticipated dollar benefits from improvements in general customer reliability and in  
12 the Company’s ability to restore power following a major storm event. In using this tool,  
13 the Company analyzed historical outage information for circuits addressed in EnergizeNJ  
14 projects for the period of 2018 – 2022, to determine the reasonable bases for the  
15 measurement of reliability improvement in the areas of both SAIFI and SAIDI. The  
16 Company then estimated post-EnergizeNJ plan SAIFI and SAIDI for those same circuits  
17 addressed within the Program. These bases and post-plan estimates are then used as inputs  
18 to the ICE tool, which quantifies a dollar benefit to customers from the proposed  
19 distribution system enhancements. The net present value of the customer benefit driven by  
20 SAIFI and SAIDI post-plan improvements sums to a total of \$846 million, and an overall  
21 cost-to-benefit ratio of 1.1.

22 **Q. Are there any secondary benefits of this Program, outside of the identified safety,**  
23 **reliability and resiliency benefits mentioned above?**

1 A. The focus of EnergizeNJ is to improve the JCP&L distribution reliability performance,  
2 however, the way the Program is planned to accomplish this does have additional  
3 qualitative benefits. Where capacity is added throughout this Program, it is expected to  
4 enable additional DER integration across the JCP&L system. Each of the three main  
5 projects of EnergizeNJ also accelerate the installation of advancing technologies to support  
6 the Circuit of the Future vision; these technologies support advanced visibility, monitoring  
7 and modeling on the distribution system to enable more accurate planning for the future of  
8 the system as electrification is expected to increase in support of the state's energy goals.  
9 For example, distribution conductor upgrades will be installed, often along with SCADA  
10 line reclosers, which include metering and control, in both Grid Modernization and System  
11 Resiliency projects. Additionally, within the Substation Modernization project, RTU  
12 Replacements will enhance not only real-time communication, but also improved system  
13 loading analysis and modeling. Together, the component projects with this work scope not  
14 only add capacity enabling additional DER integration, but also provide more accurate  
15 system planning model inputs for future load and capacity planning models.

16 **IV. ANNUAL BASELINE CAPITAL SPENDING LEVELS**

17 **Q. Does the Company propose annual baseline capital spending levels over the life of**  
18 **EnergizeNJ?**

19 A. Yes. In accordance with N.J.A.C. 14:3-2A.3(a) & (b) and 14:3-2A.5(b)(6), the Company  
20 proposes substantial annual baseline capital spending levels for the Program period as set  
21 forth in Schedule DIG-1. The proposed annual baseline capital spending level was  
22 established using a five-year historical average of base capital expenditures. The more

1 specific components of the Company's proposed baseline spending levels are found in  
2 Schedule DIG-2.

3 **Q. Does the Company propose to maintain, within its baseline capital expenditures,**  
4 **capital expenditures on projects similar to those in the Program that amount to at**  
5 **least ten percent of the approved IIP (see N.J.A.C. 14:3-2A.2(c))?**

6 A. Yes. In accordance with the II&R Rules, ten percent of the amounts proposed for the  
7 Program are for the Company to maintain, within its baseline capital expenditures, capital  
8 expenditures on projects similar to those in EnergizeNJ. JCP&L has historically  
9 undertaken capital investments in project types similar to those selected for the Program  
10 (although in this case driven by the Circuit of the Future vision) and the Company has  
11 included in its forecasted base capital, an amount equal to 10% of the total proposed  
12 Program capital expenditures, as reflected in Schedule DIG-3, or \$82.3 million (as per  
13 Schedule DIG-1) for investments in projects similar to EnergizeNJ and consistent with the  
14 Circuit of the Future vision, which is intended to serve as a roadmap or guide for future  
15 capital spending. That said, the II&R regulations and the Program generally have provided  
16 an opportunity for JCP&L to accelerate certain future planned work and move forward  
17 reliability, resiliency, and safety benefits to customers. Schedule DIG-1 sets forth the  
18 projected annual breakdown. Such baseline capital amounts will be expended in the  
19 normal course of business and recovered in a future base rate proceeding. Costs associated  
20 with projects undertaken as baseline capital expenditures will not be subject to the  
21 accelerated recovery mechanism for Program expenditures proposed by the Company.



1 **Q. Have you provided the Company's projected annual capital expenditure budget for**  
2 **a prospective five-year period, identified by major categories of expenditures (see**  
3 **N.J.A.C. 14:3-2A.5(b)1)?**

4 A. Yes. Please refer to Schedule DIG-1, specifically the program years of June 2024 to June  
5 2029.

6 **Q. Have you provided the Company's actual capital expenditures over the past five**  
7 **years, identified by major categories of expenditures (see N.J.A.C. 14:3-2A.5(b)2)?**

8 A. Yes. Please refer to Schedule DIG-2, specifically years 2018 to 2022.

9 **Q. Has the Company included in its Program filing an engineering evaluation and report**  
10 **identifying the specific projects included, the in-service dates, and benefits of**  
11 **EnergizeNJ (see N.J.A.C. 14:3-2A.5(b)3)?**

12 A. Yes. As discussed earlier, the Engineering Report describes in detail the specific projects  
13 included in EnergizeNJ, project cost estimates, project timing, project objectives, and the  
14 results of a cost benefit analysis. See Appendix A to this testimony.

15 **Q. Have you provided annual budgets for EnergizeNJ (see N.J.A.C. 14:3-2A.5(b)4)?**

16 A. Yes. Table 1 in my testimony on page 7 provides the budgeted annual expenditures for the  
17 Program. In addition, please refer to Schedule DIG-3 for the projected JCP&L Program  
18 Capital Expenditures for 2024 through 2029.

19 **Q. What is the maximum amount, in aggregate, that JCP&L seeks to recover through**  
20 **EnergizeNJ (see N.J.A.C. 14:3-2A.5(b)7)?**

21 A. As noted above and set forth on Schedule DIG-1, the maximum amount the Company seeks  
22 to recover through EnergizeNJ is \$823.9 million for the Program's capital investments.

1 **Q. Has the Company addressed the minimum filing requirements set forth in N.J.A.C.**  
2 **14:3-2A.5(b)5, 6, and 8?**

3 A. Yes. The minimum filing requirement of N.J.A.C. 14:3-2A.5(b)6 to set forth proposed  
4 baseline spending levels, consistent with N.J.A.C. 14:3-2A.3(a) and (b), is addressed in my  
5 testimony above in Table 1 and in Schedule DIG-1. The minimum filing requirements of  
6 N.J.A.C. 14:3-2A.5(b)5 (proposing when the Company intends to submit its next base rate  
7 case) and N.J.A.C. 14:3-2A.5(b)8 (providing the estimated rate impact of an IIP on  
8 customers) are addressed in the direct testimony of Carol Pittavino (Exhibit JC-3).

9 **Q. Please provide a general overview of how the Company's estimates of capital costs for**  
10 **EnergizeNJ were developed.**

11 A. The engineering estimates of the Program's capital costs have been developed by the  
12 Company utilizing its customary estimation techniques. For distribution line projects, like  
13 those included in EnergizeNJ, the Company uses estimates based on its Customer Request  
14 Work Scheduling System ("CREWS"). CREWS is a software system that generates cost  
15 estimates based on the project designs created in the system. The design work for  
16 EnergizeNJ projects is discussed below. For the proposed Program projects, the CREWS  
17 estimates include direct labor (labor hours and internal labor costs), direct material costs,  
18 and direct equipment costs. Ancillary direct project costs necessary for a Program  
19 component project have been added, including, for example, traffic control, tree work, and  
20 permitting. EnergizeNJ projects require a blend of the Company's resources as well as  
21 contractor resources. In producing the final distribution project estimates, the CREWS  
22 estimates were therefore adjusted to blend internal and contractor labor costs based on the  
23 projected workforce for the particular project component. The Company's Supply Chain

1 department provided current contractor labor rates. For substation projects, the Company  
2 utilized actual project costs incurred for similar projects. These actual costs were adjusted  
3 to accommodate the latest contractor and labor rates, as well as revised material costs.

4 **Q. Are the Company's capital cost estimates considered to be final construction costs?**

5 A. No. These estimates are used for budgeting purposes and are reasonable and reliable for  
6 purposes of the Program's development and approval based on JCP&L's costing  
7 experience. However, final detailed design estimate and construction costs for projects  
8 may deviate from these estimates.

9 **Q. Does EnergizeNJ accommodate year-to-year variations from the annual Program**  
10 **budget?**

11 A. Yes. EnergizeNJ allows variations in its annual capital expenditures of up to ten percent  
12 from its overall total annual Program budget (such that variances from budgets are allowed  
13 for individual categories, projects, and project components), provided that the overall total  
14 approved Program budget is not exceeded. It is my understanding that this proposal is  
15 consistent with N.J.A.C. 14:3-2A.4(f). JCP&L will seek approval for any year-to-year  
16 variances in its overall total annual EnergizeNJ budget that are anticipated to exceed ten  
17 percent. Subject to these limitations, JCP&L proposes to maintain the ability to substitute  
18 projects and project components within and among the fourteen Program component  
19 projects.

1 **Q. Are there circumstances where the Company would need to seek an adjustment to its**  
2 **overall annual budget beyond ten percent?**

3 A. Based on its planning, JCP&L does not believe this will be the case; however,  
4 circumstances may arise that may necessitate such changes. For example, the COVID-19  
5 pandemic required the Company to implement safety measures such as work pods that  
6 increased labor costs. Supply chain issues with many products used in our industry such  
7 as wood poles, overhead distribution transformers, and substation transformers have  
8 caused constraints leading to longer wait times and materials price increases. Many of  
9 these materials continue to experience those same supply chain constraints. In the  
10 development of this Program, JCP&L has worked to identify those projects that may be  
11 impacted by supply chain constraints and appropriately designated a delayed in-service  
12 date, as reflected in Schedule DIG-3. Additionally, JCP&L and FirstEnergy Supply Chain  
13 have communicated with vendors around the size and scope of this proposed Program to  
14 reduce such impacts as practicable. Nonetheless, there may be circumstances beyond the  
15 Company's control that would require JCP&L to seek adjustment to its annual budgets,  
16 and the Company would bring those to the Board's attention if and as they become known.

17 **Q. Could these supply chain constraints impact the overall cost to complete EnergizeNJ**  
18 **program projects?**

19 A. Yes. Despite its best efforts planning these projects, there are factors beyond the  
20 Company's control that could impact operational (*i.e.*, delays) and financial (*i.e.*, costs)  
21 performance with respect to the Program. However, if any cost increases that result in the  
22 overall actual cost to complete the Program exceeding the overall costs approved by the  
23 BPU for the Program, the amount by which the overall actual EnergizeNJ costs exceed the

1 overall costs approved by the BPU for the Program shall be carried forward to a subsequent  
2 base rate proceeding for recovery, subject to prudence review.

3 **Q. Will the Company implement EnergizeNJ if the Board does not approve accelerated**  
4 **cost recovery for it in this proceeding?**

5 A. No. The Company recognizes the need to improve reliability performance; however, this  
6 Program involves significant acceleration of future planned investments over what the  
7 Company's ordinary capital portfolio will support. Without accelerated rate treatment,  
8 such as that offered under the II&R Rules, the Company would continue to make these  
9 investments in the normal course and not on an accelerated basis.

10 **Q. What is the basis for EnergizeNJ's five-year duration?**

11 A. The five-year duration is consistent with the II&R Rules' recognition that IIP investments  
12 should occur in a systematic and sustained way (N.J.A.C. 14:3-2A.1(b)). The five-year  
13 duration will efficiently and cost-effectively accommodate engineering, permitting,  
14 contracting and project scheduling, contractors' planning with regards to labor and  
15 equipment procurement and mobilization, and coordination with municipalities and other  
16 utilities. Component projects such as New Distribution Sources, Voltage Standardization  
17 and Coastal Switchgear Replacement will typically require longer lead times for larger  
18 equipment planning and purchases such as substation transformers and distribution  
19 switchgear. In some specific locations, New Distribution Sources may also require, and  
20 will be dependent upon, real estate expansion in the areas of need. The longer five-year  
21 duration should function to produce more favorable pricing from contractors by allowing  
22 FirstEnergy's Supply Chain and Project Management organizations ample time to plan  
23 project execution, engage the appropriate number of contractors to work across the system

1 and offer competitive bidding opportunities for a diverse slate of qualified contractors. In  
2 addition, a five-year duration should contribute to lower average costs as fixed aspects of  
3 planning and mobilization are spread over certain larger projects.

4 **Q. Please describe the Company's capability to successfully complete the projects in**  
5 **EnergizeNJ.**

6 A. The five-year Program is within the Company's ability to perform and complete using  
7 internal and external contract resources and available and procured material resources.  
8 JCP&L has managed numerous large capital projects, including the successful execution  
9 of the 2019 – 2020 Reliability Plus program, and has successfully met its objectives while  
10 maintaining the resources and cost of the projects.

11 JCP&L has access to internal engineering and construction resources that will be  
12 utilized in the design and construction of the projects. In addition to the internal resources,  
13 JCP&L anticipates using contractors and union labor for the majority of the work under  
14 the Program with direct Company oversight of the work to ensure it meets JCP&L  
15 specifications and standards. The Company's Supply Chain department will continue to  
16 monitor current contractor availability in order for Program project schedules to be met.

17 In sum, although EnergizeNJ will require considerable human and material resources,  
18 the Company has the requisite managerial experience to oversee the Program  
19 implementation and access to all the resources necessary to complete EnergizeNJ in a  
20 timely and efficient manner.

1 **V. REPORTING**

2 **Q. What is the Company’s proposal for reporting on the progress of EnergizeNJ?**

3 A. Consistent with the reporting requirements of N.J.A.C. 14:3-2A5(e), the Company  
4 proposes to provide semi-annual status reports to Board Staff and the New Jersey Division  
5 of Rate Counsel containing the following:

- 6 1. Forecasted and actual costs of the Program for the applicable reporting period,  
7 and for the Program to date, where Program projects are identified by major  
8 category;
- 9 2. The estimated total quantity of work completed under the Program identified  
10 by major category. In the event that the work cannot be quantified, major tasks  
11 completed shall be provided;
- 12 3. Estimated completion dates for the Program as a whole, and estimated  
13 completion dates for each major Program category;
- 14 4. Anticipated changes to Program projects, if any;
- 15 5. Actual capital expenditures made by JCP&L in the normal course of business  
16 on similar projects, identified by major category; and
- 17 6. Any other performance metrics concerning the IIP required by the Board.

18 The proposed semi-annual reporting beneficially provides the Board with current  
19 information and allows the Board to monitor the progress of EnergizeNJ as investments  
20 are placed into service throughout its term.

21 **VI. CONCLUSION**

22 **Q. Does this conclude your pre-filed direct testimony at this time?**

23 A. Yes.

**Jersey Central Power & Light Company**

**EnergizeNJ  
Infrastructure Investment Program**

**Engineering Evaluation and Report**

**November 9, 2023**



## Table of Contents

<b>I. Executive Summary .....</b>	<b>1</b>
<b>II. Introduction.....</b>	<b>2</b>
<b>III. JCP&amp;L Service Territory.....</b>	<b>3</b>
Renewable Energy Penetration in the JCP&L Service Territory.....	5
<b>IV. Board Requirements for Infrastructure Investment Plans.....</b>	<b>5</b>
<b>V. JCP&amp;L Electric Distribution Reliability .....</b>	<b>6</b>
Introduction.....	6
Reliability Overview .....	6
Recent Regulatory Changes Create an Immediate Performance Gap for JCP&L.....	10
Analysis and Quantification of the Performance Gap .....	11
Reliability and Distribution Circuit of the Future Vision .....	13
<b>VI. EnergizeNJ Cost Benefit Analysis .....</b>	<b>17</b>
Cost Estimating.....	17
Benefit Analysis.....	17
<b>VII. The EnergizeNJ Program.....</b>	<b>20</b>
Project 1: Grid Modernization .....	21
GM Component: Lateral Fuse Replacement with TripSaver II.....	23
GM Component: Distribution Circuit of the Future .....	25
GM Component: Circuit Protection and Sectionalization .....	28
GM Component: Underground Cable Replacement.....	32
GM Component: Selective Undergrounding .....	33
Project 2: System Resiliency .....	34
SR Component: Distribution Voltage Standardization.....	36
SR Component: New Distribution Sources .....	38
SR Component: Automatic Circuit Ties with SCADA (Loop Schemes).....	40
SR Component: Distribution Automation Enablement (“DA Enablement”) .....	42
Project 3: Substation Modernization (“SM”).....	44
SM Component: Replace Coastal Substation Switchgear .....	45
SM Component: Oil Circuit Breaker (OCB) Replacements.....	48
SM Component: Modernize Protective Equipment.....	49
SM Component: Remote Terminal Unit (RTU) Replacements.....	50
SM Component: Mobile Substations .....	51
<b>VIII. Conclusion.....</b>	<b>53</b>
<b>ATTACHMENT 1 .....</b>	<b>55</b>
Northern Region Description.....	55
Central Region Description.....	55

## **I. Executive Summary**

The electric industry has undergone, and continues to undergo, paradigm shifts that emphasize innovation, technology, and increasing electrification in response to new, expanding, or higher needs and demands for electric service by all categories of customers. Regulation has also been evolving, and continues to evolve, to accommodate or stimulate changes that better facilitate the new paradigms to better respond to such customer needs. For instance, the state of New Jersey has some of the most aggressive energy goals across the nation built into its Energy Master Plan. With those goals, come challenges for the State's utility industry. Jersey Central Power & Light Company ("JCP&L" or "Company") is not excluded from such challenges. The Company's electric infrastructure across its-predominantly suburban and rural service territory footprint was built primarily with radial infrastructure across the span of more than 100 years and, at its start, as parts of over 70 different electric utility companies. This set of legacy design components poses headwinds for the Company as it addresses the evolving demands. The Company believes that its initial Infrastructure Investment Program ("IIP"), called Reliability Plus, was effective in its distinct areas of focus. The lessons learned from the Reliability Plus focus coupled with a realistic view of the original and prudent design of its electric system, the evolving reliability standards and the current and future demands of increasing electrification have led JCP&L to a more comprehensive vision for the structure and aim of its near- and long-term infrastructure investment strategy. That strategy is best and most simply expressed conceptually as a commitment to JCP&L's Distribution Circuit of the Future. As conceived by JCP&L, this second IIP proposal, referred to as EnergizeNJ, is intended to embody the structure and aim of that strategy with, as shall be explained further herein, both an immediate short-term focus on reliability performance improvement and a long-term commitment to systemic transformation through tactical distribution system modernization.

JCP&L's EnergizeNJ (also referred to as the "Program") builds over a five-year term to a total investment of \$935M to lay a foundation for, and to jump-start the Circuit of the Future commitment, where redundancy (circuit tie capacity), distributed energy resource ("DER") accommodation, and advanced analytics and modeling are all readily available. In addition, the shorter-term focus of EnergizeNJ addresses recent adverse reliability performance trending and an anticipated possible performance gap arising in connection with the Board of Public Utilities ("BPU" or "Board") recent adoption of revised reliability standards and related changes. This Program, as proposed, takes a measured and layered approach to improving the overall customer experience.

More specifically, within this plan, there are three main projects, including Grid Modernization, System Resiliency, and Substation Modernization. This Program, and the projects and component projects within it, have been conceived to lay a foundation for, and to jump-start the Circuit of the Future commitment, while closing the estimated reliability performance gap, based on historical system performance and a detailed review of opportunities for outage avoidance and reduced outage duration. The Grid Modernization project lays the infrastructure foundation for circuit capacity upgrades, including not only upgraded distribution overhead conductors, but the

## JCP&L's EnergizeNJ Engineering Evaluation and Report

---

installation of reclosing technologies and more resilient hardware to offset historically sustained outages. The System Resiliency project is focused on opportunities to shorten the duration of outages, through added technology and secure device communication, in combination with further conductor and hardware upgrades to add tie capability and operational flexibility. Lastly, the Substation Modernization project is focused on a combination of both substation infrastructure and added technology to provide the distribution system operators and engineers improved telemetry and modeling capabilities for short-term decision making and long-term planning.

Importantly, foundation-setting, reliability and resiliency are not the only benefits of this proposed Program; advancing energy goals are also woven into the qualitative benefits of this program. Where capacity is being added, it is expected to make way for additional DER integration across the JCP&L system. Added technologies captured within this proposed plan will enable realization of the Circuit of the Future vision, which will be explored in detail within this Engineering Evaluation and Report (“Engineering Report” or “Report”), and which provides the outline of the roadmap toward fully integrated grid operations across JCP&L.

This Engineering Report will serve to explore each project named above in greater detail and will demonstrate that the Benefit to Cost Ratio of the work within this proposal is greater than 1.0, with an expected societal benefit of \$847 million, representing significant value to the customers and communities that JCP&L serves across the State of New Jersey.

## **II. Introduction**

Pursuant to the requirements of the New Jersey Administrative Code (“N.J.A.C.”) 14:3-2A.1 *et seq.*, JCP&L has prepared this Engineering Report in support of its proposed Program as Appendix A to the testimony of Dana I. Gibellino, which is Exhibit JC-2 to the Petition for approval filed by the Company with the BPU. JCP&L is actively engaged and diligently committed to providing safe, adequate and proper service to its customers, including by continuing to perform in a manner that results in satisfactory and cost-effective reliability performance for its customers. Historically, JCP&L has largely succeeded in maintaining electric distribution system reliability in accordance with the minimums and benchmark reliability indices such as System Average Interruption Frequency Index (“SAIFI”), and Customer Average Interruption Duration Index (“CAIDI”),<sup>1</sup> against which its performance has been measured by the BPU.

---

<sup>1</sup> CAIDI depicts average outage duration per customer. SAIFI calculates the frequency of outages on a customer basis. Another measure, System Average Interruption Duration Index (“SAIDI”), which is measured in time – usually minutes or hours. Although SAIDI is not part of the set of regulatory reliability measures, it

## JCP&L's EnergizeNJ Engineering Evaluation and Report

---

The Board's Infrastructure Investment and Recovery Rules ("II&R Rules") provide an opportunity for increased Company spending to accelerate projects beyond what historically has been required for system reliability, resiliency, and safety. In the Company's view, it is now appropriate to pursue a second IIP<sup>2</sup> in order to set the foundation for the Company's Distribution Circuit of the Future vision, through a portfolio of accelerated capital projects that are intended to upgrade the electric distribution system with an eye to the future by incorporating new equipment, reflecting currently available technology, while at the same time enhancing in the near term, overall system reliability, resiliency and safety that will also respond to the Board's updated definition of Major Events, reliability standards changes, and evolving customer expectations. Ultimately, JCP&L plans to utilize this second IIP, EnergizeNJ, to drive incremental reliability improvements through an accelerated programmatic modernization of the distribution system, which will jump-start its strategic commitment through tactical foundation projects.

### III. JCP&L Service Territory

As described in more detail below, JCP&L provides electric service to more than 1.1 million residential, commercial, and industrial customers in two geographically separate regions. The Central New Jersey Region ("CNJ" or "Central Region") is based in Holmdel, New Jersey and the Northern New Jersey Region ("NNJ" or "Northern Region") is based in Morristown, New Jersey (collectively "Regions"). *See* Figure 1 below.

The 3,312 square miles of the Company's service territory is comprised of 13 counties and 236 municipalities. The Central Region is located in central coastal New Jersey, and the Northern Region is located in the heavily forested northwestern portion of the State. In turn, these two regions are comprised of a total of fourteen operating districts. JCP&L employs approximately 1,360 personnel across its operating districts. JCP&L provides electric distribution service to approximately 25% of the metered electric customers in New Jersey. The JCP&L service territory

---

also provides a view of outage duration on the system. SAIDI is calculated by dividing the sum of all customer outage durations by the number of customers served. Thought of another way, it is the product of multiplying CAIDI by SAIFI. In this Report, the measure is in minutes.

<sup>2</sup> On July 13, 2018, the Company filed its first petition to BPU Docket No. E018070728 seeking approval to implement its proposed Reliability Plus Infrastructure Investment Program ("Reliability Plus"), including its cost recovery mechanism, pursuant to the II&R Rules. The BPU issued an order dated May 8, 2019, approving a stipulation of settlement with respect to the parameters of the initial Reliability Plus program, which the Company implemented and completed during 2020. The May 8, 2019 Order can be accessed at <https://www.nj.gov/bpu/pdf/boardorders/2019/20190508/5-8-19-2B.pdf>.

## JCP&L's EnergizeNJ Engineering Evaluation and Report

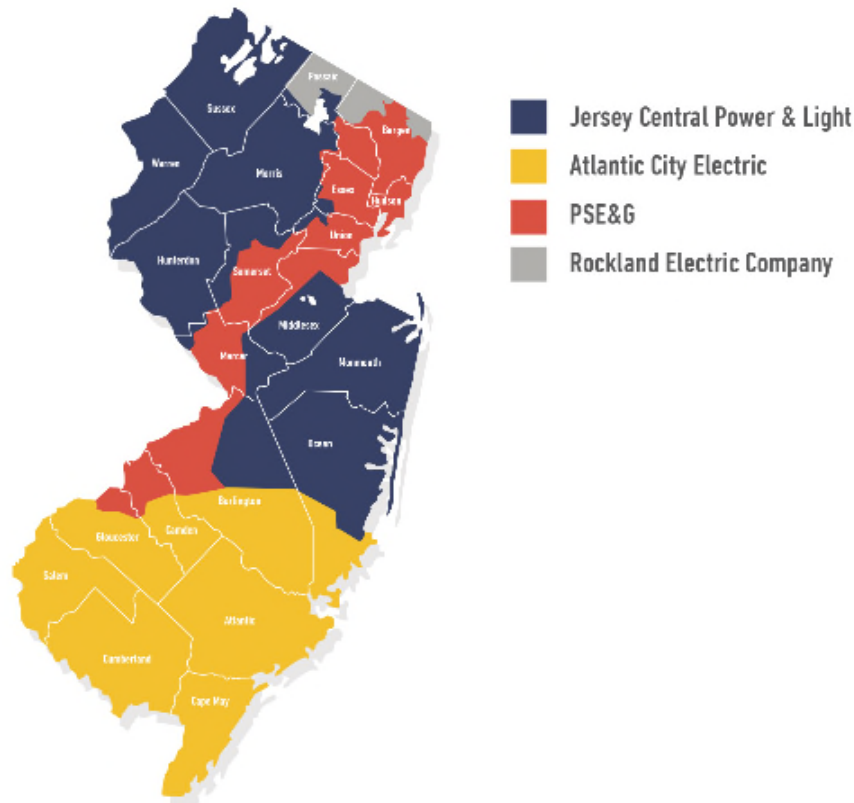
---

includes approximately 45% of the municipalities in the State of New Jersey. Indeed, the JCP&L service territory is vast and diverse in terms of customer demographics and terrain.

The Company owns, operates, and maintains over 35,000 conductor miles of primary distribution circuits, over 1,800 circuit miles (5,469 conductor miles) of sub-transmission circuits, in excess of 340,000 JCP&L-owned poles and approximately 250,000 transformers. JCP&L owns, operates, and maintains 339 substations, 244 sub-transmission circuits, and 1,162 primary distribution circuits.

The JCP&L distribution system is mainly a 12.47 kilovolt (“kV”) multi-grounded wye system. Circuits operating at this voltage make up approximately 55% of the circuits throughout JCP&L's distribution system serving approximately 73% of its customers. Other primary voltages include 4.16kV wye, 4.8kV delta (together, serving approximately 23% of JCP&L's customers) and 34.5kV wye, which serves approximately 4% of JCP&L's customers. A more detailed description of JCP&L's two operating areas – the Northern Region and the Central Region are provided in Attachment 1 hereto.

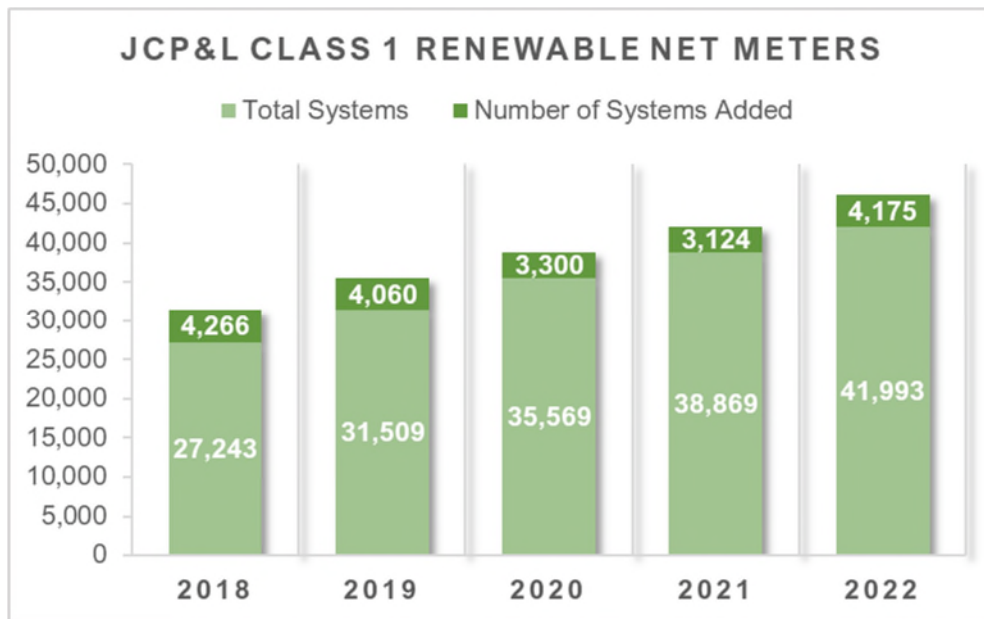
Figure 1: New Jersey EDC Map



**Renewable Energy Penetration in the JCP&L Service Territory<sup>3</sup>**

Renewable distributed generation continues to have a significant presence in New Jersey, including the JCP&L service territory. As of December 31, 2022, there was a total of 47,483 retail net metered customers on the JCP&L system with a combined nameplate capacity of 795.8 megawatts (“MW”) of renewable generation, and an additional sixty-nine wholesale grid connected generators and battery storage locations with a combined nameplate capacity of 586.4 MW, connected at 69 kV or less. Figure 2 **Error! Reference source not found.** below highlights the growth of class 1 renewables specifically.

Figure 2: JCP&L DER Penetration Growth



**IV. Board Requirements for Infrastructure Investment Plans**

This Engineering Report is provided to address the third requirement of the II&R Rules listed below at N.J.A.C. 14:3-2A.5(b)3, which provides the petition requirements for an IIP to include within its petition as follows:

<sup>3</sup> The Company also notes there is a robust interest in cannabis growing facilities across the entire JCP&L service territory footprint, where developers are converting abandoned warehouse space and retail box store locations into these facilities.

## JCP&L's EnergizeNJ Engineering Evaluation and Report

---

1. Projected annual capital expenditure budgets for a five-year period, identified by major categories of expenditures;
2. Actual annual capital expenditures for the previous five years, identified by major categories of expenditures;
3. An engineering evaluation and report identifying the specific projects to be included in the proposed Infrastructure Investment Program, with descriptions of project objectives-including the specific expected resilience benefits, detailed cost estimates, in service dates, and any applicable cost-benefit analysis for each project;
4. An Infrastructure Investment Program budget setting forth annual budget expenditures;
5. A proposal addressing when the utility intends to file its next base rate case, consistent with N.J.A.C. 14:3-2A.6(f);
6. Proposed annual baseline spending levels, consistent with N.J.A.C. 14:3-2A.3(a) and (b);
7. The maximum dollar amount, in aggregate, the utility seeks to recover through the Infrastructure Investment Program; and
8. The estimated rate impact of the proposed Infrastructure Investment Program on customers.

Each of these requirements is addressed in the JCP&L EnergizeNJ filing. In addition to requirement 3 above, this Report also provides support in connection with aspects of requirements 1, 2, 4, 5 and 6.

### **V. JCP&L Electric Distribution Reliability**

#### ***Introduction***

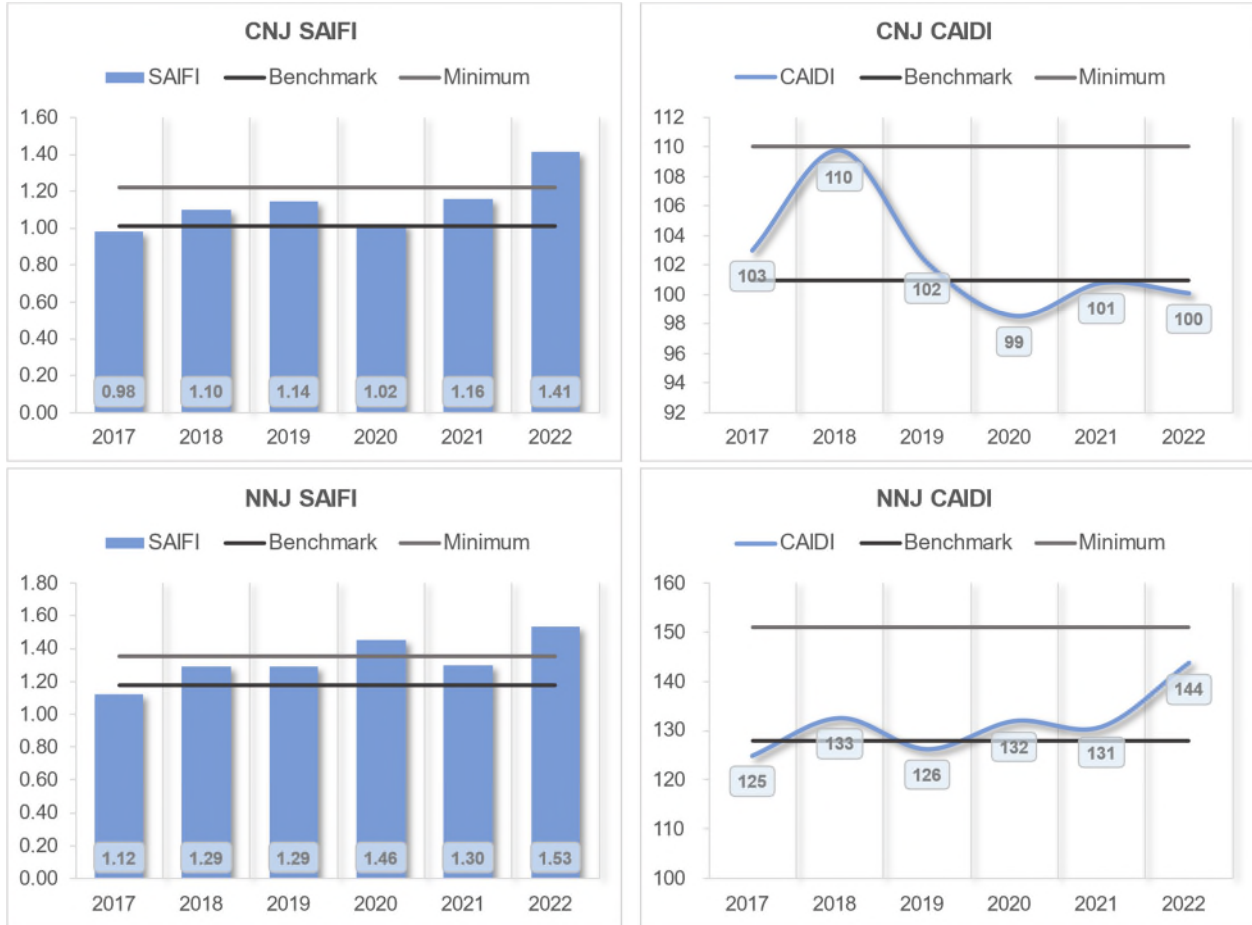
As indicated earlier, the proposal to undertake EnergizeNJ at this time is driven by several factors. Among them is the Company's recent past reliability performance, as well as consideration of the challenges that are faced in improving this performance over the long term. These challenges include the facts and circumstances regarding the Company's electric system and its prior performance, an appropriate perspective about the evolving standards against which its ongoing performance will likely be measured, as well as reasonable and available means and mechanisms to meet such standards. At the outset, it is necessary to make an assessment of the Company's reliability performance, and the impacts of, and lessons learned from, the Company's initial Reliability Plus program.

#### ***Reliability Overview***

Since 2017, JCP&L's performance against the applicable reliability indices has trended unfavorably (upward), even though JCP&L's reliability performance has met at least the applicable minimum performance requirements, except for the Company's SAIFI performance in 2020 and 2022 (*see* Figure 3 below). With the exception of the NNJ Region's 2020 SAIFI, and both Regions' 2022 SAIFI performance, the Company has otherwise performed better than the Board's minimum reliability levels over the past decade.

JCP&L's EnergizeNJ Engineering Evaluation and Report

Figure 3: Regional Reliability Performance Against Benchmark and Minimum Levels



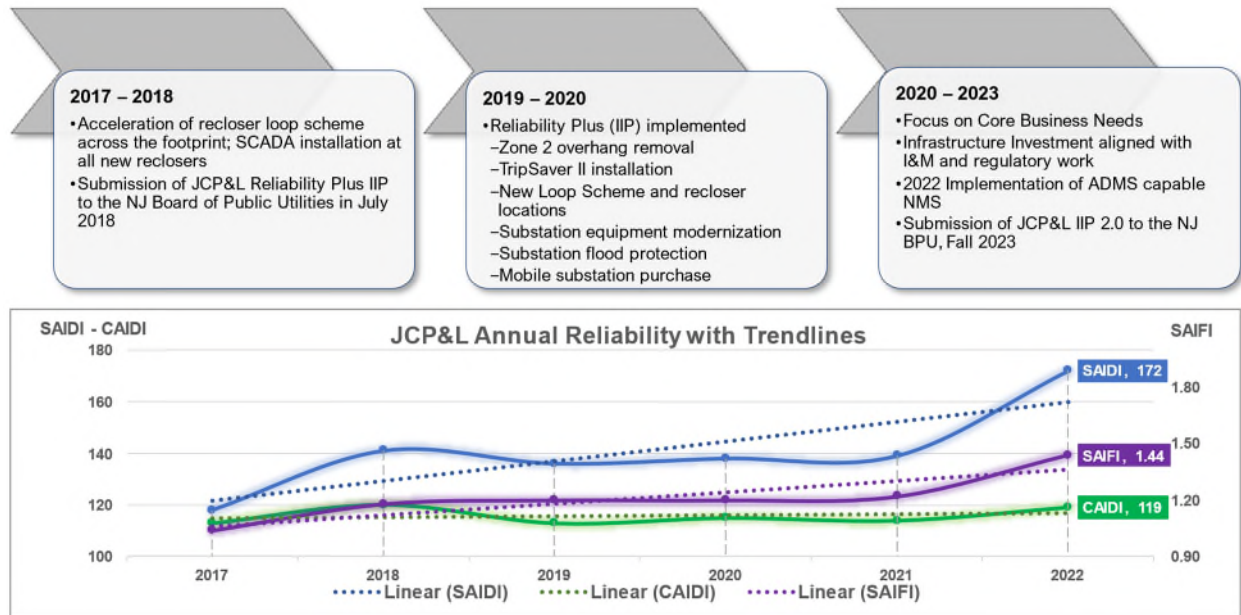
The Company has analyzed and considered the circumstances of this performance, including consideration of climate change on the concept of minor weather days and the impacts of major projects on the transmission system with anticipated longer range positive impacts but shorter-term reliability risks associated with the effects of the projects on distribution system configurations, which temporarily increase the risk of outages.

The Company has also considered the performance impacts of JCP&L's Reliability Plus investments, which JCP&L has concluded have demonstrated outage avoidance since the Reliability Plus program's completion (meaning without such investments, the Company's reliability performance in 2020-2022 may have been *worse than achieved*). In this regard, Figure 4 illustrates the initiatives and programs, including the initial Reliability Plus program, the Company has undertaken since 2017.



JCP&L’s EnergizeNJ Engineering Evaluation and Report

Figure 4: JCP&L Reliability Performance Trends



As depicted in Figure 4 above, over the last five years, including Reliability Plus, JCP&L has made investments to address current circumstances, including the negative trends. With EnergizeNJ, the Company seeks not only to accelerate investments, but also to drive toward its strategic vision in which EnergizeNJ serves as an initial stepping-stone towards creating a platform for more than incremental operational and reliability improvements over time, as well as transformational change to the distribution system.

Looking at current reliability trends and ahead to the implications of those trends, customer demands and a need to begin to prepare the electric distribution system for the transition to greener, renewable DER continue to drive the need for improved reliability and accelerated system modernization. In the past three years since the global COVID-19 pandemic, more customers are working from home and relying on their electric service to perform their day-to-day jobs. According to US Census Bureau data, the percentage of New Jersey residents working from home has increased from about 5% in 2019 up to 22% in 2021. Adding consideration for electric vehicle (“EV”) initiatives, as well as manufacturing and infrastructure development and trends, it is logical to anticipate further increases in customer expectations regarding the quality of the residential reliability experience to accommodate a changing work and lifestyle environment for many, if not most, New Jersey residents.

## JCP&L's EnergizeNJ Engineering Evaluation and Report

---

<sup>4</sup>Figure 5: Distribution System Increasingly Find More Distributed Energy Resources



With respect to DER, given the State's energy goals, JCP&L not only continues to see growth in the amount of DER implementation across its footprint, but reasonably anticipates this trend to continue, given New Jersey's clean energy goals. As described in the Company's 2022 Annual System Performance Report ("ASPR"), at the close of 2022, there were a total of 47,483 retail net-metered customers on the JCP&L system and an additional sixty-nine wholesale grid connected generators and battery storage locations connected at 69 kV or less. The current levels of DER equate to about one in every twenty-three customers having solar panels behind the meter and this increasing trend (up from one in every twenty-seven customers at the close of 2021) is anticipated to continue, creating a need for more operational visibility as to the real-time status of the distribution system.

In addition to the foregoing, the Company has also considered the origins and nature of its electric distribution system. In this regard, the Company is informed by the facts that JCP&L's electric system predominates in radial circuits, which traditionally are, or have been, the most common design used by electric companies. This is found especially in those areas with rural and dispersed customer settings. The fact that JCP&L's electric system can be characterized as predominantly a radial distribution system is not surprising given the rural and mixed character and extent of its service territory, recognizing that today's JCP&L is an amalgamation of some 75 to 100 small electric companies in New Jersey with roots extending back as early as the mid-1800s. Radial circuits, historically and currently, are the least expensive to plan, construct and maintain but, historically, they are also vulnerable to faults that cause service failures to customers without alternative feeders to serve them. In contrast, looped distribution system circuits can permit the

---

<sup>4</sup> Storage and Distribution Generation Engineering Guide. EPRI, Palo Alto, CA: 2022. 3002023483. §1-2.

## JCP&L's EnergizeNJ Engineering Evaluation and Report

---

electric company to supply customers from two or more sources, depending on the complexity of the available infrastructure. These looped types of circuits are more complicated and expensive to plan, design and maintain, but do offer increased operational flexibility and reliability advantages over radial circuits. The installation of strategic sectionalizing devices and circuit tie points by JCP&L has created some additional operational flexibility that increases reliability, but it does not rise to the level of changing the essential nature of these circuits as radial. Indeed, over the years, the Company has been implementing manual and automatic distribution circuit tie schemes, where those opportunities exist. As discussed in the 2022 ASPR,

As of the end of 2022, JCP&L has a total of 114 automatic distribution circuit tie schemes in place, with 81 of these tie schemes also having SCADA control. Plans for installing SCADA control on the remaining 33 circuit tie schemes that do not yet have SCADA control are in progress, with a number requiring and awaiting commissioning (or re-commissioning). Such circuit tie schemes automatically transfer customers to an adjacent circuit in the event of a circuit lockout, which helps to reduce the number of customers affected from a sustained outage. Each automatic circuit tie scheme typically involves two different circuits.

2022 ASPR at p. 45.<sup>5</sup>

Collectively, these conclusions, trends and forecasts create a basis upon which to propose additional accelerated investments in the JCP&L distribution system. However, before beginning to discuss details regarding its proposals in EnergizeNJ, it is important to also address some additional issues that pose further support for the Company's decision to propose a second IIP at this time.

### ***Recent Regulatory Changes Create an Immediate Performance Gap for JCP&L***

The Company's review and analysis of the recent changes in the Board's reliability regulations effective as of February 2023 has led it to anticipate that reliability performance and reliability performance levels by which it is measured will likely result in a worsening of the Company's reported reliability performance (as compared to 2022 standards), creating an immediate performance gap. First, as a practical matter, with the change to the definition of a Major Event, the number of historically excludable major events will be reduced in the Company's going-forward reliability reporting. Second, the change in the calculation of each electric distribution company's ("EDC") benchmark and minimum reliability levels will now occur annually based on

---

<sup>5</sup> However, it should be noted that the load transfers accommodated by these tie schemes may be limited by the available capacity of each circuit where they are installed.

## JCP&L's EnergizeNJ Engineering Evaluation and Report

---

the most recent five-year period, which will likely also be reflected as part of the performance gap. Implementation of the accelerated measures within this Program additionally offers (i) a comprehensive approach to closing this anticipated performance gap (based on historical system performance), and (ii) a detailed review of opportunities for outage avoidance and reduced outage duration.

### *Analysis and Quantification of the Performance Gap*

The Company quantified the expected performance gap resulting from current reliability trends and the impacts of the changes in regulations. As a baseline, the Company reviewed its "All-In" reliability performance and assumed no sustained outage data was excludable. From there, the Company analyzed which major events would meet the revised regulations based on one of the following assumptions:

1. Within a 48-hour period, 10% of customers in either operating region have experienced a sustained outage;
2. State of Emergency events ended upon the restoration of all customers affected by an initiating event; or
3. Mutual Aid events will be considered where the aid provided drives higher than minimum CAIDI performance for an operating region.<sup>6</sup>

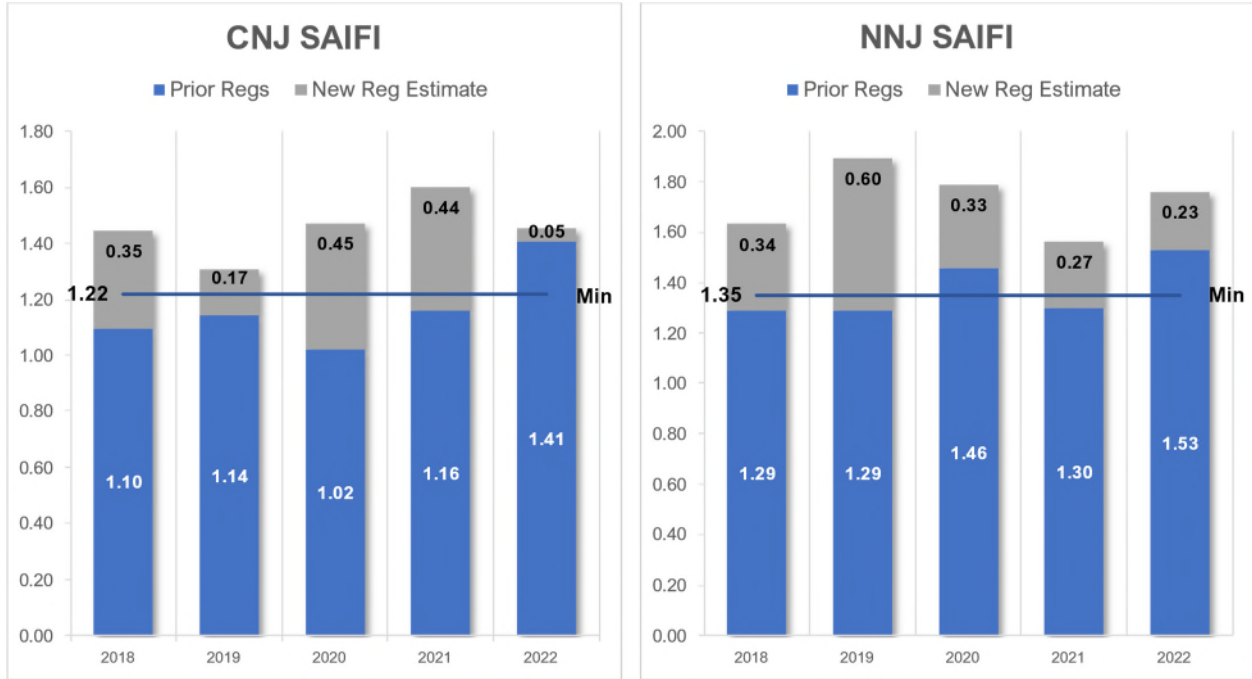
Figure 6 below illustrates the results of this analysis, with the blue data being the historically reported SAIFI performance for each region, and the gray data being the estimate of the added contribution to SAIFI performance based on the assumptions outlined above.

---

<sup>6</sup> The third assumption is a straightforward and data driven approach for historical event review and analysis. However, this assumption does not represent the Company's interpretation of item 4 of the Major Event definition (N.J.A.C. 14:5-1.2).

JCP&L’s EnergizeNJ Engineering Evaluation and Report

Figure 6: Estimated Performance Gap



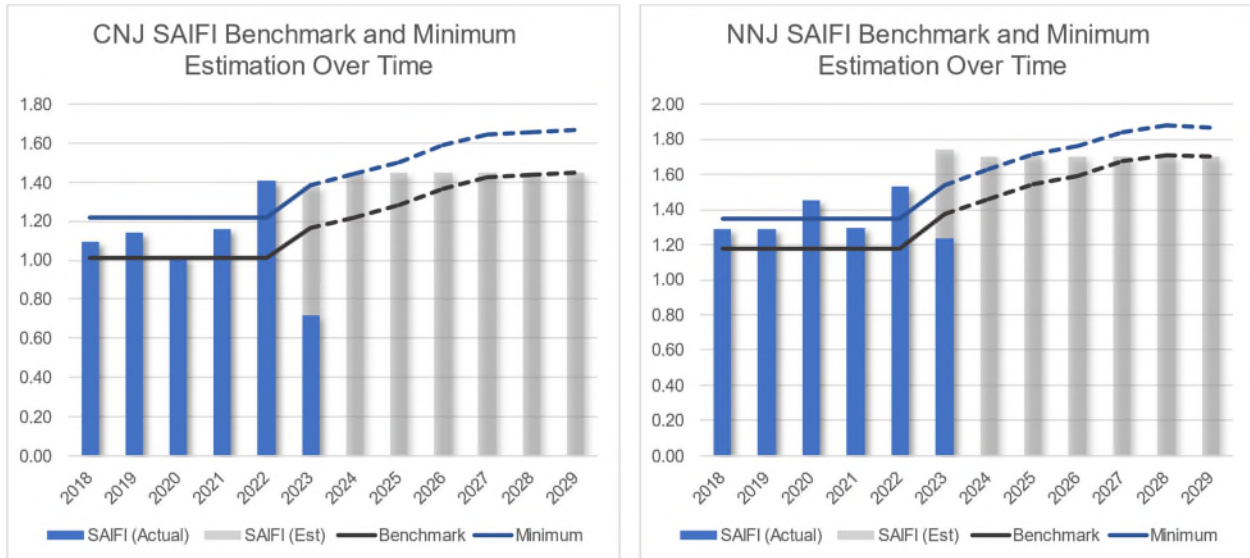
The result of this analysis is shown in the table below, which provides the anticipated performance gap for each operating region. Based on this analysis, the 5-year average gap as compared to the 2022 Minimum SAIFI for each region is estimated in the table below.

Performance Gap	
CNJ	NNJ
0.23	0.38

This drives an overall JCP&L expected performance gap (compared to 2022 standards) of 0.29 SAIFI, equating to about 330,000 additional customer interruptions being added annually to JCP&L’s performance measures. Figure 7 below illustrates the future impact of this performance gap when considering the expected increase in measured reliability performance and how that will affect the five-year rolling average reassessment of benchmark and minimum reliability performance levels.

JCP&L’s EnergizeNJ Engineering Evaluation and Report

Figure 7: Future Year Benchmark and Minimum Estimations



In Figure 7, the blue data shows actual performance levels, and the gray data shows estimated Year End performance based on the performance gap analysis described above. In Figure 7, it is evident that the future five-year average, or annual benchmark reliability level, will continue to rise year over year until it levels out after the five-year period ending in 2027. For the purposes of this analysis and calculation of the minimum performance level, the standard deviation of the future five-year average is assumed to be the same as the standard deviation of the 2018 – 2022 period. Future year benchmark and minimum performance levels are shown as dotted lines to demonstrate these as an estimate.

In summary, it should be recognized that based on this average anticipated performance gap and the annual recalculation of reliability performance levels, at the end of the five-year period following the above-described regulatory changes, the BPU should expect that, without mitigation, JCP&L’s benchmark performance levels may rise by the estimated five-year gap amounts listed above plus 1.5 times the historical standard deviation used to calculate the 2022 minimum reliability levels.

**Reliability and Distribution Circuit of the Future Vision**

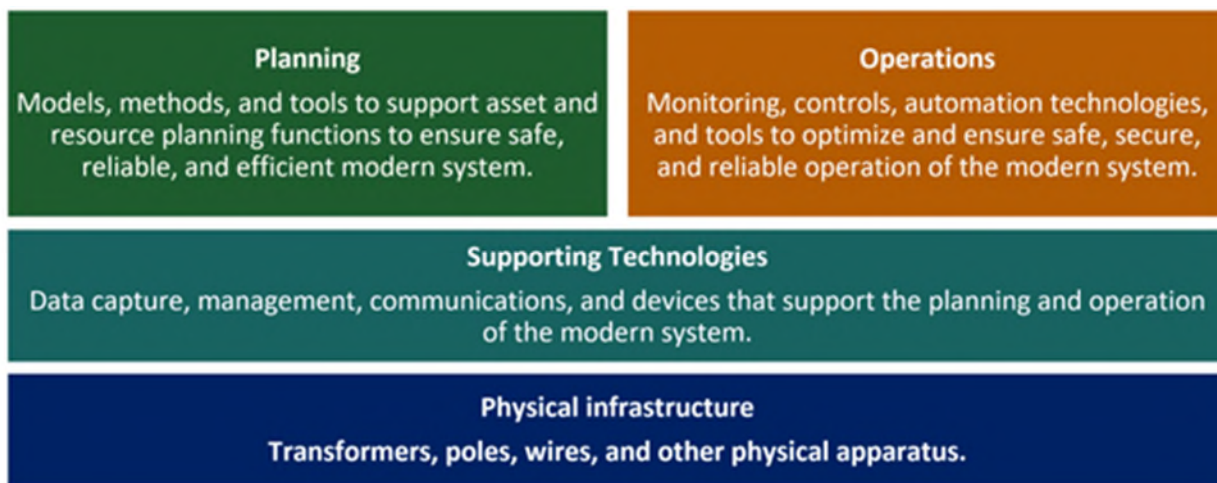
FirstEnergy’s Distribution Circuit of the Future vision was briefly mentioned earlier in this Report. JCP&L intends that this Program will serve as a foundational step in the process of implementing that vision. However, following on the foregoing Reliability Overview, it is important to explain that FirstEnergy’s Distribution Circuit of the Future vision provides the lens through which the Company views the current state of its reliability performance, the current developments that will affect it, and the future trends and developments that can be anticipated to challenge it. Indeed, the narrow and wide-angle features of that lens permit the Company to see not only the details of the

JCP&L’s EnergizeNJ Engineering Evaluation and Report

---

necessary foundational elements, but also the possibilities for managing its distribution system over the long-term to better meet and anticipate customer expectations within the BPU’s regulatory framework. The vision flows from a concept developed by FirstEnergy in partnership with the Electric Power Research Institute (“EPRI”). EPRI is an independent, non-profit energy research and development organization that is committed to ensure the public has clean, safe, reliable, affordable, and equitable access to electricity. The means by which EPRI set out to accomplish these goals was to collaborate and network with industry peers, identify, and solve critical and emerging issues, all while ensuring their research and guidance brings benefit to the public. Because the distribution landscape was changing at an accelerated pace to accommodate and integrate DER, EVs, and growing customer expectations, starting in 2018, EPRI held multiple workshops with many utilities, including FirstEnergy, to outline the “Grid Modernization Playbook: A Framework for Developing Your Plan”.<sup>7</sup>

Figure 8: Foundational Areas of Grid Modernization

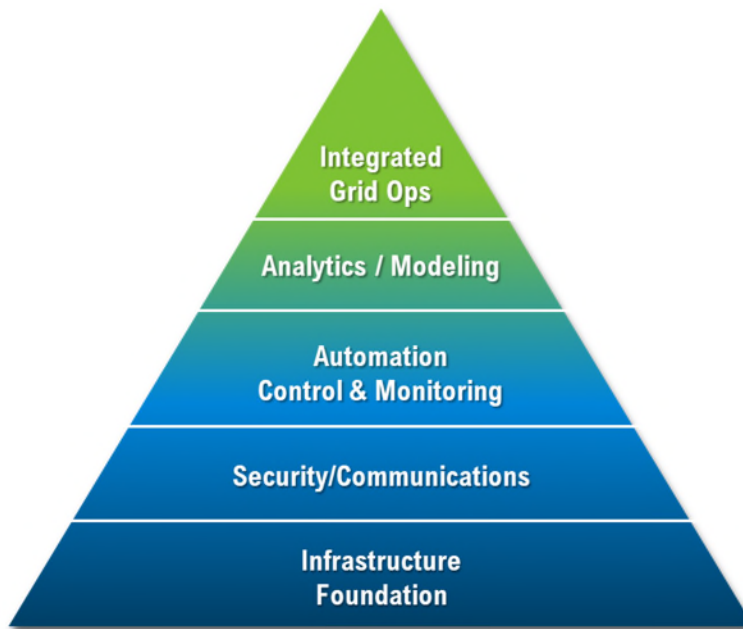


The foundational areas of the Grid Modernization playbook or “building block” outlined in Figure 8 above depict the relationships between core utility concepts and components of the distribution system. This “building block” is the key to drive a relationship between the various components of the distributions system as the means by which to modernize the grid. Utilizing the “building block” philosophy, in a collaborative exercise, FirstEnergy and EPRI created the “Distribution Circuit of the Future.” As seen in Figure 9 below, there are six layers to the circuit of the future model that build upon each other to achieve the pinnacle – the long-term reality of a fully integrated advanced distribution system.

---

<sup>7</sup> Grid Modernization Playbook: A Framework for Developing Your Plan. EPRI, Palo Alto, CA: 2019. 3002015238. §3.

*Figure 9: Distribution Circuit of the Future*



The concept provides a vision of the future that includes the integration of physical distribution circuit assets, communications systems, cyber security systems and data analytics that is enabled by technologies to enhance capacity, extend opportunities for electrification and DER integration, as well as providing increased resiliency and hardening.

The vision represents a milestone to be driven toward over the long-term and nurtured and enabled by periodic incremental investments that support legacy distribution system replacements and upgrades. The vision is built upon a solid infrastructure foundation that encapsulates customer needs and a level of futureproofing. This includes continuing improvements of layered security and communications which support operating a system that is protected against vulnerabilities with an overall improved and integrated set of communication tools. This will enable further automation controls and/or monitoring advancements with improvements to real-time data and operational decision-making, which in turn allows for advanced analytics and modeling. These concepts support an integrated grid that provides options to address outage avoidance, automation, outage reduction, and dynamic load support.

As conceived, the Distribution Circuit of the Future vision provides a sound engineering roadmap, which allows for operational and investment decision-making, planning, and coordination that is informed by, and consistent with, achieving the goal of integrated grid operations through consistent analysis and actions. Thus, infrastructure foundational decisions must, to the degree practical, foreshadow to the future either by (i) combining with simultaneous decisions related to



## JCP&L's EnergizeNJ Engineering Evaluation and Report

---

security, communications or automation control and monitoring that allows for advanced analytics and modeling, or (ii) setting the stage for accommodating and enabling later decisions to actualize the higher-level building blocks providing such capabilities.

Before exploring each of the building blocks in detail, it is important to call out the two key objectives behind this Distribution Circuit of the Future model:

1. Improve the reliability and resiliency of distribution circuits through the application of cost-effective asset replacement/upgrade strategies. The model will support improvements in capacity and operational flexibility and lay the foundation for a distribution modernization platform that can enable future smart grid applications.
2. Support the design of distribution circuits that incorporate strong three-phase backbones that can accommodate and enable greater circuit tie capability and, therefore, provide for greater operating flexibility, such as and including automatic circuit ties. This will improve opportunities for the Company to reduce the duration of customer outages while working to make repairs to the distribution system.

The “Infrastructure Foundation” building block refers to distribution design and construction to transform current electric distribution infrastructure to accommodate the integrated grid operations future. The Distribution Circuit of the Future must accommodate the technological trends and the challenges of an evolving sophistication in customer needs. Among other things, in this regard, engineering designs must continue and increase the pace of transition from radial to other configurations, including the loop design and from passive/reactive management to active management that is facilitated and enabled by real-time line-of-sight of the distribution system all the way to the customer level. The “Security/Communications” building block refers to the engineering design and construction of security and communications systems that create and strengthen a security strategy that safeguards the critical distribution system while enabling in-depth active management of the distribution system to accommodate operational and security needs. The “Automation Control and Monitoring” block refers to the engineering design and construction, which takes advantage of the opportunities presented by the evolving progress in implementing over time the foregoing building blocks. The “Advanced Analytics and Modeling” building block, likewise, refers to the engineering design and construction that turns the increasing levels of detailed data (from the other building blocks) into holistic planning and actionable real-time assessment and response. The pinnacle building block, “Integrated Grid Ops,” refers to a centralized monitoring system that is turned over to a distribution automation application through a network of sensors and devices. This ultimately provides distribution control center (“DCC”) operator indication and control of the distribution automation system and field devices.

The Distribution Circuit of the Future vision was used as a guide for the projects proposed for implementation in the Program. As such, the EnergizeNJ proposal set forth in this Report and the Petition it supports represents the initiation of a long-term approach for using incremental

## JCP&L's EnergizeNJ Engineering Evaluation and Report

---

investment opportunities to drive improvement and technological advancement across legacy distribution systems. Importantly, the Company is not building a distribution system from scratch; but rather, it is accommodating the challenges presented by an existing distribution system with a history of origin and development over many decades. Therefore, this Report recognizes that it is imperative for JCP&L to take a 'layered' approach that confronts what currently exists with component designs that address each aspect of the Distribution Circuit of the Future model within the proposed Program, while also addressing the reliability performance gap (compared to 2022 standards) associated with new regulatory requirements, over the course of the Program's five-year period.

### **VI. EnergizeNJ Cost Benefit Analysis**

#### ***Cost Estimating***

As a precursor to the discussion of Program benefits, it is important to illustrate the cost estimating approach utilized by the Company in developing the project component costs. The engineering cost estimates have been developed in alignment with standard Company practices for budgeting purposes. Throughout scoping of the work proposed within this Program, comparable actual historical project component costs served as a basis for the costs that were then unitized for future project component estimates. Project components focused on outside plant also applied unitized estimates based on the Company estimating application, CREWS, which is a software system that generates cost estimates based on specific designs. Such cost estimates also include ancillary project costs, such as traffic control and permitting. Likewise, for substation-related cost estimates, historical costs, which include indirect charges such as substation engineering and design costs, were referenced and reviewed. In all cases, project component estimates reflect the prevailing contractor and labor rates and material costs.

Each project component description within this Report will further outline the annual planned investment by year. Additionally, Attachment 2 (Confidential) to this Report will list the distinct locations where each component project will take place, accompanied by the engineering cost estimate and the proposed in-service time frame.

#### ***Benefit Analysis***

With a basic understanding of the cost estimating process deployed for EnergizeNJ, it is appropriate to discuss how anticipated benefits that the Company expects the Program will deliver are calculated. In that regard, while this Report analyzes the components of the proposed projects, there will be some components that, on a standalone basis, have a benefit-cost analysis ("BCA") of less than 1.0. However, the total package of components making up each project results in an overall BCA greater than 1.0. Recognizing the layered nature of the Distribution Circuit of the Future model, it should be expected that certain project components provide greater benefits than others, but it must be recognized that all components are necessary to support and achieve the stated long-term integration objectives. This was explained in some detail in, and consistent with the thrust of the aforementioned Distribution Circuit of the Future vision and roadmap. EnergizeNJ

JCP&L’s EnergizeNJ Engineering Evaluation and Report

is designed to provide meaningful benefits to customers, both qualitative and quantitative. Many of the qualitative benefits will be discussed more specifically within each project and component project description outlined below.

To quantify the benefits to customers associated with Program projects, the Company used the Interruption Cost Estimate (“ICE”) tool,<sup>8</sup> sponsored by the U.S. Department of Energy (“DOE”). This tool was developed by Lawrence Berkeley National Laboratory and Nexant, based on extensive research. The ICE tool is used to estimate the dollar benefits associated with avoided outages and reductions in restoration time. The results of the ICE tool analysis for EnergizeNJ are shown in Figure 10 below, and will be discussed in further detail later herein, reflecting anticipated dollar benefits from improvements in general reliability and in the Company’s ability to restore power following a major storm event:

Figure 10: Benefit to Cost Ratio

Nominal (\$ in millions)				
Benefits Storm	Benefits Non-Storm	Total	Costs	Benefit/Cost Ratio
\$ 573	\$ 2,508	\$ 3,082	\$ 935	3.3
<i>Note that the DOE ICE tool limits storm benefits to 24 hours</i>				

Nominal (\$ in millions)			NPV (\$ in millions)		
Benefits	Costs	Benefit/Cost Ratio	Benefits	Costs	Benefit/Cost Ratio
\$ 3,082	\$ 935	3.3	\$ 846	\$ 763	1.1
<i>Note that the DOE ICE tool limits storm benefits to 24 hours</i>					

For consistency, the Company performed its benefit-cost analysis using the ICE tool in a similar fashion as was performed for the Reliability Plus investment program. First, the Company analyzed the historical outage information for circuits addressed in EnergizeNJ projects for the period 2018 through 2022 to develop bases for measurement of reliability improvement in terms of SAIFI and SAIDI. The five-year reliability data was considered in three data sets:

1. Non-Storm: This data set contains all historically considered blue sky and minor weather outages and was adjusted conservatively to include an estimate of those historical outages that would no longer meet the timeframe limitation of the revised

<sup>8</sup> Estimating Power System Interruption Costs: A Guidebook for Electric Utilities. EPRI, Palo Alto, CA: 2022. DE-AC02-05CH11231. §13.

## JCP&L's EnergizeNJ Engineering Evaluation and Report

---

- Major Event definition criteria as described in the first assumption within the Reliability Performance Analysis section of this Report (page 11). This data set was the driver for component project definition criteria and location selection since this would be comparable to the measurable performance under the new regulations moving forward.
2. Storm: This data set was then the remainder of the analysis performed above; this was the set of historical outages which would continue to meet the limiting timeframe of the 10% Major Event definition criteria. Storm benefits are considered to be separate from “Non-Storm” benefits of the work to be performed.
  3. Severe Weather Events: This data set contains events which generally are unavoidable and less frequent, and, therefore, are not typically calculated as outage events that can be offset. For purposes of the five-year period used for this Program, nor'easters Riley and Quinn, as well as Tropical Storm Isaias have been included in this category. However, the benefits associated with the offsetting of outage impact and duration of these types of severe weather events were only considered for one project component (*i.e.*, Replacement of Coastal Switchgear) within this Program proposal, the reasons for which are discussed in that component project section of this Report.

These bases for the benefit calculation assure that JCP&L's focus (including to offset the earlier discussed comparative reliability performance gap) takes account of all relevant and related data, rather than simply utilizing historical categories of events, which would be inconsistent with the new regulations on a forward-looking basis.

Next, the Company used the approach set forth in a 2008 report published by EPRI entitled “Quantifying Distribution Reliability Benefits”<sup>9</sup> as a framework for the Company's estimation of reliability improvements upon installation of distribution system equipment included in EnergizeNJ. Specifically, the EPRI methodology was used to estimate reductions in Customer Minutes of Interruption (“CMI”) (*i.e.*, the total outage minutes that customers experience) and Customers Interrupted (“CI”) (*i.e.*, the total number of customers that experience an outage). This framework was built upon with more specific engineering evaluations for each project component,

---

<sup>9</sup> Quantifying Distribution Reliability Benefits. EPRI, Palo Alto, CA: 2008. 1015855. §3-1 & 3-2.

JCP&L’s EnergizeNJ Engineering Evaluation and Report

---

which are defined within the BCA file (Attachment 4 (Confidential) to this Report<sup>10</sup>). These results were used to develop post-EnergizeNJ plan SAIDI estimates and post-EnergizeNJ plan SAIFI estimates in both non-storm and storm periods. The SAIDI and SAIFI bases, and SAIDI and SAIFI post-plan estimates for non-storm and major storm periods discussed above, are inputs to the ICE tool, which uses these inputs to quantify the dollar benefits to customers from proposed distribution system enhancements. The Net Present Value of the customer benefit driven by SAIDI and SAIFI post-plan improvements sums to a total of \$847 million.

The ICE tool also uses inputs that are specific to the Company, such as the number of customers and average annual energy usage by customer class, as well as certain state specific inputs determined by the DOE, such as number of commercial and industrial customers in certain industries, median household income, and time of day outage information, to quantify dollar benefits.

Further discussion will be incorporated into each project overview and component project discussion within this Report to explore the benefit analysis performed as well as the qualitative benefits within this proposed Program.

**VII. The EnergizeNJ Program**

This Program is a portfolio of three main projects: Grid Modernization, System Resiliency, and Substation Modernization. Figure 11 below summarizes the projected JCP&L EnergizeNJ costs per project per year and in total.

*Figure 11: JCP&L EnergizeNJ Project Plan (in millions)*

Projects	2024	2025	2026	2027	2028	2029	Total
Grid Modernization	\$ 91.96	\$ 62.29	\$ 24.16	\$ 128.35	\$ 37.03	\$ 21.81	\$ 365.60
System Resiliency	\$ 54.02	\$ 102.80	\$ 97.14	\$ 100.95	\$ 62.78	\$ 51.50	\$ 469.18
Substation Modernization	\$ 7.90	\$ 19.82	\$ 17.40	\$ 24.33	\$ 18.81	\$ 11.73	\$ 99.98
<b>Total</b>	<b>\$ 153.88</b>	<b>\$ 184.91</b>	<b>\$ 138.70</b>	<b>\$ 253.63</b>	<b>\$ 118.61</b>	<b>\$ 85.03</b>	<b>\$ 934.76</b>

The three main Program projects provide near-term customer benefits, build on the investments made in JCP&L’s Reliability Plus program, and continue to prepare the Company’s distribution system for the future of technology and electrification by integrating advanced equipment with

---

<sup>10</sup> Attachment 4 (Confidential) to this report made up of forty-five data and analysis tabs. The first tab of this file (“Assumptions”) outlines the benefit assumptions for each component project within this Program. Three tabs within the file (“Benefits”, “Budget” and “FilingTable”) are dedicated to the Program budget and summarizing the benefits calculated from the DOE ICE tool and the overall Program Benefit to Cost Ratio. Two tabs within this file (“JCPL Ckts” and “2018-2022 Outages”) provide the circuit and outage history used as a baseline for this Program’s benefit calculations. The remaining tabs provide detailed analysis for each component project, including location selections, pre- and post-plan reliability information, and DOE ICE tool results.

## JCP&L's EnergizeNJ Engineering Evaluation and Report

---

control and monitoring capability. Consistent with the Distribution Circuit of the Future vision outlined above, EnergizeNJ represents a layered approach for accelerating the distribution system modernization and preparing for the future of the distribution grid. The rest of the discussion in this section provides a description of the three projects (and their supporting components), the project benefits, the selection of project components and a summary of each project's cost over the five-year term of the Program period. Importantly, the schedules included in Attachment 2 (Confidential) to this Engineering Report detail the distinct locations for each component project in EnergizeNJ.

### ***Project 1: Grid Modernization***<sup>11</sup>

The Grid Modernization project addresses core capability and functionality of the distribution circuits. Core capability and functionality refers to support structures, circuit capacity and switching/sectionalizing. To maximize the benefits of technology integration when constructing

---

<sup>11</sup> The Company recognizes that the term “grid modernization” has been, and is, used in different contexts to mean different things. For instance, in the BPU Order dated November 9, 2022, in BPU Docket No. 0021010085, the BPU accepted the report entitled *Grid Modernization Study: New Jersey Board of Public Utilities report* that was prepared by Guidehouse, Inc. The Order also directed BPU Staff to develop the necessary revisions to the interconnection rules at N.J.A.C. 14:8-5.1 et seq. to immediately incorporate certain of the recommendations contained in the report. In addition, the Order directed Staff to conduct an expedited process to move forward on implementing the remainder of the report's recommendations. In that report, “grid modernization” is referred to in the context of a strategy that:

...underpins connecting the (Energy Master Plan's (“EMP's”)) target for 7,500 megawatts (MW) of offshore wind, 17,000 MW of solar energy and 2,500 MW of energy storage by 2035, while paving the way for higher DER adoption levels to achieve the long range deeper decarbonized energy systems envisioned in the 2019 update to the Global Warming Response Act (GWRA). The NJ economy will benefit from increased local jobs, private sector investments, accelerated clean resource adoption and improved resilience. A modernized grid is part of a broader solution set that can enable other incentives and accelerators that support the state's ongoing work to realize a clean energy future. It is generally accepted that in order to meet EMP goals, NJ will need to adapt current processes and strategically modernize the electric grid.

See p. 1 of the report. In particular, Guidehouse Inc. was retained to assist BPU staff in the grid modernization effort related to how New Jersey could increase renewable resource interconnection for DER. While the Company's usage of the term “grid modernization” in this Program does not conflict with the manner in which the term is used in the Guidehouse report or in the BPU's Order accepting same, the Company's Program “grid modernization” is both more broadly (*i.e.*, not merely pertaining to interconnection of DER resources) and more narrowly (*i.e.*, honed in on the JCP&L distribution system) focused.

JCP&L’s EnergizeNJ Engineering Evaluation and Report

---

the Distribution Circuit of the Future, it is first necessary to consider and address these foundational elements. The components of this Program that are focused on infrastructure investment will do so to enable additional capacity for circuit ties, accommodate greater DER penetration and support electrification, while also driving reliability benefits associated with outage avoidance, or CI reduction, and storm hardening.

In addition to the foundational elements of JCP&L’s distribution system, the Grid Modernization project will also incorporate the Distribution Circuit of the Future aspects of Communications, Control & Monitoring, as well as Analytics and Modeling in the areas where Grid Modernization component projects are identified to take place. This approach drives a cost-effective solution to modernizing the JCP&L distribution system by holistically addressing both short- and potential long-term service requirements and customer expectations. In the short-term, the components of the Grid Modernization project will provide solutions to address reliability performance with a focus on outage avoidance and, therefore, will improve JCP&L’s SAIFI performance. In the long-term, the Grid Modernization project components will proactively offset potential future capacity constraints and communication gaps with field devices.

This Grid Modernization project includes components to provide accelerated distribution line work to enable realization of the Distribution Circuit of the Future vision that will offer storm hardening benefits as well as additional capacity for electrification, DER integration, and operational flexibility (*i.e.*, increased circuit tie capability) during sustained outages.

This project also contains a component that accelerates the Company’s investments in its underground infrastructure with an Underground Cable Replacement component project. With a focus on storm hardening and outage avoidance, this project also includes a Selective Undergrounding component, which will relocate vulnerable overhead line sections underground.

Indeed, the five components of this project aim to accelerate infrastructure investments to build JCP&L’s Distribution Circuit of the Future.

In this regard, the Grid Modernization project components are intended to provide a layer of additional circuit protection and sectionalization. This integration of additional protective devices will reduce the number of customers affected during a sustained outage, and in some cases where a temporary fault is present, reduce what was a sustained outage to a momentary interruption for customers downstream of newly installed devices.

Per the benefit analysis described in Section VI, this project has an overall Benefit to Cost Ratio of 1.0.

Customer Benefit Project	Nominal (\$ in millions)			NPV (\$ in millions)		
	Benefits	Costs	Benefit/Cost Ratio	Benefits	Costs	Benefit/Cost Ratio
Grid Modernization	\$ 1,115	\$ 366	3.1	\$ 301	\$ 303	1.0

## JCP&L's EnergizeNJ Engineering Evaluation and Report

---

In the following sections, each Grid Modernization (“GM”) Component will be discussed in more detail.

### **GM Component: Lateral Fuse Replacement with TripSaver II**

This project component will replace lateral fuses with S&C<sup>12</sup> TripSaver II cutout-mounted reclosers building on the Reliability Plus experience where the Company installed 777 of these devices in 2019 – 2020. A lateral is a radial line tapped from the three-phase portion of a circuit. In the event of a temporary fault, a traditional fuse operates causing an extended outage until the outage is investigated by a troubleshooter, repairs are made, and the fuse is replaced. These temporary faults are referred to as transient faults. The term transient fault suggests that such a fault is self-correcting and typically only lasts a short duration. While that may be the case for the fault that initiated the interruption, once the protective fuse operates, there is no immediate opportunity for the customers interrupted to be restored after the fault is cleared. An example of such a fault would be an object in brief contact with a distribution line.

The S&C TripSaver II is a single-phase automatic reclosing device that fits in the existing fuse holders. Unlike a fuse, which is destroyed when it operates, the TripSaver II opens the circuit when a fault occurs and, in the case of a transient fault, is able to reclose the circuit and restore service once the transient fault has cleared. The TripSaver II reclosers automate service restoration such that when transient faults clear, customers will experience a momentary outage, with service restored in less than ninety seconds. The TripSaver II prevents transient faults (as would occur if a limb or animal impacted a lateral) from becoming sustained outages. Figure 12 and Figure 13 below illustrate the TripSaver II in isolation and as installed on the distribution system.

---

<sup>12</sup> Referring to the S&C Electric Company, which produces the TripSaver II device, among other things.



JCP&L's EnergizeNJ Engineering Evaluation and Report

---

Figure 12: TripSaver II Installation Diagram

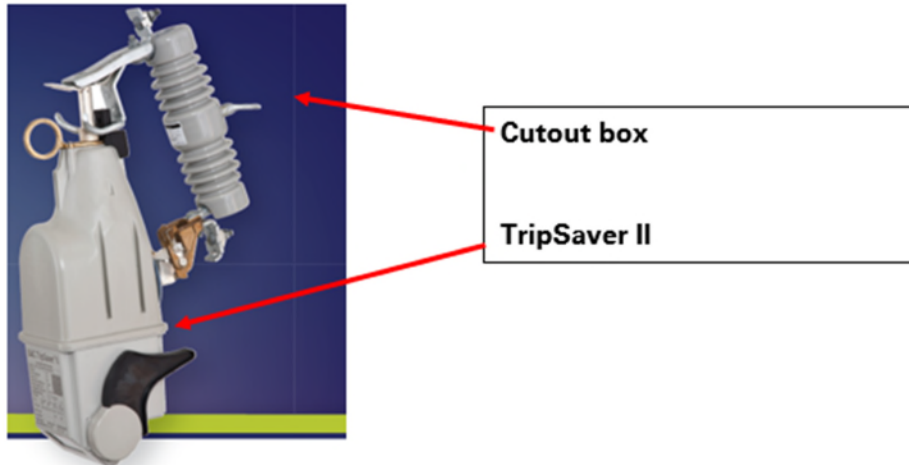


Figure 13: TripSaver II – Field Installed Device



JCP&L selected fuse locations for installation of TripSaver II by first identifying the zones of protection (*i.e.*, the area on the circuit between the fuse and the next protective device where damage would cause the fuse to operate) for fuses sized 25 amperes (“amps”) up to 140 amps. Locations for this project have been identified based on five-year fused lateral performance for fuses which have operated at least one time in the defined period. The Company has identified an additional 2,175 TripSaver II device installations across 1,148 distinct locations and 500 circuits. The Company eliminated from consideration fuses, which protect 34.5kV, 4.8kV, and underground distribution systems due to operating practices and because these configurations may limit the benefit of the TripSaver devices.

JCP&L’s EnergizeNJ Engineering Evaluation and Report

---

This project represents a cost-effective means to bring reclosing technology to customers served from laterals and has a proven historical benefit based on JCP&L’s Reliability Plus and ongoing base capital investments. In reviewing the TripSavers installed during the Reliability Plus program, an 80% average benefit has been identified for outage causes that are temporary in nature. This means that for such identified outages, it is expected that 80% will no longer have a sustained outage impact and result.

Planned investment by calendar year for this Lateral Fuse Replacement with Tripsaver II GM component project is shown in terms of millions of dollars in the table below:

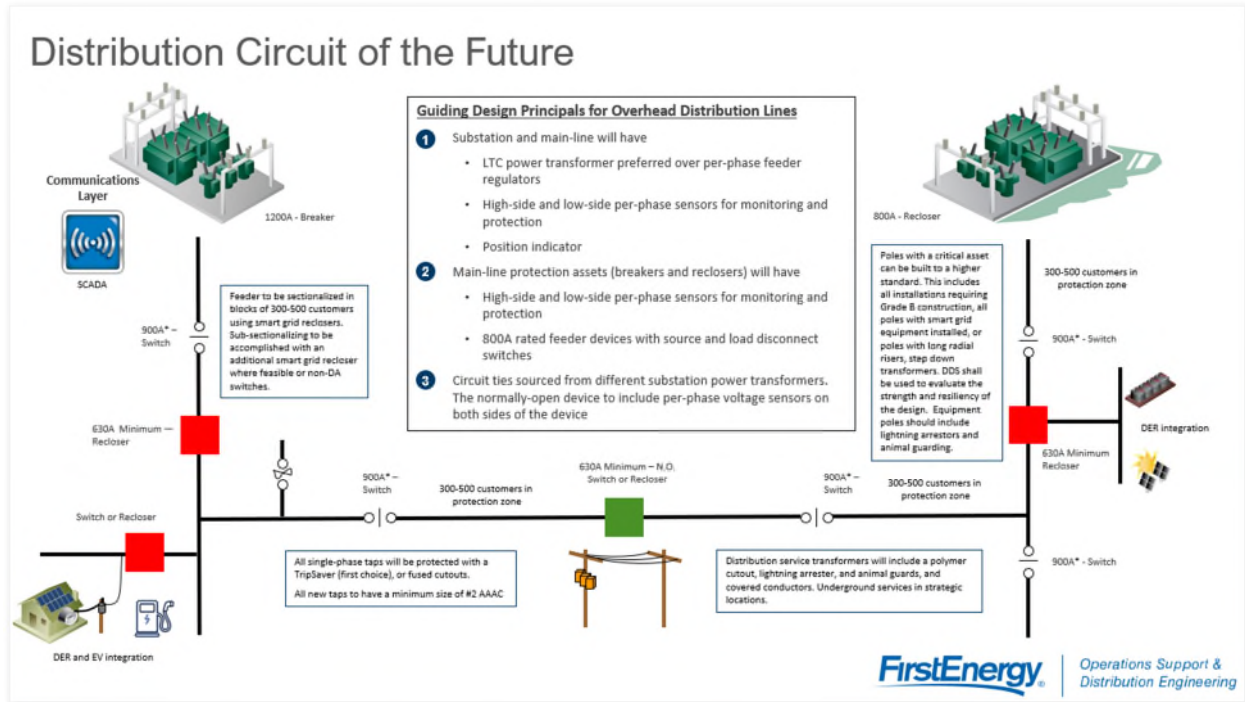
Project Component	2024	2025	2026	2027	2028	2029	Total
Lateral Fuse Replacement with TripSaver	\$ 2.62	\$ 6.12	\$ 1.70	\$ 4.19	\$ 2.41	\$ 1.45	\$ 18.49

**GM Component: Distribution Circuit of the Future**

The Distribution Circuit of the Future model represents a step-function change for the JCP&L distribution system, and this proposed Program makes significant progress to this end; however, not every element of the Distribution Circuit of the Future vision is, or can be, addressed in EnergizeNJ. For the selected circuits, EnergizeNJ focuses on bringing forward the elements of the Distribution Circuit of the Future model that most significantly benefit reliability, so as to address the identified SAIFI performance gap. Figure 14 below is a condensed pictorial version of the Distribution Circuit of the Future, which highlights the core infrastructure foundational components that will be discussed below in more detail. An expanded version of this illustration is included as Attachment 3 to this Report.

JCP&L's EnergizeNJ Engineering Evaluation and Report

Figure 14: Distribution Circuit of the Future



The typical annual process for addressing high priority circuits (“HPC”) from year-to-year is to investigate and seek to remedy specifically identified problem areas based on that year’s performance. However, year over year, whether or not in successive years, some circuits continue to repeat as poor performers. Another common issue with a largely radial distribution system is that it typically has limited tie opportunities/capabilities and increased outage exposure due to the length and capacity of such circuits. On an annual basis, specific problem line segments will be addressed. However, HPC does not address circuits as a whole in a manner that can strengthen the core infrastructure and available tie capability.

This project component will undertake a significant investment to systematically upgrade identified sections of conductors, which are defined within this component summary. JCP&L currently utilizes 397.5 Amps Alternating Current (“AAC”) since this conductor’s ampacity has met system loading needs for most three-phase mainlines. This project component will use updated design guidance to accommodate circuit load up to or over 800 amps, as required, on the mainlines. When this conductor is installed on Class 4 poles, it creates structural loading challenges for the poles as well as the older crossarms. Upgrading mainline poles as required (based on pole loading design calculations), along with upgraded structural guying, will reduce pole failures during all weather conditions. With these component project efforts, the Company plans to upgrade poles and crossarms, upgrade conductors, remove step transformers, install animal guards, and upgrade hardware and other equipment, all where needed.

## JCP&L's EnergizeNJ Engineering Evaluation and Report

---

The lower capacity conductor that was installed historically, as the distribution system expanded, consisted mainly of #2 ACSR as well as various size copper conductors, some of which remain in service. These conductors are generally rated between 200 and 400 amps and do not have the tensile strength of larger conductors. These generally smaller conductors are more prone to damage and failure during major storms and other weather events. Many of the locations where these smaller conductors are still in service are in 4kV areas and some have been spliced on multiple occasions. Upgrading these areas will eliminate low voltage conditions, improve resiliency, and increase capacity for DER hosting and electrification.

Moreover, the Company anticipates the benefit of increased circuit capacity for circuit ties and DER hosting capacity to result from this/these component project(s) with the consistent installation of a minimum of conductor with an 800-amp capacity as the three-phase main line conductor. When these projects are complete, the selected distribution circuits will have increased capacity for circuit ties to restore customers on nearby circuits during sustained outages, thus enabling improved resiliency and the reliability associated with greater switching and restoration flexibility. The distribution circuits will also be constructed to better withstand the weather conditions associated with coastal wind, snow and ice storms.

In alignment with the Distribution Circuit of the Future model, Supervisory Control and Data Acquisition ("SCADA") integrated recloser installations will be installed on circuits where work is occurring if those circuits currently lack the 300-500 customer premium operating district ("POD") protection. POD protection is a FirstEnergy term used to define a segment of the distribution system between SCADA controlled switches/reclosers that is used by the Distribution Automation process, to control the flow of power and connections within the system and reduce the number of customers per outage when able. Where identified, the SCADA operated recloser installation will limit the customer impact of sustained outages by about 50% due to the addition of PODs. These devices will offer the DCC operator visibility and control to more quickly identify the area affected by an outage, offer a more rapid response and consequently a reduction in switching time for restoration upon the completion of repairs.

Other work associated with these Distribution Circuit of the Future component projects will include installing animal guards on designated equipment and ensuring lightning arrestors are installed to meet Company standards on the overhead lines. These types of component projects, when proposed and undertaken individually and separately, may not provide significant quantitative benefits to the overall system. However, when undertaken and constructed in a collective and comprehensive manner, they are expected to markedly reduce many outage incidents for the customers resulting from weather events, including even major events.

In the Company's review of the selected five-year period of outage data, the Company selected circuits that would have met the annual HPC criteria (after realigning the historical reliability performance with the adjusted Major Event definition regulations). Generally, circuits were selected if they would have met such criteria more than one time over the five-year period; however, over twenty exceptions were made for single occurrences based on recency and relative

JCP&L’s EnergizeNJ Engineering Evaluation and Report

---

SAIDI contributions. Specific segments of the circuits selected to undergo this work scope are based on analysis of the historical reliability performance, conductor size and circuit capacity. Sectionalization selections were based on a population of the HPCs, which do not currently have a POD configuration.

In total, 175 circuits (as identified in the above selection discussion) will be addressed through this project component over the five-year period. Across these 175 circuits, 627 line-miles are planned to be upgraded, and 170 SCADA reclosers will be installed.

This project provides a benefit to the overall design and operation of JCP&L’s distribution system by improving reliability and resiliency, increasing operating flexibility and preparing the distribution system for increased DER penetration and the challenges from increased electrification going forward. Also, by applying the core infrastructure foundations of the Distribution Circuit of the Future model to these and future upgrades to JCP&L’s distribution system, a 45% improvement is estimated in certain outage causes, including but not limited to line and equipment failures, lightning and wind. This reduction in overall outage numbers is derived from engineering estimates based on results of similar programs across EDCs within FirstEnergy’s footprint. This assumption has been applied to estimate reliability benefits for the specific line segments where work is planned and, also, has been prorated based on the percentage of feeders where work is planned to occur. This is to say, if 10% of a single circuit has been selected for this work, it is estimated to yield 10% of the projected 45% reliability improvement for the purposes of the BCA.

Planned investment by calendar year for the Distribution Circuit of the Future Grid Modernization component project is shown in terms of millions of dollars in the table below:

Project Component	2024	2025	2026	2027	2028	2029	Total
Circuit of the Future	\$84.48	\$44.00	\$17.60	\$116.15	\$29.92	\$15.84	\$307.99

**GM Component: Circuit Protection and Sectionalization**

This component project will install reclosers on the mainline of select 4800-volt (“V”) Delta distribution circuits. These reclosers will separate the circuits into PODs, reducing the customer impact for faults on the mainline.

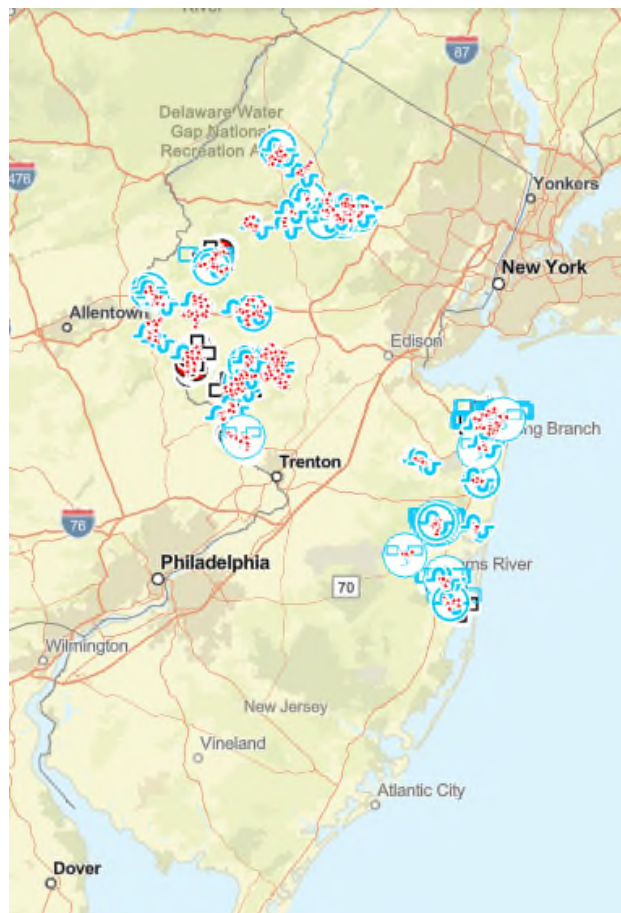
A standard distribution circuit includes a three-phase mainline that originates from the substation with laterals that can be one to three phases which originate from the mainline. The mainline is protected by a circuit breaker or recloser in the substation that uses overcurrent protection schemes. These lateral branches will usually be protected by the coordination of an expulsion fuse or TripSaver, resulting in only a momentary interruption to the mainline. The substation circuit breaker or recloser operates in coordination with the downstream fuses and other protective devices (i.e., line recloser) to clear faults on the mainline.

## JCP&L's EnergizeNJ Engineering Evaluation and Report

---

In many cases across the Company's 4800V Delta system, fuses are used on the mainline, which is illustrated in **Error! Reference source not found.** below. As has already been discussed, when an expulsion fuse operates as the result of a transient fault, there is no ability to restore service to customers downstream of the fuse until it is replaced by a troubleshooter. However, in some cases, instead of fuse installations on the mainline, there are 300-amp capacity switches, which require manual operation. Should a fault occur downstream of these devices, the interrupting operation occurs at the substation, creating an outage which impacts the whole circuit rather than a designated POD.

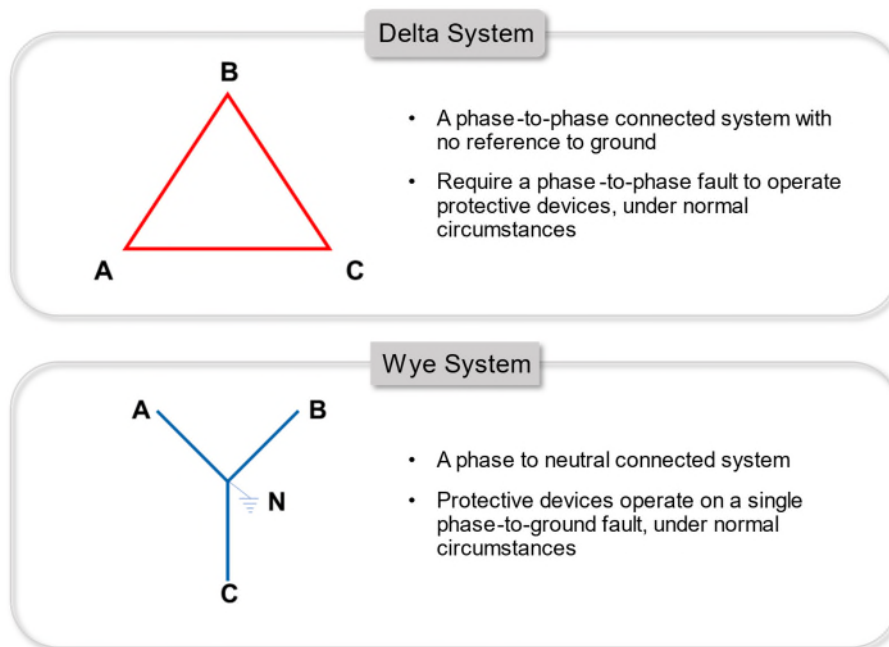
Figure 15: JCP&L 4kV Delta 200K Fuse Locations



This project component focuses on JCP&L's delta systems because these are phase-to-phase connected systems with no ground reference, and as such, require phase-to-phase and 3-phase faults under normal circumstances to operate a protective device. This means that on a three-phase distribution system, when a fault occurs, there is potential for back feed from the non-faulted phases. While JCP&L distribution work practices ensure safety is the number one priority before any work occurs on these delta systems, three-phase interrupting devices are an engineered

solution to this potential safety exposure. Figure 16 below serves to demonstrate the difference between a delta (phase-to-phase connected) versus wye (phase-to-neutral connected) system.

Figure 16: Delta versus Wye System Diagram



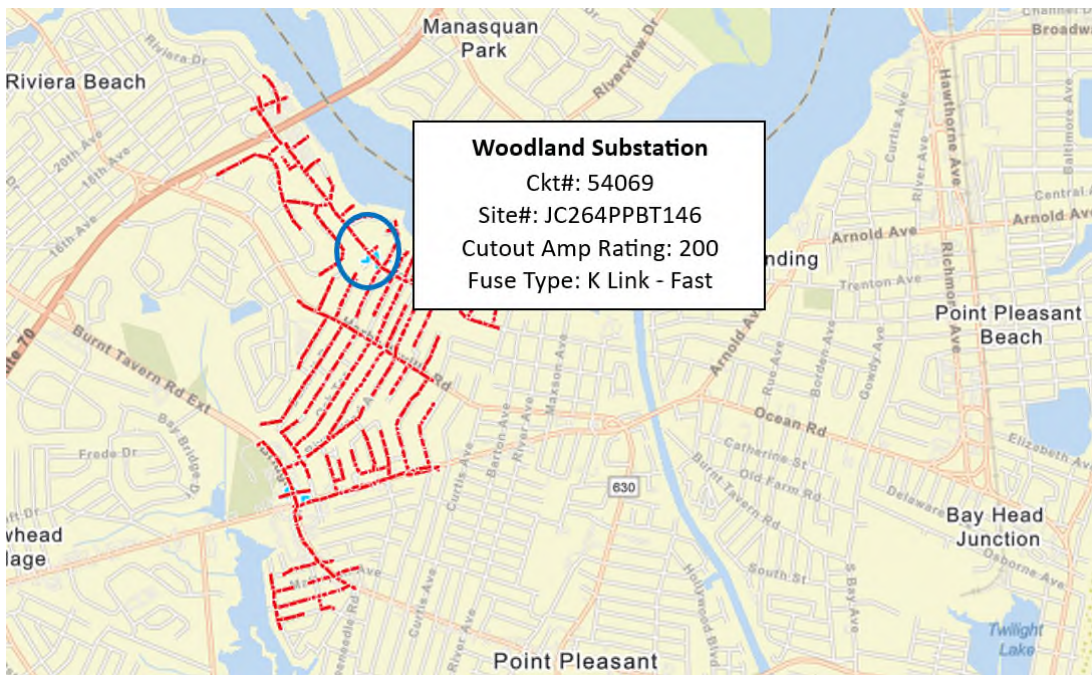
With the installation of mainline reclosers as proposed here, a fault on the mainline that is downstream of a recloser, rather than a fuse, will be quickly isolated from the portion of the circuit between the substation and the recloser. If such a fault is transient and clears on its own, the recloser will restore the customers through the protection cycle of the device (estimated within ninety seconds or less). As discussed above, these reclosers will be installed as three-phase interrupting devices to eliminate back feed potential on the delta system if a fault is introduced.

Consistent with the Distribution Circuit of the Future discussion earlier, the Company will also install SCADA communications to these line reclosers. SCADA communications can be used to remotely open and close reclosers to connect and disconnect certain portions of the distribution circuit as real-time operating conditions warrant. Advanced reclosers, along with SCADA control, enable monitoring of the recloser status as well as system conditions (voltage, current, etc.) in order to more easily identify and respond to customer outages at the circuit level. This approach enables control center operators to be more efficient in responding to faults by sectionalizing distribution circuits to reduce outages to customers upstream of the fault. It also allows real-time decision-making regarding the use of system infrastructure to enable more rapid customer restoration.

JCP&L’s EnergizeNJ Engineering Evaluation and Report

This project targets 4800V delta Circuits for the replacement of 200K-type mainline fuse or 300 Amp capacity switches (solid blade) installations. Because this component project is set to replace mainline fuses on 4800V delta systems, the outage data used to identify candidates was limited to mainline fuse outages only. For this component, thirty-three circuits have been selected to install a total of thirty-nine SCADA reclosers in place of mainline fuses or switches, with one such example shown in Figure 17 below. These are circuits where installation of a recloser would create a POD based on the Distribution Circuit of the Future roadmap.

Figure 17: Proposed Recloser Location Woodland 54069 Circuit



This component project aligns with and supports the transition to the Distribution Circuit of the Future vision by providing additional automation and communication on the 4800V Delta circuits. Where reclosers are to be installed on 4800V Delta circuits, the recloser installations planned within this project component will be compatible with JCP&L’s primary distribution voltage of 12.47kV and will not require modification or replacement when the operating voltage of these circuits is standardized to 12.47kV.

Planned investment by calendar year for this Circuit Protection and Sectionalization Grid Modernization component project is shown in terms of millions of dollars in the table below:

Project Component	2024	2025	2026	2027	2028	2029	Total
Circuit Protection and Sectionalization	\$ 0.60	\$ 1.11	\$ 0.60	\$ 0.34	\$ 0.43	\$ 0.26	\$ 3.32



### **GM Component: Underground Cable Replacement**

This component project will accelerate the replacement of primary underground cable. Investment in underground cable is designed to enhance the reliability of service to underground residential developments. When customers experience outages resulting from underground faults, the repairs are typically long in duration because they involve locating the fault, excavating to uncover the cable and replacement or repair of the cable or equipment located underground. In addition, performing this replacement work on a planned, accelerated basis versus an emergency basis will avoid long unplanned outages and be less inconvenient for customers.

One of the main causes of underground cable failure typically starts with water ingress into the cable, which, in turn, causes damage to the cable insulation, resulting in the formation of electrical trees<sup>13</sup> from the inside of a cable growing outward. In other cases, damaged or missing concentric neutral leads to a concentration of electrical fields at the points of damage, which can result in electrical trees starting from the outside of the cable growing inward. Underground cable failures often result in prolonged outages since these cables are directly buried in the earth, it takes longer to locate and isolate the faults and then make the necessary repairs. The replacement of bare concentric neutral ("BCN") cable in the JCP&L distribution system with jacketed cable will improve reliability by reducing the frequency of underground cable faults.

JCP&L will replace selected portions of underground cable with jacketed cable in conduit. The jacketed cable to be installed in EnergizeNJ will be less susceptible to neutral deterioration and is expected to therefore reduce the frequency of underground cable faults. Installation of cable in conduit, rather than directly buried, also saves time in the repair process if a failure were to occur. In this case, the failed cable can be removed from the conduit and a new replacement cable pulled in its place. Also, fault indicators will be installed at every transformer location within the work scope to enable a troubleshooter to more easily locate an underground fault, which will accelerate the restoration of service following an outage.

This component project also addresses certain large residential developments with underground infrastructure. Underground residential development sections were selected for the project based on consideration of the number of potential customers affected, or the number of customers served. Within this component project, nine circuits will be addressed with the replacement of approximately forty-six underground line miles of cable. JCP&L also will replace selected portions of pre-1986 construction underground cable that contains a non-jacketed BCN with new jacketed

---

<sup>13</sup> Electrical trees are one of the main degradation mechanisms in solid polymeric insulation leading to the failure of high voltage equipment. The growth of electrical trees can lead to irreversible insulation failure. *3D Characterization of Electrical Tree Structures* IEEE Transactions on Dielectrics and Electrical Insulation Vol. 26, No. 1; February 2019, which can be accessed at: <https://ieeexplore.ieee.org/stamp/stamp.jsp?arnumber=8624220>.

JCP&L’s EnergizeNJ Engineering Evaluation and Report

---

cable in conduit. In addition to providing reliability benefits, this component project reduces the potential for stray voltage conditions for customers as the BCN cable deteriorates over time. Based on analysis of historical outage data, the benefits of similar projects have shown an estimated 60% improvement for outages caused by direct buried/underground residential development (“URD”) classified interruptions.

Planned investment by calendar year for this Underground Cable Replacement Grid Modernization component project is shown in terms of millions of dollars in the table below:

Project Component	2024	2025	2026	2027	2028	2029	Total
UG Cable Replacement	\$ 3.40	\$10.20	\$ 3.40	\$ 6.80	\$ 3.40	\$ 3.40	\$ 30.61

**GM Component: Selective Undergrounding**

This component project will target overhead line sections to be placed underground to reduce distribution line and equipment exposure of such sections to most fault causes. The JCP&L distribution system, as with the electric utility industry in general, is predominantly an overhead system. With all overhead systems, overhead line construction (which is less expensive by orders of magnitude compared to undergrounding) has a higher level of exposure to most fault causes, especially in forested areas, where tree strikes pose a hazard to the distribution system. This project will benefit customers both during non-storm conditions as well as during storm events. This component project will address fourteen circuit segments and will relocate a total of seven miles of overhead distribution line underground. Locations selected for this project are double-circuited substation egresses or double circuit, three-phase overhead line sections.

Undergrounding these double circuits directly outside of, and in the immediate vicinity of, the substation will limit exposure to potential hazards and limit substation breaker operations affecting large number of customers. By focusing the selective undergrounding component projects on distribution overhead line sections that serve more than 18,000 customers, JCP&L will maximize benefits from these projects by reducing potential customer interruptions in most outage categories, particularly vehicle, tree and line/equipment related interruptions.

Benefit analysis for this component project is consistent with JCP&L’s Undergrounding Study, previously filed with the BPU in response to recommendation TSI-EDC-7, in BPU Docket No. EO20090607, Order dated June 9, 2021, as summarized in Figure 18 below.

JCP&L’s EnergizeNJ Engineering Evaluation and Report

Figure 18: Undergrounding Outage Reduction Factors from TSI-EDC-7

Undergrounding Outage Reduction Factors by Cause			
Cause	Reduction	Cause	Reduction
Animal	95%	Other Utility-Non Elec	0%
Bird	100%	Overload	0%
Call Error	0%	Planned Outage	0%
Contamination	95%	Previous Lightning	95%
Customer Equipment	0%	Switching Error	0%
Equipment Failure	90%	Trees - Sec/Service	100%
Fire	95%	Trees Off ROW-Limb	100%
Forced Outage	95%	Trees Off ROW-Tree	100%
Human Error - Company	0%	Trees On ROW	100%
Human Error -Non-Company	0%	UG Dig-Up	0%
Ice	100%	Unknown	95%
Lightning	95%	Vandalism	0%
Line Failure	90%	Vehicle	95%
Object Contact With Line	100%	Wind	100%
Other Electric Utility	0%		

Planned investment by calendar year in this Selective Undergrounding Grid Modernization component project is shown in terms of millions of dollars in the table below:

Project Component	2024	2025	2026	2027	2028	2029	Total
Selective Undergrounding	\$ 0.87	\$ 0.87	\$ 0.87	\$ 0.87	\$ 0.87	\$ 0.87	\$ 5.20

**Project 2: System Resiliency**

The System Resiliency (“SR”) project is designed to create a more resilient distribution system and reduce the length of customer outages. This SR project will increase operational flexibility for JCP&L by increasing communications (*i.e.*, SCADA) with line devices/equipment on the distribution system, increasing capacity for circuit ties and redundancy, and further building-out elements of the Distribution Circuit of the Future vision. This project also enables distribution automation capabilities and advances standardization of distribution system voltages across the JCP&L distribution system on an accelerated basis. The four proposed components in the SR project will upgrade portions of the distribution system to provide benefits to customers in both non-storm and storm conditions.

Specifically, the component projects of Voltage Standardization, New Distribution Sources, and Circuit Ties with SCADA (Loop Schemes) all have identified certain line segments, much like the Circuit of the Future component project, for capacity upgrades. Identified locations within this scope of work will benefit from additional circuit tie opportunities. Most notably, the Voltage Standardization component proposes to overcome the historical differences in operating voltages

## JCP&L's EnergizeNJ Engineering Evaluation and Report

---

resulting from the acquisition and combination of several electric systems that now form JCP&L, as previously described in Section V of this report. Voltage standardization is critical in the Circuit of the Future vision to enable compatibility and flexibility across the JCP&L system. Within the New Distribution Sources component project, existing circuits will be split by either adding an additional, new exit for a single circuit or a new distribution transformer and a new circuit exit at an existing substation.

As an ancillary benefit, the locations selected for work under the SR Project will add capacity for DER interconnection in areas where solar accommodation opportunities may be limited, and to support electrification. An example of this is illustrated in Figure 19 below.

*Figure 19: Illustration of Added Capacity via System Resiliency Projects*

The two component projects within this SR project that further advance distribution automation by providing additional monitoring and greater visibility are Circuit Ties with SCADA (Loop Schemes) and Distribution Automation Enablement. The Distribution Automation Enablement component project is designed to provide remote real-time monitoring and control of key system devices (*i.e.*, reclosers, substation breakers and transformers), which will allow the Company's operations personnel to respond more rapidly to outages, reduce the duration and number of customers affected by an outage, and enhance the safety of workers. The projects within this category align with the ADMS capability of the Company's recently installed and implemented Network Management System ("NMS") (which, among other enhancements, replaced the Company's legacy outage management system known as "PowerOn") and are designed to enable

JCP&L’s EnergizeNJ Engineering Evaluation and Report

---

greater automation of customer restoration without (or with reduced levels of) distribution system operator (“DSO”) or fieldworker intervention in the future. These devices will be enabled with intelligent control over the distribution system and will enable more rapid fault location, isolation, and service restoration (“FLISR”). In addition, cyber security is critical to the Company’s distribution system and protection against cyber security risks will be integrated into this component project and other projects (as well as others within this Program proposal).

These technologies will provide the Company with increased flexibility and the potential for more integrated operations as well as greater grid visibility in support of increased circuits ties, DER and electrification. The customer benefit in this SR project is aimed at reducing the duration of customer service interruptions.

Per the benefit analysis described in Section VI, this project has an overall Benefit to Cost Ratio of 1.2.

Customer Benefit Project	Nominal (\$ in millions)			NPV (\$ in millions)		
	Benefits	Costs	Benefit/Cost Ratio	Benefits	Costs	Benefit/Cost Ratio
System Resiliency	\$ 1,668	\$ 469	3.6	\$ 454	\$ 381	1.2

In the following sections, each SR component project will be discussed in more detail.

**SR Component: Distribution Voltage Standardization**

Over 70% of JCP&L’s distribution customers are served from 12.47kV circuits. The remaining distribution circuits have operating voltages of 4.16kV, 4.8kV or 19.9kV. This SR component project upgrades selected areas of the JCP&L distribution system currently operating at non-standard voltages such as 4.16kV wye or 4.8kV delta to operate at JCP&L’s standard voltage of 12.47kV. Upgrades also include larger conductors to increase tie capability and additional sectionalizing devices installed to reduce outage size in the event of a fault. Other benefits from this project component include reduction in required inventory from voltage standardization, reduced line losses from larger conductor and increased capability to support greater DER penetration and electrification under the State’s clean energy goals.

These 4kV distribution systems, constructed most often with lower ampacity copper conductor, were common at the time of the initial build-out of the distribution system until the early 1960s. The increased load associated with large scale development in the late 1950s, 1960s and early 1970s required higher operating voltages to meet the demand imposed upon such systems. As a result, a new standard operating voltage of 12.47kV was selected for all new distribution construction.

Although much of the distribution system operates at 12.47kV, areas of 4.16kV and 4.8kV delta remain. These 4kV distribution systems are not sufficient in the long-term to support DER expansion and electrification to achieve the State’s clean energy goals and, it is neither practical

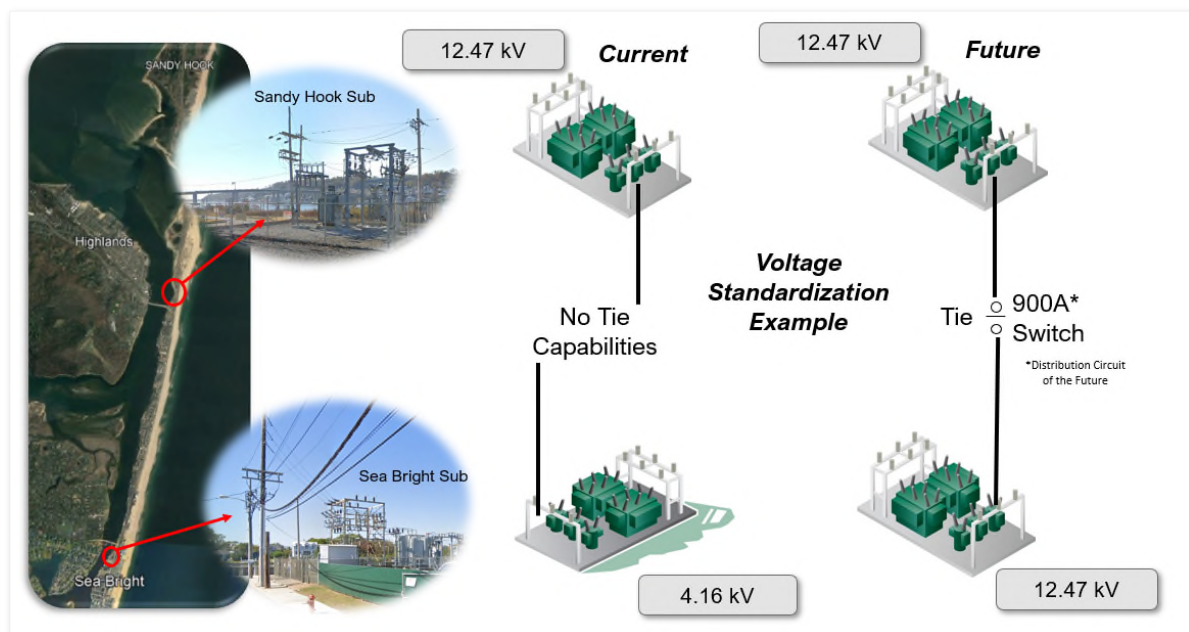
JCP&L's EnergizeNJ Engineering Evaluation and Report

nor prudent to make significant investment to increase capacity in these 4kV distribution systems without first converting them to the standard operating voltage. Simply put, without standardization of system voltages, there will always be a gap in system capacity, resiliency, and operational flexibility between the standard voltage circuits and the non-standard voltage circuits.

As part of the SR project in this Program, the Company will upgrade these 4kV, non-standard voltage circuits to allow for operation at 12.47kV. This will create new opportunities for circuit ties with adjacent circuits resulting in more rapid service restoration. Specifics within this work scope include the same distribution line construction standards that were identified in the Distribution Circuit of the Future component, which again is expected to yield a reduction in sustained customer interruptions. Additionally, this SR project component will include the upgrade of substation equipment such as power transformers and circuit breakers, based on a holistic review of the existing circuit, including both substation and line equipment, to ensure capability to transfer load during abnormal conditions.

The candidates for this component project are 4kV distribution voltage circuits and substations, that, when upgraded to 12.47kV, would present tie opportunities to adjacent circuits and substation sources. Within this component there are eighteen projects incorporating this 4kV distribution voltage standardization and copper conductor replacement that are surrounded by 12.47kV distribution voltage circuits. Figure 20 below serves as a visual example of one location selected for the Voltage Standardization component project work. By converting the Sea Bright 4kV, there will be more tie opportunities on the Barrier Island with neighboring 12kV circuits for customer restoration during sustained outages.

Figure 20: Voltage Standardization at Sea Bright Substation



JCP&L’s EnergizeNJ Engineering Evaluation and Report

---

This SR component project yields tie opportunities that should prevent a sustained outage caused by a loss of supply or substation related incidents about 75% of the time. When a substation interrupting device operates, due to the added circuit tie, up to 50% of customers affected should be restored and further isolated from the outage. The Company estimates a benefit from upgrades to current distribution standards to offer an 80% reduction of specific outage causes. Note that the estimates of reliability improvements were prorated according to the percentage of the circuits where work is performed.

This SR component project is another step in the progression toward the Distribution Circuit of the Future vision across JCP&L because a standard operating voltage improves system resiliency; that is, the ability to recover and restore customers, in the event of an outage.

Planned investment by calendar year for this Distribution Voltage Standardization System Resiliency component project is shown in terms of millions of dollars in the table below:

Project Component	2024	2025	2026	2027	2028	2029	Total
Distribution Voltage Standardization	\$33.55	\$67.53	\$67.53	\$ 67.53	\$33.98	\$33.98	\$304.09

**SR Component: New Distribution Sources**

This SR component project provides for installation and/or construction of new distribution substation equipment or sources to add capacity to support load growth, greater DER integration and electrification and to reduce circuit length in specific areas of the JCP&L system. This component project also addresses areas where back-up capacity presently is not available and remote circuits with capacity constraints. Component projects include the creation of new circuits or additional modular substation sources, including new distribution transformers. Customers served from longer circuits have greater exposure to outages. Reducing the length of the circuits, adding new sources and adding circuit ties would lessen this exposure. This SR component project: (i) addresses high impact areas of the JCP&L distribution system where there is limited opportunity or alternative to serve the load in the event of a single failure, and (ii) serves to reduce the risk of longer duration outages.

New sources will address areas where portions of the system are constrained by limited opportunities for circuit ties and load transfers. Adding new sources, creating new circuits and transferring customers from existing sources/circuits to these new sources/circuits will reduce outage exposure and improve reliability for these customers. Based on the location selection criteria outlined below, each selected component project location will include the work scope for the addition of a new circuit and additional work scopes may include the addition of a modular substation (including distribution transformer installation) and the addition of circuit ties to further reduce the duration of potential outages. Each selected location also includes evaluation of the overhead circuit based on the same criteria as the Distribution Circuit of the Future Grid Modernization component project; thereby including conductor upgrades that will support tie capability between distribution circuits, greater DER integration and electrification.

JCP&L’s EnergizeNJ Engineering Evaluation and Report

Figure 21: Typical Modular Substation



Specific locations were determined through planning and analysis, the use of historical reliability metrics and considering the availability of a spare circuit exit within an existing substation and/or availability of space for expansion within an existing substation perimeter. Five distinct locations have been identified for these SR component projects, which incorporate 141 line-miles of construction upgrades.

For this SR component project, estimates were made of the customer outage reductions resulting from the introduction of new sources, reduced circuit length and circuit ties, as applicable. As this component project aligns with, and incorporates, elements of the Distribution Circuit of the Future, the benefits identified under the Circuit of the Future component are also applicable here; specifically, a 45% improvement is estimated in certain outage causes, including but not limited to, line and equipment failures, lightning and wind. This reduction in overall outage numbers is derived from engineering estimates based on results of similar programs across EDCs within FirstEnergy’s footprint. This assumption has been applied to estimate reliability benefits for the specific line segments where work is planned and as indicated earlier, has been prorated based on the percentage of feeders where work will occur. Further, for locations where new circuit ties are added, it is estimated that a portion of customers interrupted will be able to be restored more quickly at most times (*i.e.*, 75% of the time) because of the availability of a new circuit tie to the new circuit.

Distribution Planned investment by calendar year for the New Distribution Sources SR component project is shown in terms of millions of dollars in the table below:

Project Component	2024	2025	2026	2027	2028	2029	Total
New Distribution Sources	\$ 6.96	\$ 13.91	\$ 13.91	\$ 13.91	\$ 13.91	\$ 6.96	\$ 69.57



**SR Component: Automatic Circuit Ties with SCADA (Loop Schemes)**

This SR component project focuses on upgrading identified line protective devices to improve visibility, control and, in some cases, add reclosing capability for SCADA enabled distribution reclosers. This component project builds on the predecessor Reliability Plus to expand distribution system resiliency and will continue to position the JCP&L distribution system for additional future grid modernization and automation consistent with the Distribution Circuit of the Future roadmap. With this SR component project, the Company will continue to construct recloser circuit ties with SCADA control for real-time system monitoring and remote-control switching capability to adjacent circuits with different substation sources.

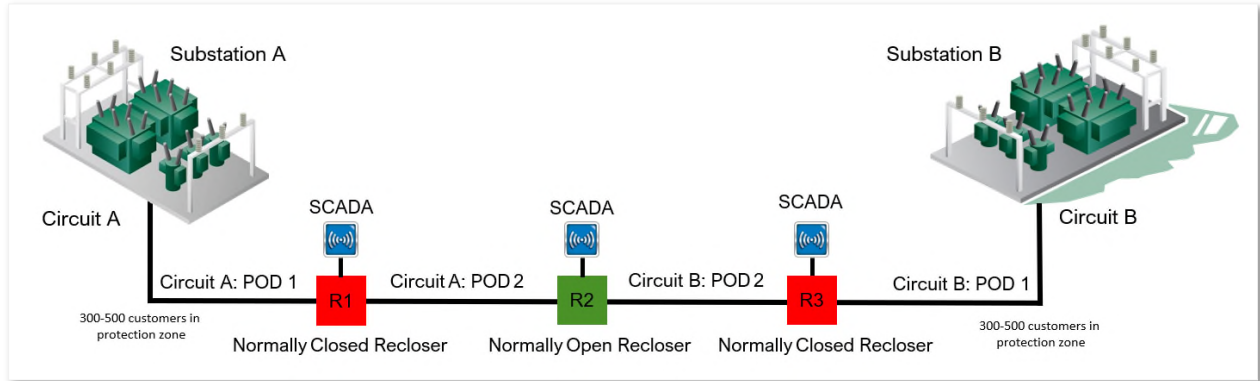
As stated in Section V, Reliability Overview, the JCP&L footprint has installed 114 distribution 'loop' tie schemes, which represents approximately 10% of the Company's distribution circuits. Since the filing of the 2022 ASPR, two of those schemes have been disabled due to permanent load transfers, and fifteen additional tie schemes have had SCADA control added, bringing the totals to 112 automatic distribution tie schemes in place with ninety-six also having SCADA control as of the date of this Report. In some instances where circuit ties are already available on the JCP&L distribution system, customers could further benefit from reduced outage and shorter duration outages by improving operator visibility and control of field devices. Additionally, limited circuit capacity due to smaller conductor, limits the amount of load that may be transferred using a circuit tie and limits opportunities to restore customers during an outage.

Under this SR project component, the proposed circuit ties will be created with the installation of a mid-point SCADA recloser on each circuit along with a normally open tie SCADA recloser.

The SCADA control that will be installed at the circuit recloser locations will have the ability to open and close reclosers to connect and disconnect certain portions of the distribution system as real-time operating conditions warrant. Additional work such as line upgrades will increase the load transfer capabilities of these circuits. To accommodate the associated increase in load, some portions of the impacted circuits will need to be upgraded to 800-amp conductor. This SR component project will continue to position the JCP&L distribution system for additional future grid modernization and automation consistent with the Distribution Circuit of the Future vision.

These new circuit ties, as depicted in Figure 22 below, will be designed to allow for the remote transfer of customers experiencing an outage to an adjacent circuit to quickly restore service.

Figure 22: Loop Scheme Recloser Diagram



Candidate circuits under this SR project component were selected from circuits based on the HPC criteria and those that have a tie point to an adjacent circuit. Additionally, engineers identified circuits where compatible reclosers were previously installed, which increases the cost-effectiveness on these circuits of upgrading from a stand-alone recloser installation to a full loop scheme. Fifty-nine automatic circuit ties with SCADA will be added with this SR component project proposal. Additionally, as part of the scope of this work, and in order to realize the full benefits as explored above, approximately ninety-two overhead line-miles have been identified for capacity upgrades. Twenty-seven of these installations are also proposed for the Distribution Automation (“DA”) Enablement project component, which will yield additional resiliency benefits.

This SR component project will provide service restoration benefits to customers experiencing distribution outages, as well as some substation and sub-transmission system caused outages.

With the addition of PODs on the identified circuits, the extent of the sustained customer impact is expected to be reduced by 50% with a concomitant reduction in outage duration. Customers will also experience benefits from the new construction of identified line sections by applying the core infrastructure foundations of the Distribution Circuit of the Future model to these and future upgrades to JCP&L’s distribution system. More specifically, a 45% improvement is estimated in certain outage causes, including but not limited to line and equipment failures, lightning and wind. This reduction in overall outage numbers is derived from engineering estimates based on results of similar programs across EDCs within FirstEnergy’s footprint. This assumption has been applied to estimate reliability benefits for the specific line segments where work is planned and has been prorated based on the percentage of feeders where work is occurring.

JCP&L’s EnergizeNJ Engineering Evaluation and Report

---

Planned investment by calendar year for this Automatic Circuit Ties with SCADA (Loop Schemes) SR component project is shown in terms of millions of dollars in the table below:

Project Component	2024	2025	2026	2027	2028	2029	Total
Automatic Circuit Ties (Loop Schemes)	\$ 5.42	\$ 10.85	\$ 10.85	\$ 16.27	\$ 10.85	\$ 9.76	\$ 63.99

**SR Component: Distribution Automation Enablement (“DA Enablement”)**

This SR component program proposes a data upgrade for the substation busses that are connected to any loop scheme locations as outlined in the Automatic Circuit Ties with SCADA (Loop Scheme) SR component project discussed above. These upgrades will be in the form of SCADA and telemetering enhancements that provide DCC operator visibility that was not previously available. Each circuit will have operational control as well as volt/var visibility. Additionally, substation load tap changer (“LTC”) and transformer readings and control will provide useful information such as voltage step, loading and temperature values. Finally, DA Enablement will allow the current distribution infrastructure to accept emerging technologies consistent with the Distribution Circuit of the Future roadmap.

To reach a state of real-time decision-making, JCP&L’s DCC operators require indicators and control for most of the distribution network. However, there are distribution system locations where such indicators and control are not available. Additionally, there is very little and limited information available in automated form regarding volt/var flow as well as substation equipment status such as voltage step and transformer loading.

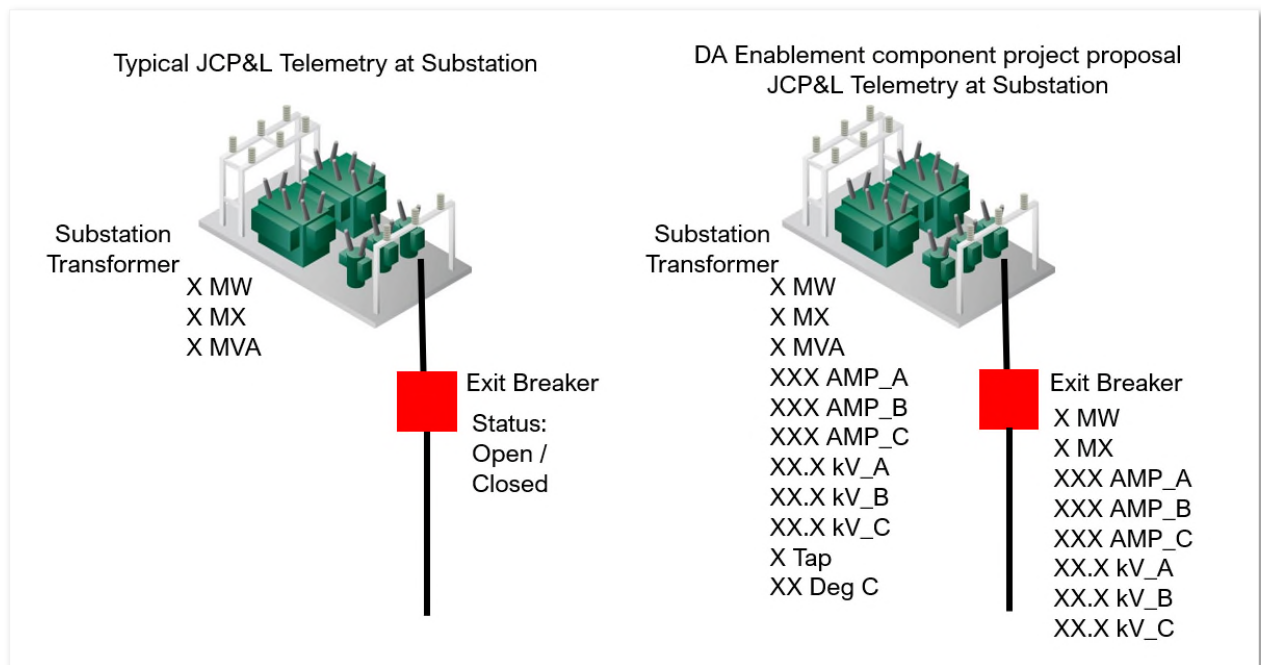
The Automatic Circuit Ties with SCADA (Loop Scheme) SR component projects discussed earlier provide an opportunity to access, assess and, where advantageous, address each circuit and substation equipment electrically associated with the loop scheme installation as a candidate for the proposed DA Enablement enhancement or upgrade, which would make available indicators and controls to DCC Operators on each feeder to provide breaker current per phase, voltage per phase, and Var flow. Also, with these DA enablement upgrade/enhancements, the substation transformer would provide data from the LTC on a real-time basis as well as enable remote control. This will allow the DCC operators visibility upon which to act appropriately to avoid possible voltage problems for customers. Each substation would also be a candidate for a new Remote Terminal Unit (“RTU”) as outlined in the RTU Replacement component of the Substation Modernization Project discussed below.

The visibility, control and system integration outlined in this solution will be accomplished by the installation of a Schweitzer Engineering Laboratories (“SEL”) device as required on associated line and substation devices. JCP&L will install the latest model of SEL protective relays which meet Company standards on communication and security for integration within the existing secure SCADA network and NMS. Replacing electromechanical with SEL relays within the substation (transformer and circuit communication) will result in advanced communication and visibility on this equipment to the DCC operator. The level of visibility provided with this technology at the transformer level includes real and reactive power, voltage, LTC position, megavolt amperes and

JCP&L's EnergizeNJ Engineering Evaluation and Report

amps per phase. Similarly, at the substation circuit device level, real and reactive power as well as amps per phase will be measured and communicated through the system. Figure 23 serves as a visual of the level of detailed telemetry available to the DCC Operator and the distribution planning engineers before (left) and after (right) the execution of this proposed work scope in concert with the execution of the RTU Replacement component projects.

Figure 23: Distribution Automation Enablement Overview



The selection criteria for this SR component project are the same as used for the Automatic Circuit Ties with SCADA (Loop Scheme) SR component project discussed above. This approach is to prepare these circuits to become fully automated. This work will immediately offer to significantly reduce the duration of customers outages. Again, this approach is also consistent with the underlying principles of the Distribution Circuit of the Future vision discussed earlier herein. Based on the selection criteria there will be twenty-nine substations where this component project will take place.

In JCP&L's reliability benefit analysis, distribution outages considered for offset opportunities were those that had a duration extending beyond 120 minutes. In these cases, it is estimated that there was an opportunity for the DCC operator to analyze the system with real time data and make better-informed switching and restoration decisions. For these cases, it is assumed that outages will be shortened by twenty minutes as a result of the DCC operator having full control of the switching devices, which is preferred to rerouting field resources.

JCP&L’s EnergizeNJ Engineering Evaluation and Report

---

The main qualitative benefit of this work arises from its contribution to the overall drive toward the pinnacle building block (Integrated Grid Operations) of the Distribution Circuit of the Future pyramid displayed earlier in this Report. While full integrated grid operations may not be an immediate result of this SR component project, as discussed, immediate benefits will be observed, and this SR component will continue to set the stage for future vision-consistent technology applications for the JCP&L distribution system.

Planned investment by calendar year for this DA Enablement SR component project is shown in terms of millions of dollars in the table below:

Project Component	2024	2025	2026	2027	2028	2029	Total
Distribution Automation Enablement	\$ 8.09	\$10.51	\$ 4.85	\$ 3.23	\$ 4.04	\$ 0.81	\$ 31.53

***Project 3: Substation Modernization (“SM”)***

The Substation Modernization project is comprised of five component projects, which will provide accelerated modernization to many of the Company’s electric distribution substations and substation equipment that takes advantage of other projects occurring within the ambit of this Program. The SM Project is also consistent with the principles of the Distribution Circuit of the Future vision. While the Distribution Circuit of the Future vision implies a heavy focus on the overhead distribution system, the substation sources and equipment serving these Circuits of the Future are also key enabling components for this vision to be realized as a whole. Overhead lines host most of the outage exposure on the distribution system, simply based on the total number of line miles across the Company’s footprint. However, it is critical to also focus on substation infrastructure as part of this reliability focused investment program, because a single substation outage generally poses a higher risk from a customer impact perspective.

Within the SM project, three component projects are focused on substation equipment from an infrastructure perspective and two, in particular, are focused on interrupting devices - - the Replacement of Coastal Substation Switchgear, and the Oil Circuit Breaker Replacement component projects. These SM component projects are focused on improving the safety and reliability of the primary interrupting and reclosing devices at the selected substations, such that all selected locations will align with the 800 – 1200A minimum capacity range modeled in the Distribution Circuit of the Future. The Mobile Substation SM component project also has an infrastructure focus, since the purchase of newer and more operationally flexible mobile substations will support, not only customer restoration, but also system upgrades within this Program and within the Company’s base capital investment plans.

The Distribution Circuit of the Future vision also requires reliable and secure communication systems. In order to have sufficient, state-of-the-art communications capability in place and compatible with advancing technologies, upgraded equipment is also required at the substation. This is the case especially for two key types of equipment: (i) protective relays with advanced

JCP&L’s EnergizeNJ Engineering Evaluation and Report

---

metering and monitoring capabilities, and (ii) RTUs, which are the primary communication devices at the substation.

Referring to Figure 9 (page 15 of this Report), component projects within the Substation Modernization project, which enable the second through fourth building blocks of the Distribution Circuit of the Future (*i.e.*, Security/Communication; Automation, Control and Monitoring; Analytics/Modeling), also include the RTU Replacement and the Modernize Protective Equipment project components. Advanced monitoring of substation equipment will provide support for better planning and modeling data for use by the Company’s engineering team to enable more informed analysis and evaluation of available capacity for DER interconnections.

The SM component projects outlined here focus on: i) advancing the technology and equipment within JCP&L’s distribution substations with the benefit of providing greater visibility and control for the Distribution System Operator; ii) upgrading equipment to better withstand coastal environmental factors; and iii) accelerating installation of protective equipment required for the continued increase in DER penetration and electrification within the JCP&L territory.

Per the benefit analysis described in Section VI, this project has an overall Benefit to Cost Ratio of 1.1.

Customer Benefit Project	Nominal (\$ in millions)			NPV (\$ in millions)		
	Benefits	Costs	Benefit/Cost Ratio	Benefits	Costs	Benefit/Cost Ratio
Substation Modernization	\$ 298	\$ 100	3.0	\$ 91	\$ 80	1.1

In the following sections, each SM component project will be discussed in more detail.

**SM Component: Replace Coastal Substation Switchgear**

JCP&L has a large population of Distribution Metal Clad Switchgear (“switchgear”) located throughout the service territory. The simple and concise form factor to which this switchgear is designed proved useful to construct substation infrastructure within limited spaces or real estate. These enclosures house an insulated bus in the bus duct and switchgear breaker cubicles usually consisting of several rackable air or vacuum circuit breakers (“ACBs” or “VCBs”). The enclosures also serve as protection against the elements as well as to improve aesthetics. This SM component project proposes to prioritize the upgrade of eight distribution switchgear units for twenty distribution circuits, mostly found in coastal areas and upgrade them with new switchgear units, including the underground cable from the point of origin within the substation circuit cubicles to the point of connection with the overhead distribution system. Switchgear locations were selected based on historical corrective maintenance records where the orders specifically recorded moisture damage or water intrusion.

These switchgear units have been maintained over time to prevent damage from environmental factors as well as normal wear and tear; however, recently there has been an uptick in the required

## JCP&L's EnergizeNJ Engineering Evaluation and Report

---

corrective maintenance due to enclosure degradation. Despite efforts to maintain and extend the useful life of this equipment, the proximity to the coastal environment of moist, salt air accelerates the degradation of the switchgear and associated metallic structures. The bus duct assemblies that connect the low voltage side of distribution transformers to the switchgear are also deteriorating at an accelerated rate. The intrusion of water into the bus duct and cubicles can lead to flashovers within the enclosure. These faults can cause permanent damage or may even destroy breakers, current transformers (“CTs”), control devices, and conductors. Further, any fault that occurs within the bus duct or switchgear exposes the transformer to a high fault current that can shorten transformer life or even lead to subsequent transformer failure.

Over the past few years, these switchgear units have failed at a higher rate and the Company's review of historical corrective maintenance data has resulted in engineering estimates that predict one piece of switchgear equipment will fail approximately every five years. Figure 24 depicts a piece of switchgear equipment identified for replacement through this SM component project.

*Figure 24: Ocean Beach Substation Switchgear*



Upgrading the switchgear units as proposed in this SM component project will reduce outages for over 23,000 customers and will prevent possible prolonged outages due to switchgear failure. The time required to restore service to customers from switchgear failure or flashover is anticipated to be greater than three hours and may require the use of a mobile substation to restore all customers. An additional safety benefit of this SM component project is the inclusion of state-of-the-art safety mechanisms incorporated in the upgraded switchgear, which are designed to prevent arcing and increase employee safety when racking these devices into or out of position. An example of the results of such an arcing event is shown in Figure 25 below. This safety benefit serves as another engineering control to reduce employee exposure to potential hazards while completing their work.

JCP&L’s EnergizeNJ Engineering Evaluation and Report

---

Figure 25: Monmouth Substation arcing event



The benefit analysis for this SM component project is demonstrated in outage avoidance under both non-storm and storm operations. As such, historical data used in this analysis included a review of all outage data, specifically including the two recent severe weather events, Riley and Quinn and Tropical Storm Isaias. Unlike with other SM component projects, these severe events were included in the reliability benefit analysis because one of the main drivers for failure is water intrusion; the amount of rainfall is a major factor in these events.

These switchgear upgrade SM component projects will follow the Distribution Circuit of the Future model regarding minimum capacity of 800 – 1200A for substation interrupting devices. The work will also incorporate DA Enablement criteria for protective relaying upgrades where required for greater visibility and control to a DCC Operator, which is also consistent with the Distribution Circuit of the Future vision.

Planned investment by calendar year for this Replace Coastal Substation Switchgear SM component project is shown in terms of millions of dollars in the table below:

Project Component	2024	2025	2026	2027	2028	2029	Total
Replacement of Coastal Switchgear	\$ -	\$ 2.37	\$ 4.75	\$ 4.75	\$ 4.75	\$ 2.37	\$ 19.00



**SM Component: Oil Circuit Breaker (OCB) Replacements**

The Company currently has over eighty distribution oil circuit breakers (“OCBs”) in service throughout the service territory. This SM component project targets forty-seven OCBs for upgrades, with prioritization given to OCBs on circuits with higher customer counts. Selected circuit breakers will be upgraded from oil-insulated to vacuum or magnetically actuating circuit breakers, or distribution style reclosers as substation protective devices. These breaker upgrades will include the upgrade of the associated disconnect switches or the installation of disconnect switches where none are currently installed.

JCP&L has utilized OCBs for over five decades, and while most in-service circuit breakers are not OCBs, the OCBs are less capable breakers than state-of-the-art breakers available today. Based on historical incidents and corrective maintenance history, engineering estimates predict that all in-service OCBs will fail within the next thirty years. Breaker failures result in extended customer outages of 140 minutes or more, and potentially impacting all customers served from the circuit associated with the failed breaker. Over the useful life of these OCBs, there has been an increase in distribution system load and, correspondingly, an increase in the amount of available fault current, which increases the potential for the breaker to fail when it operates. These OCBs are more difficult to maintain due to the limited supply of spare parts and could potentially pose significant environmental and safety risks associated in the event of a leak or failure of the breaker. OCBs by their nature tend to fail more catastrophically than is the case for other breaker types. Such catastrophic failures pose environmental risk and safety risk to employees working on or around the breaker.

This SM component project will result in a more reliable distribution breaker system as an upgrade to modern equipment will provide enhanced performance. Newer breaker technology eliminates the environmental impacts from leak and failures associated with OCBs and state-of-the-art equipment and technology upgrades made programmatically will avoid more expensive emergency service breaker repairs and replacements.

This SM component project provides benefits in the form of outage avoidance. These upgrades will avoid sustained outages of approximately 140 minutes to potentially 60,000 customers. All breaker upgrades will follow the DA enablement criteria affording less time to clear faults (*i.e.*, quicker restoration) as well as improved data and visibility to the DCC operators when an outage occurs, which is consistent with the Distribution Circuit of the Future vision.

Planned investment by calendar year for this OCB Replacements SM component project is shown in terms of millions of dollars in the table below:

Project Component	2024	2025	2026	2027	2028	2029	Total
Substation Equipment Replacement	\$ -	\$ 3.39	\$ 2.82	\$ 2.82	\$ 2.82	\$ 1.41	\$ 13.26

**SM Component: Modernize Protective Equipment**

This component project will modernize substation protective equipment ABB<sup>14</sup> Distribution Protection Unit (“DPU”) relays, and Electromechanical Underfrequency Load Shedding (“UFLS”) relays type MDF and SFF<sup>15</sup>. There are currently fifty-three ABB DPU relays in service, which are first-generation microprocessor-based relays and have limited event reporting and analytic capabilities. Further, operational issues have been reported throughout the utility industry respecting the DPU model relays. These issues have manifested during testing or have been observed during local display failures. For DPU relays, engineering estimates predict that one unit per year will likely fail, resulting in outages of 120 minutes or more to approximately 98,000 customers on circuits protected by DPU relays. These first-generation microprocessor-based relays have limited event reporting and analysis capabilities.

Similarly, engineering estimates predict that approximately all fifty-six UFLS relays will fail within the next thirty years. UFLS failures are likely to result in customer outages of 240 minutes or more to approximately 227,000 customers on circuits protected by UFLS relays. Electromechanical UFLS relays are no longer supported by the manufacturers, similar to the DPUs, have no event reporting and analytic capabilities. There are currently thirty-one MDF and twenty-five SFF under-frequency relays in service that are also candidates for upgrades.

Upgrading all the remaining ABB DPU/UFLS relays with state-of-the-art SEL relays will avoid potential outages related to DPU/UFLS relays, should they malfunction or fail. Both the DPU and UFLS relay upgrades will follow the DA Enablement criteria, which is consistent with the Distribution Circuit of the Future vision. Therefore, these upgrades will allow for more advanced telemetry communication with the NMS and will serve as a first step in enabling future integration with advanced grid operations. As with the DA Enablement component project, this improved functionality will provide to the DCC operator greater ability to perform fault analysis and greater visibility of distribution system conditions to limit and or reduce customer outages and outage duration.

Planned investment by calendar year for this Modernize Protective Equipment SM component project is shown in terms of millions of dollars in the table below:

Project Component	2024	2025	2026	2027	2028	2029	Total
Modernize Protective Equipment	\$ 3.30	\$ 4.85	\$ 2.33	\$ 4.65	\$ 4.65	\$ 1.36	\$ 21.14

<sup>14</sup> Referring to the ABB Ltd., which is a manufacturing company of electric transmission and distribution equipment, including protective relays.

<sup>15</sup> MDF and SFF are two types of frequency-based relays. These relays are intended to sense hazardous underfrequency (or overfrequency) conditions and initiate selective load shedding to preserve system stability.

**SM Component: Remote Terminal Unit (RTU) Replacements**

In this SM component project, JCP&L has identified key substations for RTU replacement. These older style communication terminals have too many limitations to allow for the increased amount of real-time data needed for proper decision making by a DCC operator consistent with the principles inherent in the Distribution Circuit of the Future vision.

With the improvements available from state-of-the-art distribution system technology, there is an opportunity to place much more real-time information at the fingertips of the DCC operators. Further, with the deployment of ADMS, the data requirements of these systems outstrip the capabilities of the existing field deployed RTUs. Reliance on wired communications (*i.e.*, telephone lines) and the use of arcane communication protocols (*i.e.*, RS-232) make it necessary to modernize communications with field devices to accommodate the data requirements for real-time distribution management systems, such as ADMS and other component projects such as those included in the DA Enablement component project.

Under this SM component project, seventy-six substations have been identified for enhanced reliability through real-time monitoring. This work will improve visibility of system conditions for DCC operators as described in the DA Enablement component project. Similar to the Grid Modernization and System Resiliency projects discussed above and their respective component projects, this SM component project can be considered as an upgrade and expansion of data communications capability from the substation to the NMS.

Upgrading the communications and communication interfaces will provide the bandwidth necessary to accommodate real-time data transfer of important telemetered data to JCP&L operating systems, including enabling and providing the necessary communications capability and capacity for future integration with the advanced applications of the ADMS. Upgrading to a cellular-based interface where possible means that the RTUs will no longer depend on a wired communication interface, which is typically less reliable than a cellular interface.

The FirstEnergy communications team was asked to provide a list of JCP&L substation locations, which would benefit from accelerated RTU upgrades. In addition, any locations that will be affected by, or involved with, the DA Enablement component project are eligible for inclusion within this work scope, and in fact, the upgrades of these RTUs are required to achieve the full benefits of DA Enablement. For an illustration of the improvements to available real-time operational data from this SM component project, it may be helpful to refer to Figure 23 on page 43 for the pre- and post- implementation data points available to the DCC operator.

This SM component project will yield a benefit of CMI reduction. Engineering estimates predict that extended outages may be reduced by sixty minutes due to increased visibility of system conditions for DCC operators, facilitating more rapid service restoration. With both the RTU Replacement SM component project and the DA Enablement SR component project in place, the duration of outages will be reduced for affected customers in locations on the JCP&L distribution system benefiting from these component projects using automated circuit ties.

JCP&L’s EnergizeNJ Engineering Evaluation and Report

---

Completion of this SM component project is also intertwined with the Automatic Loop Scheme SR component project and adds to the layered approach taken throughout this Program to ensure consistency with the Circuit of the Future vision. Taken as separate components, the Loop Scheme, DA Enablement and RTU Replacement component projects can each add value and have clear benefits to the customers, but when executed together as part of the Circuit of the Future vision and as part of this Program, these component projects have a synergistic impact that is critical to prepare JCP&L’s distribution system overall for the top tier Circuit of the Future building block (Integrated Grid Operations).

Planned investment by calendar year for this RTU Replacement SM component project is shown in terms of millions of dollars in the table below:

Project Component	2024	2025	2026	2027	2028	2029	Total
RTU Upgrades	\$ 4.60	\$ 9.21	\$ 6.90	\$ 6.90	\$ 3.68	\$ 3.68	\$ 34.99

**SM Component: Mobile Substations**

This SM component project supports the purchase of four new mobile substations. Within the Company’s fleet of mobile substations, existing units were manufactured between 1958 and 2020, with an average age of thirty-seven years. JCP&L is looking to begin to retire some of the older less reliable mobile units, not necessarily and exclusively due to their age, but primarily due to increasing maintenance challenges such as obsolete or difficult-to-replace parts. Mobile units by nature are more susceptible to wear and tear than typical substation equipment that isn’t transported. The replacement of these units will require a commissioning program of new mobiles prior to retiring the degraded units.

The new mobile substations will have a high-side operating voltage of 34.5kV and a low-side operating voltage of either 12.47kV or 4kV. Once purchased and delivered, these mobile substations will be immediately available for service and placed into the existing fleet of twelve mobile substations. The new mobile substations, along with other existing mobile substations, will be located in New Jersey and stored in secure facilities throughout the territory and will be used, among other things, to support the execution of other Program component projects. A reliable fleet of mobiles substations, with varying voltage configurations, is essential to support emergency restoration activities consistent with the Company’s emergency restoration plan, facilitate planned maintenance activities, attend to corrective maintenance, support service restoration from substation equipment failure and support planned capital improvement projects throughout the Company’s service territory.

With the theme of distribution system modernization within this Program, JCP&L’s mobile fleet should be expanded to support both planned and emergency scenarios. Accessible mobile substations are a key tenet to the emergency restoration plan in the event of a significant substation equipment failure; one such case is shown in the photograph below, Figure 26, where a mobile substation was installed after the failure of a substation transformer to restore service to customers. Additionally, as much of the Program is focused on substation and distribution system

## JCP&L's EnergizeNJ Engineering Evaluation and Report

---

improvements, to facilitate such work both within this Program and within the Company's base capital plan, mobile substations will be required in many cases to support completion of these EnergizeNJ projects, reduce outage exposure and to address loading constraints while work is ongoing.

*Figure 26: Recent Emergency Mobile Substation Installation*



A fleet of mobile substations also enables JCP&L to maximize the useful life of substation transformers and other major substation equipment. JCP&L's rigorous maintenance programs are designed to sustain these long-lived assets. To prevent extended outages at or near the end of life for this equipment JCP&L has documented mobile installation plans and pre-made cables ready to be used to connect the mobile substations to its existing substations. As such, when there is an equipment failure at a substation, a mobile substation can be deployed to restore service, usually within 24 hours.

JCP&L’s EnergizeNJ Engineering Evaluation and Report

---

Planned investment by calendar year for the Mobile Substations SM component project is shown in terms of millions of dollars in the table below:

Project Component	2024	2025	2026	2027	2028	2029	Total
Mobile Substations	\$ -	\$ -	\$ 2.90	\$ 2.90	\$ 2.90	\$ 2.90	\$ 11.60

**VIII. Conclusion**

The Company’s proactive (and vision-driven) strategy outlined within this Program proposal is required to close the anticipated comparative reliability performance gap expected due to the BPU’s regulation changes as previously outlined in this Report. In addition, the varying impacts storm events in New Jersey have on the Company’s recent reliability performance and in anticipation of near-term impacts from changes in reliability measurement, as well as increased electrification of the transportation sector, and increasing and more sophisticated demands from customers for reliable service, reinforces the Company’s view that an immediate large-scale accelerated investment program is needed to enhance the ability and the capability of the JCP&L distribution system to meet such challenges and demands through design and construction projects that not only address current near-term challenges but which also catapult the Company forward in actualizing its long-term, Distribution Circuit of the Future vision. The three main projects comprised of their fourteen component projects in EnergizeNJ are designed not only to reduce the number and duration of sustained outages, and the number of customers impacted by normal and severe storm events, but also to better position the JCP&L distribution system to jumpstart the giant leap into a long-term commitment and focus on modernizing its distribution system through a consistent, dynamic and innovative vision (*i.e.*, Distribution Circuit of the Future) that is conceived to address the long-term needs, which electric distribution systems are predicted to face.

In sum, EnergizeNJ proposes projects comprised of essential and integrated components intended to enhance the ability of the Company to deliver safe, adequate and proper service in the ordinary course, but also to enhance its ability to deal with outages and other contingencies more quickly and with better information, analysis and decision-making. Among other things, the integrated package of proposed projects will also facilitate the development and installation of future smart grid technologies. Indeed, in the process of delivering on its objectives, EnergizeNJ will also bring economic benefits to New Jersey, including job growth. Among these economic benefits are efficiency cost savings to JCP&L customers by more proactively and more efficiently (enabled by technology deployed in furtherance of the Distribution Circuit of the Future vision) performing the work necessary to address emergencies as well as storm and non-storm days through a portfolio of projects that have a positive benefit cost ratio that is estimated to generate over \$800 million in storm and reliability benefits to customers.

This plan will accelerate the improvement of JCP&L’s reliability performance to improve customer satisfaction, and better align with advancing distribution system technologies, and state-wide electrification goals, building our way toward the Distribution Circuit of the Future. These

## JCP&L's EnergizeNJ Engineering Evaluation and Report

---

projects are designed to work together to drive overall incremental performance improvement across the JCP&L distribution system.

Finally, EnergizeNJ continues to build on the progress made in the Reliability Plus program, by continuing to accelerate its investment in projects that upgrade, harden and increase the flexibility of its distribution system, which will enable JCP&L to provide customers and communities with enhanced service which is safer, more reliable, and resilient and which provides substantial and quantifiable benefits to customers in pursuit of a comprehensive Circuit of the Future vision that will provide a roadmap for ongoing regular and special investment.

## ATTACHMENT 1

### ***Northern Region Description***

The Northern Region, headquartered in Morristown, New Jersey, includes all or portions of the counties of Essex, Hunterdon, Mercer, Morris, Passaic, Somerset, Sussex, Union, and Warren. The Northern Region extends south from Montague and follows along the eastern bank of the Delaware River to Washington's Crossing, northeast to Somerset, east to Millburn, north to Ringwood, west to the Sussex County border, then north to Vernon and back to Montague. JCP&L customers located in the Northern Region are served by six operating districts. (*See* Figure 1). The districts are located in Boonton, Dover, Flemington, Newton, Summit, and Washington. The Northern Region features a wide variety of contrasts. There are some portions that are densely populated and others that are sparsely populated. The region serves as national or international headquarters for many large corporations. In addition, many corporations have located major research and development, manufacturing, operating, or data center facilities in this region. Other major customers within this territory include other utilities, universities, transportation entities, major medical centers, etc. During 2022, several major customers continued major expansion projects. Approximately 2,300 critical facilities are located in the Northern Region, including nearly thirty hospitals.

### ***Central Region Description***

The Central Region, currently headquartered in Holmdel, New Jersey, includes all or portions of the counties of Burlington, Mercer, Middlesex, Monmouth, and Ocean. The Central Region follows the Raritan River from Sayreville to the Atlantic coast and covers the coast south to Barnegat, inland and west to Wrightstown, north to Hightstown and northeast back to Sayreville. JCP&L customers located in the Central Region are served by eight operating districts. (*See* Figure 1). The districts are located in Union Beach, Cookstown, Freehold, Lakewood, Long Branch, Old Bridge, Point Pleasant, and Berkeley. The Central Region features a wide variety of demographic and geographic contrasts. The western portion of the territory has farmland communities, while the eastern portion is home to Jersey Shore communities, including two urban cities, Asbury Park and Long Branch. Major redevelopment projects continue in Asbury Park, Long Branch and the rebuilding of the homes and businesses on the barrier island, directly or indirectly as a result of the impacts of Super Storm Sandy. The Central Region serves as headquarters for several large corporations and major military complexes (Joint Base MDL, US Navy Earle). Other major customers include other utilities, transit authorities, colleges and universities, large medical centers, major residential retirement and assisted living communities, large shopping malls, two racetracks, amusement parks, and a minor league baseball stadium. During 2022, JCP&L continued to work with the Fort Monmouth Economic Redevelopment Authority to add a new substation and improve the distribution grid at a former military base. Several large projects, including residences and commercial space, have begun development on the base. Approximately 2,200 critical facilities are located in the Central Region, including nearly twenty hospitals.



FUSE REPLACEMENT WITH TRIPSAVER II 2024							
Location Count	LOCATION (Site No.)	TOWNSHIP (COUNTY)	DESCRIPTION	OBJECTIVE	COST ESTIMATE	PROJECTED IN-SERVICE DATE	
1	TRIPSAVER ON POLE 189026A75453	WASHINGTON TOWNSHIP (MORRIS)	REPLACE LATERAL FUSES WITH S&C TRIPSAVER II RECLOSER.	REDUCE SUSTAINED OUTAGES ON LATERALS DUE TO TEMPORARY FAULTS.	\$ 17,000	SECOND HALF OF 2024	
2	TRIPSAVER ON POLE 191818A81647	PAHAQUARRY TOWNSHIP (WARREN)	REPLACE LATERAL FUSES WITH S&C TRIPSAVER II RECLOSER.	REDUCE SUSTAINED OUTAGES ON LATERALS DUE TO TEMPORARY FAULTS.	\$ 8,500	SECOND HALF OF 2024	
3	TRIPSAVER ON POLE 208538A57673	SAYREVILLE BOROUGH (MIDDLESEX)	REPLACE LATERAL FUSES WITH S&C TRIPSAVER II RECLOSER.	REDUCE SUSTAINED OUTAGES ON LATERALS DUE TO TEMPORARY FAULTS.	\$ 8,500	SECOND HALF OF 2024	
4	TRIPSAVER ON POLE 216626A53998	SHREWSBURY TOWNSHIP (MONMOUTH)	REPLACE LATERAL FUSES WITH S&C TRIPSAVER II RECLOSER.	REDUCE SUSTAINED OUTAGES ON LATERALS DUE TO TEMPORARY FAULTS.	\$ 25,500	SECOND HALF OF 2024	
5	TRIPSAVER ON POLE 216945A42520	TOMS RIVER TOWNSHIP (OCEAN)	REPLACE LATERAL FUSES WITH S&C TRIPSAVER II RECLOSER.	REDUCE SUSTAINED OUTAGES ON LATERALS DUE TO TEMPORARY FAULTS.	\$ 8,500	SECOND HALF OF 2024	
6	TRIPSAVER ON POLE 217859-50748	OCEAN TOWNSHIP (MONMOUTH)	REPLACE LATERAL FUSES WITH S&C TRIPSAVER II RECLOSER.	REDUCE SUSTAINED OUTAGES ON LATERALS DUE TO TEMPORARY FAULTS.	\$ 25,500	SECOND HALF OF 2024	
7	TRIPSAVER ON POLE BT1002PPB	POINT PLEASANT BOROUGH (OCEAN)	REPLACE LATERAL FUSES WITH S&C TRIPSAVER II RECLOSER.	REDUCE SUSTAINED OUTAGES ON LATERALS DUE TO TEMPORARY FAULTS.	\$ 25,500	SECOND HALF OF 2024	
8	TRIPSAVER ON POLE BT10056HD	HARDING TOWNSHIP (MORRIS)	REPLACE LATERAL FUSES WITH S&C TRIPSAVER II RECLOSER.	REDUCE SUSTAINED OUTAGES ON LATERALS DUE TO TEMPORARY FAULTS.	\$ 8,500	SECOND HALF OF 2024	
9	TRIPSAVER ON POLE BT1010BBT102	BRANCHBURG TOWNSHIP (SOMERSET)	REPLACE LATERAL FUSES WITH S&C TRIPSAVER II RECLOSER.	REDUCE SUSTAINED OUTAGES ON LATERALS DUE TO TEMPORARY FAULTS.	\$ 17,000	SECOND HALF OF 2024	
10	TRIPSAVER ON POLE BT10179M	MORRISTOWN TOWN (MORRIS)	REPLACE LATERAL FUSES WITH S&C TRIPSAVER II RECLOSER.	REDUCE SUSTAINED OUTAGES ON LATERALS DUE TO TEMPORARY FAULTS.	\$ 8,500	SECOND HALF OF 2024	
11	TRIPSAVER ON POLE BT1028MM	MENDHAM BOROUGH (MORRIS)	REPLACE LATERAL FUSES WITH S&C TRIPSAVER II RECLOSER.	REDUCE SUSTAINED OUTAGES ON LATERALS DUE TO TEMPORARY FAULTS.	\$ 25,500	SECOND HALF OF 2024	
12	TRIPSAVER ON POLE BT10294M	MORRISTOWN TOWN (MORRIS)	REPLACE LATERAL FUSES WITH S&C TRIPSAVER II RECLOSER.	REDUCE SUSTAINED OUTAGES ON LATERALS DUE TO TEMPORARY FAULTS.	\$ 8,500	SECOND HALF OF 2024	
13	TRIPSAVER ON POLE BT1029ABT	ABERDEEN TOWNSHIP (MONMOUTH)	REPLACE LATERAL FUSES WITH S&C TRIPSAVER II RECLOSER.	REDUCE SUSTAINED OUTAGES ON LATERALS DUE TO TEMPORARY FAULTS.	\$ 8,500	SECOND HALF OF 2024	
14	TRIPSAVER ON POLE BT1033B	BERKELEY TOWNSHIP (OCEAN)	REPLACE LATERAL FUSES WITH S&C TRIPSAVER II RECLOSER.	REDUCE SUSTAINED OUTAGES ON LATERALS DUE TO TEMPORARY FAULTS.	\$ 8,500	SECOND HALF OF 2024	
15	TRIPSAVER ON POLE BT1042PTH	PARSIPPANY-TROY TOWNSHIP (MORRIS)	REPLACE LATERAL FUSES WITH S&C TRIPSAVER II RECLOSER.	REDUCE SUSTAINED OUTAGES ON LATERALS DUE TO TEMPORARY FAULTS.	\$ 17,000	SECOND HALF OF 2024	
16	TRIPSAVER ON POLE BT1049LVT	LIVINGSTON TOWNSHIP (ESSEX)	REPLACE LATERAL FUSES WITH S&C TRIPSAVER II RECLOSER.	REDUCE SUSTAINED OUTAGES ON LATERALS DUE TO TEMPORARY FAULTS.	\$ 8,500	SECOND HALF OF 2024	
17	TRIPSAVER ON POLE BT1052BY	BYRAM TOWNSHIP (SUSSEX)	REPLACE LATERAL FUSES WITH S&C TRIPSAVER II RECLOSER.	REDUCE SUSTAINED OUTAGES ON LATERALS DUE TO TEMPORARY FAULTS.	\$ 25,500	SECOND HALF OF 2024	
18	TRIPSAVER ON POLE BT1068BB	BERNARDSVILLE BOROUGH (SOMERSET)	REPLACE LATERAL FUSES WITH S&C TRIPSAVER II RECLOSER.	REDUCE SUSTAINED OUTAGES ON LATERALS DUE TO TEMPORARY FAULTS.	\$ 17,000	SECOND HALF OF 2024	
19	TRIPSAVER ON POLE BT1082BT	BOONTON TOWNSHIP (MORRIS)	REPLACE LATERAL FUSES WITH S&C TRIPSAVER II RECLOSER.	REDUCE SUSTAINED OUTAGES ON LATERALS DUE TO TEMPORARY FAULTS.	\$ 25,500	SECOND HALF OF 2024	
20	TRIPSAVER ON POLE BT1113HZ	HAZLET TOWNSHIP (MONMOUTH)	REPLACE LATERAL FUSES WITH S&C TRIPSAVER II RECLOSER.	REDUCE SUSTAINED OUTAGES ON LATERALS DUE TO TEMPORARY FAULTS.	\$ 17,000	SECOND HALF OF 2024	
21	TRIPSAVER ON POLE BT111AB	BERKELEY TOWNSHIP (OCEAN)	REPLACE LATERAL FUSES WITH S&C TRIPSAVER II RECLOSER.	REDUCE SUSTAINED OUTAGES ON LATERALS DUE TO TEMPORARY FAULTS.	\$ 17,000	SECOND HALF OF 2024	
22	TRIPSAVER ON POLE BT1123HZ	HAZLET TOWNSHIP (MONMOUTH)	REPLACE LATERAL FUSES WITH S&C TRIPSAVER II RECLOSER.	REDUCE SUSTAINED OUTAGES ON LATERALS DUE TO TEMPORARY FAULTS.	\$ 17,000	SECOND HALF OF 2024	
23	TRIPSAVER ON POLE BT1129PTH	PARSIPPANY-TROY TOWNSHIP (MORRIS)	REPLACE LATERAL FUSES WITH S&C TRIPSAVER II RECLOSER.	REDUCE SUSTAINED OUTAGES ON LATERALS DUE TO TEMPORARY FAULTS.	\$ 8,500	SECOND HALF OF 2024	
24	TRIPSAVER ON POLE BT1138B	BERKELEY TOWNSHIP (OCEAN)	REPLACE LATERAL FUSES WITH S&C TRIPSAVER II RECLOSER.	REDUCE SUSTAINED OUTAGES ON LATERALS DUE TO TEMPORARY FAULTS.	\$ 17,000	SECOND HALF OF 2024	
25	TRIPSAVER ON POLE BT113BBT	BRANCHBURG TOWNSHIP (SOMERSET)	REPLACE LATERAL FUSES WITH S&C TRIPSAVER II RECLOSER.	REDUCE SUSTAINED OUTAGES ON LATERALS DUE TO TEMPORARY FAULTS.	\$ 17,000	SECOND HALF OF 2024	
26	TRIPSAVER ON POLE BT1142BK	BRICK TOWNSHIP (OCEAN)	REPLACE LATERAL FUSES WITH S&C TRIPSAVER II RECLOSER.	REDUCE SUSTAINED OUTAGES ON LATERALS DUE TO TEMPORARY FAULTS.	\$ 25,500	SECOND HALF OF 2024	

Location Count	LOCATION (Site No.)	TOWNSHIP (COUNTY)	DESCRIPTION	OBJECTIVE	COST ESTIMATE	PROJECTED IN-SERVICE DATE
27	TRIPSAVER ON POLE BT1149WN	WARREN TOWNSHIP (SOMERSET)	REPLACE LATERAL FUSES WITH S&C TRIPSAVER II RECLOSER.	REDUCE SUSTAINED OUTAGES ON LATERALS DUE TO TEMPORARY FAULTS.	\$ 8,500	SECOND HALF OF 2024
28	TRIPSAVER ON POLE BT1164EBW	EAST BRUNSWICK TOWNSHIP (MIDDLESEX)	REPLACE LATERAL FUSES WITH S&C TRIPSAVER II RECLOSER.	REDUCE SUSTAINED OUTAGES ON LATERALS DUE TO TEMPORARY FAULTS.	\$ 25,500	SECOND HALF OF 2024
29	TRIPSAVER ON POLE BT1165EBW	EAST BRUNSWICK TOWNSHIP (MIDDLESEX)	REPLACE LATERAL FUSES WITH S&C TRIPSAVER II RECLOSER.	REDUCE SUSTAINED OUTAGES ON LATERALS DUE TO TEMPORARY FAULTS.	\$ 17,000	SECOND HALF OF 2024
30	TRIPSAVER ON POLE BT118AB	BERKELEY TOWNSHIP (OCEAN)	REPLACE LATERAL FUSES WITH S&C TRIPSAVER II RECLOSER.	REDUCE SUSTAINED OUTAGES ON LATERALS DUE TO TEMPORARY FAULTS.	\$ 17,000	SECOND HALF OF 2024
31	TRIPSAVER ON POLE BT1202BHT	BERKELEY HEIGHT TOWNSHIP (UNION)	REPLACE LATERAL FUSES WITH S&C TRIPSAVER II RECLOSER.	REDUCE SUSTAINED OUTAGES ON LATERALS DUE TO TEMPORARY FAULTS.	\$ 8,500	SECOND HALF OF 2024
32	TRIPSAVER ON POLE BT1219B	BERKELEY TOWNSHIP (OCEAN)	REPLACE LATERAL FUSES WITH S&C TRIPSAVER II RECLOSER.	REDUCE SUSTAINED OUTAGES ON LATERALS DUE TO TEMPORARY FAULTS.	\$ 17,000	SECOND HALF OF 2024
33	TRIPSAVER ON POLE BT1233HMLTC	HOLMDEL TOWNSHIP (MONMOUTH)	REPLACE LATERAL FUSES WITH S&C TRIPSAVER II RECLOSER.	REDUCE SUSTAINED OUTAGES ON LATERALS DUE TO TEMPORARY FAULTS.	\$ 8,500	SECOND HALF OF 2024
34	TRIPSAVER ON POLE BT1241NPT	NEPTUNE TOWNSHIP (MONMOUTH)	REPLACE LATERAL FUSES WITH S&C TRIPSAVER II RECLOSER.	REDUCE SUSTAINED OUTAGES ON LATERALS DUE TO TEMPORARY FAULTS.	\$ 25,500	SECOND HALF OF 2024
35	TRIPSAVER ON POLE BT1240GA0014B	OCEAN GATE BOROUGH (OCEAN)	REPLACE LATERAL FUSES WITH S&C TRIPSAVER II RECLOSER.	REDUCE SUSTAINED OUTAGES ON LATERALS DUE TO TEMPORARY FAULTS.	\$ 17,000	SECOND HALF OF 2024
36	TRIPSAVER ON POLE BT125B	BERKELEY TOWNSHIP (OCEAN)	REPLACE LATERAL FUSES WITH S&C TRIPSAVER II RECLOSER.	REDUCE SUSTAINED OUTAGES ON LATERALS DUE TO TEMPORARY FAULTS.	\$ 17,000	SECOND HALF OF 2024
37	TRIPSAVER ON POLE BT1262OBR	OLD BRIDGE TOWNSHIP (MIDDLESEX)	REPLACE LATERAL FUSES WITH S&C TRIPSAVER II RECLOSER.	REDUCE SUSTAINED OUTAGES ON LATERALS DUE TO TEMPORARY FAULTS.	\$ 8,500	SECOND HALF OF 2024
38	TRIPSAVER ON POLE BT1272BK	BRICK TOWNSHIP (OCEAN)	REPLACE LATERAL FUSES WITH S&C TRIPSAVER II RECLOSER.	REDUCE SUSTAINED OUTAGES ON LATERALS DUE TO TEMPORARY FAULTS.	\$ 17,000	SECOND HALF OF 2024
39	TRIPSAVER ON POLE BT1277MTEA	MONTVILLE TOWNSHIP (MORRIS)	REPLACE LATERAL FUSES WITH S&C TRIPSAVER II RECLOSER.	REDUCE SUSTAINED OUTAGES ON LATERALS DUE TO TEMPORARY FAULTS.	\$ 25,500	SECOND HALF OF 2024
40	TRIPSAVER ON POLE BT1287HZ	HAZLET TOWNSHIP (MONMOUTH)	REPLACE LATERAL FUSES WITH S&C TRIPSAVER II RECLOSER.	REDUCE SUSTAINED OUTAGES ON LATERALS DUE TO TEMPORARY FAULTS.	\$ 8,500	SECOND HALF OF 2024
41	TRIPSAVER ON POLE BT1289MTE	MONTVILLE TOWNSHIP (MORRIS)	REPLACE LATERAL FUSES WITH S&C TRIPSAVER II RECLOSER.	REDUCE SUSTAINED OUTAGES ON LATERALS DUE TO TEMPORARY FAULTS.	\$ 8,500	SECOND HALF OF 2024
42	TRIPSAVER ON POLE BT1297HO	HOPATCONG BOROUGH (SUSSEX)	REPLACE LATERAL FUSES WITH S&C TRIPSAVER II RECLOSER.	REDUCE SUSTAINED OUTAGES ON LATERALS DUE TO TEMPORARY FAULTS.	\$ 17,000	SECOND HALF OF 2024
43	TRIPSAVER ON POLE BT1306HZ	HAZLET TOWNSHIP (MONMOUTH)	REPLACE LATERAL FUSES WITH S&C TRIPSAVER II RECLOSER.	REDUCE SUSTAINED OUTAGES ON LATERALS DUE TO TEMPORARY FAULTS.	\$ 17,000	SECOND HALF OF 2024
44	TRIPSAVER ON POLE BT1307BHT	BERKELEY HEIGHT TOWNSHIP (UNION)	REPLACE LATERAL FUSES WITH S&C TRIPSAVER II RECLOSER.	REDUCE SUSTAINED OUTAGES ON LATERALS DUE TO TEMPORARY FAULTS.	\$ 8,500	SECOND HALF OF 2024
45	TRIPSAVER ON POLE BT1308HML	HOLMDEL TOWNSHIP (MONMOUTH)	REPLACE LATERAL FUSES WITH S&C TRIPSAVER II RECLOSER.	REDUCE SUSTAINED OUTAGES ON LATERALS DUE TO TEMPORARY FAULTS.	\$ 17,000	SECOND HALF OF 2024
46	TRIPSAVER ON POLE BT1310DVT	TOMS RIVER TOWNSHIP (OCEAN)	REPLACE LATERAL FUSES WITH S&C TRIPSAVER II RECLOSER.	REDUCE SUSTAINED OUTAGES ON LATERALS DUE TO TEMPORARY FAULTS.	\$ 17,000	SECOND HALF OF 2024
47	TRIPSAVER ON POLE BT1338LVT	LIVINGSTON TOWNSHIP (ESSEX)	REPLACE LATERAL FUSES WITH S&C TRIPSAVER II RECLOSER.	REDUCE SUSTAINED OUTAGES ON LATERALS DUE TO TEMPORARY FAULTS.	\$ 8,500	SECOND HALF OF 2024
48	TRIPSAVER ON POLE BT1391ETN	EATONTOWN BOROUGH (MONMOUTH)	REPLACE LATERAL FUSES WITH S&C TRIPSAVER II RECLOSER.	REDUCE SUSTAINED OUTAGES ON LATERALS DUE TO TEMPORARY FAULTS.	\$ 17,000	SECOND HALF OF 2024
49	TRIPSAVER ON POLE BT139EHT	EAST HANOVER TOWNSHIP (MORRIS)	REPLACE LATERAL FUSES WITH S&C TRIPSAVER II RECLOSER.	REDUCE SUSTAINED OUTAGES ON LATERALS DUE TO TEMPORARY FAULTS.	\$ 8,500	SECOND HALF OF 2024
50	TRIPSAVER ON POLE BT1454HO	HOPATCONG BOROUGH (SUSSEX)	REPLACE LATERAL FUSES WITH S&C TRIPSAVER II RECLOSER.	REDUCE SUSTAINED OUTAGES ON LATERALS DUE TO TEMPORARY FAULTS.	\$ 25,500	SECOND HALF OF 2024
51	TRIPSAVER ON POLE BT1455HO	HOPATCONG BOROUGH (SUSSEX)	REPLACE LATERAL FUSES WITH S&C TRIPSAVER II RECLOSER.	REDUCE SUSTAINED OUTAGES ON LATERALS DUE TO TEMPORARY FAULTS.	\$ 17,000	SECOND HALF OF 2024
52	TRIPSAVER ON POLE BT1464JK	JACKSON TOWNSHIP (OCEAN)	REPLACE LATERAL FUSES WITH S&C TRIPSAVER II RECLOSER.	REDUCE SUSTAINED OUTAGES ON LATERALS DUE TO TEMPORARY FAULTS.	\$ 17,000	SECOND HALF OF 2024
53	TRIPSAVER ON POLE BT1465HZ	HAZLET TOWNSHIP (MONMOUTH)	REPLACE LATERAL FUSES WITH S&C TRIPSAVER II RECLOSER.	REDUCE SUSTAINED OUTAGES ON LATERALS DUE TO TEMPORARY FAULTS.	\$ 8,500	SECOND HALF OF 2024

Location Count	LOCATION (Site No.)	TOWNSHIP (COUNTY)	DESCRIPTION	OBJECTIVE	COST ESTIMATE	PROJECTED IN-SERVICE DATE
54	TRIPSAVER ON POLE BT1505EBW	EAST BRUNSWICK TOWNSHIP (MIDDLESEX)	REPLACE LATERAL FUSES WITH S&C TRIPSAVER II RECLOSER.	REDUCE SUSTAINED OUTAGES ON LATERALS DUE TO TEMPORARY FAULTS.	\$ 8,500	SECOND HALF OF 2024
55	TRIPSAVER ON POLE BT1542WN	WARREN TOWNSHIP (SOMERSET)	REPLACE LATERAL FUSES WITH S&C TRIPSAVER II RECLOSER.	REDUCE SUSTAINED OUTAGES ON LATERALS DUE TO TEMPORARY FAULTS.	\$ 8,500	SECOND HALF OF 2024
56	TRIPSAVER ON POLE BT1549LAC	LACEY TOWNSHIP (OCEAN)	REPLACE LATERAL FUSES WITH S&C TRIPSAVER II RECLOSER.	REDUCE SUSTAINED OUTAGES ON LATERALS DUE TO TEMPORARY FAULTS.	\$ 17,000	SECOND HALF OF 2024
57	TRIPSAVER ON POLE BT1553HZ	HAZLET TOWNSHIP (MONMOUTH)	REPLACE LATERAL FUSES WITH S&C TRIPSAVER II RECLOSER.	REDUCE SUSTAINED OUTAGES ON LATERALS DUE TO TEMPORARY FAULTS.	\$ 8,500	SECOND HALF OF 2024
58	TRIPSAVER ON POLE BT1592MTE	MONTVILLE TOWNSHIP (MORRIS)	REPLACE LATERAL FUSES WITH S&C TRIPSAVER II RECLOSER.	REDUCE SUSTAINED OUTAGES ON LATERALS DUE TO TEMPORARY FAULTS.	\$ 8,500	SECOND HALF OF 2024
59	TRIPSAVER ON POLE BT1603WN	WARREN TOWNSHIP (SOMERSET)	REPLACE LATERAL FUSES WITH S&C TRIPSAVER II RECLOSER.	REDUCE SUSTAINED OUTAGES ON LATERALS DUE TO TEMPORARY FAULTS.	\$ 25,500	SECOND HALF OF 2024
60	TRIPSAVER ON POLE BT1607BB	BERNARDSVILLE BOROUGH (SOMERSET)	REPLACE LATERAL FUSES WITH S&C TRIPSAVER II RECLOSER.	REDUCE SUSTAINED OUTAGES ON LATERALS DUE TO TEMPORARY FAULTS.	\$ 17,000	SECOND HALF OF 2024
61	TRIPSAVER ON POLE BT1624HZ	HAZLET TOWNSHIP (MONMOUTH)	REPLACE LATERAL FUSES WITH S&C TRIPSAVER II RECLOSER.	REDUCE SUSTAINED OUTAGES ON LATERALS DUE TO TEMPORARY FAULTS.	\$ 8,500	SECOND HALF OF 2024
62	TRIPSAVER ON POLE BT1633BK	BRICK TOWNSHIP (OCEAN)	REPLACE LATERAL FUSES WITH S&C TRIPSAVER II RECLOSER.	REDUCE SUSTAINED OUTAGES ON LATERALS DUE TO TEMPORARY FAULTS.	\$ 25,500	SECOND HALF OF 2024
63	TRIPSAVER ON POLE BT1645J	JEFFERSON TOWNSHIP (MORRIS)	REPLACE LATERAL FUSES WITH S&C TRIPSAVER II RECLOSER.	REDUCE SUSTAINED OUTAGES ON LATERALS DUE TO TEMPORARY FAULTS.	\$ 17,000	SECOND HALF OF 2024
64	TRIPSAVER ON POLE BT1673OBR	OLD BRIDGE TOWNSHIP (MIDDLESEX)	REPLACE LATERAL FUSES WITH S&C TRIPSAVER II RECLOSER.	REDUCE SUSTAINED OUTAGES ON LATERALS DUE TO TEMPORARY FAULTS.	\$ 8,500	SECOND HALF OF 2024
65	TRIPSAVER ON POLE BT1714BK	BRICK TOWNSHIP (OCEAN)	REPLACE LATERAL FUSES WITH S&C TRIPSAVER II RECLOSER.	REDUCE SUSTAINED OUTAGES ON LATERALS DUE TO TEMPORARY FAULTS.	\$ 17,000	SECOND HALF OF 2024
66	TRIPSAVER ON POLE BT1722LD	LAKEWOOD TOWNSHIP (OCEAN)	REPLACE LATERAL FUSES WITH S&C TRIPSAVER II RECLOSER.	REDUCE SUSTAINED OUTAGES ON LATERALS DUE TO TEMPORARY FAULTS.	\$ 17,000	SECOND HALF OF 2024
67	TRIPSAVER ON POLE BT1734ETN	EATONTOWN BOROUGH (MONMOUTH)	REPLACE LATERAL FUSES WITH S&C TRIPSAVER II RECLOSER.	REDUCE SUSTAINED OUTAGES ON LATERALS DUE TO TEMPORARY FAULTS.	\$ 25,500	SECOND HALF OF 2024
68	TRIPSAVER ON POLE BT1766CN	COLTS NECK TOWNSHIP (MONMOUTH)	REPLACE LATERAL FUSES WITH S&C TRIPSAVER II RECLOSER.	REDUCE SUSTAINED OUTAGES ON LATERALS DUE TO TEMPORARY FAULTS.	\$ 25,500	SECOND HALF OF 2024
69	TRIPSAVER ON POLE BT1779MO	MOUNT OLIVE TOWNSHIP (MORRIS)	REPLACE LATERAL FUSES WITH S&C TRIPSAVER II RECLOSER.	REDUCE SUSTAINED OUTAGES ON LATERALS DUE TO TEMPORARY FAULTS.	\$ 25,500	SECOND HALF OF 2024
70	TRIPSAVER ON POLE BT1795NPT	NEPTUNE TOWNSHIP (MONMOUTH)	REPLACE LATERAL FUSES WITH S&C TRIPSAVER II RECLOSER.	REDUCE SUSTAINED OUTAGES ON LATERALS DUE TO TEMPORARY FAULTS.	\$ 25,500	SECOND HALF OF 2024
71	TRIPSAVER ON POLE BT1797B	BERKELEY TOWNSHIP (OCEAN)	REPLACE LATERAL FUSES WITH S&C TRIPSAVER II RECLOSER.	REDUCE SUSTAINED OUTAGES ON LATERALS DUE TO TEMPORARY FAULTS.	\$ 25,500	SECOND HALF OF 2024
72	TRIPSAVER ON POLE BT180GR	GREEN TOWNSHIP (SUSSEX)	REPLACE LATERAL FUSES WITH S&C TRIPSAVER II RECLOSER.	REDUCE SUSTAINED OUTAGES ON LATERALS DUE TO TEMPORARY FAULTS.	\$ 17,000	SECOND HALF OF 2024
73	TRIPSAVER ON POLE BT1827CN	COLTS NECK TOWNSHIP (MONMOUTH)	REPLACE LATERAL FUSES WITH S&C TRIPSAVER II RECLOSER.	REDUCE SUSTAINED OUTAGES ON LATERALS DUE TO TEMPORARY FAULTS.	\$ 17,000	SECOND HALF OF 2024
74	TRIPSAVER ON POLE BT1832MNT	MONROE TOWNSHIP (MIDDLESEX)	REPLACE LATERAL FUSES WITH S&C TRIPSAVER II RECLOSER.	REDUCE SUSTAINED OUTAGES ON LATERALS DUE TO TEMPORARY FAULTS.	\$ 8,500	SECOND HALF OF 2024
75	TRIPSAVER ON POLE BT1837LVT	LIVINGSTON TOWNSHIP (ESSEX)	REPLACE LATERAL FUSES WITH S&C TRIPSAVER II RECLOSER.	REDUCE SUSTAINED OUTAGES ON LATERALS DUE TO TEMPORARY FAULTS.	\$ 8,500	SECOND HALF OF 2024
76	TRIPSAVER ON POLE BT1850WY	WAYNE TOWNSHIP (PASSIAC)	REPLACE LATERAL FUSES WITH S&C TRIPSAVER II RECLOSER.	REDUCE SUSTAINED OUTAGES ON LATERALS DUE TO TEMPORARY FAULTS.	\$ 8,500	SECOND HALF OF 2024
77	TRIPSAVER ON POLE BT1865MX	MANSFIELD TOWNSHIP (WARREN)	REPLACE LATERAL FUSES WITH S&C TRIPSAVER II RECLOSER.	REDUCE SUSTAINED OUTAGES ON LATERALS DUE TO TEMPORARY FAULTS.	\$ 25,500	SECOND HALF OF 2024
78	TRIPSAVER ON POLE BT1866MO	MOUNT OLIVE TOWNSHIP (MORRIS)	REPLACE LATERAL FUSES WITH S&C TRIPSAVER II RECLOSER.	REDUCE SUSTAINED OUTAGES ON LATERALS DUE TO TEMPORARY FAULTS.	\$ 8,500	SECOND HALF OF 2024
79	TRIPSAVER ON POLE BT1868MAR	MARLBORO TOWNSHIP (MONMOUTH)	REPLACE LATERAL FUSES WITH S&C TRIPSAVER II RECLOSER.	REDUCE SUSTAINED OUTAGES ON LATERALS DUE TO TEMPORARY FAULTS.	\$ 8,500	SECOND HALF OF 2024
80	TRIPSAVER ON POLE BT1889B	BERKELEY TOWNSHIP (OCEAN)	REPLACE LATERAL FUSES WITH S&C TRIPSAVER II RECLOSER.	REDUCE SUSTAINED OUTAGES ON LATERALS DUE TO TEMPORARY FAULTS.	\$ 25,500	SECOND HALF OF 2024

Location Count	LOCATION (Site No.)	TOWNSHIP (COUNTY)	DESCRIPTION	OBJECTIVE	COST ESTIMATE	PROJECTED IN-SERVICE DATE
81	TRIPSAVER ON POLE BT1889HZ	HAZLET TOWNSHIP (MONMOUTH)	REPLACE LATERAL FUSES WITH S&C TRIPSAVER II RECLOSER.	REDUCE SUSTAINED OUTAGES ON LATERALS DUE TO TEMPORARY FAULTS.	\$ 25,500	SECOND HALF OF 2024
82	TRIPSAVER ON POLE BT188SLH	SPRING LAKE HGT BOROUGH (MONMOUTH)	REPLACE LATERAL FUSES WITH S&C TRIPSAVER II RECLOSER.	REDUCE SUSTAINED OUTAGES ON LATERALS DUE TO TEMPORARY FAULTS.	\$ 17,000	SECOND HALF OF 2024
83	TRIPSAVER ON POLE BT1893WD	WEST MILFORD TOWNSHIP (PASSIAC)	REPLACE LATERAL FUSES WITH S&C TRIPSAVER II RECLOSER.	REDUCE SUSTAINED OUTAGES ON LATERALS DUE TO TEMPORARY FAULTS.	\$ 25,500	SECOND HALF OF 2024
84	TRIPSAVER ON POLE BT1930FRT	FREEHOLD TOWNSHIP (MONMOUTH)	REPLACE LATERAL FUSES WITH S&C TRIPSAVER II RECLOSER.	REDUCE SUSTAINED OUTAGES ON LATERALS DUE TO TEMPORARY FAULTS.	\$ 8,500	SECOND HALF OF 2024
85	TRIPSAVER ON POLE BT1948BK	BRICK TOWNSHIP (OCEAN)	REPLACE LATERAL FUSES WITH S&C TRIPSAVER II RECLOSER.	REDUCE SUSTAINED OUTAGES ON LATERALS DUE TO TEMPORARY FAULTS.	\$ 25,500	SECOND HALF OF 2024
86	TRIPSAVER ON POLE BT1964HML	HOLMDEL TOWNSHIP (MONMOUTH)	REPLACE LATERAL FUSES WITH S&C TRIPSAVER II RECLOSER.	REDUCE SUSTAINED OUTAGES ON LATERALS DUE TO TEMPORARY FAULTS.	\$ 8,500	SECOND HALF OF 2024
87	TRIPSAVER ON POLE BT196DVT0012	TOMS RIVER TOWNSHIP (OCEAN)	REPLACE LATERAL FUSES WITH S&C TRIPSAVER II RECLOSER.	REDUCE SUSTAINED OUTAGES ON LATERALS DUE TO TEMPORARY FAULTS.	\$ 17,000	SECOND HALF OF 2024
88	TRIPSAVER ON POLE BT199SLH	SPRING LAKE HGT BOROUGH (MONMOUTH)	REPLACE LATERAL FUSES WITH S&C TRIPSAVER II RECLOSER.	REDUCE SUSTAINED OUTAGES ON LATERALS DUE TO TEMPORARY FAULTS.	\$ 8,500	SECOND HALF OF 2024
89	TRIPSAVER ON POLE BT19BGT0206	BARNEGAT TOWNSHIP (OCEAN)	REPLACE LATERAL FUSES WITH S&C TRIPSAVER II RECLOSER.	REDUCE SUSTAINED OUTAGES ON LATERALS DUE TO TEMPORARY FAULTS.	\$ 25,500	SECOND HALF OF 2024
90	TRIPSAVER ON POLE BT1CF0406	CHESTERFIELD TOWNSHIP (BURLINGTON)	REPLACE LATERAL FUSES WITH S&C TRIPSAVER II RECLOSER.	REDUCE SUSTAINED OUTAGES ON LATERALS DUE TO TEMPORARY FAULTS.	\$ 25,500	SECOND HALF OF 2024
91	TRIPSAVER ON POLE BT2012MO	MOUNT OLIVE TOWNSHIP (MORRIS)	REPLACE LATERAL FUSES WITH S&C TRIPSAVER II RECLOSER.	REDUCE SUSTAINED OUTAGES ON LATERALS DUE TO TEMPORARY FAULTS.	\$ 17,000	SECOND HALF OF 2024
92	TRIPSAVER ON POLE BT202BRE	BRIELLE BOROUGH (MONMOUTH)	REPLACE LATERAL FUSES WITH S&C TRIPSAVER II RECLOSER.	REDUCE SUSTAINED OUTAGES ON LATERALS DUE TO TEMPORARY FAULTS.	\$ 17,000	SECOND HALF OF 2024
93	TRIPSAVER ON POLE BT2059J	JEFFERSON TOWNSHIP (MORRIS)	REPLACE LATERAL FUSES WITH S&C TRIPSAVER II RECLOSER.	REDUCE SUSTAINED OUTAGES ON LATERALS DUE TO TEMPORARY FAULTS.	\$ 25,500	SECOND HALF OF 2024
94	TRIPSAVER ON POLE BT2061NP TTC	NEPTUNE TOWNSHIP (MONMOUTH)	REPLACE LATERAL FUSES WITH S&C TRIPSAVER II RECLOSER.	REDUCE SUSTAINED OUTAGES ON LATERALS DUE TO TEMPORARY FAULTS.	\$ 8,500	SECOND HALF OF 2024
95	TRIPSAVER ON POLE BT2066NPT	NEPTUNE TOWNSHIP (MONMOUTH)	REPLACE LATERAL FUSES WITH S&C TRIPSAVER II RECLOSER.	REDUCE SUSTAINED OUTAGES ON LATERALS DUE TO TEMPORARY FAULTS.	\$ 25,500	SECOND HALF OF 2024
96	TRIPSAVER ON POLE BT2092OC	OCEAN TOWNSHIP (MONMOUTH)	REPLACE LATERAL FUSES WITH S&C TRIPSAVER II RECLOSER.	REDUCE SUSTAINED OUTAGES ON LATERALS DUE TO TEMPORARY FAULTS.	\$ 25,500	SECOND HALF OF 2024
97	TRIPSAVER ON POLE BT209BEC	BEACHWOOD BOROUGH (OCEAN)	REPLACE LATERAL FUSES WITH S&C TRIPSAVER II RECLOSER.	REDUCE SUSTAINED OUTAGES ON LATERALS DUE TO TEMPORARY FAULTS.	\$ 17,000	SECOND HALF OF 2024
98	TRIPSAVER ON POLE BT210BH T	BERKELEY HEIGHT TOWNSHIP (UNION)	REPLACE LATERAL FUSES WITH S&C TRIPSAVER II RECLOSER.	REDUCE SUSTAINED OUTAGES ON LATERALS DUE TO TEMPORARY FAULTS.	\$ 8,500	SECOND HALF OF 2024
99	TRIPSAVER ON POLE BT2180PTH	PARSIPPANY-TROY TOWNSHIP (MORRIS)	REPLACE LATERAL FUSES WITH S&C TRIPSAVER II RECLOSER.	REDUCE SUSTAINED OUTAGES ON LATERALS DUE TO TEMPORARY FAULTS.	\$ 8,500	SECOND HALF OF 2024
100	TRIPSAVER ON POLE BT2187CN	COLTS NECK TOWNSHIP (MONMOUTH)	REPLACE LATERAL FUSES WITH S&C TRIPSAVER II RECLOSER.	REDUCE SUSTAINED OUTAGES ON LATERALS DUE TO TEMPORARY FAULTS.	\$ 17,000	SECOND HALF OF 2024
101	TRIPSAVER ON POLE BT218LAC	LACEY TOWNSHIP (OCEAN)	REPLACE LATERAL FUSES WITH S&C TRIPSAVER II RECLOSER.	REDUCE SUSTAINED OUTAGES ON LATERALS DUE TO TEMPORARY FAULTS.	\$ 25,500	SECOND HALF OF 2024
102	TRIPSAVER ON POLE BT2217CN	COLTS NECK TOWNSHIP (MONMOUTH)	REPLACE LATERAL FUSES WITH S&C TRIPSAVER II RECLOSER.	REDUCE SUSTAINED OUTAGES ON LATERALS DUE TO TEMPORARY FAULTS.	\$ 17,000	SECOND HALF OF 2024
103	TRIPSAVER ON POLE BT2240LD	LAKEWOOD TOWNSHIP (OCEAN)	REPLACE LATERAL FUSES WITH S&C TRIPSAVER II RECLOSER.	REDUCE SUSTAINED OUTAGES ON LATERALS DUE TO TEMPORARY FAULTS.	\$ 8,500	SECOND HALF OF 2024
104	TRIPSAVER ON POLE BT2248BK	BRICK TOWNSHIP (OCEAN)	REPLACE LATERAL FUSES WITH S&C TRIPSAVER II RECLOSER.	REDUCE SUSTAINED OUTAGES ON LATERALS DUE TO TEMPORARY FAULTS.	\$ 17,000	SECOND HALF OF 2024
105	TRIPSAVER ON POLE BT2260MO	MOUNT OLIVE TOWNSHIP (MORRIS)	REPLACE LATERAL FUSES WITH S&C TRIPSAVER II RECLOSER.	REDUCE SUSTAINED OUTAGES ON LATERALS DUE TO TEMPORARY FAULTS.	\$ 17,000	SECOND HALF OF 2024
106	TRIPSAVER ON POLE BT2279LD	LAKEWOOD TOWNSHIP (OCEAN)	REPLACE LATERAL FUSES WITH S&C TRIPSAVER II RECLOSER.	REDUCE SUSTAINED OUTAGES ON LATERALS DUE TO TEMPORARY FAULTS.	\$ 17,000	SECOND HALF OF 2024
107	TRIPSAVER ON POLE BT2280JK	JACKSON TOWNSHIP (OCEAN)	REPLACE LATERAL FUSES WITH S&C TRIPSAVER II RECLOSER.	REDUCE SUSTAINED OUTAGES ON LATERALS DUE TO TEMPORARY FAULTS.	\$ 8,500	SECOND HALF OF 2024

Location Count	LOCATION (Site No.)	TOWNSHIP (COUNTY)	DESCRIPTION	OBJECTIVE	COST ESTIMATE	PROJECTED IN-SERVICE DATE
108	TRIPSAVER ON POLE BT2281CN	COLTS NECK TOWNSHIP (MONMOUTH)	REPLACE LATERAL FUSES WITH S&C TRIPSAVER II RECLOSER.	REDUCE SUSTAINED OUTAGES ON LATERALS DUE TO TEMPORARY FAULTS.	\$ 8,500	SECOND HALF OF 2024
109	TRIPSAVER ON POLE BT2281HR	HANOVER TOWNSHIP (MORRIS)	REPLACE LATERAL FUSES WITH S&C TRIPSAVER II RECLOSER.	REDUCE SUSTAINED OUTAGES ON LATERALS DUE TO TEMPORARY FAULTS.	\$ 8,500	SECOND HALF OF 2024
110	TRIPSAVER ON POLE BT2344BK	BRICK TOWNSHIP (OCEAN)	REPLACE LATERAL FUSES WITH S&C TRIPSAVER II RECLOSER.	REDUCE SUSTAINED OUTAGES ON LATERALS DUE TO TEMPORARY FAULTS.	\$ 25,500	SECOND HALF OF 2024
111	TRIPSAVER ON POLE BT2359RU	ROXBURY TOWNSHIP (MORRIS)	REPLACE LATERAL FUSES WITH S&C TRIPSAVER II RECLOSER.	REDUCE SUSTAINED OUTAGES ON LATERALS DUE TO TEMPORARY FAULTS.	\$ 25,500	SECOND HALF OF 2024
112	TRIPSAVER ON POLE BT2368BK	BRICK TOWNSHIP (OCEAN)	REPLACE LATERAL FUSES WITH S&C TRIPSAVER II RECLOSER.	REDUCE SUSTAINED OUTAGES ON LATERALS DUE TO TEMPORARY FAULTS.	\$ 17,000	SECOND HALF OF 2024
113	TRIPSAVER ON POLE BT2370BK	BRICK TOWNSHIP (OCEAN)	REPLACE LATERAL FUSES WITH S&C TRIPSAVER II RECLOSER.	REDUCE SUSTAINED OUTAGES ON LATERALS DUE TO TEMPORARY FAULTS.	\$ 17,000	SECOND HALF OF 2024
114	TRIPSAVER ON POLE BT2370JK	JACKSON TOWNSHIP (OCEAN)	REPLACE LATERAL FUSES WITH S&C TRIPSAVER II RECLOSER.	REDUCE SUSTAINED OUTAGES ON LATERALS DUE TO TEMPORARY FAULTS.	\$ 17,000	SECOND HALF OF 2024
115	TRIPSAVER ON POLE BT2373FRT	FREEHOLD TOWNSHIP (MONMOUTH)	REPLACE LATERAL FUSES WITH S&C TRIPSAVER II RECLOSER.	REDUCE SUSTAINED OUTAGES ON LATERALS DUE TO TEMPORARY FAULTS.	\$ 25,500	SECOND HALF OF 2024
116	TRIPSAVER ON POLE BT2377NPT	NEPTUNE TOWNSHIP (MONMOUTH)	REPLACE LATERAL FUSES WITH S&C TRIPSAVER II RECLOSER.	REDUCE SUSTAINED OUTAGES ON LATERALS DUE TO TEMPORARY FAULTS.	\$ 8,500	SECOND HALF OF 2024
117	TRIPSAVER ON POLE BT2390MPN	MANALAPAN TOWNSHIP (MONMOUTH)	REPLACE LATERAL FUSES WITH S&C TRIPSAVER II RECLOSER.	REDUCE SUSTAINED OUTAGES ON LATERALS DUE TO TEMPORARY FAULTS.	\$ 8,500	SECOND HALF OF 2024
118	TRIPSAVER ON POLE BT2401RA	RANDOLPH TOWNSHIP (MORRIS)	REPLACE LATERAL FUSES WITH S&C TRIPSAVER II RECLOSER.	REDUCE SUSTAINED OUTAGES ON LATERALS DUE TO TEMPORARY FAULTS.	\$ 8,500	SECOND HALF OF 2024
119	TRIPSAVER ON POLE BT2423WD	WEST MILFORD TOWNSHIP (PASSIAC)	REPLACE LATERAL FUSES WITH S&C TRIPSAVER II RECLOSER.	REDUCE SUSTAINED OUTAGES ON LATERALS DUE TO TEMPORARY FAULTS.	\$ 17,000	SECOND HALF OF 2024
120	TRIPSAVER ON POLE BT2430OC	OCEAN TOWNSHIP (MONMOUTH)	REPLACE LATERAL FUSES WITH S&C TRIPSAVER II RECLOSER.	REDUCE SUSTAINED OUTAGES ON LATERALS DUE TO TEMPORARY FAULTS.	\$ 25,500	SECOND HALF OF 2024
121	TRIPSAVER ON POLE BT243HLB	HIGHLANDS BOROUGH (MONMOUTH)	REPLACE LATERAL FUSES WITH S&C TRIPSAVER II RECLOSER.	REDUCE SUSTAINED OUTAGES ON LATERALS DUE TO TEMPORARY FAULTS.	\$ 25,500	SECOND HALF OF 2024
122	TRIPSAVER ON POLE BT2454CN	COLTS NECK TOWNSHIP (MONMOUTH)	REPLACE LATERAL FUSES WITH S&C TRIPSAVER II RECLOSER.	REDUCE SUSTAINED OUTAGES ON LATERALS DUE TO TEMPORARY FAULTS.	\$ 17,000	SECOND HALF OF 2024
123	TRIPSAVER ON POLE BT2463NPT	NEPTUNE TOWNSHIP (MONMOUTH)	REPLACE LATERAL FUSES WITH S&C TRIPSAVER II RECLOSER.	REDUCE SUSTAINED OUTAGES ON LATERALS DUE TO TEMPORARY FAULTS.	\$ 8,500	SECOND HALF OF 2024
124	TRIPSAVER ON POLE BT2464PTH	PARSIPPANY-TROY TOWNSHIP (MORRIS)	REPLACE LATERAL FUSES WITH S&C TRIPSAVER II RECLOSER.	REDUCE SUSTAINED OUTAGES ON LATERALS DUE TO TEMPORARY FAULTS.	\$ 8,500	SECOND HALF OF 2024
125	TRIPSAVER ON POLE BT2466OBR	OLD BRIDGE TOWNSHIP (MIDDLESEX)	REPLACE LATERAL FUSES WITH S&C TRIPSAVER II RECLOSER.	REDUCE SUSTAINED OUTAGES ON LATERALS DUE TO TEMPORARY FAULTS.	\$ 25,500	SECOND HALF OF 2024
126	TRIPSAVER ON POLE BT2477LD	LAKEWOOD TOWNSHIP (OCEAN)	REPLACE LATERAL FUSES WITH S&C TRIPSAVER II RECLOSER.	REDUCE SUSTAINED OUTAGES ON LATERALS DUE TO TEMPORARY FAULTS.	\$ 17,000	SECOND HALF OF 2024
127	TRIPSAVER ON POLE BT2479SHR	SHREWSBURY TOWNSHIP (MONMOUTH)	REPLACE LATERAL FUSES WITH S&C TRIPSAVER II RECLOSER.	REDUCE SUSTAINED OUTAGES ON LATERALS DUE TO TEMPORARY FAULTS.	\$ 8,500	SECOND HALF OF 2024
128	TRIPSAVER ON POLE BT2494SHR	SHREWSBURY TOWNSHIP (MONMOUTH)	REPLACE LATERAL FUSES WITH S&C TRIPSAVER II RECLOSER.	REDUCE SUSTAINED OUTAGES ON LATERALS DUE TO TEMPORARY FAULTS.	\$ 17,000	SECOND HALF OF 2024
129	TRIPSAVER ON POLE BT2500MTE	MONTVILLE TOWNSHIP (MORRIS)	REPLACE LATERAL FUSES WITH S&C TRIPSAVER II RECLOSER.	REDUCE SUSTAINED OUTAGES ON LATERALS DUE TO TEMPORARY FAULTS.	\$ 8,500	SECOND HALF OF 2024
130	TRIPSAVER ON POLE BT2513RU	ROXBURY TOWNSHIP (MORRIS)	REPLACE LATERAL FUSES WITH S&C TRIPSAVER II RECLOSER.	REDUCE SUSTAINED OUTAGES ON LATERALS DUE TO TEMPORARY FAULTS.	\$ 17,000	SECOND HALF OF 2024
131	TRIPSAVER ON POLE BT2520RU	ROXBURY TOWNSHIP (MORRIS)	REPLACE LATERAL FUSES WITH S&C TRIPSAVER II RECLOSER.	REDUCE SUSTAINED OUTAGES ON LATERALS DUE TO TEMPORARY FAULTS.	\$ 25,500	SECOND HALF OF 2024
132	TRIPSAVER ON POLE BT2527RA	MT ARLINGTON BOROUGH (MORRIS)	REPLACE LATERAL FUSES WITH S&C TRIPSAVER II RECLOSER.	REDUCE SUSTAINED OUTAGES ON LATERALS DUE TO TEMPORARY FAULTS.	\$ 25,500	SECOND HALF OF 2024
133	TRIPSAVER ON POLE BT2528LD	LAKEWOOD TOWNSHIP (OCEAN)	REPLACE LATERAL FUSES WITH S&C TRIPSAVER II RECLOSER.	REDUCE SUSTAINED OUTAGES ON LATERALS DUE TO TEMPORARY FAULTS.	\$ 17,000	SECOND HALF OF 2024
134	TRIPSAVER ON POLE BT2551CN	COLTS NECK TOWNSHIP (MONMOUTH)	REPLACE LATERAL FUSES WITH S&C TRIPSAVER II RECLOSER.	REDUCE SUSTAINED OUTAGES ON LATERALS DUE TO TEMPORARY FAULTS.	\$ 8,500	SECOND HALF OF 2024

Location Count	LOCATION (Site No.)	TOWNSHIP (COUNTY)	DESCRIPTION	OBJECTIVE	COST ESTIMATE	PROJECTED IN-SERVICE DATE
135	TRIPSAVER ON POLE BT2559MAR	MARLBORO TOWNSHIP (MONMOUTH)	REPLACE LATERAL FUSES WITH S&C TRIPSAVER II RECLOSER.	REDUCE SUSTAINED OUTAGES ON LATERALS DUE TO TEMPORARY FAULTS.	\$ 25,500	SECOND HALF OF 2024
136	TRIPSAVER ON POLE BT255PA	PLUMSTED TOWNSHIP (OCEAN)	REPLACE LATERAL FUSES WITH S&C TRIPSAVER II RECLOSER.	REDUCE SUSTAINED OUTAGES ON LATERALS DUE TO TEMPORARY FAULTS.	\$ 8,500	SECOND HALF OF 2024
137	TRIPSAVER ON POLE BT2561WD	WEST MILFORD TOWNSHIP (PASSIAC)	REPLACE LATERAL FUSES WITH S&C TRIPSAVER II RECLOSER.	REDUCE SUSTAINED OUTAGES ON LATERALS DUE TO TEMPORARY FAULTS.	\$ 17,000	SECOND HALF OF 2024
138	TRIPSAVER ON POLE BT256RD	RIVERDALE BOROUGH (MORRIS)	REPLACE LATERAL FUSES WITH S&C TRIPSAVER II RECLOSER.	REDUCE SUSTAINED OUTAGES ON LATERALS DUE TO TEMPORARY FAULTS.	\$ 8,500	SECOND HALF OF 2024
139	TRIPSAVER ON POLE BT258ERD	RIVERDALE BOROUGH (MORRIS)	REPLACE LATERAL FUSES WITH S&C TRIPSAVER II RECLOSER.	REDUCE SUSTAINED OUTAGES ON LATERALS DUE TO TEMPORARY FAULTS.	\$ 8,500	SECOND HALF OF 2024
140	TRIPSAVER ON POLE BT2598BK	BRICK TOWNSHIP (OCEAN)	REPLACE LATERAL FUSES WITH S&C TRIPSAVER II RECLOSER.	REDUCE SUSTAINED OUTAGES ON LATERALS DUE TO TEMPORARY FAULTS.	\$ 17,000	SECOND HALF OF 2024
141	TRIPSAVER ON POLE BT2623SHR	SHREWSBURY TOWNSHIP (MONMOUTH)	REPLACE LATERAL FUSES WITH S&C TRIPSAVER II RECLOSER.	REDUCE SUSTAINED OUTAGES ON LATERALS DUE TO TEMPORARY FAULTS.	\$ 25,500	SECOND HALF OF 2024
142	TRIPSAVER ON POLE BT264SDB	SPOTSWOOD BOROUGH (MIDDLESEX)	REPLACE LATERAL FUSES WITH S&C TRIPSAVER II RECLOSER.	REDUCE SUSTAINED OUTAGES ON LATERALS DUE TO TEMPORARY FAULTS.	\$ 25,500	SECOND HALF OF 2024
143	TRIPSAVER ON POLE BT2667PTH	PARSIPPANY-TROY TOWNSHIP (MORRIS)	REPLACE LATERAL FUSES WITH S&C TRIPSAVER II RECLOSER.	REDUCE SUSTAINED OUTAGES ON LATERALS DUE TO TEMPORARY FAULTS.	\$ 8,500	SECOND HALF OF 2024
144	TRIPSAVER ON POLE BT267MT	MENDHAM TOWNSHIP (MORRIS)	REPLACE LATERAL FUSES WITH S&C TRIPSAVER II RECLOSER.	REDUCE SUSTAINED OUTAGES ON LATERALS DUE TO TEMPORARY FAULTS.	\$ 25,500	SECOND HALF OF 2024
145	TRIPSAVER ON POLE BT267WT	WASHINGTON TOWNSHIP (MORRIS)	REPLACE LATERAL FUSES WITH S&C TRIPSAVER II RECLOSER.	REDUCE SUSTAINED OUTAGES ON LATERALS DUE TO TEMPORARY FAULTS.	\$ 8,500	SECOND HALF OF 2024
146	TRIPSAVER ON POLE BT2691PTH	PARSIPPANY-TROY TOWNSHIP (MORRIS)	REPLACE LATERAL FUSES WITH S&C TRIPSAVER II RECLOSER.	REDUCE SUSTAINED OUTAGES ON LATERALS DUE TO TEMPORARY FAULTS.	\$ 17,000	SECOND HALF OF 2024
147	TRIPSAVER ON POLE BT2693JK	JACKSON TOWNSHIP (OCEAN)	REPLACE LATERAL FUSES WITH S&C TRIPSAVER II RECLOSER.	REDUCE SUSTAINED OUTAGES ON LATERALS DUE TO TEMPORARY FAULTS.	\$ 17,000	SECOND HALF OF 2024
148	TRIPSAVER ON POLE BT2702OBR	OLD BRIDGE TOWNSHIP (MIDDLESEX)	REPLACE LATERAL FUSES WITH S&C TRIPSAVER II RECLOSER.	REDUCE SUSTAINED OUTAGES ON LATERALS DUE TO TEMPORARY FAULTS.	\$ 25,500	SECOND HALF OF 2024
149	TRIPSAVER ON POLE BT2713DVT	TOMS RIVER TOWNSHIP (OCEAN)	REPLACE LATERAL FUSES WITH S&C TRIPSAVER II RECLOSER.	REDUCE SUSTAINED OUTAGES ON LATERALS DUE TO TEMPORARY FAULTS.	\$ 17,000	SECOND HALF OF 2024
150	TRIPSAVER ON POLE BT271HGT	HIGHTSTOWN BOROUGH (MERCER)	REPLACE LATERAL FUSES WITH S&C TRIPSAVER II RECLOSER.	REDUCE SUSTAINED OUTAGES ON LATERALS DUE TO TEMPORARY FAULTS.	\$ 25,500	SECOND HALF OF 2024
151	TRIPSAVER ON POLE BT273NC	NEPTUNE CITY BOROUGH (MONMOUTH)	REPLACE LATERAL FUSES WITH S&C TRIPSAVER II RECLOSER.	REDUCE SUSTAINED OUTAGES ON LATERALS DUE TO TEMPORARY FAULTS.	\$ 17,000	SECOND HALF OF 2024
152	TRIPSAVER ON POLE BT2759BK	BRICK TOWNSHIP (OCEAN)	REPLACE LATERAL FUSES WITH S&C TRIPSAVER II RECLOSER.	REDUCE SUSTAINED OUTAGES ON LATERALS DUE TO TEMPORARY FAULTS.	\$ 17,000	SECOND HALF OF 2024
153	TRIPSAVER ON POLE BT2769OBR0005	OLD BRIDGE TOWNSHIP (MIDDLESEX)	REPLACE LATERAL FUSES WITH S&C TRIPSAVER II RECLOSER.	REDUCE SUSTAINED OUTAGES ON LATERALS DUE TO TEMPORARY FAULTS.	\$ 25,500	SECOND HALF OF 2024
154	TRIPSAVER ON POLE BT2790MRT	MORRIS TOWNSHIP (MORRIS)	REPLACE LATERAL FUSES WITH S&C TRIPSAVER II RECLOSER.	REDUCE SUSTAINED OUTAGES ON LATERALS DUE TO TEMPORARY FAULTS.	\$ 8,500	SECOND HALF OF 2024
155	TRIPSAVER ON POLE BT279FL	FRELINGHUYSEN TOWNSHIP (WARREN)	REPLACE LATERAL FUSES WITH S&C TRIPSAVER II RECLOSER.	REDUCE SUSTAINED OUTAGES ON LATERALS DUE TO TEMPORARY FAULTS.	\$ 8,500	SECOND HALF OF 2024
156	TRIPSAVER ON POLE BT27SE0017	SAYREVILLE BOROUGH (MIDDLESEX)	REPLACE LATERAL FUSES WITH S&C TRIPSAVER II RECLOSER.	REDUCE SUSTAINED OUTAGES ON LATERALS DUE TO TEMPORARY FAULTS.	\$ 17,000	SECOND HALF OF 2024
157	TRIPSAVER ON POLE BT2807BK	BRICK TOWNSHIP (OCEAN)	REPLACE LATERAL FUSES WITH S&C TRIPSAVER II RECLOSER.	REDUCE SUSTAINED OUTAGES ON LATERALS DUE TO TEMPORARY FAULTS.	\$ 25,500	SECOND HALF OF 2024
158	TRIPSAVER ON POLE BT2816LD	LAKEWOOD TOWNSHIP (OCEAN)	REPLACE LATERAL FUSES WITH S&C TRIPSAVER II RECLOSER.	REDUCE SUSTAINED OUTAGES ON LATERALS DUE TO TEMPORARY FAULTS.	\$ 17,000	SECOND HALF OF 2024
159	TRIPSAVER ON POLE BT2856DVT	TOMS RIVER TOWNSHIP (OCEAN)	REPLACE LATERAL FUSES WITH S&C TRIPSAVER II RECLOSER.	REDUCE SUSTAINED OUTAGES ON LATERALS DUE TO TEMPORARY FAULTS.	\$ 25,500	SECOND HALF OF 2024
<b>TOTAL 2024 COSTS</b>					<b>\$ 2,618,000</b>	
<b>FUSE REPLACEMENT WITH TRIPSAVER II 2025</b>						

Location Count	LOCATION (Site No.)	TOWNSHIP (COUNTY)	DESCRIPTION	OBJECTIVE	COST ESTIMATE	PROJECTED IN-SERVICE DATE
160	TRIPSAVER ON POLE BT2899RA	RANDOLPH TOWNSHIP (MORRIS)	REPLACE LATERAL FUSES WITH S&C TRIPSAVER II RECLOSER.	REDUCE SUSTAINED OUTAGES ON LATERALS DUE TO TEMPORARY FAULTS.	\$ 17,000	FIRST HALF OF 2025
161	TRIPSAVER ON POLE BT2900JK	JACKSON TOWNSHIP (OCEAN)	REPLACE LATERAL FUSES WITH S&C TRIPSAVER II RECLOSER.	REDUCE SUSTAINED OUTAGES ON LATERALS DUE TO TEMPORARY FAULTS.	\$ 25,500	FIRST HALF OF 2025
162	TRIPSAVER ON POLE BT293NPT0008	NEPTUNE TOWNSHIP (MONMOUTH)	REPLACE LATERAL FUSES WITH S&C TRIPSAVER II RECLOSER.	REDUCE SUSTAINED OUTAGES ON LATERALS DUE TO TEMPORARY FAULTS.	\$ 8,500	FIRST HALF OF 2025
163	TRIPSAVER ON POLE BT2944JK	JACKSON TOWNSHIP (OCEAN)	REPLACE LATERAL FUSES WITH S&C TRIPSAVER II RECLOSER.	REDUCE SUSTAINED OUTAGES ON LATERALS DUE TO TEMPORARY FAULTS.	\$ 25,500	FIRST HALF OF 2025
164	TRIPSAVER ON POLE BT298WT	WASHINGTON TOWNSHIP (MORRIS)	REPLACE LATERAL FUSES WITH S&C TRIPSAVER II RECLOSER.	REDUCE SUSTAINED OUTAGES ON LATERALS DUE TO TEMPORARY FAULTS.	\$ 8,500	FIRST HALF OF 2025
165	TRIPSAVER ON POLE BT2SHR	SHREWSBURY BOROUGH (MONMOUTH)	REPLACE LATERAL FUSES WITH S&C TRIPSAVER II RECLOSER.	REDUCE SUSTAINED OUTAGES ON LATERALS DUE TO TEMPORARY FAULTS.	\$ 25,500	FIRST HALF OF 2025
166	TRIPSAVER ON POLE BT3010JK	JACKSON TOWNSHIP (OCEAN)	REPLACE LATERAL FUSES WITH S&C TRIPSAVER II RECLOSER.	REDUCE SUSTAINED OUTAGES ON LATERALS DUE TO TEMPORARY FAULTS.	\$ 25,500	FIRST HALF OF 2025
167	TRIPSAVER ON POLE BT3020BK	BRICK TOWNSHIP (OCEAN)	REPLACE LATERAL FUSES WITH S&C TRIPSAVER II RECLOSER.	REDUCE SUSTAINED OUTAGES ON LATERALS DUE TO TEMPORARY FAULTS.	\$ 17,000	FIRST HALF OF 2025
168	TRIPSAVER ON POLE BT302PPB	POINT PLEASANT BOROUGH (OCEAN)	REPLACE LATERAL FUSES WITH S&C TRIPSAVER II RECLOSER.	REDUCE SUSTAINED OUTAGES ON LATERALS DUE TO TEMPORARY FAULTS.	\$ 25,500	FIRST HALF OF 2025
169	TRIPSAVER ON POLE BT3078RA	RANDOLPH TOWNSHIP (MORRIS)	REPLACE LATERAL FUSES WITH S&C TRIPSAVER II RECLOSER.	REDUCE SUSTAINED OUTAGES ON LATERALS DUE TO TEMPORARY FAULTS.	\$ 17,000	FIRST HALF OF 2025
170	TRIPSAVER ON POLE BT3142PTH	PARSIPPANY-TROY TOWNSHIP (MORRIS)	REPLACE LATERAL FUSES WITH S&C TRIPSAVER II RECLOSER.	REDUCE SUSTAINED OUTAGES ON LATERALS DUE TO TEMPORARY FAULTS.	\$ 8,500	FIRST HALF OF 2025
171	TRIPSAVER ON POLE BT314DVT0012	TOMS RIVER TOWNSHIP (OCEAN)	REPLACE LATERAL FUSES WITH S&C TRIPSAVER II RECLOSER.	REDUCE SUSTAINED OUTAGES ON LATERALS DUE TO TEMPORARY FAULTS.	\$ 25,500	FIRST HALF OF 2025
172	TRIPSAVER ON POLE BT315ME	MILLSTONE TOWNSHIP (MONMOUTH)	REPLACE LATERAL FUSES WITH S&C TRIPSAVER II RECLOSER.	REDUCE SUSTAINED OUTAGES ON LATERALS DUE TO TEMPORARY FAULTS.	\$ 25,500	FIRST HALF OF 2025
173	TRIPSAVER ON POLE BT3182RT	ROCKAWAY TOWNSHIP (MORRIS)	REPLACE LATERAL FUSES WITH S&C TRIPSAVER II RECLOSER.	REDUCE SUSTAINED OUTAGES ON LATERALS DUE TO TEMPORARY FAULTS.	\$ 25,500	FIRST HALF OF 2025
174	TRIPSAVER ON POLE BT31HZ	HAZLET TOWNSHIP (MONMOUTH)	REPLACE LATERAL FUSES WITH S&C TRIPSAVER II RECLOSER.	REDUCE SUSTAINED OUTAGES ON LATERALS DUE TO TEMPORARY FAULTS.	\$ 8,500	FIRST HALF OF 2025
175	TRIPSAVER ON POLE BT3219OBR	OLD BRIDGE TOWNSHIP (MIDDLESEX)	REPLACE LATERAL FUSES WITH S&C TRIPSAVER II RECLOSER.	REDUCE SUSTAINED OUTAGES ON LATERALS DUE TO TEMPORARY FAULTS.	\$ 8,500	FIRST HALF OF 2025
176	TRIPSAVER ON POLE BT3279FRT	FREEHOLD TOWNSHIP (MONMOUTH)	REPLACE LATERAL FUSES WITH S&C TRIPSAVER II RECLOSER.	REDUCE SUSTAINED OUTAGES ON LATERALS DUE TO TEMPORARY FAULTS.	\$ 25,500	FIRST HALF OF 2025
177	TRIPSAVER ON POLE BT3331BK	BRICK TOWNSHIP (OCEAN)	REPLACE LATERAL FUSES WITH S&C TRIPSAVER II RECLOSER.	REDUCE SUSTAINED OUTAGES ON LATERALS DUE TO TEMPORARY FAULTS.	\$ 17,000	FIRST HALF OF 2025
178	TRIPSAVER ON POLE BT3383HL	HOWELL TOWNSHIP (MONMOUTH)	REPLACE LATERAL FUSES WITH S&C TRIPSAVER II RECLOSER.	REDUCE SUSTAINED OUTAGES ON LATERALS DUE TO TEMPORARY FAULTS.	\$ 17,000	FIRST HALF OF 2025
179	TRIPSAVER ON POLE BT3399MDT	MIDDLETOWN TOWNSHIP (MONMOUTH)	REPLACE LATERAL FUSES WITH S&C TRIPSAVER II RECLOSER.	REDUCE SUSTAINED OUTAGES ON LATERALS DUE TO TEMPORARY FAULTS.	\$ 17,000	FIRST HALF OF 2025
180	TRIPSAVER ON POLE BT33LAC0228	LACEY TOWNSHIP (OCEAN)	REPLACE LATERAL FUSES WITH S&C TRIPSAVER II RECLOSER.	REDUCE SUSTAINED OUTAGES ON LATERALS DUE TO TEMPORARY FAULTS.	\$ 17,000	FIRST HALF OF 2025
181	TRIPSAVER ON POLE BT3407OWNE	WANAQUE BOROUGH (PASSIAC)	REPLACE LATERAL FUSES WITH S&C TRIPSAVER II RECLOSER.	REDUCE SUSTAINED OUTAGES ON LATERALS DUE TO TEMPORARY FAULTS.	\$ 8,500	FIRST HALF OF 2025
182	TRIPSAVER ON POLE BT3464OBR	OLD BRIDGE TOWNSHIP (MIDDLESEX)	REPLACE LATERAL FUSES WITH S&C TRIPSAVER II RECLOSER.	REDUCE SUSTAINED OUTAGES ON LATERALS DUE TO TEMPORARY FAULTS.	\$ 25,500	FIRST HALF OF 2025
183	TRIPSAVER ON POLE BT3507DVT	TOMS RIVER TOWNSHIP (OCEAN)	REPLACE LATERAL FUSES WITH S&C TRIPSAVER II RECLOSER.	REDUCE SUSTAINED OUTAGES ON LATERALS DUE TO TEMPORARY FAULTS.	\$ 17,000	FIRST HALF OF 2025
184	TRIPSAVER ON POLE BT352UNB	UNION BEACH BOROUGH (MONMOUTH)	REPLACE LATERAL FUSES WITH S&C TRIPSAVER II RECLOSER.	REDUCE SUSTAINED OUTAGES ON LATERALS DUE TO TEMPORARY FAULTS.	\$ 8,500	FIRST HALF OF 2025
185	TRIPSAVER ON POLE BT3537BV	BERNARDS TOWNSHIP (SOMERSET)	REPLACE LATERAL FUSES WITH S&C TRIPSAVER II RECLOSER.	REDUCE SUSTAINED OUTAGES ON LATERALS DUE TO TEMPORARY FAULTS.	\$ 17,000	FIRST HALF OF 2025

Location Count	LOCATION (Site No.)	TOWNSHIP (COUNTY)	DESCRIPTION	OBJECTIVE	COST ESTIMATE	PROJECTED IN-SERVICE DATE
186	TRIPSAVER ON POLE BT3561PTH	PARSIPPANY-TROY TOWNSHIP (MORRIS)	REPLACE LATERAL FUSES WITH S&C TRIPSAVER II RECLOSER.	REDUCE SUSTAINED OUTAGES ON LATERALS DUE TO TEMPORARY FAULTS.	\$ 8,500	FIRST HALF OF 2025
187	TRIPSAVER ON POLE BT3607DVT	TOMS RIVER TOWNSHIP (OCEAN)	REPLACE LATERAL FUSES WITH S&C TRIPSAVER II RECLOSER.	REDUCE SUSTAINED OUTAGES ON LATERALS DUE TO TEMPORARY FAULTS.	\$ 17,000	FIRST HALF OF 2025
188	TRIPSAVER ON POLE BT3628DVT	TOMS RIVER TOWNSHIP (OCEAN)	REPLACE LATERAL FUSES WITH S&C TRIPSAVER II RECLOSER.	REDUCE SUSTAINED OUTAGES ON LATERALS DUE TO TEMPORARY FAULTS.	\$ 25,500	FIRST HALF OF 2025
189	TRIPSAVER ON POLE BT3686MDT	MIDDLETOWN TOWNSHIP (MONMOUTH)	REPLACE LATERAL FUSES WITH S&C TRIPSAVER II RECLOSER.	REDUCE SUSTAINED OUTAGES ON LATERALS DUE TO TEMPORARY FAULTS.	\$ 8,500	FIRST HALF OF 2025
190	TRIPSAVER ON POLE BT3693DVT	TOMS RIVER TOWNSHIP (OCEAN)	REPLACE LATERAL FUSES WITH S&C TRIPSAVER II RECLOSER.	REDUCE SUSTAINED OUTAGES ON LATERALS DUE TO TEMPORARY FAULTS.	\$ 17,000	FIRST HALF OF 2025
191	TRIPSAVER ON POLE BT3720DVT	TOMS RIVER TOWNSHIP (OCEAN)	REPLACE LATERAL FUSES WITH S&C TRIPSAVER II RECLOSER.	REDUCE SUSTAINED OUTAGES ON LATERALS DUE TO TEMPORARY FAULTS.	\$ 17,000	FIRST HALF OF 2025
192	TRIPSAVER ON POLE BT3747BV	BERNARDS TOWNSHIP (SOMERSET)	REPLACE LATERAL FUSES WITH S&C TRIPSAVER II RECLOSER.	REDUCE SUSTAINED OUTAGES ON LATERALS DUE TO TEMPORARY FAULTS.	\$ 8,500	FIRST HALF OF 2025
193	TRIPSAVER ON POLE BT374LAC	LACEY TOWNSHIP (OCEAN)	REPLACE LATERAL FUSES WITH S&C TRIPSAVER II RECLOSER.	REDUCE SUSTAINED OUTAGES ON LATERALS DUE TO TEMPORARY FAULTS.	\$ 25,500	FIRST HALF OF 2025
194	TRIPSAVER ON POLE BT3785BV	BERNARDS TOWNSHIP (SOMERSET)	REPLACE LATERAL FUSES WITH S&C TRIPSAVER II RECLOSER.	REDUCE SUSTAINED OUTAGES ON LATERALS DUE TO TEMPORARY FAULTS.	\$ 25,500	FIRST HALF OF 2025
195	TRIPSAVER ON POLE BT379SDB	SPOTSWOOD BOROUGH (MIDDLESEX)	REPLACE LATERAL FUSES WITH S&C TRIPSAVER II RECLOSER.	REDUCE SUSTAINED OUTAGES ON LATERALS DUE TO TEMPORARY FAULTS.	\$ 8,500	FIRST HALF OF 2025
196	TRIPSAVER ON POLE BT3818OBR	OLD BRIDGE TOWNSHIP (MIDDLESEX)	REPLACE LATERAL FUSES WITH S&C TRIPSAVER II RECLOSER.	REDUCE SUSTAINED OUTAGES ON LATERALS DUE TO TEMPORARY FAULTS.	\$ 8,500	FIRST HALF OF 2025
197	TRIPSAVER ON POLE BT3845BV	BERNARDS TOWNSHIP (SOMERSET)	REPLACE LATERAL FUSES WITH S&C TRIPSAVER II RECLOSER.	REDUCE SUSTAINED OUTAGES ON LATERALS DUE TO TEMPORARY FAULTS.	\$ 25,500	FIRST HALF OF 2025
198	TRIPSAVER ON POLE BT3850WLT	WALL TOWNSHIP (MONMOUTH)	REPLACE LATERAL FUSES WITH S&C TRIPSAVER II RECLOSER.	REDUCE SUSTAINED OUTAGES ON LATERALS DUE TO TEMPORARY FAULTS.	\$ 17,000	FIRST HALF OF 2025
199	TRIPSAVER ON POLE BT387FH	FAIR HAVEN BOROUGH (MONMOUTH)	REPLACE LATERAL FUSES WITH S&C TRIPSAVER II RECLOSER.	REDUCE SUSTAINED OUTAGES ON LATERALS DUE TO TEMPORARY FAULTS.	\$ 17,000	FIRST HALF OF 2025
200	TRIPSAVER ON POLE BT3942DVT	TOMS RIVER TOWNSHIP (OCEAN)	REPLACE LATERAL FUSES WITH S&C TRIPSAVER II RECLOSER.	REDUCE SUSTAINED OUTAGES ON LATERALS DUE TO TEMPORARY FAULTS.	\$ 17,000	FIRST HALF OF 2025
201	TRIPSAVER ON POLE BT3976BV	BERNARDS TOWNSHIP (SOMERSET)	REPLACE LATERAL FUSES WITH S&C TRIPSAVER II RECLOSER.	REDUCE SUSTAINED OUTAGES ON LATERALS DUE TO TEMPORARY FAULTS.	\$ 8,500	FIRST HALF OF 2025
202	TRIPSAVER ON POLE BT40004PTH	PARSIPPANY-TROY TOWNSHIP (MORRIS)	REPLACE LATERAL FUSES WITH S&C TRIPSAVER II RECLOSER.	REDUCE SUSTAINED OUTAGES ON LATERALS DUE TO TEMPORARY FAULTS.	\$ 8,500	FIRST HALF OF 2025
203	TRIPSAVER ON POLE BT40005SE	SAYREVILLE BOROUGH (MIDDLESEX)	REPLACE LATERAL FUSES WITH S&C TRIPSAVER II RECLOSER.	REDUCE SUSTAINED OUTAGES ON LATERALS DUE TO TEMPORARY FAULTS.	\$ 8,500	FIRST HALF OF 2025
204	TRIPSAVER ON POLE BT40021PBE	PINE BEACH BOROUGH (OCEAN)	REPLACE LATERAL FUSES WITH S&C TRIPSAVER II RECLOSER.	REDUCE SUSTAINED OUTAGES ON LATERALS DUE TO TEMPORARY FAULTS.	\$ 25,500	FIRST HALF OF 2025
205	TRIPSAVER ON POLE BT40027SSP	SEASIDE PARK BOROUGH (OCEAN)	REPLACE LATERAL FUSES WITH S&C TRIPSAVER II RECLOSER.	REDUCE SUSTAINED OUTAGES ON LATERALS DUE TO TEMPORARY FAULTS.	\$ 17,000	FIRST HALF OF 2025
206	TRIPSAVER ON POLE BT40031SL	SPRING LAKE BOROUGH (MONMOUTH)	REPLACE LATERAL FUSES WITH S&C TRIPSAVER II RECLOSER.	REDUCE SUSTAINED OUTAGES ON LATERALS DUE TO TEMPORARY FAULTS.	\$ 17,000	FIRST HALF OF 2025
207	TRIPSAVER ON POLE BT40034PCT	LONG HILL TOWNSHIP (MORRIS)	REPLACE LATERAL FUSES WITH S&C TRIPSAVER II RECLOSER.	REDUCE SUSTAINED OUTAGES ON LATERALS DUE TO TEMPORARY FAULTS.	\$ 8,500	FIRST HALF OF 2025
208	TRIPSAVER ON POLE BT40039LD	LAKEWOOD TOWNSHIP (OCEAN)	REPLACE LATERAL FUSES WITH S&C TRIPSAVER II RECLOSER.	REDUCE SUSTAINED OUTAGES ON LATERALS DUE TO TEMPORARY FAULTS.	\$ 25,500	FIRST HALF OF 2025
209	TRIPSAVER ON POLE BT40040SF	SPRINGFIELD TOWNSHIP (UNION)	REPLACE LATERAL FUSES WITH S&C TRIPSAVER II RECLOSER.	REDUCE SUSTAINED OUTAGES ON LATERALS DUE TO TEMPORARY FAULTS.	\$ 8,500	FIRST HALF OF 2025
210	TRIPSAVER ON POLE BT40043WNE	WANAQUE BOROUGH (PASSIAC)	REPLACE LATERAL FUSES WITH S&C TRIPSAVER II RECLOSER.	REDUCE SUSTAINED OUTAGES ON LATERALS DUE TO TEMPORARY FAULTS.	\$ 8,500	FIRST HALF OF 2025
211	TRIPSAVER ON POLE BT40047NPE	NEW PROVIDENCE BOROUGH (UNION)	REPLACE LATERAL FUSES WITH S&C TRIPSAVER II RECLOSER.	REDUCE SUSTAINED OUTAGES ON LATERALS DUE TO TEMPORARY FAULTS.	\$ 8,500	FIRST HALF OF 2025
212	TRIPSAVER ON POLE BT40053MRT	MORRIS TOWNSHIP (MORRIS)	REPLACE LATERAL FUSES WITH S&C TRIPSAVER II RECLOSER.	REDUCE SUSTAINED OUTAGES ON LATERALS DUE TO TEMPORARY FAULTS.	\$ 8,500	FIRST HALF OF 2025



Location Count	LOCATION (Site No.)	TOWNSHIP (COUNTY)	DESCRIPTION	OBJECTIVE	COST ESTIMATE	PROJECTED IN-SERVICE DATE
213	TRIPSAVER ON POLE BT40061CN	COLTS NECK TOWNSHIP (MONMOUTH)	REPLACE LATERAL FUSES WITH S&C TRIPSAVER II RECLOSER.	REDUCE SUSTAINED OUTAGES ON LATERALS DUE TO TEMPORARY FAULTS.	\$ 25,500	FIRST HALF OF 2025
214	TRIPSAVER ON POLE BT40062MP	MORRIS PLAINS BOROUGH (MORRIS)	REPLACE LATERAL FUSES WITH S&C TRIPSAVER II RECLOSER.	REDUCE SUSTAINED OUTAGES ON LATERALS DUE TO TEMPORARY FAULTS.	\$ 8,500	FIRST HALF OF 2025
215	TRIPSAVER ON POLE BT40064M	MORRISTOWN TOWN (MORRIS)	REPLACE LATERAL FUSES WITH S&C TRIPSAVER II RECLOSER.	REDUCE SUSTAINED OUTAGES ON LATERALS DUE TO TEMPORARY FAULTS.	\$ 8,500	FIRST HALF OF 2025
216	TRIPSAVER ON POLE BT40070OPT	OCEANPORT BOROUGH (MONMOUTH)	REPLACE LATERAL FUSES WITH S&C TRIPSAVER II RECLOSER.	REDUCE SUSTAINED OUTAGES ON LATERALS DUE TO TEMPORARY FAULTS.	\$ 17,000	FIRST HALF OF 2025
217	TRIPSAVER ON POLE BT40087PBE	PINE BEACH BOROUGH (OCEAN)	REPLACE LATERAL FUSES WITH S&C TRIPSAVER II RECLOSER.	REDUCE SUSTAINED OUTAGES ON LATERALS DUE TO TEMPORARY FAULTS.	\$ 17,000	FIRST HALF OF 2025
218	TRIPSAVER ON POLE BT40093NPE	NEW PROVIDENCE BOROUGH (UNION)	REPLACE LATERAL FUSES WITH S&C TRIPSAVER II RECLOSER.	REDUCE SUSTAINED OUTAGES ON LATERALS DUE TO TEMPORARY FAULTS.	\$ 8,500	FIRST HALF OF 2025
219	TRIPSAVER ON POLE BT40100ABT	ABERDEEN TOWNSHIP (MONMOUTH)	REPLACE LATERAL FUSES WITH S&C TRIPSAVER II RECLOSER.	REDUCE SUSTAINED OUTAGES ON LATERALS DUE TO TEMPORARY FAULTS.	\$ 8,500	FIRST HALF OF 2025
220	TRIPSAVER ON POLE BT40102D	DEAL BOROUGH (MONMOUTH)	REPLACE LATERAL FUSES WITH S&C TRIPSAVER II RECLOSER.	REDUCE SUSTAINED OUTAGES ON LATERALS DUE TO TEMPORARY FAULTS.	\$ 25,500	FIRST HALF OF 2025
221	TRIPSAVER ON POLE BT40102SP	SPRINGFIELD TOWNSHIP (BURLINGTON)	REPLACE LATERAL FUSES WITH S&C TRIPSAVER II RECLOSER.	REDUCE SUSTAINED OUTAGES ON LATERALS DUE TO TEMPORARY FAULTS.	\$ 25,500	FIRST HALF OF 2025
222	TRIPSAVER ON POLE BT40104ME	MILLSTONE TOWNSHIP (MONMOUTH)	REPLACE LATERAL FUSES WITH S&C TRIPSAVER II RECLOSER.	REDUCE SUSTAINED OUTAGES ON LATERALS DUE TO TEMPORARY FAULTS.	\$ 25,500	FIRST HALF OF 2025
223	TRIPSAVER ON POLE BT40104TF	TINTON FALLS BOROUGH (MONMOUTH)	REPLACE LATERAL FUSES WITH S&C TRIPSAVER II RECLOSER.	REDUCE SUSTAINED OUTAGES ON LATERALS DUE TO TEMPORARY FAULTS.	\$ 17,000	FIRST HALF OF 2025
224	TRIPSAVER ON POLE BT40107SLH	SPRING LAKE HGT BOROUGH (MONMOUTH)	REPLACE LATERAL FUSES WITH S&C TRIPSAVER II RECLOSER.	REDUCE SUSTAINED OUTAGES ON LATERALS DUE TO TEMPORARY FAULTS.	\$ 8,500	FIRST HALF OF 2025
225	TRIPSAVER ON POLE BT40107WNE	WANAQUE BOROUGH (PASSIAC)	REPLACE LATERAL FUSES WITH S&C TRIPSAVER II RECLOSER.	REDUCE SUSTAINED OUTAGES ON LATERALS DUE TO TEMPORARY FAULTS.	\$ 8,500	FIRST HALF OF 2025
226	TRIPSAVER ON POLE BT40110SLH	SPRING LAKE HGT BOROUGH (MONMOUTH)	REPLACE LATERAL FUSES WITH S&C TRIPSAVER II RECLOSER.	REDUCE SUSTAINED OUTAGES ON LATERALS DUE TO TEMPORARY FAULTS.	\$ 8,500	FIRST HALF OF 2025
227	TRIPSAVER ON POLE BT40115HL	HOWELL TOWNSHIP (MONMOUTH)	REPLACE LATERAL FUSES WITH S&C TRIPSAVER II RECLOSER.	REDUCE SUSTAINED OUTAGES ON LATERALS DUE TO TEMPORARY FAULTS.	\$ 17,000	FIRST HALF OF 2025
228	TRIPSAVER ON POLE BT40115PCT	LONG HILL TOWNSHIP (MORRIS)	REPLACE LATERAL FUSES WITH S&C TRIPSAVER II RECLOSER.	REDUCE SUSTAINED OUTAGES ON LATERALS DUE TO TEMPORARY FAULTS.	\$ 8,500	FIRST HALF OF 2025
229	TRIPSAVER ON POLE BT40115SLH	SPRING LAKE HGT BOROUGH (MONMOUTH)	REPLACE LATERAL FUSES WITH S&C TRIPSAVER II RECLOSER.	REDUCE SUSTAINED OUTAGES ON LATERALS DUE TO TEMPORARY FAULTS.	\$ 8,500	FIRST HALF OF 2025
230	TRIPSAVER ON POLE BT40119CN	COLTS NECK TOWNSHIP (MONMOUTH)	REPLACE LATERAL FUSES WITH S&C TRIPSAVER II RECLOSER.	REDUCE SUSTAINED OUTAGES ON LATERALS DUE TO TEMPORARY FAULTS.	\$ 17,000	FIRST HALF OF 2025
231	TRIPSAVER ON POLE BT40119SBL	SOUTH BELMAR BOROUGH (MONMOUTH)	REPLACE LATERAL FUSES WITH S&C TRIPSAVER II RECLOSER.	REDUCE SUSTAINED OUTAGES ON LATERALS DUE TO TEMPORARY FAULTS.	\$ 8,500	FIRST HALF OF 2025
232	TRIPSAVER ON POLE BT40128OC	OCEAN TOWNSHIP (MONMOUTH)	REPLACE LATERAL FUSES WITH S&C TRIPSAVER II RECLOSER.	REDUCE SUSTAINED OUTAGES ON LATERALS DUE TO TEMPORARY FAULTS.	\$ 8,500	FIRST HALF OF 2025
233	TRIPSAVER ON POLE BT40134AH	ATLANTIC HIGHLD BOROUGH (MONMOUTH)	REPLACE LATERAL FUSES WITH S&C TRIPSAVER II RECLOSER.	REDUCE SUSTAINED OUTAGES ON LATERALS DUE TO TEMPORARY FAULTS.	\$ 25,500	FIRST HALF OF 2025
234	TRIPSAVER ON POLE BT40138CM	CHATHAM BOROUGH (MORRIS)	REPLACE LATERAL FUSES WITH S&C TRIPSAVER II RECLOSER.	REDUCE SUSTAINED OUTAGES ON LATERALS DUE TO TEMPORARY FAULTS.	\$ 17,000	FIRST HALF OF 2025
235	TRIPSAVER ON POLE BT40141EHT	EAST HANOVER TOWNSHIP (MORRIS)	REPLACE LATERAL FUSES WITH S&C TRIPSAVER II RECLOSER.	REDUCE SUSTAINED OUTAGES ON LATERALS DUE TO TEMPORARY FAULTS.	\$ 17,000	FIRST HALF OF 2025
236	TRIPSAVER ON POLE BT40143SF	SPRINGFIELD TOWNSHIP (UNION)	REPLACE LATERAL FUSES WITH S&C TRIPSAVER II RECLOSER.	REDUCE SUSTAINED OUTAGES ON LATERALS DUE TO TEMPORARY FAULTS.	\$ 8,500	FIRST HALF OF 2025
237	TRIPSAVER ON POLE BT40150HD	HARDING TOWNSHIP (MORRIS)	REPLACE LATERAL FUSES WITH S&C TRIPSAVER II RECLOSER.	REDUCE SUSTAINED OUTAGES ON LATERALS DUE TO TEMPORARY FAULTS.	\$ 8,500	FIRST HALF OF 2025
238	TRIPSAVER ON POLE BT40150KG	KEANSBURG BOROUGH (MONMOUTH)	REPLACE LATERAL FUSES WITH S&C TRIPSAVER II RECLOSER.	REDUCE SUSTAINED OUTAGES ON LATERALS DUE TO TEMPORARY FAULTS.	\$ 8,500	FIRST HALF OF 2025
239	TRIPSAVER ON POLE BT40152NPE	NEW PROVIDENCE BOROUGH (UNION)	REPLACE LATERAL FUSES WITH S&C TRIPSAVER II RECLOSER.	REDUCE SUSTAINED OUTAGES ON LATERALS DUE TO TEMPORARY FAULTS.	\$ 25,500	FIRST HALF OF 2025

Location Count	LOCATION (Site No.)	TOWNSHIP (COUNTY)	DESCRIPTION	OBJECTIVE	COST ESTIMATE	PROJECTED IN-SERVICE DATE
240	TRIPSAVER ON POLE BT40153PPB	POINT PLEASANT BOROUGH (OCEAN)	REPLACE LATERAL FUSES WITH S&C TRIPSAVER II RECLOSER.	REDUCE SUSTAINED OUTAGES ON LATERALS DUE TO TEMPORARY FAULTS.	\$ 25,500	FIRST HALF OF 2025
241	TRIPSAVER ON POLE BT40157JG	JAMESBURG BOROUGH (MIDDLESEX)	REPLACE LATERAL FUSES WITH S&C TRIPSAVER II RECLOSER.	REDUCE SUSTAINED OUTAGES ON LATERALS DUE TO TEMPORARY FAULTS.	\$ 25,500	FIRST HALF OF 2025
242	TRIPSAVER ON POLE BT40158AH	ATLANTIC HIGHLD BOROUGH (MONMOUTH)	REPLACE LATERAL FUSES WITH S&C TRIPSAVER II RECLOSER.	REDUCE SUSTAINED OUTAGES ON LATERALS DUE TO TEMPORARY FAULTS.	\$ 25,500	FIRST HALF OF 2025
243	TRIPSAVER ON POLE BT40160SU	SUMMIT CITY (UNION)	REPLACE LATERAL FUSES WITH S&C TRIPSAVER II RECLOSER.	REDUCE SUSTAINED OUTAGES ON LATERALS DUE TO TEMPORARY FAULTS.	\$ 8,500	FIRST HALF OF 2025
244	TRIPSAVER ON POLE BT40162SFU	SPRINGFIELD TOWNSHIP (UNION)	REPLACE LATERAL FUSES WITH S&C TRIPSAVER II RECLOSER.	REDUCE SUSTAINED OUTAGES ON LATERALS DUE TO TEMPORARY FAULTS.	\$ 8,500	FIRST HALF OF 2025
245	TRIPSAVER ON POLE BT40163BH	BAY HEAD BOROUGH (OCEAN)	REPLACE LATERAL FUSES WITH S&C TRIPSAVER II RECLOSER.	REDUCE SUSTAINED OUTAGES ON LATERALS DUE TO TEMPORARY FAULTS.	\$ 25,500	FIRST HALF OF 2025
246	TRIPSAVER ON POLE BT40176BRE	BRIELLE BOROUGH (MONMOUTH)	REPLACE LATERAL FUSES WITH S&C TRIPSAVER II RECLOSER.	REDUCE SUSTAINED OUTAGES ON LATERALS DUE TO TEMPORARY FAULTS.	\$ 25,500	FIRST HALF OF 2025
247	TRIPSAVER ON POLE BT40180KG	KEANSBURG BOROUGH (MONMOUTH)	REPLACE LATERAL FUSES WITH S&C TRIPSAVER II RECLOSER.	REDUCE SUSTAINED OUTAGES ON LATERALS DUE TO TEMPORARY FAULTS.	\$ 25,500	FIRST HALF OF 2025
248	TRIPSAVER ON POLE BT40195WY	WAYNE TOWNSHIP (PASSIAC)	REPLACE LATERAL FUSES WITH S&C TRIPSAVER II RECLOSER.	REDUCE SUSTAINED OUTAGES ON LATERALS DUE TO TEMPORARY FAULTS.	\$ 8,500	FIRST HALF OF 2025
249	TRIPSAVER ON POLE BT40196PK	PEQUANNOCK TOWNSHIP (MORRIS)	REPLACE LATERAL FUSES WITH S&C TRIPSAVER II RECLOSER.	REDUCE SUSTAINED OUTAGES ON LATERALS DUE TO TEMPORARY FAULTS.	\$ 8,500	FIRST HALF OF 2025
250	TRIPSAVER ON POLE BT40197WY	WAYNE TOWNSHIP (PASSIAC)	REPLACE LATERAL FUSES WITH S&C TRIPSAVER II RECLOSER.	REDUCE SUSTAINED OUTAGES ON LATERALS DUE TO TEMPORARY FAULTS.	\$ 8,500	FIRST HALF OF 2025
251	TRIPSAVER ON POLE BT40198PK	PEQUANNOCK TOWNSHIP (MORRIS)	REPLACE LATERAL FUSES WITH S&C TRIPSAVER II RECLOSER.	REDUCE SUSTAINED OUTAGES ON LATERALS DUE TO TEMPORARY FAULTS.	\$ 8,500	FIRST HALF OF 2025
252	TRIPSAVER ON POLE BT40207MDT	MIDDLETOWN TOWNSHIP (MONMOUTH)	REPLACE LATERAL FUSES WITH S&C TRIPSAVER II RECLOSER.	REDUCE SUSTAINED OUTAGES ON LATERALS DUE TO TEMPORARY FAULTS.	\$ 8,500	FIRST HALF OF 2025
253	TRIPSAVER ON POLE BT40210JK	JACKSON TOWNSHIP (OCEAN)	REPLACE LATERAL FUSES WITH S&C TRIPSAVER II RECLOSER.	REDUCE SUSTAINED OUTAGES ON LATERALS DUE TO TEMPORARY FAULTS.	\$ 25,500	FIRST HALF OF 2025
254	TRIPSAVER ON POLE BT40213OBR	OLD BRIDGE TOWNSHIP (MIDDLESEX)	REPLACE LATERAL FUSES WITH S&C TRIPSAVER II RECLOSER.	REDUCE SUSTAINED OUTAGES ON LATERALS DUE TO TEMPORARY FAULTS.	\$ 8,500	FIRST HALF OF 2025
255	TRIPSAVER ON POLE BT40216RTB	ROOSEVELT BOROUGH (MONMOUTH)	REPLACE LATERAL FUSES WITH S&C TRIPSAVER II RECLOSER.	REDUCE SUSTAINED OUTAGES ON LATERALS DUE TO TEMPORARY FAULTS.	\$ 25,500	FIRST HALF OF 2025
256	TRIPSAVER ON POLE BT40224M	MORRISTOWN TOWN (MORRIS)	REPLACE LATERAL FUSES WITH S&C TRIPSAVER II RECLOSER.	REDUCE SUSTAINED OUTAGES ON LATERALS DUE TO TEMPORARY FAULTS.	\$ 8,500	FIRST HALF OF 2025
257	TRIPSAVER ON POLE BT40224RTB	ROOSEVELT BOROUGH (MONMOUTH)	REPLACE LATERAL FUSES WITH S&C TRIPSAVER II RECLOSER.	REDUCE SUSTAINED OUTAGES ON LATERALS DUE TO TEMPORARY FAULTS.	\$ 25,500	FIRST HALF OF 2025
258	TRIPSAVER ON POLE BT40249MTE	MONTVILLE TOWNSHIP (MORRIS)	REPLACE LATERAL FUSES WITH S&C TRIPSAVER II RECLOSER.	REDUCE SUSTAINED OUTAGES ON LATERALS DUE TO TEMPORARY FAULTS.	\$ 8,500	FIRST HALF OF 2025
259	TRIPSAVER ON POLE BT40253ME	MILLSTONE TOWNSHIP (MONMOUTH)	REPLACE LATERAL FUSES WITH S&C TRIPSAVER II RECLOSER.	REDUCE SUSTAINED OUTAGES ON LATERALS DUE TO TEMPORARY FAULTS.	\$ 17,000	FIRST HALF OF 2025
260	TRIPSAVER ON POLE BT40259EHT	EAST HANOVER TOWNSHIP (MORRIS)	REPLACE LATERAL FUSES WITH S&C TRIPSAVER II RECLOSER.	REDUCE SUSTAINED OUTAGES ON LATERALS DUE TO TEMPORARY FAULTS.	\$ 8,500	FIRST HALF OF 2025
261	TRIPSAVER ON POLE BT40264MNL	MOUNTAIN LAKES BOROUGH (MORRIS)	REPLACE LATERAL FUSES WITH S&C TRIPSAVER II RECLOSER.	REDUCE SUSTAINED OUTAGES ON LATERALS DUE TO TEMPORARY FAULTS.	\$ 8,500	FIRST HALF OF 2025
262	TRIPSAVER ON POLE BT40270MNL	MOUNTAIN LAKES BOROUGH (MORRIS)	REPLACE LATERAL FUSES WITH S&C TRIPSAVER II RECLOSER.	REDUCE SUSTAINED OUTAGES ON LATERALS DUE TO TEMPORARY FAULTS.	\$ 25,500	FIRST HALF OF 2025
263	TRIPSAVER ON POLE BT40272MNT	MONROE TOWNSHIP (MIDDLESEX)	REPLACE LATERAL FUSES WITH S&C TRIPSAVER II RECLOSER.	REDUCE SUSTAINED OUTAGES ON LATERALS DUE TO TEMPORARY FAULTS.	\$ 8,500	FIRST HALF OF 2025
264	TRIPSAVER ON POLE BT40278MDT	MIDDLETOWN TOWNSHIP (MONMOUTH)	REPLACE LATERAL FUSES WITH S&C TRIPSAVER II RECLOSER.	REDUCE SUSTAINED OUTAGES ON LATERALS DUE TO TEMPORARY FAULTS.	\$ 8,500	FIRST HALF OF 2025
265	TRIPSAVER ON POLE BT40282PPB	POINT PLEASANT BOROUGH (OCEAN)	REPLACE LATERAL FUSES WITH S&C TRIPSAVER II RECLOSER.	REDUCE SUSTAINED OUTAGES ON LATERALS DUE TO TEMPORARY FAULTS.	\$ 17,000	FIRST HALF OF 2025
266	TRIPSAVER ON POLE BT40293HL	HOWELL TOWNSHIP (MONMOUTH)	REPLACE LATERAL FUSES WITH S&C TRIPSAVER II RECLOSER.	REDUCE SUSTAINED OUTAGES ON LATERALS DUE TO TEMPORARY FAULTS.	\$ 25,500	FIRST HALF OF 2025

Location Count	LOCATION (Site No.)	TOWNSHIP (COUNTY)	DESCRIPTION	OBJECTIVE	COST ESTIMATE	PROJECTED IN-SERVICE DATE
267	TRIPSAVER ON POLE BT40300BT	BOONTON TOWNSHIP (MORRIS)	REPLACE LATERAL FUSES WITH S&C TRIPSAVER II RECLOSER.	REDUCE SUSTAINED OUTAGES ON LATERALS DUE TO TEMPORARY FAULTS.	\$ 25,500	FIRST HALF OF 2025
268	TRIPSAVER ON POLE BT40300PK	PEQUANNOCK TOWNSHIP (MORRIS)	REPLACE LATERAL FUSES WITH S&C TRIPSAVER II RECLOSER.	REDUCE SUSTAINED OUTAGES ON LATERALS DUE TO TEMPORARY FAULTS.	\$ 8,500	FIRST HALF OF 2025
269	TRIPSAVER ON POLE BT40311FPB	FLORHAM PARK BOROUGH (MORRIS)	REPLACE LATERAL FUSES WITH S&C TRIPSAVER II RECLOSER.	REDUCE SUSTAINED OUTAGES ON LATERALS DUE TO TEMPORARY FAULTS.	\$ 8,500	FIRST HALF OF 2025
270	TRIPSAVER ON POLE BT40312SF	SPRINGFIELD TOWNSHIP (UNION)	REPLACE LATERAL FUSES WITH S&C TRIPSAVER II RECLOSER.	REDUCE SUSTAINED OUTAGES ON LATERALS DUE TO TEMPORARY FAULTS.	\$ 25,500	FIRST HALF OF 2025
271	TRIPSAVER ON POLE BT40323OBR	OLD BRIDGE TOWNSHIP (MIDDLESEX)	REPLACE LATERAL FUSES WITH S&C TRIPSAVER II RECLOSER.	REDUCE SUSTAINED OUTAGES ON LATERALS DUE TO TEMPORARY FAULTS.	\$ 8,500	FIRST HALF OF 2025
272	TRIPSAVER ON POLE BT40327FPB	FLORHAM PARK BOROUGH (MORRIS)	REPLACE LATERAL FUSES WITH S&C TRIPSAVER II RECLOSER.	REDUCE SUSTAINED OUTAGES ON LATERALS DUE TO TEMPORARY FAULTS.	\$ 8,500	FIRST HALF OF 2025
273	TRIPSAVER ON POLE BT40327OBR	OLD BRIDGE TOWNSHIP (MIDDLESEX)	REPLACE LATERAL FUSES WITH S&C TRIPSAVER II RECLOSER.	REDUCE SUSTAINED OUTAGES ON LATERALS DUE TO TEMPORARY FAULTS.	\$ 8,500	FIRST HALF OF 2025
274	TRIPSAVER ON POLE BT40334PK	PEQUANNOCK TOWNSHIP (MORRIS)	REPLACE LATERAL FUSES WITH S&C TRIPSAVER II RECLOSER.	REDUCE SUSTAINED OUTAGES ON LATERALS DUE TO TEMPORARY FAULTS.	\$ 8,500	FIRST HALF OF 2025
275	TRIPSAVER ON POLE BT40335OBR	OLD BRIDGE TOWNSHIP (MIDDLESEX)	REPLACE LATERAL FUSES WITH S&C TRIPSAVER II RECLOSER.	REDUCE SUSTAINED OUTAGES ON LATERALS DUE TO TEMPORARY FAULTS.	\$ 8,500	FIRST HALF OF 2025
276	TRIPSAVER ON POLE BT40336BK	BRICK TOWNSHIP (OCEAN)	REPLACE LATERAL FUSES WITH S&C TRIPSAVER II RECLOSER.	REDUCE SUSTAINED OUTAGES ON LATERALS DUE TO TEMPORARY FAULTS.	\$ 25,500	FIRST HALF OF 2025
277	TRIPSAVER ON POLE BT40336SF	SPRINGFIELD TOWNSHIP (UNION)	REPLACE LATERAL FUSES WITH S&C TRIPSAVER II RECLOSER.	REDUCE SUSTAINED OUTAGES ON LATERALS DUE TO TEMPORARY FAULTS.	\$ 8,500	FIRST HALF OF 2025
278	TRIPSAVER ON POLE BT40347CMT	CHATHAM TOWNSHIP (MORRIS)	REPLACE LATERAL FUSES WITH S&C TRIPSAVER II RECLOSER.	REDUCE SUSTAINED OUTAGES ON LATERALS DUE TO TEMPORARY FAULTS.	\$ 25,500	FIRST HALF OF 2025
279	TRIPSAVER ON POLE BT40360PTH	PARSIPPANY-TROY TOWNSHIP (MORRIS)	REPLACE LATERAL FUSES WITH S&C TRIPSAVER II RECLOSER.	REDUCE SUSTAINED OUTAGES ON LATERALS DUE TO TEMPORARY FAULTS.	\$ 25,500	FIRST HALF OF 2025
280	TRIPSAVER ON POLE BT40363OBR	OLD BRIDGE TOWNSHIP (MIDDLESEX)	REPLACE LATERAL FUSES WITH S&C TRIPSAVER II RECLOSER.	REDUCE SUSTAINED OUTAGES ON LATERALS DUE TO TEMPORARY FAULTS.	\$ 8,500	FIRST HALF OF 2025
281	TRIPSAVER ON POLE BT40364WLB	WEST LONG BRANCH BOROUGH (MONMOUTH)	REPLACE LATERAL FUSES WITH S&C TRIPSAVER II RECLOSER.	REDUCE SUSTAINED OUTAGES ON LATERALS DUE TO TEMPORARY FAULTS.	\$ 8,500	FIRST HALF OF 2025
282	TRIPSAVER ON POLE BT40365CMT	CHATHAM TOWNSHIP (MORRIS)	REPLACE LATERAL FUSES WITH S&C TRIPSAVER II RECLOSER.	REDUCE SUSTAINED OUTAGES ON LATERALS DUE TO TEMPORARY FAULTS.	\$ 8,500	FIRST HALF OF 2025
283	TRIPSAVER ON POLE BT40367MNT	MONROE TOWNSHIP (MIDDLESEX)	REPLACE LATERAL FUSES WITH S&C TRIPSAVER II RECLOSER.	REDUCE SUSTAINED OUTAGES ON LATERALS DUE TO TEMPORARY FAULTS.	\$ 17,000	FIRST HALF OF 2025
284	TRIPSAVER ON POLE BT40371OBR	OLD BRIDGE TOWNSHIP (MIDDLESEX)	REPLACE LATERAL FUSES WITH S&C TRIPSAVER II RECLOSER.	REDUCE SUSTAINED OUTAGES ON LATERALS DUE TO TEMPORARY FAULTS.	\$ 8,500	FIRST HALF OF 2025
285	TRIPSAVER ON POLE BT40376BHT	BERKELEY HEIGHT TOWNSHIP (UNION)	REPLACE LATERAL FUSES WITH S&C TRIPSAVER II RECLOSER.	REDUCE SUSTAINED OUTAGES ON LATERALS DUE TO TEMPORARY FAULTS.	\$ 17,000	FIRST HALF OF 2025
286	TRIPSAVER ON POLE BT40379BK	BRICK TOWNSHIP (OCEAN)	REPLACE LATERAL FUSES WITH S&C TRIPSAVER II RECLOSER.	REDUCE SUSTAINED OUTAGES ON LATERALS DUE TO TEMPORARY FAULTS.	\$ 17,000	FIRST HALF OF 2025
287	TRIPSAVER ON POLE BT40380BK	BRICK TOWNSHIP (OCEAN)	REPLACE LATERAL FUSES WITH S&C TRIPSAVER II RECLOSER.	REDUCE SUSTAINED OUTAGES ON LATERALS DUE TO TEMPORARY FAULTS.	\$ 25,500	FIRST HALF OF 2025
288	TRIPSAVER ON POLE BT40380PTH	PARSIPPANY-TROY TOWNSHIP (MORRIS)	REPLACE LATERAL FUSES WITH S&C TRIPSAVER II RECLOSER.	REDUCE SUSTAINED OUTAGES ON LATERALS DUE TO TEMPORARY FAULTS.	\$ 8,500	FIRST HALF OF 2025
289	TRIPSAVER ON POLE BT40394MRT	MORRIS TOWNSHIP (MORRIS)	REPLACE LATERAL FUSES WITH S&C TRIPSAVER II RECLOSER.	REDUCE SUSTAINED OUTAGES ON LATERALS DUE TO TEMPORARY FAULTS.	\$ 8,500	FIRST HALF OF 2025
290	TRIPSAVER ON POLE BT40407EHT	EAST HANOVER TOWNSHIP (MORRIS)	REPLACE LATERAL FUSES WITH S&C TRIPSAVER II RECLOSER.	REDUCE SUSTAINED OUTAGES ON LATERALS DUE TO TEMPORARY FAULTS.	\$ 8,500	FIRST HALF OF 2025
291	TRIPSAVER ON POLE BT40413EHT	EAST HANOVER TOWNSHIP (MORRIS)	REPLACE LATERAL FUSES WITH S&C TRIPSAVER II RECLOSER.	REDUCE SUSTAINED OUTAGES ON LATERALS DUE TO TEMPORARY FAULTS.	\$ 8,500	FIRST HALF OF 2025
292	TRIPSAVER ON POLE BT40422OC	OCEAN TOWNSHIP (MONMOUTH)	REPLACE LATERAL FUSES WITH S&C TRIPSAVER II RECLOSER.	REDUCE SUSTAINED OUTAGES ON LATERALS DUE TO TEMPORARY FAULTS.	\$ 25,500	FIRST HALF OF 2025
293	TRIPSAVER ON POLE BT40425BT	BOONTON TOWNSHIP (MORRIS)	REPLACE LATERAL FUSES WITH S&C TRIPSAVER II RECLOSER.	REDUCE SUSTAINED OUTAGES ON LATERALS DUE TO TEMPORARY FAULTS.	\$ 8,500	FIRST HALF OF 2025

Location Count	LOCATION (Site No.)	TOWNSHIP (COUNTY)	DESCRIPTION	OBJECTIVE	COST ESTIMATE	PROJECTED IN-SERVICE DATE
294	TRIPSAVER ON POLE BT40426MAT	MONROE TOWNSHIP (MIDDLESEX)	REPLACE LATERAL FUSES WITH S&C TRIPSAVER II RECLOSER.	REDUCE SUSTAINED OUTAGES ON LATERALS DUE TO TEMPORARY FAULTS.	\$ 8,500	FIRST HALF OF 2025
295	TRIPSAVER ON POLE BT40440BHT	BERKELEY HEIGHT TOWNSHIP (UNION)	REPLACE LATERAL FUSES WITH S&C TRIPSAVER II RECLOSER.	REDUCE SUSTAINED OUTAGES ON LATERALS DUE TO TEMPORARY FAULTS.	\$ 8,500	FIRST HALF OF 2025
296	TRIPSAVER ON POLE BT40443MTE	MONTVILLE TOWNSHIP (MORRIS)	REPLACE LATERAL FUSES WITH S&C TRIPSAVER II RECLOSER.	REDUCE SUSTAINED OUTAGES ON LATERALS DUE TO TEMPORARY FAULTS.	\$ 8,500	FIRST HALF OF 2025
297	TRIPSAVER ON POLE BT40462SF	SPRINGFIELD TOWNSHIP (UNION)	REPLACE LATERAL FUSES WITH S&C TRIPSAVER II RECLOSER.	REDUCE SUSTAINED OUTAGES ON LATERALS DUE TO TEMPORARY FAULTS.	\$ 25,500	FIRST HALF OF 2025
298	TRIPSAVER ON POLE BT40473BHT	BERKELEY HEIGHT TOWNSHIP (UNION)	REPLACE LATERAL FUSES WITH S&C TRIPSAVER II RECLOSER.	REDUCE SUSTAINED OUTAGES ON LATERALS DUE TO TEMPORARY FAULTS.	\$ 8,500	FIRST HALF OF 2025
299	TRIPSAVER ON POLE BT40477BHT	BERKELEY HEIGHT TOWNSHIP (UNION)	REPLACE LATERAL FUSES WITH S&C TRIPSAVER II RECLOSER.	REDUCE SUSTAINED OUTAGES ON LATERALS DUE TO TEMPORARY FAULTS.	\$ 8,500	FIRST HALF OF 2025
300	TRIPSAVER ON POLE BT40483CMT	CHATHAM TOWNSHIP (MORRIS)	REPLACE LATERAL FUSES WITH S&C TRIPSAVER II RECLOSER.	REDUCE SUSTAINED OUTAGES ON LATERALS DUE TO TEMPORARY FAULTS.	\$ 25,500	FIRST HALF OF 2025
301	TRIPSAVER ON POLE BT40503EHT	EAST HANOVER TOWNSHIP (MORRIS)	REPLACE LATERAL FUSES WITH S&C TRIPSAVER II RECLOSER.	REDUCE SUSTAINED OUTAGES ON LATERALS DUE TO TEMPORARY FAULTS.	\$ 17,000	FIRST HALF OF 2025
302	TRIPSAVER ON POLE BT40535PA	PLUMSTED TOWNSHIP (OCEAN)	REPLACE LATERAL FUSES WITH S&C TRIPSAVER II RECLOSER.	REDUCE SUSTAINED OUTAGES ON LATERALS DUE TO TEMPORARY FAULTS.	\$ 8,500	FIRST HALF OF 2025
303	TRIPSAVER ON POLE BT40538FPB	FLORHAM PARK BOROUGH (MORRIS)	REPLACE LATERAL FUSES WITH S&C TRIPSAVER II RECLOSER.	REDUCE SUSTAINED OUTAGES ON LATERALS DUE TO TEMPORARY FAULTS.	\$ 25,500	FIRST HALF OF 2025
304	TRIPSAVER ON POLE BT40539PA	PLUMSTED TOWNSHIP (OCEAN)	REPLACE LATERAL FUSES WITH S&C TRIPSAVER II RECLOSER.	REDUCE SUSTAINED OUTAGES ON LATERALS DUE TO TEMPORARY FAULTS.	\$ 25,500	FIRST HALF OF 2025
305	TRIPSAVER ON POLE BT40549PCT	LONG HILL TOWNSHIP (MORRIS)	REPLACE LATERAL FUSES WITH S&C TRIPSAVER II RECLOSER.	REDUCE SUSTAINED OUTAGES ON LATERALS DUE TO TEMPORARY FAULTS.	\$ 8,500	FIRST HALF OF 2025
306	TRIPSAVER ON POLE BT40556MNL	MOUNTAIN LAKES BOROUGH (MORRIS)	REPLACE LATERAL FUSES WITH S&C TRIPSAVER II RECLOSER.	REDUCE SUSTAINED OUTAGES ON LATERALS DUE TO TEMPORARY FAULTS.	\$ 8,500	FIRST HALF OF 2025
307	TRIPSAVER ON POLE BT40565NH	NEW HANOVER TOWNSHIP (BURLINGTON)	REPLACE LATERAL FUSES WITH S&C TRIPSAVER II RECLOSER.	REDUCE SUSTAINED OUTAGES ON LATERALS DUE TO TEMPORARY FAULTS.	\$ 8,500	FIRST HALF OF 2025
308	TRIPSAVER ON POLE BT40579PCT	LONG HILL TOWNSHIP (MORRIS)	REPLACE LATERAL FUSES WITH S&C TRIPSAVER II RECLOSER.	REDUCE SUSTAINED OUTAGES ON LATERALS DUE TO TEMPORARY FAULTS.	\$ 8,500	FIRST HALF OF 2025
309	TRIPSAVER ON POLE BT40580PCT	LONG HILL TOWNSHIP (MORRIS)	REPLACE LATERAL FUSES WITH S&C TRIPSAVER II RECLOSER.	REDUCE SUSTAINED OUTAGES ON LATERALS DUE TO TEMPORARY FAULTS.	\$ 8,500	FIRST HALF OF 2025
310	TRIPSAVER ON POLE BT40593MNL	MOUNTAIN LAKES BOROUGH (MORRIS)	REPLACE LATERAL FUSES WITH S&C TRIPSAVER II RECLOSER.	REDUCE SUSTAINED OUTAGES ON LATERALS DUE TO TEMPORARY FAULTS.	\$ 8,500	FIRST HALF OF 2025
311	TRIPSAVER ON POLE BT4059WLT	WALL TOWNSHIP (MONMOUTH)	REPLACE LATERAL FUSES WITH S&C TRIPSAVER II RECLOSER.	REDUCE SUSTAINED OUTAGES ON LATERALS DUE TO TEMPORARY FAULTS.	\$ 25,500	FIRST HALF OF 2025
312	TRIPSAVER ON POLE BT40601MNL	MOUNTAIN LAKES BOROUGH (MORRIS)	REPLACE LATERAL FUSES WITH S&C TRIPSAVER II RECLOSER.	REDUCE SUSTAINED OUTAGES ON LATERALS DUE TO TEMPORARY FAULTS.	\$ 8,500	FIRST HALF OF 2025
313	TRIPSAVER ON POLE BT40604MNL	MOUNTAIN LAKES BOROUGH (MORRIS)	REPLACE LATERAL FUSES WITH S&C TRIPSAVER II RECLOSER.	REDUCE SUSTAINED OUTAGES ON LATERALS DUE TO TEMPORARY FAULTS.	\$ 8,500	FIRST HALF OF 2025
314	TRIPSAVER ON POLE BT40606PM	PEMBERTON TOWNSHIP (BURLINGTON)	REPLACE LATERAL FUSES WITH S&C TRIPSAVER II RECLOSER.	REDUCE SUSTAINED OUTAGES ON LATERALS DUE TO TEMPORARY FAULTS.	\$ 8,500	FIRST HALF OF 2025
315	TRIPSAVER ON POLE BT40614SF	SPRINGFIELD TOWNSHIP (UNION)	REPLACE LATERAL FUSES WITH S&C TRIPSAVER II RECLOSER.	REDUCE SUSTAINED OUTAGES ON LATERALS DUE TO TEMPORARY FAULTS.	\$ 17,000	FIRST HALF OF 2025
316	TRIPSAVER ON POLE BT40644NPT	NEPTUNE TOWNSHIP (MONMOUTH)	REPLACE LATERAL FUSES WITH S&C TRIPSAVER II RECLOSER.	REDUCE SUSTAINED OUTAGES ON LATERALS DUE TO TEMPORARY FAULTS.	\$ 8,500	FIRST HALF OF 2025
317	TRIPSAVER ON POLE BT40652NC	NEPTUNE CITY BOROUGH (MONMOUTH)	REPLACE LATERAL FUSES WITH S&C TRIPSAVER II RECLOSER.	REDUCE SUSTAINED OUTAGES ON LATERALS DUE TO TEMPORARY FAULTS.	\$ 17,000	FIRST HALF OF 2025
318	TRIPSAVER ON POLE BT40683NPT	NEPTUNE TOWNSHIP (MONMOUTH)	REPLACE LATERAL FUSES WITH S&C TRIPSAVER II RECLOSER.	REDUCE SUSTAINED OUTAGES ON LATERALS DUE TO TEMPORARY FAULTS.	\$ 17,000	FIRST HALF OF 2025
319	TRIPSAVER ON POLE BT40689HR	HANOVER TOWNSHIP (MORRIS)	REPLACE LATERAL FUSES WITH S&C TRIPSAVER II RECLOSER.	REDUCE SUSTAINED OUTAGES ON LATERALS DUE TO TEMPORARY FAULTS.	\$ 8,500	FIRST HALF OF 2025
320	TRIPSAVER ON POLE BT40712BT	BOONTON TOWNSHIP (MORRIS)	REPLACE LATERAL FUSES WITH S&C TRIPSAVER II RECLOSER.	REDUCE SUSTAINED OUTAGES ON LATERALS DUE TO TEMPORARY FAULTS.	\$ 8,500	FIRST HALF OF 2025

Location Count	LOCATION (Site No.)	TOWNSHIP (COUNTY)	DESCRIPTION	OBJECTIVE	COST ESTIMATE	PROJECTED IN-SERVICE DATE
321	TRIPSAVER ON POLE BT40712OC	OCEAN TOWNSHIP (MONMOUTH)	REPLACE LATERAL FUSES WITH S&C TRIPSAVER II RECLOSER.	REDUCE SUSTAINED OUTAGES ON LATERALS DUE TO TEMPORARY FAULTS.	\$ 8,500	FIRST HALF OF 2025
322	TRIPSAVER ON POLE BT40712PCT	LONG HILL TOWNSHIP (MORRIS)	REPLACE LATERAL FUSES WITH S&C TRIPSAVER II RECLOSER.	REDUCE SUSTAINED OUTAGES ON LATERALS DUE TO TEMPORARY FAULTS.	\$ 25,500	FIRST HALF OF 2025
323	TRIPSAVER ON POLE BT40718MDT	MIDDLETOWN TOWNSHIP (MONMOUTH)	REPLACE LATERAL FUSES WITH S&C TRIPSAVER II RECLOSER.	REDUCE SUSTAINED OUTAGES ON LATERALS DUE TO TEMPORARY FAULTS.	\$ 8,500	FIRST HALF OF 2025
324	TRIPSAVER ON POLE BT40749BK	BRICK TOWNSHIP (OCEAN)	REPLACE LATERAL FUSES WITH S&C TRIPSAVER II RECLOSER.	REDUCE SUSTAINED OUTAGES ON LATERALS DUE TO TEMPORARY FAULTS.	\$ 17,000	FIRST HALF OF 2025
325	TRIPSAVER ON POLE BT40754HR	HANOVER TOWNSHIP (MORRIS)	REPLACE LATERAL FUSES WITH S&C TRIPSAVER II RECLOSER.	REDUCE SUSTAINED OUTAGES ON LATERALS DUE TO TEMPORARY FAULTS.	\$ 8,500	FIRST HALF OF 2025
326	TRIPSAVER ON POLE BT4075BV	BERNARDS TOWNSHIP (SOMERSET)	REPLACE LATERAL FUSES WITH S&C TRIPSAVER II RECLOSER.	REDUCE SUSTAINED OUTAGES ON LATERALS DUE TO TEMPORARY FAULTS.	\$ 8,500	FIRST HALF OF 2025
327	TRIPSAVER ON POLE BT40766M	MORRISTOWN TOWN (MORRIS)	REPLACE LATERAL FUSES WITH S&C TRIPSAVER II RECLOSER.	REDUCE SUSTAINED OUTAGES ON LATERALS DUE TO TEMPORARY FAULTS.	\$ 8,500	FIRST HALF OF 2025
328	TRIPSAVER ON POLE BT40771BK	BRICK TOWNSHIP (OCEAN)	REPLACE LATERAL FUSES WITH S&C TRIPSAVER II RECLOSER.	REDUCE SUSTAINED OUTAGES ON LATERALS DUE TO TEMPORARY FAULTS.	\$ 17,000	FIRST HALF OF 2025
329	TRIPSAVER ON POLE BT40798BK	BRICK TOWNSHIP (OCEAN)	REPLACE LATERAL FUSES WITH S&C TRIPSAVER II RECLOSER.	REDUCE SUSTAINED OUTAGES ON LATERALS DUE TO TEMPORARY FAULTS.	\$ 25,500	FIRST HALF OF 2025
330	TRIPSAVER ON POLE BT40813HR	HANOVER TOWNSHIP (MORRIS)	REPLACE LATERAL FUSES WITH S&C TRIPSAVER II RECLOSER.	REDUCE SUSTAINED OUTAGES ON LATERALS DUE TO TEMPORARY FAULTS.	\$ 25,500	FIRST HALF OF 2025
331	TRIPSAVER ON POLE BT40819MNL	MOUNTAIN LAKES BOROUGH (MORRIS)	REPLACE LATERAL FUSES WITH S&C TRIPSAVER II RECLOSER.	REDUCE SUSTAINED OUTAGES ON LATERALS DUE TO TEMPORARY FAULTS.	\$ 8,500	FIRST HALF OF 2025
332	TRIPSAVER ON POLE BT40830MRT	MORRIS TOWNSHIP (MORRIS)	REPLACE LATERAL FUSES WITH S&C TRIPSAVER II RECLOSER.	REDUCE SUSTAINED OUTAGES ON LATERALS DUE TO TEMPORARY FAULTS.	\$ 8,500	FIRST HALF OF 2025
333	TRIPSAVER ON POLE BT40858MNL	MOUNTAIN LAKES BOROUGH (MORRIS)	REPLACE LATERAL FUSES WITH S&C TRIPSAVER II RECLOSER.	REDUCE SUSTAINED OUTAGES ON LATERALS DUE TO TEMPORARY FAULTS.	\$ 25,500	FIRST HALF OF 2025
334	TRIPSAVER ON POLE BT40860MAR	MARLBORO TOWNSHIP (MONMOUTH)	REPLACE LATERAL FUSES WITH S&C TRIPSAVER II RECLOSER.	REDUCE SUSTAINED OUTAGES ON LATERALS DUE TO TEMPORARY FAULTS.	\$ 17,000	FIRST HALF OF 2025
335	TRIPSAVER ON POLE BT40869LBR	LONG BRANCH CITY (MONMOUTH)	REPLACE LATERAL FUSES WITH S&C TRIPSAVER II RECLOSER.	REDUCE SUSTAINED OUTAGES ON LATERALS DUE TO TEMPORARY FAULTS.	\$ 8,500	FIRST HALF OF 2025
336	TRIPSAVER ON POLE BT40919CM	CHATHAM BOROUGH (MORRIS)	REPLACE LATERAL FUSES WITH S&C TRIPSAVER II RECLOSER.	REDUCE SUSTAINED OUTAGES ON LATERALS DUE TO TEMPORARY FAULTS.	\$ 8,500	FIRST HALF OF 2025
337	TRIPSAVER ON POLE BT40954MDT	MIDDLETOWN TOWNSHIP (MONMOUTH)	REPLACE LATERAL FUSES WITH S&C TRIPSAVER II RECLOSER.	REDUCE SUSTAINED OUTAGES ON LATERALS DUE TO TEMPORARY FAULTS.	\$ 8,500	FIRST HALF OF 2025
338	TRIPSAVER ON POLE BT40969CM	CHATHAM BOROUGH (MORRIS)	REPLACE LATERAL FUSES WITH S&C TRIPSAVER II RECLOSER.	REDUCE SUSTAINED OUTAGES ON LATERALS DUE TO TEMPORARY FAULTS.	\$ 8,500	FIRST HALF OF 2025
339	TRIPSAVER ON POLE BT41080PTH	PARSIPPANY-TROY TOWNSHIP (MORRIS)	REPLACE LATERAL FUSES WITH S&C TRIPSAVER II RECLOSER.	REDUCE SUSTAINED OUTAGES ON LATERALS DUE TO TEMPORARY FAULTS.	\$ 17,000	FIRST HALF OF 2025
340	TRIPSAVER ON POLE BT41128WLT	WALL TOWNSHIP (MONMOUTH)	REPLACE LATERAL FUSES WITH S&C TRIPSAVER II RECLOSER.	REDUCE SUSTAINED OUTAGES ON LATERALS DUE TO TEMPORARY FAULTS.	\$ 25,500	FIRST HALF OF 2025
341	TRIPSAVER ON POLE BT41155WLT	WALL TOWNSHIP (MONMOUTH)	REPLACE LATERAL FUSES WITH S&C TRIPSAVER II RECLOSER.	REDUCE SUSTAINED OUTAGES ON LATERALS DUE TO TEMPORARY FAULTS.	\$ 25,500	FIRST HALF OF 2025
342	TRIPSAVER ON POLE BT41167WLT	WALL TOWNSHIP (MONMOUTH)	REPLACE LATERAL FUSES WITH S&C TRIPSAVER II RECLOSER.	REDUCE SUSTAINED OUTAGES ON LATERALS DUE TO TEMPORARY FAULTS.	\$ 25,500	FIRST HALF OF 2025
343	TRIPSAVER ON POLE BT41217PTH	PARSIPPANY-TROY TOWNSHIP (MORRIS)	REPLACE LATERAL FUSES WITH S&C TRIPSAVER II RECLOSER.	REDUCE SUSTAINED OUTAGES ON LATERALS DUE TO TEMPORARY FAULTS.	\$ 8,500	FIRST HALF OF 2025
344	TRIPSAVER ON POLE BT41304LBR	LONG BRANCH CITY (MONMOUTH)	REPLACE LATERAL FUSES WITH S&C TRIPSAVER II RECLOSER.	REDUCE SUSTAINED OUTAGES ON LATERALS DUE TO TEMPORARY FAULTS.	\$ 8,500	FIRST HALF OF 2025
345	TRIPSAVER ON POLE BT4133BK	BRICK TOWNSHIP (OCEAN)	REPLACE LATERAL FUSES WITH S&C TRIPSAVER II RECLOSER.	REDUCE SUSTAINED OUTAGES ON LATERALS DUE TO TEMPORARY FAULTS.	\$ 17,000	FIRST HALF OF 2025
346	TRIPSAVER ON POLE BT41367PTH	PARSIPPANY-TROY TOWNSHIP (MORRIS)	REPLACE LATERAL FUSES WITH S&C TRIPSAVER II RECLOSER.	REDUCE SUSTAINED OUTAGES ON LATERALS DUE TO TEMPORARY FAULTS.	\$ 8,500	FIRST HALF OF 2025
347	TRIPSAVER ON POLE BT41396PTH	PARSIPPANY-TROY TOWNSHIP (MORRIS)	REPLACE LATERAL FUSES WITH S&C TRIPSAVER II RECLOSER.	REDUCE SUSTAINED OUTAGES ON LATERALS DUE TO TEMPORARY FAULTS.	\$ 25,500	FIRST HALF OF 2025

Location Count	LOCATION (Site No.)	TOWNSHIP (COUNTY)	DESCRIPTION	OBJECTIVE	COST ESTIMATE	PROJECTED IN-SERVICE DATE
348	TRIPSAVER ON POLE BT41489WLT	WALL TOWNSHIP (MONMOUTH)	REPLACE LATERAL FUSES WITH S&C TRIPSAVER II RECLOSER.	REDUCE SUSTAINED OUTAGES ON LATERALS DUE TO TEMPORARY FAULTS.	\$ 25,500	FIRST HALF OF 2025
349	TRIPSAVER ON POLE BT41518WLT	WALL TOWNSHIP (MONMOUTH)	REPLACE LATERAL FUSES WITH S&C TRIPSAVER II RECLOSER.	REDUCE SUSTAINED OUTAGES ON LATERALS DUE TO TEMPORARY FAULTS.	\$ 8,500	FIRST HALF OF 2025
350	TRIPSAVER ON POLE BT41632MLN	MILLBURN TOWNSHIP (ESSEX)	REPLACE LATERAL FUSES WITH S&C TRIPSAVER II RECLOSER.	REDUCE SUSTAINED OUTAGES ON LATERALS DUE TO TEMPORARY FAULTS.	\$ 8,500	FIRST HALF OF 2025
351	TRIPSAVER ON POLE BT41636MRT	MORRIS TOWNSHIP (MORRIS)	REPLACE LATERAL FUSES WITH S&C TRIPSAVER II RECLOSER.	REDUCE SUSTAINED OUTAGES ON LATERALS DUE TO TEMPORARY FAULTS.	\$ 25,500	FIRST HALF OF 2025
352	TRIPSAVER ON POLE BT41739WLT	WALL TOWNSHIP (MONMOUTH)	REPLACE LATERAL FUSES WITH S&C TRIPSAVER II RECLOSER.	REDUCE SUSTAINED OUTAGES ON LATERALS DUE TO TEMPORARY FAULTS.	\$ 17,000	FIRST HALF OF 2025
353	TRIPSAVER ON POLE BT41771MDT	MIDDLETOWN TOWNSHIP (MONMOUTH)	REPLACE LATERAL FUSES WITH S&C TRIPSAVER II RECLOSER.	REDUCE SUSTAINED OUTAGES ON LATERALS DUE TO TEMPORARY FAULTS.	\$ 8,500	FIRST HALF OF 2025
354	TRIPSAVER ON POLE BT41919PTH	PARSIPPANY-TROY TOWNSHIP (MORRIS)	REPLACE LATERAL FUSES WITH S&C TRIPSAVER II RECLOSER.	REDUCE SUSTAINED OUTAGES ON LATERALS DUE TO TEMPORARY FAULTS.	\$ 25,500	FIRST HALF OF 2025
355	TRIPSAVER ON POLE BT4202BK	BRICK TOWNSHIP (OCEAN)	REPLACE LATERAL FUSES WITH S&C TRIPSAVER II RECLOSER.	REDUCE SUSTAINED OUTAGES ON LATERALS DUE TO TEMPORARY FAULTS.	\$ 17,000	FIRST HALF OF 2025
356	TRIPSAVER ON POLE BT4220DVT	TOMS RIVER TOWNSHIP (OCEAN)	REPLACE LATERAL FUSES WITH S&C TRIPSAVER II RECLOSER.	REDUCE SUSTAINED OUTAGES ON LATERALS DUE TO TEMPORARY FAULTS.	\$ 25,500	FIRST HALF OF 2025
357	TRIPSAVER ON POLE BT423PTH	PARSIPPANY-TROY TOWNSHIP (MORRIS)	REPLACE LATERAL FUSES WITH S&C TRIPSAVER II RECLOSER.	REDUCE SUSTAINED OUTAGES ON LATERALS DUE TO TEMPORARY FAULTS.	\$ 8,500	FIRST HALF OF 2025
358	TRIPSAVER ON POLE BT4301MDT	MIDDLETOWN TOWNSHIP (MONMOUTH)	REPLACE LATERAL FUSES WITH S&C TRIPSAVER II RECLOSER.	REDUCE SUSTAINED OUTAGES ON LATERALS DUE TO TEMPORARY FAULTS.	\$ 17,000	FIRST HALF OF 2025
359	TRIPSAVER ON POLE BT4314BV	BERNARDS TOWNSHIP (SOMERSET)	REPLACE LATERAL FUSES WITH S&C TRIPSAVER II RECLOSER.	REDUCE SUSTAINED OUTAGES ON LATERALS DUE TO TEMPORARY FAULTS.	\$ 8,500	FIRST HALF OF 2025
360	TRIPSAVER ON POLE BT4319MDT	MIDDLETOWN TOWNSHIP (MONMOUTH)	REPLACE LATERAL FUSES WITH S&C TRIPSAVER II RECLOSER.	REDUCE SUSTAINED OUTAGES ON LATERALS DUE TO TEMPORARY FAULTS.	\$ 8,500	FIRST HALF OF 2025
361	TRIPSAVER ON POLE BT4348MDT	MIDDLETOWN TOWNSHIP (MONMOUTH)	REPLACE LATERAL FUSES WITH S&C TRIPSAVER II RECLOSER.	REDUCE SUSTAINED OUTAGES ON LATERALS DUE TO TEMPORARY FAULTS.	\$ 8,500	FIRST HALF OF 2025
362	TRIPSAVER ON POLE BT4357MDT	MIDDLETOWN TOWNSHIP (MONMOUTH)	REPLACE LATERAL FUSES WITH S&C TRIPSAVER II RECLOSER.	REDUCE SUSTAINED OUTAGES ON LATERALS DUE TO TEMPORARY FAULTS.	\$ 25,500	FIRST HALF OF 2025
363	TRIPSAVER ON POLE BT4391BK	BRICK TOWNSHIP (OCEAN)	REPLACE LATERAL FUSES WITH S&C TRIPSAVER II RECLOSER.	REDUCE SUSTAINED OUTAGES ON LATERALS DUE TO TEMPORARY FAULTS.	\$ 17,000	SECOND HALF OF 2025
364	TRIPSAVER ON POLE BT441MSB	MOUNTAINSIDE BOROUGH (UNION)	REPLACE LATERAL FUSES WITH S&C TRIPSAVER II RECLOSER.	REDUCE SUSTAINED OUTAGES ON LATERALS DUE TO TEMPORARY FAULTS.	\$ 25,500	SECOND HALF OF 2025
365	TRIPSAVER ON POLE BT44MM	MENDHAM BOROUGH (MORRIS)	REPLACE LATERAL FUSES WITH S&C TRIPSAVER II RECLOSER.	REDUCE SUSTAINED OUTAGES ON LATERALS DUE TO TEMPORARY FAULTS.	\$ 8,500	SECOND HALF OF 2025
366	TRIPSAVER ON POLE BT44SP0402	CHESTERFIELD TOWNSHIP (BURLINGTON)	REPLACE LATERAL FUSES WITH S&C TRIPSAVER II RECLOSER.	REDUCE SUSTAINED OUTAGES ON LATERALS DUE TO TEMPORARY FAULTS.	\$ 8,500	SECOND HALF OF 2025
367	TRIPSAVER ON POLE BT45044IH	ISLAND HEIGHTS BOROUGH (OCEAN)	REPLACE LATERAL FUSES WITH S&C TRIPSAVER II RECLOSER.	REDUCE SUSTAINED OUTAGES ON LATERALS DUE TO TEMPORARY FAULTS.	\$ 25,500	SECOND HALF OF 2025
368	TRIPSAVER ON POLE BT455PTH	PARSIPPANY-TROY TOWNSHIP (MORRIS)	REPLACE LATERAL FUSES WITH S&C TRIPSAVER II RECLOSER.	REDUCE SUSTAINED OUTAGES ON LATERALS DUE TO TEMPORARY FAULTS.	\$ 25,500	SECOND HALF OF 2025
369	TRIPSAVER ON POLE BT45668DVT	TOMS RIVER TOWNSHIP (OCEAN)	REPLACE LATERAL FUSES WITH S&C TRIPSAVER II RECLOSER.	REDUCE SUSTAINED OUTAGES ON LATERALS DUE TO TEMPORARY FAULTS.	\$ 17,000	SECOND HALF OF 2025
370	TRIPSAVER ON POLE BT4626HL	HOWELL TOWNSHIP (MONMOUTH)	REPLACE LATERAL FUSES WITH S&C TRIPSAVER II RECLOSER.	REDUCE SUSTAINED OUTAGES ON LATERALS DUE TO TEMPORARY FAULTS.	\$ 8,500	SECOND HALF OF 2025
371	TRIPSAVER ON POLE BT4659BK	BRICK TOWNSHIP (OCEAN)	REPLACE LATERAL FUSES WITH S&C TRIPSAVER II RECLOSER.	REDUCE SUSTAINED OUTAGES ON LATERALS DUE TO TEMPORARY FAULTS.	\$ 25,500	SECOND HALF OF 2025
372	TRIPSAVER ON POLE BT46LAC	LACEY TOWNSHIP (OCEAN)	REPLACE LATERAL FUSES WITH S&C TRIPSAVER II RECLOSER.	REDUCE SUSTAINED OUTAGES ON LATERALS DUE TO TEMPORARY FAULTS.	\$ 25,500	SECOND HALF OF 2025
373	TRIPSAVER ON POLE BT4763JK	JACKSON TOWNSHIP (OCEAN)	REPLACE LATERAL FUSES WITH S&C TRIPSAVER II RECLOSER.	REDUCE SUSTAINED OUTAGES ON LATERALS DUE TO TEMPORARY FAULTS.	\$ 8,500	SECOND HALF OF 2025
374	TRIPSAVER ON POLE BT4794DVT	TOMS RIVER TOWNSHIP (OCEAN)	REPLACE LATERAL FUSES WITH S&C TRIPSAVER II RECLOSER.	REDUCE SUSTAINED OUTAGES ON LATERALS DUE TO TEMPORARY FAULTS.	\$ 17,000	SECOND HALF OF 2025

Location Count	LOCATION (Site No.)	TOWNSHIP (COUNTY)	DESCRIPTION	OBJECTIVE	COST ESTIMATE	PROJECTED IN-SERVICE DATE
375	TRIPSAVER ON POLE BT4832MDT	MIDDLETOWN TOWNSHIP (MONMOUTH)	REPLACE LATERAL FUSES WITH S&C TRIPSAVER II RECLOSER.	REDUCE SUSTAINED OUTAGES ON LATERALS DUE TO TEMPORARY FAULTS.	\$ 17,000	SECOND HALF OF 2025
376	TRIPSAVER ON POLE BT4850MDT	MIDDLETOWN TOWNSHIP (MONMOUTH)	REPLACE LATERAL FUSES WITH S&C TRIPSAVER II RECLOSER.	REDUCE SUSTAINED OUTAGES ON LATERALS DUE TO TEMPORARY FAULTS.	\$ 25,500	SECOND HALF OF 2025
377	TRIPSAVER ON POLE BT488WLB	WEST LONG BRANCH BOROUGH (MONMOUTH)	REPLACE LATERAL FUSES WITH S&C TRIPSAVER II RECLOSER.	REDUCE SUSTAINED OUTAGES ON LATERALS DUE TO TEMPORARY FAULTS.	\$ 8,500	SECOND HALF OF 2025
378	TRIPSAVER ON POLE BT4897BK	BRICK TOWNSHIP (OCEAN)	REPLACE LATERAL FUSES WITH S&C TRIPSAVER II RECLOSER.	REDUCE SUSTAINED OUTAGES ON LATERALS DUE TO TEMPORARY FAULTS.	\$ 17,000	SECOND HALF OF 2025
379	TRIPSAVER ON POLE BT492PK	PEQUANNOCK TOWNSHIP (MORRIS)	REPLACE LATERAL FUSES WITH S&C TRIPSAVER II RECLOSER.	REDUCE SUSTAINED OUTAGES ON LATERALS DUE TO TEMPORARY FAULTS.	\$ 8,500	SECOND HALF OF 2025
380	TRIPSAVER ON POLE BT49HR	HANOVER TOWNSHIP (MORRIS)	REPLACE LATERAL FUSES WITH S&C TRIPSAVER II RECLOSER.	REDUCE SUSTAINED OUTAGES ON LATERALS DUE TO TEMPORARY FAULTS.	\$ 25,500	SECOND HALF OF 2025
381	TRIPSAVER ON POLE BT5054MDT	MIDDLETOWN TOWNSHIP (MONMOUTH)	REPLACE LATERAL FUSES WITH S&C TRIPSAVER II RECLOSER.	REDUCE SUSTAINED OUTAGES ON LATERALS DUE TO TEMPORARY FAULTS.	\$ 8,500	SECOND HALF OF 2025
382	TRIPSAVER ON POLE BT511NPE	NEW PROVIDENCE BOROUGH (UNION)	REPLACE LATERAL FUSES WITH S&C TRIPSAVER II RECLOSER.	REDUCE SUSTAINED OUTAGES ON LATERALS DUE TO TEMPORARY FAULTS.	\$ 17,000	SECOND HALF OF 2025
383	TRIPSAVER ON POLE BT51260LVT	LIVINGSTON TOWNSHIP (ESSEX)	REPLACE LATERAL FUSES WITH S&C TRIPSAVER II RECLOSER.	REDUCE SUSTAINED OUTAGES ON LATERALS DUE TO TEMPORARY FAULTS.	\$ 8,500	SECOND HALF OF 2025
384	TRIPSAVER ON POLE BT5241MDT	MIDDLETOWN TOWNSHIP (MONMOUTH)	REPLACE LATERAL FUSES WITH S&C TRIPSAVER II RECLOSER.	REDUCE SUSTAINED OUTAGES ON LATERALS DUE TO TEMPORARY FAULTS.	\$ 25,500	SECOND HALF OF 2025
385	TRIPSAVER ON POLE BT5250HL	HOWELL TOWNSHIP (MONMOUTH)	REPLACE LATERAL FUSES WITH S&C TRIPSAVER II RECLOSER.	REDUCE SUSTAINED OUTAGES ON LATERALS DUE TO TEMPORARY FAULTS.	\$ 17,000	SECOND HALF OF 2025
386	TRIPSAVER ON POLE BT526CMT	CHATHAM TOWNSHIP (MORRIS)	REPLACE LATERAL FUSES WITH S&C TRIPSAVER II RECLOSER.	REDUCE SUSTAINED OUTAGES ON LATERALS DUE TO TEMPORARY FAULTS.	\$ 25,500	SECOND HALF OF 2025
387	TRIPSAVER ON POLE BT528MAT	MATAWAN BOROUGH (MONMOUTH)	REPLACE LATERAL FUSES WITH S&C TRIPSAVER II RECLOSER.	REDUCE SUSTAINED OUTAGES ON LATERALS DUE TO TEMPORARY FAULTS.	\$ 8,500	SECOND HALF OF 2025
388	TRIPSAVER ON POLE BT530WLB	WEST LONG BRANCH BOROUGH (MONMOUTH)	REPLACE LATERAL FUSES WITH S&C TRIPSAVER II RECLOSER.	REDUCE SUSTAINED OUTAGES ON LATERALS DUE TO TEMPORARY FAULTS.	\$ 8,500	SECOND HALF OF 2025
389	TRIPSAVER ON POLE BT547CMT	CHATHAM TOWNSHIP (MORRIS)	REPLACE LATERAL FUSES WITH S&C TRIPSAVER II RECLOSER.	REDUCE SUSTAINED OUTAGES ON LATERALS DUE TO TEMPORARY FAULTS.	\$ 25,500	SECOND HALF OF 2025
390	TRIPSAVER ON POLE BT5484HL	HOWELL TOWNSHIP (MONMOUTH)	REPLACE LATERAL FUSES WITH S&C TRIPSAVER II RECLOSER.	REDUCE SUSTAINED OUTAGES ON LATERALS DUE TO TEMPORARY FAULTS.	\$ 25,500	SECOND HALF OF 2025
391	TRIPSAVER ON POLE BT55001WLT	WALL TOWNSHIP (MONMOUTH)	REPLACE LATERAL FUSES WITH S&C TRIPSAVER II RECLOSER.	REDUCE SUSTAINED OUTAGES ON LATERALS DUE TO TEMPORARY FAULTS.	\$ 8,500	SECOND HALF OF 2025
392	TRIPSAVER ON POLE BT5521MDT	MIDDLETOWN TOWNSHIP (MONMOUTH)	REPLACE LATERAL FUSES WITH S&C TRIPSAVER II RECLOSER.	REDUCE SUSTAINED OUTAGES ON LATERALS DUE TO TEMPORARY FAULTS.	\$ 17,000	SECOND HALF OF 2025
393	TRIPSAVER ON POLE BT5575MDT	MIDDLETOWN TOWNSHIP (MONMOUTH)	REPLACE LATERAL FUSES WITH S&C TRIPSAVER II RECLOSER.	REDUCE SUSTAINED OUTAGES ON LATERALS DUE TO TEMPORARY FAULTS.	\$ 8,500	SECOND HALF OF 2025
394	TRIPSAVER ON POLE BT557EHT	EAST HANOVER TOWNSHIP (MORRIS)	REPLACE LATERAL FUSES WITH S&C TRIPSAVER II RECLOSER.	REDUCE SUSTAINED OUTAGES ON LATERALS DUE TO TEMPORARY FAULTS.	\$ 25,500	SECOND HALF OF 2025
395	TRIPSAVER ON POLE BT569MM	MENDHAM BOROUGH (MORRIS)	REPLACE LATERAL FUSES WITH S&C TRIPSAVER II RECLOSER.	REDUCE SUSTAINED OUTAGES ON LATERALS DUE TO TEMPORARY FAULTS.	\$ 8,500	SECOND HALF OF 2025
396	TRIPSAVER ON POLE BT577R	RINGWOOD BOROUGH (PASSIAC)	REPLACE LATERAL FUSES WITH S&C TRIPSAVER II RECLOSER.	REDUCE SUSTAINED OUTAGES ON LATERALS DUE TO TEMPORARY FAULTS.	\$ 17,000	SECOND HALF OF 2025
397	TRIPSAVER ON POLE BT5798MDT	MIDDLETOWN TOWNSHIP (MONMOUTH)	REPLACE LATERAL FUSES WITH S&C TRIPSAVER II RECLOSER.	REDUCE SUSTAINED OUTAGES ON LATERALS DUE TO TEMPORARY FAULTS.	\$ 8,500	SECOND HALF OF 2025
398	TRIPSAVER ON POLE BT57HGT	HIGHTSTOWN BOROUGH (MERCER)	REPLACE LATERAL FUSES WITH S&C TRIPSAVER II RECLOSER.	REDUCE SUSTAINED OUTAGES ON LATERALS DUE TO TEMPORARY FAULTS.	\$ 8,500	SECOND HALF OF 2025
399	TRIPSAVER ON POLE BT592PPB	POINT PLEASANT BOROUGH (OCEAN)	REPLACE LATERAL FUSES WITH S&C TRIPSAVER II RECLOSER.	REDUCE SUSTAINED OUTAGES ON LATERALS DUE TO TEMPORARY FAULTS.	\$ 17,000	SECOND HALF OF 2025
400	TRIPSAVER ON POLE BT5953MDT	MIDDLETOWN TOWNSHIP (MONMOUTH)	REPLACE LATERAL FUSES WITH S&C TRIPSAVER II RECLOSER.	REDUCE SUSTAINED OUTAGES ON LATERALS DUE TO TEMPORARY FAULTS.	\$ 8,500	SECOND HALF OF 2025
401	TRIPSAVER ON POLE BT59ML	MINE HILL TOWNSHIP (MORRIS)	REPLACE LATERAL FUSES WITH S&C TRIPSAVER II RECLOSER.	REDUCE SUSTAINED OUTAGES ON LATERALS DUE TO TEMPORARY FAULTS.	\$ 25,500	SECOND HALF OF 2025

Location Count	LOCATION (Site No.)	TOWNSHIP (COUNTY)	DESCRIPTION	OBJECTIVE	COST ESTIMATE	PROJECTED IN-SERVICE DATE
402	TRIPSAVER ON POLE BT60012FH	FAIR HAVEN BOROUGH (MONMOUTH)	REPLACE LATERAL FUSES WITH S&C TRIPSAVER II RECLOSER.	REDUCE SUSTAINED OUTAGES ON LATERALS DUE TO TEMPORARY FAULTS.	\$ 8,500	SECOND HALF OF 2025
403	TRIPSAVER ON POLE BT60015FH	FAIR HAVEN BOROUGH (MONMOUTH)	REPLACE LATERAL FUSES WITH S&C TRIPSAVER II RECLOSER.	REDUCE SUSTAINED OUTAGES ON LATERALS DUE TO TEMPORARY FAULTS.	\$ 17,000	SECOND HALF OF 2025
404	TRIPSAVER ON POLE BT60023SHB	SHREWSBURY BOROUGH (MONMOUTH)	REPLACE LATERAL FUSES WITH S&C TRIPSAVER II RECLOSER.	REDUCE SUSTAINED OUTAGES ON LATERALS DUE TO TEMPORARY FAULTS.	\$ 25,500	SECOND HALF OF 2025
405	TRIPSAVER ON POLE BT60067RN	RUMSON BOROUGH (MONMOUTH)	REPLACE LATERAL FUSES WITH S&C TRIPSAVER II RECLOSER.	REDUCE SUSTAINED OUTAGES ON LATERALS DUE TO TEMPORARY FAULTS.	\$ 17,000	SECOND HALF OF 2025
406	TRIPSAVER ON POLE BT6010WLT	WALL TOWNSHIP (MONMOUTH)	REPLACE LATERAL FUSES WITH S&C TRIPSAVER II RECLOSER.	REDUCE SUSTAINED OUTAGES ON LATERALS DUE TO TEMPORARY FAULTS.	\$ 17,000	SECOND HALF OF 2025
407	TRIPSAVER ON POLE BT603BN	BOONTON TOWN (MORRIS)	REPLACE LATERAL FUSES WITH S&C TRIPSAVER II RECLOSER.	REDUCE SUSTAINED OUTAGES ON LATERALS DUE TO TEMPORARY FAULTS.	\$ 25,500	SECOND HALF OF 2025
408	TRIPSAVER ON POLE BT610PTH	PARSIPPANY-TROY TOWNSHIP (MORRIS)	REPLACE LATERAL FUSES WITH S&C TRIPSAVER II RECLOSER.	REDUCE SUSTAINED OUTAGES ON LATERALS DUE TO TEMPORARY FAULTS.	\$ 25,500	SECOND HALF OF 2025
409	TRIPSAVER ON POLE BT615AL	ALLAMUCHY TOWNSHIP (WARREN)	REPLACE LATERAL FUSES WITH S&C TRIPSAVER II RECLOSER.	REDUCE SUSTAINED OUTAGES ON LATERALS DUE TO TEMPORARY FAULTS.	\$ 25,500	SECOND HALF OF 2025
410	TRIPSAVER ON POLE BT623RBK	RED BANK BOROUGH (MONMOUTH)	REPLACE LATERAL FUSES WITH S&C TRIPSAVER II RECLOSER.	REDUCE SUSTAINED OUTAGES ON LATERALS DUE TO TEMPORARY FAULTS.	\$ 25,500	SECOND HALF OF 2025
411	TRIPSAVER ON POLE BT626SF	SPRINGFIELD TOWNSHIP (UNION)	REPLACE LATERAL FUSES WITH S&C TRIPSAVER II RECLOSER.	REDUCE SUSTAINED OUTAGES ON LATERALS DUE TO TEMPORARY FAULTS.	\$ 8,500	SECOND HALF OF 2025
412	TRIPSAVER ON POLE BT649ABT	ABERDEEN TOWNSHIP (MONMOUTH)	REPLACE LATERAL FUSES WITH S&C TRIPSAVER II RECLOSER.	REDUCE SUSTAINED OUTAGES ON LATERALS DUE TO TEMPORARY FAULTS.	\$ 8,500	SECOND HALF OF 2025
413	TRIPSAVER ON POLE BT653PK	PEQUANNOCK TOWNSHIP (MORRIS)	REPLACE LATERAL FUSES WITH S&C TRIPSAVER II RECLOSER.	REDUCE SUSTAINED OUTAGES ON LATERALS DUE TO TEMPORARY FAULTS.	\$ 8,500	SECOND HALF OF 2025
414	TRIPSAVER ON POLE BT66MDT	MIDDLETOWN TOWNSHIP (MONMOUTH)	REPLACE LATERAL FUSES WITH S&C TRIPSAVER II RECLOSER.	REDUCE SUSTAINED OUTAGES ON LATERALS DUE TO TEMPORARY FAULTS.	\$ 25,500	SECOND HALF OF 2025
415	TRIPSAVER ON POLE BT682SF	SPRINGFIELD TOWNSHIP (UNION)	REPLACE LATERAL FUSES WITH S&C TRIPSAVER II RECLOSER.	REDUCE SUSTAINED OUTAGES ON LATERALS DUE TO TEMPORARY FAULTS.	\$ 8,500	SECOND HALF OF 2025
416	TRIPSAVER ON POLE BT687BK	BRICK TOWNSHIP (OCEAN)	REPLACE LATERAL FUSES WITH S&C TRIPSAVER II RECLOSER.	REDUCE SUSTAINED OUTAGES ON LATERALS DUE TO TEMPORARY FAULTS.	\$ 25,500	SECOND HALF OF 2025
417	TRIPSAVER ON POLE BT6936MDT	MIDDLETOWN TOWNSHIP (MONMOUTH)	REPLACE LATERAL FUSES WITH S&C TRIPSAVER II RECLOSER.	REDUCE SUSTAINED OUTAGES ON LATERALS DUE TO TEMPORARY FAULTS.	\$ 8,500	SECOND HALF OF 2025
418	TRIPSAVER ON POLE BT695BHT	BERKELEY HEIGHT TOWNSHIP (UNION)	REPLACE LATERAL FUSES WITH S&C TRIPSAVER II RECLOSER.	REDUCE SUSTAINED OUTAGES ON LATERALS DUE TO TEMPORARY FAULTS.	\$ 25,500	SECOND HALF OF 2025
419	TRIPSAVER ON POLE BT70045NB	NETCONG BOROUGH (MORRIS)	REPLACE LATERAL FUSES WITH S&C TRIPSAVER II RECLOSER.	REDUCE SUSTAINED OUTAGES ON LATERALS DUE TO TEMPORARY FAULTS.	\$ 25,500	SECOND HALF OF 2025
420	TRIPSAVER ON POLE BT70071BB	BERNARDSVILLE BOROUGH (SOMERSET)	REPLACE LATERAL FUSES WITH S&C TRIPSAVER II RECLOSER.	REDUCE SUSTAINED OUTAGES ON LATERALS DUE TO TEMPORARY FAULTS.	\$ 25,500	SECOND HALF OF 2025
421	TRIPSAVER ON POLE BT70081MB	MT ARLINGTON BOROUGH (MORRIS)	REPLACE LATERAL FUSES WITH S&C TRIPSAVER II RECLOSER.	REDUCE SUSTAINED OUTAGES ON LATERALS DUE TO TEMPORARY FAULTS.	\$ 17,000	SECOND HALF OF 2025
422	TRIPSAVER ON POLE BT700UF	UPPER FREEHOLD TOWNSHIP (MONMOUTH)	REPLACE LATERAL FUSES WITH S&C TRIPSAVER II RECLOSER.	REDUCE SUSTAINED OUTAGES ON LATERALS DUE TO TEMPORARY FAULTS.	\$ 25,500	SECOND HALF OF 2025
423	TRIPSAVER ON POLE BT70361RU	ROXBURY TOWNSHIP (MORRIS)	REPLACE LATERAL FUSES WITH S&C TRIPSAVER II RECLOSER.	REDUCE SUSTAINED OUTAGES ON LATERALS DUE TO TEMPORARY FAULTS.	\$ 25,500	SECOND HALF OF 2025
424	TRIPSAVER ON POLE BT70442BB	BERNARDSVILLE BOROUGH (SOMERSET)	REPLACE LATERAL FUSES WITH S&C TRIPSAVER II RECLOSER.	REDUCE SUSTAINED OUTAGES ON LATERALS DUE TO TEMPORARY FAULTS.	\$ 25,500	SECOND HALF OF 2025
425	TRIPSAVER ON POLE BT70489DN	DENVILLE TOWNSHIP (MORRIS)	REPLACE LATERAL FUSES WITH S&C TRIPSAVER II RECLOSER.	REDUCE SUSTAINED OUTAGES ON LATERALS DUE TO TEMPORARY FAULTS.	\$ 17,000	SECOND HALF OF 2025
426	TRIPSAVER ON POLE BT7171MDT	MIDDLETOWN TOWNSHIP (MONMOUTH)	REPLACE LATERAL FUSES WITH S&C TRIPSAVER II RECLOSER.	REDUCE SUSTAINED OUTAGES ON LATERALS DUE TO TEMPORARY FAULTS.	\$ 17,000	SECOND HALF OF 2025
427	TRIPSAVER ON POLE BT7223MDT	MIDDLETOWN TOWNSHIP (MONMOUTH)	REPLACE LATERAL FUSES WITH S&C TRIPSAVER II RECLOSER.	REDUCE SUSTAINED OUTAGES ON LATERALS DUE TO TEMPORARY FAULTS.	\$ 8,500	SECOND HALF OF 2025
428	TRIPSAVER ON POLE BT7312DVT	TOMS RIVER TOWNSHIP (OCEAN)	REPLACE LATERAL FUSES WITH S&C TRIPSAVER II RECLOSER.	REDUCE SUSTAINED OUTAGES ON LATERALS DUE TO TEMPORARY FAULTS.	\$ 25,500	SECOND HALF OF 2025



Location Count	LOCATION (Site No.)	TOWNSHIP (COUNTY)	DESCRIPTION	OBJECTIVE	COST ESTIMATE	PROJECTED IN-SERVICE DATE
429	TRIPSAVER ON POLE BT735HZ	HAZLET TOWNSHIP (MONMOUTH)	REPLACE LATERAL FUSES WITH S&C TRIPSAVER II RECLOSER.	REDUCE SUSTAINED OUTAGES ON LATERALS DUE TO TEMPORARY FAULTS.	\$ 8,500	SECOND HALF OF 2025
430	TRIPSAVER ON POLE BT7364MDT	MIDDLETOWN TOWNSHIP (MONMOUTH)	REPLACE LATERAL FUSES WITH S&C TRIPSAVER II RECLOSER.	REDUCE SUSTAINED OUTAGES ON LATERALS DUE TO TEMPORARY FAULTS.	\$ 25,500	SECOND HALF OF 2025
431	TRIPSAVER ON POLE BT747PTH	PARSIPPANY-TROY TOWNSHIP (MORRIS)	REPLACE LATERAL FUSES WITH S&C TRIPSAVER II RECLOSER.	REDUCE SUSTAINED OUTAGES ON LATERALS DUE TO TEMPORARY FAULTS.	\$ 8,500	SECOND HALF OF 2025
432	TRIPSAVER ON POLE BT748CM	CHATHAM BOROUGH (MORRIS)	REPLACE LATERAL FUSES WITH S&C TRIPSAVER II RECLOSER.	REDUCE SUSTAINED OUTAGES ON LATERALS DUE TO TEMPORARY FAULTS.	\$ 8,500	SECOND HALF OF 2025
433	TRIPSAVER ON POLE BT75010WLB	WEST LONG BRANCH BOROUGH (MONMOUTH)	REPLACE LATERAL FUSES WITH S&C TRIPSAVER II RECLOSER.	REDUCE SUSTAINED OUTAGES ON LATERALS DUE TO TEMPORARY FAULTS.	\$ 8,500	SECOND HALF OF 2025
434	TRIPSAVER ON POLE BT75BB	BERNARDSVILLE BOROUGH (SOMERSET)	REPLACE LATERAL FUSES WITH S&C TRIPSAVER II RECLOSER.	REDUCE SUSTAINED OUTAGES ON LATERALS DUE TO TEMPORARY FAULTS.	\$ 17,000	SECOND HALF OF 2025
435	TRIPSAVER ON POLE BT764HZ	HAZLET TOWNSHIP (MONMOUTH)	REPLACE LATERAL FUSES WITH S&C TRIPSAVER II RECLOSER.	REDUCE SUSTAINED OUTAGES ON LATERALS DUE TO TEMPORARY FAULTS.	\$ 25,500	SECOND HALF OF 2025
436	TRIPSAVER ON POLE BT772LD	LAKEWOOD TOWNSHIP (OCEAN)	REPLACE LATERAL FUSES WITH S&C TRIPSAVER II RECLOSER.	REDUCE SUSTAINED OUTAGES ON LATERALS DUE TO TEMPORARY FAULTS.	\$ 17,000	SECOND HALF OF 2025
437	TRIPSAVER ON POLE BT780LAC	LACEY TOWNSHIP (OCEAN)	REPLACE LATERAL FUSES WITH S&C TRIPSAVER II RECLOSER.	REDUCE SUSTAINED OUTAGES ON LATERALS DUE TO TEMPORARY FAULTS.	\$ 25,500	SECOND HALF OF 2025
438	TRIPSAVER ON POLE BT785RU	ROXBURY TOWNSHIP (MORRIS)	REPLACE LATERAL FUSES WITH S&C TRIPSAVER II RECLOSER.	REDUCE SUSTAINED OUTAGES ON LATERALS DUE TO TEMPORARY FAULTS.	\$ 8,500	SECOND HALF OF 2025
439	TRIPSAVER ON POLE BT791PPB	POINT PLEASANT BOROUGH (OCEAN)	REPLACE LATERAL FUSES WITH S&C TRIPSAVER II RECLOSER.	REDUCE SUSTAINED OUTAGES ON LATERALS DUE TO TEMPORARY FAULTS.	\$ 17,000	SECOND HALF OF 2025
440	TRIPSAVER ON POLE BT7921MDT	MIDDLETOWN TOWNSHIP (MONMOUTH)	REPLACE LATERAL FUSES WITH S&C TRIPSAVER II RECLOSER.	REDUCE SUSTAINED OUTAGES ON LATERALS DUE TO TEMPORARY FAULTS.	\$ 8,500	SECOND HALF OF 2025
441	TRIPSAVER ON POLE BT80LD0028	LAKEWOOD TOWNSHIP (OCEAN)	REPLACE LATERAL FUSES WITH S&C TRIPSAVER II RECLOSER.	REDUCE SUSTAINED OUTAGES ON LATERALS DUE TO TEMPORARY FAULTS.	\$ 25,500	SECOND HALF OF 2025
442	TRIPSAVER ON POLE BT839ETN	EATONTOWN BOROUGH (MONMOUTH)	REPLACE LATERAL FUSES WITH S&C TRIPSAVER II RECLOSER.	REDUCE SUSTAINED OUTAGES ON LATERALS DUE TO TEMPORARY FAULTS.	\$ 17,000	SECOND HALF OF 2025
443	TRIPSAVER ON POLE BT840ETN	EATONTOWN BOROUGH (MONMOUTH)	REPLACE LATERAL FUSES WITH S&C TRIPSAVER II RECLOSER.	REDUCE SUSTAINED OUTAGES ON LATERALS DUE TO TEMPORARY FAULTS.	\$ 17,000	SECOND HALF OF 2025
444	TRIPSAVER ON POLE BT848RU	ROXBURY TOWNSHIP (MORRIS)	REPLACE LATERAL FUSES WITH S&C TRIPSAVER II RECLOSER.	REDUCE SUSTAINED OUTAGES ON LATERALS DUE TO TEMPORARY FAULTS.	\$ 25,500	SECOND HALF OF 2025
445	TRIPSAVER ON POLE BT850LD	LAKEWOOD TOWNSHIP (OCEAN)	REPLACE LATERAL FUSES WITH S&C TRIPSAVER II RECLOSER.	REDUCE SUSTAINED OUTAGES ON LATERALS DUE TO TEMPORARY FAULTS.	\$ 17,000	SECOND HALF OF 2025
446	TRIPSAVER ON POLE BT852EBW	EAST BRUNSWICK TOWNSHIP (MIDDLESEX)	REPLACE LATERAL FUSES WITH S&C TRIPSAVER II RECLOSER.	REDUCE SUSTAINED OUTAGES ON LATERALS DUE TO TEMPORARY FAULTS.	\$ 8,500	SECOND HALF OF 2025
447	TRIPSAVER ON POLE BT854FPB	FLORHAM PARK BOROUGH (MORRIS)	REPLACE LATERAL FUSES WITH S&C TRIPSAVER II RECLOSER.	REDUCE SUSTAINED OUTAGES ON LATERALS DUE TO TEMPORARY FAULTS.	\$ 17,000	SECOND HALF OF 2025
448	TRIPSAVER ON POLE BT868LD	LAKEWOOD TOWNSHIP (OCEAN)	REPLACE LATERAL FUSES WITH S&C TRIPSAVER II RECLOSER.	REDUCE SUSTAINED OUTAGES ON LATERALS DUE TO TEMPORARY FAULTS.	\$ 25,500	SECOND HALF OF 2025
449	TRIPSAVER ON POLE BT886FPB	FLORHAM PARK BOROUGH (MORRIS)	REPLACE LATERAL FUSES WITH S&C TRIPSAVER II RECLOSER.	REDUCE SUSTAINED OUTAGES ON LATERALS DUE TO TEMPORARY FAULTS.	\$ 8,500	SECOND HALF OF 2025
450	TRIPSAVER ON POLE BT888BK	BRICK TOWNSHIP (OCEAN)	REPLACE LATERAL FUSES WITH S&C TRIPSAVER II RECLOSER.	REDUCE SUSTAINED OUTAGES ON LATERALS DUE TO TEMPORARY FAULTS.	\$ 25,500	SECOND HALF OF 2025
451	TRIPSAVER ON POLE BT894M	MORRISTOWN TOWN (MORRIS)	REPLACE LATERAL FUSES WITH S&C TRIPSAVER II RECLOSER.	REDUCE SUSTAINED OUTAGES ON LATERALS DUE TO TEMPORARY FAULTS.	\$ 25,500	SECOND HALF OF 2025
452	TRIPSAVER ON POLE BT894R	RINGWOOD BOROUGH (PASSIAC)	REPLACE LATERAL FUSES WITH S&C TRIPSAVER II RECLOSER.	REDUCE SUSTAINED OUTAGES ON LATERALS DUE TO TEMPORARY FAULTS.	\$ 25,500	SECOND HALF OF 2025
453	TRIPSAVER ON POLE BT897HYN	HARDYSTON TOWNSHIP (SUSSEX)	REPLACE LATERAL FUSES WITH S&C TRIPSAVER II RECLOSER.	REDUCE SUSTAINED OUTAGES ON LATERALS DUE TO TEMPORARY FAULTS.	\$ 17,000	SECOND HALF OF 2025
454	TRIPSAVER ON POLE BT90017MAT	MATAWAN BOROUGH (MONMOUTH)	REPLACE LATERAL FUSES WITH S&C TRIPSAVER II RECLOSER.	REDUCE SUSTAINED OUTAGES ON LATERALS DUE TO TEMPORARY FAULTS.	\$ 25,500	SECOND HALF OF 2025
455	TRIPSAVER ON POLE BT90182KG	KEANSBURG BOROUGH (MONMOUTH)	REPLACE LATERAL FUSES WITH S&C TRIPSAVER II RECLOSER.	REDUCE SUSTAINED OUTAGES ON LATERALS DUE TO TEMPORARY FAULTS.	\$ 17,000	SECOND HALF OF 2025

Location Count	LOCATION (Site No.)	TOWNSHIP (COUNTY)	DESCRIPTION	OBJECTIVE	COST ESTIMATE	PROJECTED IN-SERVICE DATE
456	TRIPSAVER ON POLE BT90212KG	KEANSBURG BOROUGH (MONMOUTH)	REPLACE LATERAL FUSES WITH S&C TRIPSAVER II RECLOSER.	REDUCE SUSTAINED OUTAGES ON LATERALS DUE TO TEMPORARY FAULTS.	\$ 25,500	SECOND HALF OF 2025
457	TRIPSAVER ON POLE BT910BHBT	BERKELEY HEIGHT TOWNSHIP (UNION)	REPLACE LATERAL FUSES WITH S&C TRIPSAVER II RECLOSER.	REDUCE SUSTAINED OUTAGES ON LATERALS DUE TO TEMPORARY FAULTS.	\$ 8,500	SECOND HALF OF 2025
458	TRIPSAVER ON POLE BT911SSP	SEASIDE PARK BOROUGH (OCEAN)	REPLACE LATERAL FUSES WITH S&C TRIPSAVER II RECLOSER.	REDUCE SUSTAINED OUTAGES ON LATERALS DUE TO TEMPORARY FAULTS.	\$ 8,500	SECOND HALF OF 2025
459	TRIPSAVER ON POLE BT923OBR	OLD BRIDGE TOWNSHIP (MIDDLESEX)	REPLACE LATERAL FUSES WITH S&C TRIPSAVER II RECLOSER.	REDUCE SUSTAINED OUTAGES ON LATERALS DUE TO TEMPORARY FAULTS.	\$ 8,500	SECOND HALF OF 2025
460	TRIPSAVER ON POLE BT945MPN	MANALAPAN TOWNSHIP (MONMOUTH)	REPLACE LATERAL FUSES WITH S&C TRIPSAVER II RECLOSER.	REDUCE SUSTAINED OUTAGES ON LATERALS DUE TO TEMPORARY FAULTS.	\$ 17,000	SECOND HALF OF 2025
461	TRIPSAVER ON POLE BT953WA	WASHINGTON TOWNSHIP (WARREN)	REPLACE LATERAL FUSES WITH S&C TRIPSAVER II RECLOSER.	REDUCE SUSTAINED OUTAGES ON LATERALS DUE TO TEMPORARY FAULTS.	\$ 17,000	SECOND HALF OF 2025
462	TRIPSAVER ON POLE BT955BK	BRICK TOWNSHIP (OCEAN)	REPLACE LATERAL FUSES WITH S&C TRIPSAVER II RECLOSER.	REDUCE SUSTAINED OUTAGES ON LATERALS DUE TO TEMPORARY FAULTS.	\$ 25,500	SECOND HALF OF 2025
463	TRIPSAVER ON POLE BT98EHT	EAST HANOVER TOWNSHIP (MORRIS)	REPLACE LATERAL FUSES WITH S&C TRIPSAVER II RECLOSER.	REDUCE SUSTAINED OUTAGES ON LATERALS DUE TO TEMPORARY FAULTS.	\$ 8,500	SECOND HALF OF 2025
464	TRIPSAVER ON POLE BT995PK	PEQUANNOCK TOWNSHIP (MORRIS)	REPLACE LATERAL FUSES WITH S&C TRIPSAVER II RECLOSER.	REDUCE SUSTAINED OUTAGES ON LATERALS DUE TO TEMPORARY FAULTS.	\$ 8,500	SECOND HALF OF 2025
465	TRIPSAVER ON POLE BTA40112SDB	SPOTSWOOD BOROUGH (MIDDLESEX)	REPLACE LATERAL FUSES WITH S&C TRIPSAVER II RECLOSER.	REDUCE SUSTAINED OUTAGES ON LATERALS DUE TO TEMPORARY FAULTS.	\$ 8,500	SECOND HALF OF 2025
466	TRIPSAVER ON POLE JC1000FRT	FREEHOLD TOWNSHIP (MONMOUTH)	REPLACE LATERAL FUSES WITH S&C TRIPSAVER II RECLOSER.	REDUCE SUSTAINED OUTAGES ON LATERALS DUE TO TEMPORARY FAULTS.	\$ 17,000	SECOND HALF OF 2025
467	TRIPSAVER ON POLE JC1001FRT	FREEHOLD TOWNSHIP (MONMOUTH)	REPLACE LATERAL FUSES WITH S&C TRIPSAVER II RECLOSER.	REDUCE SUSTAINED OUTAGES ON LATERALS DUE TO TEMPORARY FAULTS.	\$ 17,000	SECOND HALF OF 2025
468	TRIPSAVER ON POLE JC1005WLT	WALL TOWNSHIP (MONMOUTH)	REPLACE LATERAL FUSES WITH S&C TRIPSAVER II RECLOSER.	REDUCE SUSTAINED OUTAGES ON LATERALS DUE TO TEMPORARY FAULTS.	\$ 25,500	SECOND HALF OF 2025
469	TRIPSAVER ON POLE JC1006NPT	NEPTUNE TOWNSHIP (MONMOUTH)	REPLACE LATERAL FUSES WITH S&C TRIPSAVER II RECLOSER.	REDUCE SUSTAINED OUTAGES ON LATERALS DUE TO TEMPORARY FAULTS.	\$ 25,500	SECOND HALF OF 2025
470	TRIPSAVER ON POLE JC1007HR	HANOVER TOWNSHIP (MORRIS)	REPLACE LATERAL FUSES WITH S&C TRIPSAVER II RECLOSER.	REDUCE SUSTAINED OUTAGES ON LATERALS DUE TO TEMPORARY FAULTS.	\$ 8,500	SECOND HALF OF 2025
471	TRIPSAVER ON POLE JC1008WLT	WALL TOWNSHIP (MONMOUTH)	REPLACE LATERAL FUSES WITH S&C TRIPSAVER II RECLOSER.	REDUCE SUSTAINED OUTAGES ON LATERALS DUE TO TEMPORARY FAULTS.	\$ 17,000	SECOND HALF OF 2025
472	TRIPSAVER ON POLE JC1013BN	BOONTON TOWN (MORRIS)	REPLACE LATERAL FUSES WITH S&C TRIPSAVER II RECLOSER.	REDUCE SUSTAINED OUTAGES ON LATERALS DUE TO TEMPORARY FAULTS.	\$ 8,500	SECOND HALF OF 2025
473	TRIPSAVER ON POLE JC1011LVT	LIVINGSTON TOWNSHIP (ESSEX)	REPLACE LATERAL FUSES WITH S&C TRIPSAVER II RECLOSER.	REDUCE SUSTAINED OUTAGES ON LATERALS DUE TO TEMPORARY FAULTS.	\$ 17,000	SECOND HALF OF 2025
474	TRIPSAVER ON POLE JC1037BT	BOONTON TOWNSHIP (MORRIS)	REPLACE LATERAL FUSES WITH S&C TRIPSAVER II RECLOSER.	REDUCE SUSTAINED OUTAGES ON LATERALS DUE TO TEMPORARY FAULTS.	\$ 8,500	SECOND HALF OF 2025
475	TRIPSAVER ON POLE JC1041LAC	LACEY TOWNSHIP (OCEAN)	REPLACE LATERAL FUSES WITH S&C TRIPSAVER II RECLOSER.	REDUCE SUSTAINED OUTAGES ON LATERALS DUE TO TEMPORARY FAULTS.	\$ 17,000	SECOND HALF OF 2025
476	TRIPSAVER ON POLE JC1045EW	EAST WINDSOR TOWNSHIP (MERCER)	REPLACE LATERAL FUSES WITH S&C TRIPSAVER II RECLOSER.	REDUCE SUSTAINED OUTAGES ON LATERALS DUE TO TEMPORARY FAULTS.	\$ 8,500	SECOND HALF OF 2025
477	TRIPSAVER ON POLE JC1048LVT	LIVINGSTON TOWNSHIP (ESSEX)	REPLACE LATERAL FUSES WITH S&C TRIPSAVER II RECLOSER.	REDUCE SUSTAINED OUTAGES ON LATERALS DUE TO TEMPORARY FAULTS.	\$ 25,500	SECOND HALF OF 2025
478	TRIPSAVER ON POLE JC104MDTY51	MIDDLETOWN TOWNSHIP (MONMOUTH)	REPLACE LATERAL FUSES WITH S&C TRIPSAVER II RECLOSER.	REDUCE SUSTAINED OUTAGES ON LATERALS DUE TO TEMPORARY FAULTS.	\$ 8,500	SECOND HALF OF 2025
479	TRIPSAVER ON POLE JC1060DVT	TOMS RIVER TOWNSHIP (OCEAN)	REPLACE LATERAL FUSES WITH S&C TRIPSAVER II RECLOSER.	REDUCE SUSTAINED OUTAGES ON LATERALS DUE TO TEMPORARY FAULTS.	\$ 8,500	SECOND HALF OF 2025
480	TRIPSAVER ON POLE JC107ETNG59	EATONTOWN BOROUGH (MONMOUTH)	REPLACE LATERAL FUSES WITH S&C TRIPSAVER II RECLOSER.	REDUCE SUSTAINED OUTAGES ON LATERALS DUE TO TEMPORARY FAULTS.	\$ 25,500	SECOND HALF OF 2025
481	TRIPSAVER ON POLE JC107TF	TINTON FALLS BOROUGH (MONMOUTH)	REPLACE LATERAL FUSES WITH S&C TRIPSAVER II RECLOSER.	REDUCE SUSTAINED OUTAGES ON LATERALS DUE TO TEMPORARY FAULTS.	\$ 25,500	SECOND HALF OF 2025
482	TRIPSAVER ON POLE JC1083BT	BOONTON TOWNSHIP (MORRIS)	REPLACE LATERAL FUSES WITH S&C TRIPSAVER II RECLOSER.	REDUCE SUSTAINED OUTAGES ON LATERALS DUE TO TEMPORARY FAULTS.	\$ 17,000	SECOND HALF OF 2025

Location Count	LOCATION (Site No.)	TOWNSHIP (COUNTY)	DESCRIPTION	OBJECTIVE	COST ESTIMATE	PROJECTED IN-SERVICE DATE
483	TRIPSAVER ON POLE JC1085MRT	MORRIS TOWNSHIP (MORRIS)	REPLACE LATERAL FUSES WITH S&C TRIPSAVER II RECLOSER.	REDUCE SUSTAINED OUTAGES ON LATERALS DUE TO TEMPORARY FAULTS.	\$ 8,500	SECOND HALF OF 2025
484	TRIPSAVER ON POLE JC108MP	MORRIS PLAINS BOROUGH (MORRIS)	REPLACE LATERAL FUSES WITH S&C TRIPSAVER II RECLOSER.	REDUCE SUSTAINED OUTAGES ON LATERALS DUE TO TEMPORARY FAULTS.	\$ 25,500	SECOND HALF OF 2025
485	TRIPSAVER ON POLE JC1103MLN	MILLBURN TOWNSHIP (ESSEX)	REPLACE LATERAL FUSES WITH S&C TRIPSAVER II RECLOSER.	REDUCE SUSTAINED OUTAGES ON LATERALS DUE TO TEMPORARY FAULTS.	\$ 17,000	SECOND HALF OF 2025
486	TRIPSAVER ON POLE JC1117NPE	NEW PROVIDENCE BOROUGH (UNION)	REPLACE LATERAL FUSES WITH S&C TRIPSAVER II RECLOSER.	REDUCE SUSTAINED OUTAGES ON LATERALS DUE TO TEMPORARY FAULTS.	\$ 8,500	SECOND HALF OF 2025
487	TRIPSAVER ON POLE JC111HA	HELMETTA BOROUGH (MIDDLESEX)	REPLACE LATERAL FUSES WITH S&C TRIPSAVER II RECLOSER.	REDUCE SUSTAINED OUTAGES ON LATERALS DUE TO TEMPORARY FAULTS.	\$ 8,500	SECOND HALF OF 2025
488	TRIPSAVER ON POLE JC1124NPE	NEW PROVIDENCE BOROUGH (UNION)	REPLACE LATERAL FUSES WITH S&C TRIPSAVER II RECLOSER.	REDUCE SUSTAINED OUTAGES ON LATERALS DUE TO TEMPORARY FAULTS.	\$ 17,000	SECOND HALF OF 2025
489	TRIPSAVER ON POLE JC1126HR	HANOVER TOWNSHIP (MORRIS)	REPLACE LATERAL FUSES WITH S&C TRIPSAVER II RECLOSER.	REDUCE SUSTAINED OUTAGES ON LATERALS DUE TO TEMPORARY FAULTS.	\$ 8,500	SECOND HALF OF 2025
490	TRIPSAVER ON POLE JC1130ABT	ABERDEEN TOWNSHIP (MONMOUTH)	REPLACE LATERAL FUSES WITH S&C TRIPSAVER II RECLOSER.	REDUCE SUSTAINED OUTAGES ON LATERALS DUE TO TEMPORARY FAULTS.	\$ 8,500	SECOND HALF OF 2025
491	TRIPSAVER ON POLE JC113AH	ATLANTIC HIGHLD BOROUGH (MONMOUTH)	REPLACE LATERAL FUSES WITH S&C TRIPSAVER II RECLOSER.	REDUCE SUSTAINED OUTAGES ON LATERALS DUE TO TEMPORARY FAULTS.	\$ 17,000	SECOND HALF OF 2025
492	TRIPSAVER ON POLE JC1149HZ	HAZLET TOWNSHIP (MONMOUTH)	REPLACE LATERAL FUSES WITH S&C TRIPSAVER II RECLOSER.	REDUCE SUSTAINED OUTAGES ON LATERALS DUE TO TEMPORARY FAULTS.	\$ 8,500	SECOND HALF OF 2025
493	TRIPSAVER ON POLE JC1151BT	BOONTON TOWNSHIP (MORRIS)	REPLACE LATERAL FUSES WITH S&C TRIPSAVER II RECLOSER.	REDUCE SUSTAINED OUTAGES ON LATERALS DUE TO TEMPORARY FAULTS.	\$ 8,500	SECOND HALF OF 2025
494	TRIPSAVER ON POLE JC1160ABT	ABERDEEN TOWNSHIP (MONMOUTH)	REPLACE LATERAL FUSES WITH S&C TRIPSAVER II RECLOSER.	REDUCE SUSTAINED OUTAGES ON LATERALS DUE TO TEMPORARY FAULTS.	\$ 8,500	SECOND HALF OF 2025
495	TRIPSAVER ON POLE JC116SLH	SPRING LAKE HGT BOROUGH (MONMOUTH)	REPLACE LATERAL FUSES WITH S&C TRIPSAVER II RECLOSER.	REDUCE SUSTAINED OUTAGES ON LATERALS DUE TO TEMPORARY FAULTS.	\$ 8,500	SECOND HALF OF 2025
496	TRIPSAVER ON POLE JC1174DVT	TOMS RIVER TOWNSHIP (OCEAN)	REPLACE LATERAL FUSES WITH S&C TRIPSAVER II RECLOSER.	REDUCE SUSTAINED OUTAGES ON LATERALS DUE TO TEMPORARY FAULTS.	\$ 25,500	SECOND HALF OF 2025
497	TRIPSAVER ON POLE JC1174UF	UPPER FREEHOLD TOWNSHIP (MONMOUTH)	REPLACE LATERAL FUSES WITH S&C TRIPSAVER II RECLOSER.	REDUCE SUSTAINED OUTAGES ON LATERALS DUE TO TEMPORARY FAULTS.	\$ 8,500	SECOND HALF OF 2025
498	TRIPSAVER ON POLE JC1187ABT	ABERDEEN TOWNSHIP (MONMOUTH)	REPLACE LATERAL FUSES WITH S&C TRIPSAVER II RECLOSER.	REDUCE SUSTAINED OUTAGES ON LATERALS DUE TO TEMPORARY FAULTS.	\$ 8,500	SECOND HALF OF 2025
499	TRIPSAVER ON POLE JC1188HZ	HAZLET TOWNSHIP (MONMOUTH)	REPLACE LATERAL FUSES WITH S&C TRIPSAVER II RECLOSER.	REDUCE SUSTAINED OUTAGES ON LATERALS DUE TO TEMPORARY FAULTS.	\$ 8,500	SECOND HALF OF 2025
500	TRIPSAVER ON POLE JC1195MAR	MARLBORO TOWNSHIP (MONMOUTH)	REPLACE LATERAL FUSES WITH S&C TRIPSAVER II RECLOSER.	REDUCE SUSTAINED OUTAGES ON LATERALS DUE TO TEMPORARY FAULTS.	\$ 25,500	SECOND HALF OF 2025
501	TRIPSAVER ON POLE JC1199M	MORRISTOWN TOWN (MORRIS)	REPLACE LATERAL FUSES WITH S&C TRIPSAVER II RECLOSER.	REDUCE SUSTAINED OUTAGES ON LATERALS DUE TO TEMPORARY FAULTS.	\$ 8,500	SECOND HALF OF 2025
502	TRIPSAVER ON POLE JC119MRT	MORRIS TOWNSHIP (MORRIS)	REPLACE LATERAL FUSES WITH S&C TRIPSAVER II RECLOSER.	REDUCE SUSTAINED OUTAGES ON LATERALS DUE TO TEMPORARY FAULTS.	\$ 8,500	SECOND HALF OF 2025
503	TRIPSAVER ON POLE JC1201HL	HOWELL TOWNSHIP (MONMOUTH)	REPLACE LATERAL FUSES WITH S&C TRIPSAVER II RECLOSER.	REDUCE SUSTAINED OUTAGES ON LATERALS DUE TO TEMPORARY FAULTS.	\$ 17,000	SECOND HALF OF 2025
504	TRIPSAVER ON POLE JC1204UF	UPPER FREEHOLD TOWNSHIP (MONMOUTH)	REPLACE LATERAL FUSES WITH S&C TRIPSAVER II RECLOSER.	REDUCE SUSTAINED OUTAGES ON LATERALS DUE TO TEMPORARY FAULTS.	\$ 8,500	SECOND HALF OF 2025
505	TRIPSAVER ON POLE JC122WN	WARREN TOWNSHIP (SOMERSET)	REPLACE LATERAL FUSES WITH S&C TRIPSAVER II RECLOSER.	REDUCE SUSTAINED OUTAGES ON LATERALS DUE TO TEMPORARY FAULTS.	\$ 25,500	SECOND HALF OF 2025
506	TRIPSAVER ON POLE JC1243OC	OCEAN TOWNSHIP (MONMOUTH)	REPLACE LATERAL FUSES WITH S&C TRIPSAVER II RECLOSER.	REDUCE SUSTAINED OUTAGES ON LATERALS DUE TO TEMPORARY FAULTS.	\$ 17,000	SECOND HALF OF 2025
507	TRIPSAVER ON POLE JC1246PK	PEQUANNOCK TOWNSHIP (MORRIS)	REPLACE LATERAL FUSES WITH S&C TRIPSAVER II RECLOSER.	REDUCE SUSTAINED OUTAGES ON LATERALS DUE TO TEMPORARY FAULTS.	\$ 25,500	SECOND HALF OF 2025
508	TRIPSAVER ON POLE JC1251PA	PLUMSTED TOWNSHIP (OCEAN)	REPLACE LATERAL FUSES WITH S&C TRIPSAVER II RECLOSER.	REDUCE SUSTAINED OUTAGES ON LATERALS DUE TO TEMPORARY FAULTS.	\$ 17,000	SECOND HALF OF 2025
509	TRIPSAVER ON POLE JC1252B	BERKELEY TOWNSHIP (OCEAN)	REPLACE LATERAL FUSES WITH S&C TRIPSAVER II RECLOSER.	REDUCE SUSTAINED OUTAGES ON LATERALS DUE TO TEMPORARY FAULTS.	\$ 17,000	SECOND HALF OF 2025

Location Count	LOCATION (Site No.)	TOWNSHIP (COUNTY)	DESCRIPTION	OBJECTIVE	COST ESTIMATE	PROJECTED IN-SERVICE DATE
510	TRIPSAVER ON POLE JC1253ABT	ABERDEEN TOWNSHIP (MONMOUTH)	REPLACE LATERAL FUSES WITH S&C TRIPSAVER II RECLOSER.	REDUCE SUSTAINED OUTAGES ON LATERALS DUE TO TEMPORARY FAULTS.	\$ 25,500	SECOND HALF OF 2025
511	TRIPSAVER ON POLE JC1256ABT	ABERDEEN TOWNSHIP (MONMOUTH)	REPLACE LATERAL FUSES WITH S&C TRIPSAVER II RECLOSER.	REDUCE SUSTAINED OUTAGES ON LATERALS DUE TO TEMPORARY FAULTS.	\$ 25,500	SECOND HALF OF 2025
512	TRIPSAVER ON POLE JC1259MRT	MORRIS TOWNSHIP (MORRIS)	REPLACE LATERAL FUSES WITH S&C TRIPSAVER II RECLOSER.	REDUCE SUSTAINED OUTAGES ON LATERALS DUE TO TEMPORARY FAULTS.	\$ 8,500	SECOND HALF OF 2025
513	TRIPSAVER ON POLE JC1265MDT	MIDDLETOWN TOWNSHIP (MONMOUTH)	REPLACE LATERAL FUSES WITH S&C TRIPSAVER II RECLOSER.	REDUCE SUSTAINED OUTAGES ON LATERALS DUE TO TEMPORARY FAULTS.	\$ 17,000	SECOND HALF OF 2025
514	TRIPSAVER ON POLE JC1267UF	UPPER FREEHOLD TOWNSHIP (MONMOUTH)	REPLACE LATERAL FUSES WITH S&C TRIPSAVER II RECLOSER.	REDUCE SUSTAINED OUTAGES ON LATERALS DUE TO TEMPORARY FAULTS.	\$ 8,500	SECOND HALF OF 2025
515	TRIPSAVER ON POLE JC1276MAR	MARLBORO TOWNSHIP (MONMOUTH)	REPLACE LATERAL FUSES WITH S&C TRIPSAVER II RECLOSER.	REDUCE SUSTAINED OUTAGES ON LATERALS DUE TO TEMPORARY FAULTS.	\$ 17,000	SECOND HALF OF 2025
516	TRIPSAVER ON POLE JC1288DVT	TOMS RIVER TOWNSHIP (OCEAN)	REPLACE LATERAL FUSES WITH S&C TRIPSAVER II RECLOSER.	REDUCE SUSTAINED OUTAGES ON LATERALS DUE TO TEMPORARY FAULTS.	\$ 17,000	SECOND HALF OF 2025
517	TRIPSAVER ON POLE JC129MAR	MARLBORO TOWNSHIP (MONMOUTH)	REPLACE LATERAL FUSES WITH S&C TRIPSAVER II RECLOSER.	REDUCE SUSTAINED OUTAGES ON LATERALS DUE TO TEMPORARY FAULTS.	\$ 8,500	SECOND HALF OF 2025
518	TRIPSAVER ON POLE JC1302MDT	MIDDLETOWN TOWNSHIP (MONMOUTH)	REPLACE LATERAL FUSES WITH S&C TRIPSAVER II RECLOSER.	REDUCE SUSTAINED OUTAGES ON LATERALS DUE TO TEMPORARY FAULTS.	\$ 8,500	SECOND HALF OF 2025
519	TRIPSAVER ON POLE JC1306PK	PEQUANNOCK TOWNSHIP (MORRIS)	REPLACE LATERAL FUSES WITH S&C TRIPSAVER II RECLOSER.	REDUCE SUSTAINED OUTAGES ON LATERALS DUE TO TEMPORARY FAULTS.	\$ 8,500	SECOND HALF OF 2025
520	TRIPSAVER ON POLE JC130SUK63	SUMMIT CITY (UNION)	REPLACE LATERAL FUSES WITH S&C TRIPSAVER II RECLOSER.	REDUCE SUSTAINED OUTAGES ON LATERALS DUE TO TEMPORARY FAULTS.	\$ 8,500	SECOND HALF OF 2025
521	TRIPSAVER ON POLE JC1310PM	PEMBERTON TOWNSHIP (BURLINGTON)	REPLACE LATERAL FUSES WITH S&C TRIPSAVER II RECLOSER.	REDUCE SUSTAINED OUTAGES ON LATERALS DUE TO TEMPORARY FAULTS.	\$ 8,500	SECOND HALF OF 2025
522	TRIPSAVER ON POLE JC1313MC	MANCHESTER TOWNSHIP (OCEAN)	REPLACE LATERAL FUSES WITH S&C TRIPSAVER II RECLOSER.	REDUCE SUSTAINED OUTAGES ON LATERALS DUE TO TEMPORARY FAULTS.	\$ 17,000	SECOND HALF OF 2025
523	TRIPSAVER ON POLE JC132TFQ95	TINTON FALLS BOROUGH (MONMOUTH)	REPLACE LATERAL FUSES WITH S&C TRIPSAVER II RECLOSER.	REDUCE SUSTAINED OUTAGES ON LATERALS DUE TO TEMPORARY FAULTS.	\$ 25,500	SECOND HALF OF 2025
524	TRIPSAVER ON POLE JC1337MAR	MARLBORO TOWNSHIP (MONMOUTH)	REPLACE LATERAL FUSES WITH S&C TRIPSAVER II RECLOSER.	REDUCE SUSTAINED OUTAGES ON LATERALS DUE TO TEMPORARY FAULTS.	\$ 8,500	SECOND HALF OF 2025
525	TRIPSAVER ON POLE JC134SP	SPRINGFIELD TOWNSHIP (BURLINGTON)	REPLACE LATERAL FUSES WITH S&C TRIPSAVER II RECLOSER.	REDUCE SUSTAINED OUTAGES ON LATERALS DUE TO TEMPORARY FAULTS.	\$ 25,500	SECOND HALF OF 2025
526	TRIPSAVER ON POLE JC137PM	PEMBERTON TOWNSHIP (BURLINGTON)	REPLACE LATERAL FUSES WITH S&C TRIPSAVER II RECLOSER.	REDUCE SUSTAINED OUTAGES ON LATERALS DUE TO TEMPORARY FAULTS.	\$ 8,500	SECOND HALF OF 2025
527	TRIPSAVER ON POLE JC1388LAC	LACEY TOWNSHIP (OCEAN)	REPLACE LATERAL FUSES WITH S&C TRIPSAVER II RECLOSER.	REDUCE SUSTAINED OUTAGES ON LATERALS DUE TO TEMPORARY FAULTS.	\$ 17,000	SECOND HALF OF 2025
528	TRIPSAVER ON POLE JC1395HR	HANOVER TOWNSHIP (MORRIS)	REPLACE LATERAL FUSES WITH S&C TRIPSAVER II RECLOSER.	REDUCE SUSTAINED OUTAGES ON LATERALS DUE TO TEMPORARY FAULTS.	\$ 8,500	SECOND HALF OF 2025
529	TRIPSAVER ON POLE JC13BK203	BRICK TOWNSHIP (OCEAN)	REPLACE LATERAL FUSES WITH S&C TRIPSAVER II RECLOSER.	REDUCE SUSTAINED OUTAGES ON LATERALS DUE TO TEMPORARY FAULTS.	\$ 17,000	SECOND HALF OF 2025
530	TRIPSAVER ON POLE JC13JK	JACKSON TOWNSHIP (OCEAN)	REPLACE LATERAL FUSES WITH S&C TRIPSAVER II RECLOSER.	REDUCE SUSTAINED OUTAGES ON LATERALS DUE TO TEMPORARY FAULTS.	\$ 8,500	SECOND HALF OF 2025
531	TRIPSAVER ON POLE JC1424M	MORRISTOWN TOWN (MORRIS)	REPLACE LATERAL FUSES WITH S&C TRIPSAVER II RECLOSER.	REDUCE SUSTAINED OUTAGES ON LATERALS DUE TO TEMPORARY FAULTS.	\$ 8,500	SECOND HALF OF 2025
532	TRIPSAVER ON POLE JC1431JK	JACKSON TOWNSHIP (OCEAN)	REPLACE LATERAL FUSES WITH S&C TRIPSAVER II RECLOSER.	REDUCE SUSTAINED OUTAGES ON LATERALS DUE TO TEMPORARY FAULTS.	\$ 17,000	SECOND HALF OF 2025
533	TRIPSAVER ON POLE JC143WY	WAYNE TOWNSHIP (PASSIAC)	REPLACE LATERAL FUSES WITH S&C TRIPSAVER II RECLOSER.	REDUCE SUSTAINED OUTAGES ON LATERALS DUE TO TEMPORARY FAULTS.	\$ 8,500	SECOND HALF OF 2025
534	TRIPSAVER ON POLE JC1440EW	EAST WINDSOR TOWNSHIP (MERCER)	REPLACE LATERAL FUSES WITH S&C TRIPSAVER II RECLOSER.	REDUCE SUSTAINED OUTAGES ON LATERALS DUE TO TEMPORARY FAULTS.	\$ 25,500	SECOND HALF OF 2025
535	TRIPSAVER ON POLE JC1442NPT	NEPTUNE TOWNSHIP (MONMOUTH)	REPLACE LATERAL FUSES WITH S&C TRIPSAVER II RECLOSER.	REDUCE SUSTAINED OUTAGES ON LATERALS DUE TO TEMPORARY FAULTS.	\$ 17,000	SECOND HALF OF 2025
536	TRIPSAVER ON POLE JC144MDTJ218	MIDDLETOWN TOWNSHIP (MONMOUTH)	REPLACE LATERAL FUSES WITH S&C TRIPSAVER II RECLOSER.	REDUCE SUSTAINED OUTAGES ON LATERALS DUE TO TEMPORARY FAULTS.	\$ 8,500	SECOND HALF OF 2025

Location Count	LOCATION (Site No.)	TOWNSHIP (COUNTY)	DESCRIPTION	OBJECTIVE	COST ESTIMATE	PROJECTED IN-SERVICE DATE
537	TRIPSAVER ON POLE JC1470JK	JACKSON TOWNSHIP (OCEAN)	REPLACE LATERAL FUSES WITH S&C TRIPSAVER II RECLOSER.	REDUCE SUSTAINED OUTAGES ON LATERALS DUE TO TEMPORARY FAULTS.	\$ 17,000	SECOND HALF OF 2025
538	TRIPSAVER ON POLE JC1486OBR	OLD BRIDGE TOWNSHIP (MIDDLESEX)	REPLACE LATERAL FUSES WITH S&C TRIPSAVER II RECLOSER.	REDUCE SUSTAINED OUTAGES ON LATERALS DUE TO TEMPORARY FAULTS.	\$ 25,500	SECOND HALF OF 2025
539	TRIPSAVER ON POLE JC1487MTE	MONTVILLE TOWNSHIP (MORRIS)	REPLACE LATERAL FUSES WITH S&C TRIPSAVER II RECLOSER.	REDUCE SUSTAINED OUTAGES ON LATERALS DUE TO TEMPORARY FAULTS.	\$ 25,500	SECOND HALF OF 2025
540	TRIPSAVER ON POLE JC1503OBR	OLD BRIDGE TOWNSHIP (MIDDLESEX)	REPLACE LATERAL FUSES WITH S&C TRIPSAVER II RECLOSER.	REDUCE SUSTAINED OUTAGES ON LATERALS DUE TO TEMPORARY FAULTS.	\$ 8,500	SECOND HALF OF 2025
541	TRIPSAVER ON POLE JC1509EW	EAST WINDSOR TOWNSHIP (MERCER)	REPLACE LATERAL FUSES WITH S&C TRIPSAVER II RECLOSER.	REDUCE SUSTAINED OUTAGES ON LATERALS DUE TO TEMPORARY FAULTS.	\$ 25,500	SECOND HALF OF 2025
542	TRIPSAVER ON POLE JC150HL	HOWELL TOWNSHIP (MONMOUTH)	REPLACE LATERAL FUSES WITH S&C TRIPSAVER II RECLOSER.	REDUCE SUSTAINED OUTAGES ON LATERALS DUE TO TEMPORARY FAULTS.	\$ 17,000	SECOND HALF OF 2025
543	TRIPSAVER ON POLE JC1514MRT	MORRIS TOWNSHIP (MORRIS)	REPLACE LATERAL FUSES WITH S&C TRIPSAVER II RECLOSER.	REDUCE SUSTAINED OUTAGES ON LATERALS DUE TO TEMPORARY FAULTS.	\$ 8,500	SECOND HALF OF 2025
544	TRIPSAVER ON POLE JC1525DVT	TOMS RIVER TOWNSHIP (OCEAN)	REPLACE LATERAL FUSES WITH S&C TRIPSAVER II RECLOSER.	REDUCE SUSTAINED OUTAGES ON LATERALS DUE TO TEMPORARY FAULTS.	\$ 17,000	SECOND HALF OF 2025
545	TRIPSAVER ON POLE JC152ABTC211	MONROE TOWNSHIP (MIDDLESEX)	REPLACE LATERAL FUSES WITH S&C TRIPSAVER II RECLOSER.	REDUCE SUSTAINED OUTAGES ON LATERALS DUE TO TEMPORARY FAULTS.	\$ 8,500	SECOND HALF OF 2025
546	TRIPSAVER ON POLE JC1543LD	LAKEWOOD TOWNSHIP (OCEAN)	REPLACE LATERAL FUSES WITH S&C TRIPSAVER II RECLOSER.	REDUCE SUSTAINED OUTAGES ON LATERALS DUE TO TEMPORARY FAULTS.	\$ 17,000	SECOND HALF OF 2025
547	TRIPSAVER ON POLE JC1606B	BERKELEY TOWNSHIP (OCEAN)	REPLACE LATERAL FUSES WITH S&C TRIPSAVER II RECLOSER.	REDUCE SUSTAINED OUTAGES ON LATERALS DUE TO TEMPORARY FAULTS.	\$ 17,000	SECOND HALF OF 2025
548	TRIPSAVER ON POLE JC1617ABT	ABERDEEN TOWNSHIP (MONMOUTH)	REPLACE LATERAL FUSES WITH S&C TRIPSAVER II RECLOSER.	REDUCE SUSTAINED OUTAGES ON LATERALS DUE TO TEMPORARY FAULTS.	\$ 8,500	SECOND HALF OF 2025
549	TRIPSAVER ON POLE JC162MDTE57	MIDDLETOWN TOWNSHIP (MONMOUTH)	REPLACE LATERAL FUSES WITH S&C TRIPSAVER II RECLOSER.	REDUCE SUSTAINED OUTAGES ON LATERALS DUE TO TEMPORARY FAULTS.	\$ 17,000	SECOND HALF OF 2025
550	TRIPSAVER ON POLE JC163UF	UPPER FREEHOLD TOWNSHIP (MONMOUTH)	REPLACE LATERAL FUSES WITH S&C TRIPSAVER II RECLOSER.	REDUCE SUSTAINED OUTAGES ON LATERALS DUE TO TEMPORARY FAULTS.	\$ 25,500	SECOND HALF OF 2025
551	TRIPSAVER ON POLE JC1656FRT	FREEHOLD TOWNSHIP (MONMOUTH)	REPLACE LATERAL FUSES WITH S&C TRIPSAVER II RECLOSER.	REDUCE SUSTAINED OUTAGES ON LATERALS DUE TO TEMPORARY FAULTS.	\$ 8,500	SECOND HALF OF 2025
552	TRIPSAVER ON POLE JC166RTB	ROOSEVELT BOROUGH (MONMOUTH)	REPLACE LATERAL FUSES WITH S&C TRIPSAVER II RECLOSER.	REDUCE SUSTAINED OUTAGES ON LATERALS DUE TO TEMPORARY FAULTS.	\$ 8,500	SECOND HALF OF 2025
<b>TOTAL 2025 COSTS</b>					<b>\$ 6,120,000</b>	

**FUSE REPLACEMENT WITH TRIPSAVER II 2026**

Location Count	LOCATION (Site No.)	TOWNSHIP (COUNTY)	DESCRIPTION	OBJECTIVE	COST ESTIMATE	PROJECTED IN-SERVICE DATE
553	TRIPSAVER ON POLE JC1677LD	LAKEWOOD TOWNSHIP (OCEAN)	REPLACE LATERAL FUSES WITH S&C TRIPSAVER II RECLOSER.	REDUCE SUSTAINED OUTAGES ON LATERALS DUE TO TEMPORARY FAULTS.	\$ 17,000	FIRST HALF OF 2026
554	TRIPSAVER ON POLE JC1706WLT	WALL TOWNSHIP (MONMOUTH)	REPLACE LATERAL FUSES WITH S&C TRIPSAVER II RECLOSER.	REDUCE SUSTAINED OUTAGES ON LATERALS DUE TO TEMPORARY FAULTS.	\$ 17,000	FIRST HALF OF 2026
555	TRIPSAVER ON POLE JC1725PTH	PARSIPPANY-TROY TOWNSHIP (MORRIS)	REPLACE LATERAL FUSES WITH S&C TRIPSAVER II RECLOSER.	REDUCE SUSTAINED OUTAGES ON LATERALS DUE TO TEMPORARY FAULTS.	\$ 17,000	FIRST HALF OF 2026
556	TRIPSAVER ON POLE JC172M	MORRISTOWN TOWN (MORRIS)	REPLACE LATERAL FUSES WITH S&C TRIPSAVER II RECLOSER.	REDUCE SUSTAINED OUTAGES ON LATERALS DUE TO TEMPORARY FAULTS.	\$ 8,500	FIRST HALF OF 2026
557	TRIPSAVER ON POLE JC1745UF	UPPER FREEHOLD TOWNSHIP (MONMOUTH)	REPLACE LATERAL FUSES WITH S&C TRIPSAVER II RECLOSER.	REDUCE SUSTAINED OUTAGES ON LATERALS DUE TO TEMPORARY FAULTS.	\$ 8,500	FIRST HALF OF 2026
558	TRIPSAVER ON POLE JC1751OC	OCEAN TOWNSHIP (MONMOUTH)	REPLACE LATERAL FUSES WITH S&C TRIPSAVER II RECLOSER.	REDUCE SUSTAINED OUTAGES ON LATERALS DUE TO TEMPORARY FAULTS.	\$ 17,000	FIRST HALF OF 2026
559	TRIPSAVER ON POLE JC1765SE	SAYREVILLE BOROUGH (MIDDLESEX)	REPLACE LATERAL FUSES WITH S&C TRIPSAVER II RECLOSER.	REDUCE SUSTAINED OUTAGES ON LATERALS DUE TO TEMPORARY FAULTS.	\$ 25,500	FIRST HALF OF 2026
560	TRIPSAVER ON POLE JC179BREO67	BRIELLE BOROUGH (MONMOUTH)	REPLACE LATERAL FUSES WITH S&C TRIPSAVER II RECLOSER.	REDUCE SUSTAINED OUTAGES ON LATERALS DUE TO TEMPORARY FAULTS.	\$ 17,000	FIRST HALF OF 2026

Location Count	LOCATION (Site No.)	TOWNSHIP (COUNTY)	DESCRIPTION	OBJECTIVE	COST ESTIMATE	PROJECTED IN-SERVICE DATE
561	TRIPSAVER ON POLE JC179HR	HANOVER TOWNSHIP (MORRIS)	REPLACE LATERAL FUSES WITH S&C TRIPSAVER II RECLOSER.	REDUCE SUSTAINED OUTAGES ON LATERALS DUE TO TEMPORARY FAULTS.	\$ 8,500	FIRST HALF OF 2026
562	TRIPSAVER ON POLE JC180PP	PT PLEASANT BEACH BOROUGH (OCEAN)	REPLACE LATERAL FUSES WITH S&C TRIPSAVER II RECLOSER.	REDUCE SUSTAINED OUTAGES ON LATERALS DUE TO TEMPORARY FAULTS.	\$ 25,500	FIRST HALF OF 2026
563	TRIPSAVER ON POLE JC180SP	SPRINGFIELD TOWNSHIP (BURLINGTON)	REPLACE LATERAL FUSES WITH S&C TRIPSAVER II RECLOSER.	REDUCE SUSTAINED OUTAGES ON LATERALS DUE TO TEMPORARY FAULTS.	\$ 25,500	FIRST HALF OF 2026
564	TRIPSAVER ON POLE JC183RD	RIVERDALE BOROUGH (MORRIS)	REPLACE LATERAL FUSES WITH S&C TRIPSAVER II RECLOSER.	REDUCE SUSTAINED OUTAGES ON LATERALS DUE TO TEMPORARY FAULTS.	\$ 8,500	FIRST HALF OF 2026
565	TRIPSAVER ON POLE JC184OGA	OCEAN GATE BOROUGH (OCEAN)	REPLACE LATERAL FUSES WITH S&C TRIPSAVER II RECLOSER.	REDUCE SUSTAINED OUTAGES ON LATERALS DUE TO TEMPORARY FAULTS.	\$ 17,000	FIRST HALF OF 2026
566	TRIPSAVER ON POLE JC1876LD	LAKEWOOD TOWNSHIP (OCEAN)	REPLACE LATERAL FUSES WITH S&C TRIPSAVER II RECLOSER.	REDUCE SUSTAINED OUTAGES ON LATERALS DUE TO TEMPORARY FAULTS.	\$ 17,000	FIRST HALF OF 2026
567	TRIPSAVER ON POLE JC187IN	INTERLAKEN BOROUGH (MONMOUTH)	REPLACE LATERAL FUSES WITH S&C TRIPSAVER II RECLOSER.	REDUCE SUSTAINED OUTAGES ON LATERALS DUE TO TEMPORARY FAULTS.	\$ 17,000	FIRST HALF OF 2026
568	TRIPSAVER ON POLE JC189MOB	MONMOUTH BEACH BOROUGH (MONMOUTH)	REPLACE LATERAL FUSES WITH S&C TRIPSAVER II RECLOSER.	REDUCE SUSTAINED OUTAGES ON LATERALS DUE TO TEMPORARY FAULTS.	\$ 25,500	FIRST HALF OF 2026
569	TRIPSAVER ON POLE JC18MNL	MOUNTAIN LAKES BOROUGH (MORRIS)	REPLACE LATERAL FUSES WITH S&C TRIPSAVER II RECLOSER.	REDUCE SUSTAINED OUTAGES ON LATERALS DUE TO TEMPORARY FAULTS.	\$ 8,500	FIRST HALF OF 2026
570	TRIPSAVER ON POLE JC1905DVT	TOMS RIVER TOWNSHIP (OCEAN)	REPLACE LATERAL FUSES WITH S&C TRIPSAVER II RECLOSER.	REDUCE SUSTAINED OUTAGES ON LATERALS DUE TO TEMPORARY FAULTS.	\$ 25,500	FIRST HALF OF 2026
571	TRIPSAVER ON POLE JC1921MRT	MORRIS TOWNSHIP (MORRIS)	REPLACE LATERAL FUSES WITH S&C TRIPSAVER II RECLOSER.	REDUCE SUSTAINED OUTAGES ON LATERALS DUE TO TEMPORARY FAULTS.	\$ 25,500	FIRST HALF OF 2026
572	TRIPSAVER ON POLE JC1927NPT	NEPTUNE TOWNSHIP (MONMOUTH)	REPLACE LATERAL FUSES WITH S&C TRIPSAVER II RECLOSER.	REDUCE SUSTAINED OUTAGES ON LATERALS DUE TO TEMPORARY FAULTS.	\$ 17,000	FIRST HALF OF 2026
573	TRIPSAVER ON POLE JC1936FRT	FREEHOLD TOWNSHIP (MONMOUTH)	REPLACE LATERAL FUSES WITH S&C TRIPSAVER II RECLOSER.	REDUCE SUSTAINED OUTAGES ON LATERALS DUE TO TEMPORARY FAULTS.	\$ 8,500	FIRST HALF OF 2026
574	TRIPSAVER ON POLE JC193PTH4	PARSIPPANY-TROY TOWNSHIP (MORRIS)	REPLACE LATERAL FUSES WITH S&C TRIPSAVER II RECLOSER.	REDUCE SUSTAINED OUTAGES ON LATERALS DUE TO TEMPORARY FAULTS.	\$ 8,500	FIRST HALF OF 2026
575	TRIPSAVER ON POLE JC1954OC	OCEAN TOWNSHIP (MONMOUTH)	REPLACE LATERAL FUSES WITH S&C TRIPSAVER II RECLOSER.	REDUCE SUSTAINED OUTAGES ON LATERALS DUE TO TEMPORARY FAULTS.	\$ 8,500	FIRST HALF OF 2026
576	TRIPSAVER ON POLE JC196PBE	PINE BEACH BOROUGH (OCEAN)	REPLACE LATERAL FUSES WITH S&C TRIPSAVER II RECLOSER.	REDUCE SUSTAINED OUTAGES ON LATERALS DUE TO TEMPORARY FAULTS.	\$ 25,500	FIRST HALF OF 2026
577	TRIPSAVER ON POLE JC1970LD	LAKEWOOD TOWNSHIP (OCEAN)	REPLACE LATERAL FUSES WITH S&C TRIPSAVER II RECLOSER.	REDUCE SUSTAINED OUTAGES ON LATERALS DUE TO TEMPORARY FAULTS.	\$ 25,500	FIRST HALF OF 2026
578	TRIPSAVER ON POLE JC1980PTH	PARSIPPANY-TROY TOWNSHIP (MORRIS)	REPLACE LATERAL FUSES WITH S&C TRIPSAVER II RECLOSER.	REDUCE SUSTAINED OUTAGES ON LATERALS DUE TO TEMPORARY FAULTS.	\$ 25,500	FIRST HALF OF 2026
579	TRIPSAVER ON POLE JC1983FRT	FREEHOLD TOWNSHIP (MONMOUTH)	REPLACE LATERAL FUSES WITH S&C TRIPSAVER II RECLOSER.	REDUCE SUSTAINED OUTAGES ON LATERALS DUE TO TEMPORARY FAULTS.	\$ 8,500	FIRST HALF OF 2026
580	TRIPSAVER ON POLE JC1985DVT	TOMS RIVER TOWNSHIP (OCEAN)	REPLACE LATERAL FUSES WITH S&C TRIPSAVER II RECLOSER.	REDUCE SUSTAINED OUTAGES ON LATERALS DUE TO TEMPORARY FAULTS.	\$ 8,500	FIRST HALF OF 2026
581	TRIPSAVER ON POLE JC1986DVT	TOMS RIVER TOWNSHIP (OCEAN)	REPLACE LATERAL FUSES WITH S&C TRIPSAVER II RECLOSER.	REDUCE SUSTAINED OUTAGES ON LATERALS DUE TO TEMPORARY FAULTS.	\$ 8,500	FIRST HALF OF 2026
582	TRIPSAVER ON POLE JC1991OBR	OLD BRIDGE TOWNSHIP (MIDDLESEX)	REPLACE LATERAL FUSES WITH S&C TRIPSAVER II RECLOSER.	REDUCE SUSTAINED OUTAGES ON LATERALS DUE TO TEMPORARY FAULTS.	\$ 8,500	FIRST HALF OF 2026
583	TRIPSAVER ON POLE JC1LP	LINCOLN PARK BOROUGH (MORRIS)	REPLACE LATERAL FUSES WITH S&C TRIPSAVER II RECLOSER.	REDUCE SUSTAINED OUTAGES ON LATERALS DUE TO TEMPORARY FAULTS.	\$ 8,500	FIRST HALF OF 2026
584	TRIPSAVER ON POLE JC1MRT	MORRIS TOWNSHIP (MORRIS)	REPLACE LATERAL FUSES WITH S&C TRIPSAVER II RECLOSER.	REDUCE SUSTAINED OUTAGES ON LATERALS DUE TO TEMPORARY FAULTS.	\$ 8,500	FIRST HALF OF 2026
585	TRIPSAVER ON POLE JC1MSB	MOUNTAINSIDE BOROUGH (UNION)	REPLACE LATERAL FUSES WITH S&C TRIPSAVER II RECLOSER.	REDUCE SUSTAINED OUTAGES ON LATERALS DUE TO TEMPORARY FAULTS.	\$ 8,500	FIRST HALF OF 2026
586	TRIPSAVER ON POLE JC2000ABT	ABERDEEN TOWNSHIP (MONMOUTH)	REPLACE LATERAL FUSES WITH S&C TRIPSAVER II RECLOSER.	REDUCE SUSTAINED OUTAGES ON LATERALS DUE TO TEMPORARY FAULTS.	\$ 17,000	FIRST HALF OF 2026
587	TRIPSAVER ON POLE JC2006LAC	LACEY TOWNSHIP (OCEAN)	REPLACE LATERAL FUSES WITH S&C TRIPSAVER II RECLOSER.	REDUCE SUSTAINED OUTAGES ON LATERALS DUE TO TEMPORARY FAULTS.	\$ 8,500	FIRST HALF OF 2026

Location Count	LOCATION (Site No.)	TOWNSHIP (COUNTY)	DESCRIPTION	OBJECTIVE	COST ESTIMATE	PROJECTED IN-SERVICE DATE
588	TRIPSAVER ON POLE JC2007ABT	ABERDEEN TOWNSHIP (MONMOUTH)	REPLACE LATERAL FUSES WITH S&C TRIPSAVER II RECLOSER.	REDUCE SUSTAINED OUTAGES ON LATERALS DUE TO TEMPORARY FAULTS.	\$ 8,500	FIRST HALF OF 2026
589	TRIPSAVER ON POLE JC200WY	WAYNE TOWNSHIP (PASSIAC)	REPLACE LATERAL FUSES WITH S&C TRIPSAVER II RECLOSER.	REDUCE SUSTAINED OUTAGES ON LATERALS DUE TO TEMPORARY FAULTS.	\$ 8,500	FIRST HALF OF 2026
590	TRIPSAVER ON POLE JC2010DVT	TOMS RIVER TOWNSHIP (OCEAN)	REPLACE LATERAL FUSES WITH S&C TRIPSAVER II RECLOSER.	REDUCE SUSTAINED OUTAGES ON LATERALS DUE TO TEMPORARY FAULTS.	\$ 8,500	FIRST HALF OF 2026
591	TRIPSAVER ON POLE JC2017OC	OCEAN TOWNSHIP (MONMOUTH)	REPLACE LATERAL FUSES WITH S&C TRIPSAVER II RECLOSER.	REDUCE SUSTAINED OUTAGES ON LATERALS DUE TO TEMPORARY FAULTS.	\$ 17,000	FIRST HALF OF 2026
592	TRIPSAVER ON POLE JC2020DVT	TOMS RIVER TOWNSHIP (OCEAN)	REPLACE LATERAL FUSES WITH S&C TRIPSAVER II RECLOSER.	REDUCE SUSTAINED OUTAGES ON LATERALS DUE TO TEMPORARY FAULTS.	\$ 25,500	FIRST HALF OF 2026
593	TRIPSAVER ON POLE JC2023MTE	MONTVILLE TOWNSHIP (MORRIS)	REPLACE LATERAL FUSES WITH S&C TRIPSAVER II RECLOSER.	REDUCE SUSTAINED OUTAGES ON LATERALS DUE TO TEMPORARY FAULTS.	\$ 8,500	FIRST HALF OF 2026
594	TRIPSAVER ON POLE JC2024PTH	PARSIPPANY-TROY TOWNSHIP (MORRIS)	REPLACE LATERAL FUSES WITH S&C TRIPSAVER II RECLOSER.	REDUCE SUSTAINED OUTAGES ON LATERALS DUE TO TEMPORARY FAULTS.	\$ 25,500	FIRST HALF OF 2026
595	TRIPSAVER ON POLE JC2026PTH	PARSIPPANY-TROY TOWNSHIP (MORRIS)	REPLACE LATERAL FUSES WITH S&C TRIPSAVER II RECLOSER.	REDUCE SUSTAINED OUTAGES ON LATERALS DUE TO TEMPORARY FAULTS.	\$ 25,500	FIRST HALF OF 2026
596	TRIPSAVER ON POLE JC2031ABT	ABERDEEN TOWNSHIP (MONMOUTH)	REPLACE LATERAL FUSES WITH S&C TRIPSAVER II RECLOSER.	REDUCE SUSTAINED OUTAGES ON LATERALS DUE TO TEMPORARY FAULTS.	\$ 8,500	FIRST HALF OF 2026
597	TRIPSAVER ON POLE JC2032M	MORRISTOWN TOWN (MORRIS)	REPLACE LATERAL FUSES WITH S&C TRIPSAVER II RECLOSER.	REDUCE SUSTAINED OUTAGES ON LATERALS DUE TO TEMPORARY FAULTS.	\$ 17,000	FIRST HALF OF 2026
598	TRIPSAVER ON POLE JC2033PM	PEMBERTON TOWNSHIP (BURLINGTON)	REPLACE LATERAL FUSES WITH S&C TRIPSAVER II RECLOSER.	REDUCE SUSTAINED OUTAGES ON LATERALS DUE TO TEMPORARY FAULTS.	\$ 8,500	FIRST HALF OF 2026
599	TRIPSAVER ON POLE JC2033UF	UPPER FREEHOLD TOWNSHIP (MONMOUTH)	REPLACE LATERAL FUSES WITH S&C TRIPSAVER II RECLOSER.	REDUCE SUSTAINED OUTAGES ON LATERALS DUE TO TEMPORARY FAULTS.	\$ 8,500	FIRST HALF OF 2026
600	TRIPSAVER ON POLE JC2038MNT	MONROE TOWNSHIP (MIDDLESEX)	REPLACE LATERAL FUSES WITH S&C TRIPSAVER II RECLOSER.	REDUCE SUSTAINED OUTAGES ON LATERALS DUE TO TEMPORARY FAULTS.	\$ 8,500	FIRST HALF OF 2026
601	TRIPSAVER ON POLE JC203SBL	SOUTH BELMAR BOROUGH (MONMOUTH)	REPLACE LATERAL FUSES WITH S&C TRIPSAVER II RECLOSER.	REDUCE SUSTAINED OUTAGES ON LATERALS DUE TO TEMPORARY FAULTS.	\$ 8,500	FIRST HALF OF 2026
602	TRIPSAVER ON POLE JC2053PM	PEMBERTON TOWNSHIP (BURLINGTON)	REPLACE LATERAL FUSES WITH S&C TRIPSAVER II RECLOSER.	REDUCE SUSTAINED OUTAGES ON LATERALS DUE TO TEMPORARY FAULTS.	\$ 25,500	FIRST HALF OF 2026
603	TRIPSAVER ON POLE JC2054LBR	LONG BRANCH CITY (MONMOUTH)	REPLACE LATERAL FUSES WITH S&C TRIPSAVER II RECLOSER.	REDUCE SUSTAINED OUTAGES ON LATERALS DUE TO TEMPORARY FAULTS.	\$ 25,500	FIRST HALF OF 2026
604	TRIPSAVER ON POLE JC205FH	FAIR HAVEN BOROUGH (MONMOUTH)	REPLACE LATERAL FUSES WITH S&C TRIPSAVER II RECLOSER.	REDUCE SUSTAINED OUTAGES ON LATERALS DUE TO TEMPORARY FAULTS.	\$ 25,500	FIRST HALF OF 2026
605	TRIPSAVER ON POLE JC205SP	SPRINGFIELD TOWNSHIP (BURLINGTON)	REPLACE LATERAL FUSES WITH S&C TRIPSAVER II RECLOSER.	REDUCE SUSTAINED OUTAGES ON LATERALS DUE TO TEMPORARY FAULTS.	\$ 17,000	FIRST HALF OF 2026
606	TRIPSAVER ON POLE JC2061MLN	MILLBURN TOWNSHIP (ESSEX)	REPLACE LATERAL FUSES WITH S&C TRIPSAVER II RECLOSER.	REDUCE SUSTAINED OUTAGES ON LATERALS DUE TO TEMPORARY FAULTS.	\$ 8,500	FIRST HALF OF 2026
607	TRIPSAVER ON POLE JC2065CN	COLTS NECK TOWNSHIP (MONMOUTH)	REPLACE LATERAL FUSES WITH S&C TRIPSAVER II RECLOSER.	REDUCE SUSTAINED OUTAGES ON LATERALS DUE TO TEMPORARY FAULTS.	\$ 25,500	FIRST HALF OF 2026
608	TRIPSAVER ON POLE JC2067MPN	MANALAPAN TOWNSHIP (MONMOUTH)	REPLACE LATERAL FUSES WITH S&C TRIPSAVER II RECLOSER.	REDUCE SUSTAINED OUTAGES ON LATERALS DUE TO TEMPORARY FAULTS.	\$ 8,500	SECOND HALF OF 2026
609	TRIPSAVER ON POLE JC2070BK	BRICK TOWNSHIP (OCEAN)	REPLACE LATERAL FUSES WITH S&C TRIPSAVER II RECLOSER.	REDUCE SUSTAINED OUTAGES ON LATERALS DUE TO TEMPORARY FAULTS.	\$ 17,000	SECOND HALF OF 2026
610	TRIPSAVER ON POLE JC2073MDT	MIDDLETOWN TOWNSHIP (MONMOUTH)	REPLACE LATERAL FUSES WITH S&C TRIPSAVER II RECLOSER.	REDUCE SUSTAINED OUTAGES ON LATERALS DUE TO TEMPORARY FAULTS.	\$ 8,500	SECOND HALF OF 2026
611	TRIPSAVER ON POLE JC2081ABT	ABERDEEN TOWNSHIP (MONMOUTH)	REPLACE LATERAL FUSES WITH S&C TRIPSAVER II RECLOSER.	REDUCE SUSTAINED OUTAGES ON LATERALS DUE TO TEMPORARY FAULTS.	\$ 25,500	SECOND HALF OF 2026
612	TRIPSAVER ON POLE JC208SHB	SHREWSBURY BOROUGH (MONMOUTH)	REPLACE LATERAL FUSES WITH S&C TRIPSAVER II RECLOSER.	REDUCE SUSTAINED OUTAGES ON LATERALS DUE TO TEMPORARY FAULTS.	\$ 17,000	SECOND HALF OF 2026
613	TRIPSAVER ON POLE JC209EBW	EAST BRUNSWICK TOWNSHIP (MIDDLESEX)	REPLACE LATERAL FUSES WITH S&C TRIPSAVER II RECLOSER.	REDUCE SUSTAINED OUTAGES ON LATERALS DUE TO TEMPORARY FAULTS.	\$ 25,500	SECOND HALF OF 2026
614	TRIPSAVER ON POLE JC2101OBR	OLD BRIDGE TOWNSHIP (MIDDLESEX)	REPLACE LATERAL FUSES WITH S&C TRIPSAVER II RECLOSER.	REDUCE SUSTAINED OUTAGES ON LATERALS DUE TO TEMPORARY FAULTS.	\$ 25,500	SECOND HALF OF 2026

Location Count	LOCATION (Site No.)	TOWNSHIP (COUNTY)	DESCRIPTION	OBJECTIVE	COST ESTIMATE	PROJECTED IN-SERVICE DATE
615	TRIPSAVER ON POLE JC2118MTE	MONTVILLE TOWNSHIP (MORRIS)	REPLACE LATERAL FUSES WITH S&C TRIPSAVER II RECLOSER.	REDUCE SUSTAINED OUTAGES ON LATERALS DUE TO TEMPORARY FAULTS.	\$ 25,500	SECOND HALF OF 2026
616	TRIPSAVER ON POLE JC211SDB	SPOTSWOOD BOROUGH (MIDDLESEX)	REPLACE LATERAL FUSES WITH S&C TRIPSAVER II RECLOSER.	REDUCE SUSTAINED OUTAGES ON LATERALS DUE TO TEMPORARY FAULTS.	\$ 8,500	SECOND HALF OF 2026
617	TRIPSAVER ON POLE JC2128PTH	PARSIPPANY-TROY TOWNSHIP (MORRIS)	REPLACE LATERAL FUSES WITH S&C TRIPSAVER II RECLOSER.	REDUCE SUSTAINED OUTAGES ON LATERALS DUE TO TEMPORARY FAULTS.	\$ 25,500	SECOND HALF OF 2026
618	TRIPSAVER ON POLE JC2130PTH	PARSIPPANY-TROY TOWNSHIP (MORRIS)	REPLACE LATERAL FUSES WITH S&C TRIPSAVER II RECLOSER.	REDUCE SUSTAINED OUTAGES ON LATERALS DUE TO TEMPORARY FAULTS.	\$ 25,500	SECOND HALF OF 2026
619	TRIPSAVER ON POLE JC2151BK	BRICK TOWNSHIP (OCEAN)	REPLACE LATERAL FUSES WITH S&C TRIPSAVER II RECLOSER.	REDUCE SUSTAINED OUTAGES ON LATERALS DUE TO TEMPORARY FAULTS.	\$ 17,000	SECOND HALF OF 2026
620	TRIPSAVER ON POLE JC2157JK	JACKSON TOWNSHIP (OCEAN)	REPLACE LATERAL FUSES WITH S&C TRIPSAVER II RECLOSER.	REDUCE SUSTAINED OUTAGES ON LATERALS DUE TO TEMPORARY FAULTS.	\$ 17,000	SECOND HALF OF 2026
621	TRIPSAVER ON POLE JC2171PTH	PARSIPPANY-TROY TOWNSHIP (MORRIS)	REPLACE LATERAL FUSES WITH S&C TRIPSAVER II RECLOSER.	REDUCE SUSTAINED OUTAGES ON LATERALS DUE TO TEMPORARY FAULTS.	\$ 25,500	SECOND HALF OF 2026
622	TRIPSAVER ON POLE JC217BKT146	BRICK TOWNSHIP (OCEAN)	REPLACE LATERAL FUSES WITH S&C TRIPSAVER II RECLOSER.	REDUCE SUSTAINED OUTAGES ON LATERALS DUE TO TEMPORARY FAULTS.	\$ 25,500	SECOND HALF OF 2026
623	TRIPSAVER ON POLE JC2182ABT	ABERDEEN TOWNSHIP (MONMOUTH)	REPLACE LATERAL FUSES WITH S&C TRIPSAVER II RECLOSER.	REDUCE SUSTAINED OUTAGES ON LATERALS DUE TO TEMPORARY FAULTS.	\$ 8,500	SECOND HALF OF 2026
624	TRIPSAVER ON POLE JC2185PTH	PARSIPPANY-TROY TOWNSHIP (MORRIS)	REPLACE LATERAL FUSES WITH S&C TRIPSAVER II RECLOSER.	REDUCE SUSTAINED OUTAGES ON LATERALS DUE TO TEMPORARY FAULTS.	\$ 25,500	SECOND HALF OF 2026
625	TRIPSAVER ON POLE JC2188M	MORRISTOWN TOWN (MORRIS)	REPLACE LATERAL FUSES WITH S&C TRIPSAVER II RECLOSER.	REDUCE SUSTAINED OUTAGES ON LATERALS DUE TO TEMPORARY FAULTS.	\$ 8,500	SECOND HALF OF 2026
626	TRIPSAVER ON POLE JC2243MRT	MORRIS TOWNSHIP (MORRIS)	REPLACE LATERAL FUSES WITH S&C TRIPSAVER II RECLOSER.	REDUCE SUSTAINED OUTAGES ON LATERALS DUE TO TEMPORARY FAULTS.	\$ 8,500	SECOND HALF OF 2026
627	TRIPSAVER ON POLE JC2249BK	BRICK TOWNSHIP (OCEAN)	REPLACE LATERAL FUSES WITH S&C TRIPSAVER II RECLOSER.	REDUCE SUSTAINED OUTAGES ON LATERALS DUE TO TEMPORARY FAULTS.	\$ 17,000	SECOND HALF OF 2026
628	TRIPSAVER ON POLE JC224SDB	SPOTSWOOD BOROUGH (MIDDLESEX)	REPLACE LATERAL FUSES WITH S&C TRIPSAVER II RECLOSER.	REDUCE SUSTAINED OUTAGES ON LATERALS DUE TO TEMPORARY FAULTS.	\$ 17,000	SECOND HALF OF 2026
629	TRIPSAVER ON POLE JC225HZ	HAZLET TOWNSHIP (MONMOUTH)	REPLACE LATERAL FUSES WITH S&C TRIPSAVER II RECLOSER.	REDUCE SUSTAINED OUTAGES ON LATERALS DUE TO TEMPORARY FAULTS.	\$ 8,500	SECOND HALF OF 2026
630	TRIPSAVER ON POLE JC2261M	MORRISTOWN TOWN (MORRIS)	REPLACE LATERAL FUSES WITH S&C TRIPSAVER II RECLOSER.	REDUCE SUSTAINED OUTAGES ON LATERALS DUE TO TEMPORARY FAULTS.	\$ 8,500	SECOND HALF OF 2026
631	TRIPSAVER ON POLE JC2261OBR	OLD BRIDGE TOWNSHIP (MIDDLESEX)	REPLACE LATERAL FUSES WITH S&C TRIPSAVER II RECLOSER.	REDUCE SUSTAINED OUTAGES ON LATERALS DUE TO TEMPORARY FAULTS.	\$ 8,500	SECOND HALF OF 2026
632	TRIPSAVER ON POLE JC227HZ	HAZLET TOWNSHIP (MONMOUTH)	REPLACE LATERAL FUSES WITH S&C TRIPSAVER II RECLOSER.	REDUCE SUSTAINED OUTAGES ON LATERALS DUE TO TEMPORARY FAULTS.	\$ 17,000	SECOND HALF OF 2026
633	TRIPSAVER ON POLE JC228ETN	EATONTOWN BOROUGH (MONMOUTH)	REPLACE LATERAL FUSES WITH S&C TRIPSAVER II RECLOSER.	REDUCE SUSTAINED OUTAGES ON LATERALS DUE TO TEMPORARY FAULTS.	\$ 8,500	SECOND HALF OF 2026
634	TRIPSAVER ON POLE JC22HL	HOWELL TOWNSHIP (MONMOUTH)	REPLACE LATERAL FUSES WITH S&C TRIPSAVER II RECLOSER.	REDUCE SUSTAINED OUTAGES ON LATERALS DUE TO TEMPORARY FAULTS.	\$ 25,500	SECOND HALF OF 2026
635	TRIPSAVER ON POLE JC2304MAR	MARLBORO TOWNSHIP (MONMOUTH)	REPLACE LATERAL FUSES WITH S&C TRIPSAVER II RECLOSER.	REDUCE SUSTAINED OUTAGES ON LATERALS DUE TO TEMPORARY FAULTS.	\$ 17,000	SECOND HALF OF 2026
636	TRIPSAVER ON POLE JC230SDB	SPOTSWOOD BOROUGH (MIDDLESEX)	REPLACE LATERAL FUSES WITH S&C TRIPSAVER II RECLOSER.	REDUCE SUSTAINED OUTAGES ON LATERALS DUE TO TEMPORARY FAULTS.	\$ 17,000	SECOND HALF OF 2026
637	TRIPSAVER ON POLE JC2313ABT	ABERDEEN TOWNSHIP (MONMOUTH)	REPLACE LATERAL FUSES WITH S&C TRIPSAVER II RECLOSER.	REDUCE SUSTAINED OUTAGES ON LATERALS DUE TO TEMPORARY FAULTS.	\$ 25,500	SECOND HALF OF 2026
638	TRIPSAVER ON POLE JC231BGT	BARNEGAT TOWNSHIP (OCEAN)	REPLACE LATERAL FUSES WITH S&C TRIPSAVER II RECLOSER.	REDUCE SUSTAINED OUTAGES ON LATERALS DUE TO TEMPORARY FAULTS.	\$ 17,000	SECOND HALF OF 2026
639	TRIPSAVER ON POLE JC2335ME	MILLSTONE TOWNSHIP (MONMOUTH)	REPLACE LATERAL FUSES WITH S&C TRIPSAVER II RECLOSER.	REDUCE SUSTAINED OUTAGES ON LATERALS DUE TO TEMPORARY FAULTS.	\$ 8,500	SECOND HALF OF 2026
640	TRIPSAVER ON POLE JC2339MDT	MIDDLETOWN TOWNSHIP (MONMOUTH)	REPLACE LATERAL FUSES WITH S&C TRIPSAVER II RECLOSER.	REDUCE SUSTAINED OUTAGES ON LATERALS DUE TO TEMPORARY FAULTS.	\$ 8,500	SECOND HALF OF 2026
641	TRIPSAVER ON POLE JC2353MDT	MIDDLETOWN TOWNSHIP (MONMOUTH)	REPLACE LATERAL FUSES WITH S&C TRIPSAVER II RECLOSER.	REDUCE SUSTAINED OUTAGES ON LATERALS DUE TO TEMPORARY FAULTS.	\$ 8,500	SECOND HALF OF 2026



Location Count	LOCATION (Site No.)	TOWNSHIP (COUNTY)	DESCRIPTION	OBJECTIVE	COST ESTIMATE	PROJECTED IN-SERVICE DATE
642	TRIPSAVER ON POLE JC235WLT190	WALL TOWNSHIP (MONMOUTH)	REPLACE LATERAL FUSES WITH S&C TRIPSAVER II RECLOSER.	REDUCE SUSTAINED OUTAGES ON LATERALS DUE TO TEMPORARY FAULTS.	\$ 17,000	SECOND HALF OF 2026
643	TRIPSAVER ON POLE JC239ETN	EATONTOWN BOROUGH (MONMOUTH)	REPLACE LATERAL FUSES WITH S&C TRIPSAVER II RECLOSER.	REDUCE SUSTAINED OUTAGES ON LATERALS DUE TO TEMPORARY FAULTS.	\$ 17,000	SECOND HALF OF 2026
644	TRIPSAVER ON POLE JC240BZ52	BERKELEY TOWNSHIP (OCEAN)	REPLACE LATERAL FUSES WITH S&C TRIPSAVER II RECLOSER.	REDUCE SUSTAINED OUTAGES ON LATERALS DUE TO TEMPORARY FAULTS.	\$ 8,500	SECOND HALF OF 2026
645	TRIPSAVER ON POLE JC2430FRT	FREEHOLD TOWNSHIP (MONMOUTH)	REPLACE LATERAL FUSES WITH S&C TRIPSAVER II RECLOSER.	REDUCE SUSTAINED OUTAGES ON LATERALS DUE TO TEMPORARY FAULTS.	\$ 25,500	SECOND HALF OF 2026
646	TRIPSAVER ON POLE JC243OBR	OLD BRIDGE TOWNSHIP (MIDDLESEX)	REPLACE LATERAL FUSES WITH S&C TRIPSAVER II RECLOSER.	REDUCE SUSTAINED OUTAGES ON LATERALS DUE TO TEMPORARY FAULTS.	\$ 8,500	SECOND HALF OF 2026
647	TRIPSAVER ON POLE JC2460UF	UPPER FREEHOLD TOWNSHIP (MONMOUTH)	REPLACE LATERAL FUSES WITH S&C TRIPSAVER II RECLOSER.	REDUCE SUSTAINED OUTAGES ON LATERALS DUE TO TEMPORARY FAULTS.	\$ 25,500	SECOND HALF OF 2026
648	TRIPSAVER ON POLE JC2468BK	BRICK TOWNSHIP (OCEAN)	REPLACE LATERAL FUSES WITH S&C TRIPSAVER II RECLOSER.	REDUCE SUSTAINED OUTAGES ON LATERALS DUE TO TEMPORARY FAULTS.	\$ 25,500	SECOND HALF OF 2026
649	TRIPSAVER ON POLE JC2472MTE	MONTVILLE TOWNSHIP (MORRIS)	REPLACE LATERAL FUSES WITH S&C TRIPSAVER II RECLOSER.	REDUCE SUSTAINED OUTAGES ON LATERALS DUE TO TEMPORARY FAULTS.	\$ 8,500	SECOND HALF OF 2026
650	TRIPSAVER ON POLE JC2482WLT	WALL TOWNSHIP (MONMOUTH)	REPLACE LATERAL FUSES WITH S&C TRIPSAVER II RECLOSER.	REDUCE SUSTAINED OUTAGES ON LATERALS DUE TO TEMPORARY FAULTS.	\$ 17,000	SECOND HALF OF 2026
651	TRIPSAVER ON POLE JC2486NPT	NEPTUNE TOWNSHIP (MONMOUTH)	REPLACE LATERAL FUSES WITH S&C TRIPSAVER II RECLOSER.	REDUCE SUSTAINED OUTAGES ON LATERALS DUE TO TEMPORARY FAULTS.	\$ 8,500	SECOND HALF OF 2026
652	TRIPSAVER ON POLE JC2486SE	SAYREVILLE BOROUGH (MIDDLESEX)	REPLACE LATERAL FUSES WITH S&C TRIPSAVER II RECLOSER.	REDUCE SUSTAINED OUTAGES ON LATERALS DUE TO TEMPORARY FAULTS.	\$ 25,500	SECOND HALF OF 2026
653	TRIPSAVER ON POLE JC2501HL	HOWELL TOWNSHIP (MONMOUTH)	REPLACE LATERAL FUSES WITH S&C TRIPSAVER II RECLOSER.	REDUCE SUSTAINED OUTAGES ON LATERALS DUE TO TEMPORARY FAULTS.	\$ 17,000	SECOND HALF OF 2026
654	TRIPSAVER ON POLE JC2531OBR	OLD BRIDGE TOWNSHIP (MIDDLESEX)	REPLACE LATERAL FUSES WITH S&C TRIPSAVER II RECLOSER.	REDUCE SUSTAINED OUTAGES ON LATERALS DUE TO TEMPORARY FAULTS.	\$ 8,500	SECOND HALF OF 2026
655	TRIPSAVER ON POLE JC255MAT	MATAWAN BOROUGH (MONMOUTH)	REPLACE LATERAL FUSES WITH S&C TRIPSAVER II RECLOSER.	REDUCE SUSTAINED OUTAGES ON LATERALS DUE TO TEMPORARY FAULTS.	\$ 8,500	SECOND HALF OF 2026
656	TRIPSAVER ON POLE JC255SF	SPRINGFIELD TOWNSHIP (UNION)	REPLACE LATERAL FUSES WITH S&C TRIPSAVER II RECLOSER.	REDUCE SUSTAINED OUTAGES ON LATERALS DUE TO TEMPORARY FAULTS.	\$ 8,500	SECOND HALF OF 2026
657	TRIPSAVER ON POLE JC2578DVT	TOMS RIVER TOWNSHIP (OCEAN)	REPLACE LATERAL FUSES WITH S&C TRIPSAVER II RECLOSER.	REDUCE SUSTAINED OUTAGES ON LATERALS DUE TO TEMPORARY FAULTS.	\$ 17,000	SECOND HALF OF 2026
658	TRIPSAVER ON POLE JC2580MPN	MANALAPAN TOWNSHIP (MONMOUTH)	REPLACE LATERAL FUSES WITH S&C TRIPSAVER II RECLOSER.	REDUCE SUSTAINED OUTAGES ON LATERALS DUE TO TEMPORARY FAULTS.	\$ 8,500	SECOND HALF OF 2026
659	TRIPSAVER ON POLE JC259HZ	HAZLET TOWNSHIP (MONMOUTH)	REPLACE LATERAL FUSES WITH S&C TRIPSAVER II RECLOSER.	REDUCE SUSTAINED OUTAGES ON LATERALS DUE TO TEMPORARY FAULTS.	\$ 17,000	SECOND HALF OF 2026
660	TRIPSAVER ON POLE JC25PL	POMPTON LAKES BOROUGH (PASSIAC)	REPLACE LATERAL FUSES WITH S&C TRIPSAVER II RECLOSER.	REDUCE SUSTAINED OUTAGES ON LATERALS DUE TO TEMPORARY FAULTS.	\$ 8,500	SECOND HALF OF 2026
<b>TOTAL 2026 COSTS</b>					<b>\$ 1,691,500</b>	
<b>FUSE REPLACEMENT WITH TRIPSAVER II 2027</b>						
Location Count	LOCATION (Site No.)	TOWNSHIP (COUNTY)	DESCRIPTION	OBJECTIVE	COST ESTIMATE	PROJECTED IN-SERVICE DATE
661	TRIPSAVER ON POLE JC261UNB	UNION BEACH BOROUGH (MONMOUTH)	REPLACE LATERAL FUSES WITH S&C TRIPSAVER II RECLOSER.	REDUCE SUSTAINED OUTAGES ON LATERALS DUE TO TEMPORARY FAULTS.	\$ 25,500	FIRST HALF OF 2027
662	TRIPSAVER ON POLE JC2622SE	SAYREVILLE BOROUGH (MIDDLESEX)	REPLACE LATERAL FUSES WITH S&C TRIPSAVER II RECLOSER.	REDUCE SUSTAINED OUTAGES ON LATERALS DUE TO TEMPORARY FAULTS.	\$ 8,500	FIRST HALF OF 2027
663	TRIPSAVER ON POLE JC2628SE	SAYREVILLE BOROUGH (MIDDLESEX)	REPLACE LATERAL FUSES WITH S&C TRIPSAVER II RECLOSER.	REDUCE SUSTAINED OUTAGES ON LATERALS DUE TO TEMPORARY FAULTS.	\$ 8,500	FIRST HALF OF 2027
664	TRIPSAVER ON POLE JC2631MDT	MIDDLETOWN TOWNSHIP (MONMOUTH)	REPLACE LATERAL FUSES WITH S&C TRIPSAVER II RECLOSER.	REDUCE SUSTAINED OUTAGES ON LATERALS DUE TO TEMPORARY FAULTS.	\$ 25,500	FIRST HALF OF 2027
665	TRIPSAVER ON POLE JC2637HL	HOWELL TOWNSHIP (MONMOUTH)	REPLACE LATERAL FUSES WITH S&C TRIPSAVER II RECLOSER.	REDUCE SUSTAINED OUTAGES ON LATERALS DUE TO TEMPORARY FAULTS.	\$ 17,000	FIRST HALF OF 2027

Location Count	LOCATION (Site No.)	TOWNSHIP (COUNTY)	DESCRIPTION	OBJECTIVE	COST ESTIMATE	PROJECTED IN-SERVICE DATE
666	TRIPSAVER ON POLE JC2648FRT	FREEHOLD TOWNSHIP (MONMOUTH)	REPLACE LATERAL FUSES WITH S&C TRIPSAVER II RECLOSER.	REDUCE SUSTAINED OUTAGES ON LATERALS DUE TO TEMPORARY FAULTS.	\$ 17,000	FIRST HALF OF 2027
667	TRIPSAVER ON POLE JC2675MNT	MONROE TOWNSHIP (MIDDLESEX)	REPLACE LATERAL FUSES WITH S&C TRIPSAVER II RECLOSER.	REDUCE SUSTAINED OUTAGES ON LATERALS DUE TO TEMPORARY FAULTS.	\$ 8,500	FIRST HALF OF 2027
668	TRIPSAVER ON POLE JC267NOH	NORTH HANOVER TOWNSHIP (BURLINGTON)	REPLACE LATERAL FUSES WITH S&C TRIPSAVER II RECLOSER.	REDUCE SUSTAINED OUTAGES ON LATERALS DUE TO TEMPORARY FAULTS.	\$ 25,500	FIRST HALF OF 2027
669	TRIPSAVER ON POLE JC2681FRT	FREEHOLD TOWNSHIP (MONMOUTH)	REPLACE LATERAL FUSES WITH S&C TRIPSAVER II RECLOSER.	REDUCE SUSTAINED OUTAGES ON LATERALS DUE TO TEMPORARY FAULTS.	\$ 25,500	FIRST HALF OF 2027
670	TRIPSAVER ON POLE JC2692PM	PEMBERTON TOWNSHIP (BURLINGTON)	REPLACE LATERAL FUSES WITH S&C TRIPSAVER II RECLOSER.	REDUCE SUSTAINED OUTAGES ON LATERALS DUE TO TEMPORARY FAULTS.	\$ 17,000	FIRST HALF OF 2027
671	TRIPSAVER ON POLE JC26BK	BRICK TOWNSHIP (OCEAN)	REPLACE LATERAL FUSES WITH S&C TRIPSAVER II RECLOSER.	REDUCE SUSTAINED OUTAGES ON LATERALS DUE TO TEMPORARY FAULTS.	\$ 17,000	FIRST HALF OF 2027
672	TRIPSAVER ON POLE JC2739OC	OCEAN TOWNSHIP (MONMOUTH)	REPLACE LATERAL FUSES WITH S&C TRIPSAVER II RECLOSER.	REDUCE SUSTAINED OUTAGES ON LATERALS DUE TO TEMPORARY FAULTS.	\$ 8,500	FIRST HALF OF 2027
673	TRIPSAVER ON POLE JC273NOH	NORTH HANOVER TOWNSHIP (BURLINGTON)	REPLACE LATERAL FUSES WITH S&C TRIPSAVER II RECLOSER.	REDUCE SUSTAINED OUTAGES ON LATERALS DUE TO TEMPORARY FAULTS.	\$ 17,000	FIRST HALF OF 2027
674	TRIPSAVER ON POLE JC277OC	OCEAN TOWNSHIP (MONMOUTH)	REPLACE LATERAL FUSES WITH S&C TRIPSAVER II RECLOSER.	REDUCE SUSTAINED OUTAGES ON LATERALS DUE TO TEMPORARY FAULTS.	\$ 17,000	FIRST HALF OF 2027
675	TRIPSAVER ON POLE JC280PPBT146	POINT PLEASANT BOROUGH (OCEAN)	REPLACE LATERAL FUSES WITH S&C TRIPSAVER II RECLOSER.	REDUCE SUSTAINED OUTAGES ON LATERALS DUE TO TEMPORARY FAULTS.	\$ 17,000	FIRST HALF OF 2027
676	TRIPSAVER ON POLE JC2820DVT	TOMS RIVER TOWNSHIP (OCEAN)	REPLACE LATERAL FUSES WITH S&C TRIPSAVER II RECLOSER.	REDUCE SUSTAINED OUTAGES ON LATERALS DUE TO TEMPORARY FAULTS.	\$ 17,000	FIRST HALF OF 2027
677	TRIPSAVER ON POLE JC2823SU	SUMMIT CITY (UNION)	REPLACE LATERAL FUSES WITH S&C TRIPSAVER II RECLOSER.	REDUCE SUSTAINED OUTAGES ON LATERALS DUE TO TEMPORARY FAULTS.	\$ 8,500	FIRST HALF OF 2027
678	TRIPSAVER ON POLE JC284LAC	LACEY TOWNSHIP (OCEAN)	REPLACE LATERAL FUSES WITH S&C TRIPSAVER II RECLOSER.	REDUCE SUSTAINED OUTAGES ON LATERALS DUE TO TEMPORARY FAULTS.	\$ 17,000	FIRST HALF OF 2027
679	TRIPSAVER ON POLE JC285SF	SPRINGFIELD TOWNSHIP (UNION)	REPLACE LATERAL FUSES WITH S&C TRIPSAVER II RECLOSER.	REDUCE SUSTAINED OUTAGES ON LATERALS DUE TO TEMPORARY FAULTS.	\$ 8,500	FIRST HALF OF 2027
680	TRIPSAVER ON POLE JC2961MDT	MIDDLETOWN TOWNSHIP (MONMOUTH)	REPLACE LATERAL FUSES WITH S&C TRIPSAVER II RECLOSER.	REDUCE SUSTAINED OUTAGES ON LATERALS DUE TO TEMPORARY FAULTS.	\$ 8,500	FIRST HALF OF 2027
681	TRIPSAVER ON POLE JC2971JK	JACKSON TOWNSHIP (OCEAN)	REPLACE LATERAL FUSES WITH S&C TRIPSAVER II RECLOSER.	REDUCE SUSTAINED OUTAGES ON LATERALS DUE TO TEMPORARY FAULTS.	\$ 25,500	FIRST HALF OF 2027
682	TRIPSAVER ON POLE JC2995BK	BRICK TOWNSHIP (OCEAN)	REPLACE LATERAL FUSES WITH S&C TRIPSAVER II RECLOSER.	REDUCE SUSTAINED OUTAGES ON LATERALS DUE TO TEMPORARY FAULTS.	\$ 25,500	FIRST HALF OF 2027
683	TRIPSAVER ON POLE JC29HGTJ136	HIGHTSTOWN BOROUGH (MERCER)	REPLACE LATERAL FUSES WITH S&C TRIPSAVER II RECLOSER.	REDUCE SUSTAINED OUTAGES ON LATERALS DUE TO TEMPORARY FAULTS.	\$ 17,000	FIRST HALF OF 2027
684	TRIPSAVER ON POLE JC3018SU	SUMMIT CITY (UNION)	REPLACE LATERAL FUSES WITH S&C TRIPSAVER II RECLOSER.	REDUCE SUSTAINED OUTAGES ON LATERALS DUE TO TEMPORARY FAULTS.	\$ 25,500	FIRST HALF OF 2027
685	TRIPSAVER ON POLE JC-3019MAR	MARLBORO TOWNSHIP (MONMOUTH)	REPLACE LATERAL FUSES WITH S&C TRIPSAVER II RECLOSER.	REDUCE SUSTAINED OUTAGES ON LATERALS DUE TO TEMPORARY FAULTS.	\$ 25,500	FIRST HALF OF 2027
686	TRIPSAVER ON POLE JC3046DVT	TOMS RIVER TOWNSHIP (OCEAN)	REPLACE LATERAL FUSES WITH S&C TRIPSAVER II RECLOSER.	REDUCE SUSTAINED OUTAGES ON LATERALS DUE TO TEMPORARY FAULTS.	\$ 17,000	FIRST HALF OF 2027
687	TRIPSAVER ON POLE JC304OC	OCEAN TOWNSHIP (MONMOUTH)	REPLACE LATERAL FUSES WITH S&C TRIPSAVER II RECLOSER.	REDUCE SUSTAINED OUTAGES ON LATERALS DUE TO TEMPORARY FAULTS.	\$ 17,000	FIRST HALF OF 2027
688	TRIPSAVER ON POLE JC3051PTH	PARSIPPANY-TROY TOWNSHIP (MORRIS)	REPLACE LATERAL FUSES WITH S&C TRIPSAVER II RECLOSER.	REDUCE SUSTAINED OUTAGES ON LATERALS DUE TO TEMPORARY FAULTS.	\$ 25,500	FIRST HALF OF 2027
689	TRIPSAVER ON POLE JC306NPT	NEPTUNE TOWNSHIP (MONMOUTH)	REPLACE LATERAL FUSES WITH S&C TRIPSAVER II RECLOSER.	REDUCE SUSTAINED OUTAGES ON LATERALS DUE TO TEMPORARY FAULTS.	\$ 25,500	FIRST HALF OF 2027
690	TRIPSAVER ON POLE JC307BEC	BEACHWOOD BOROUGH (OCEAN)	REPLACE LATERAL FUSES WITH S&C TRIPSAVER II RECLOSER.	REDUCE SUSTAINED OUTAGES ON LATERALS DUE TO TEMPORARY FAULTS.	\$ 17,000	FIRST HALF OF 2027
691	TRIPSAVER ON POLE JC3098DVT	TOMS RIVER TOWNSHIP (OCEAN)	REPLACE LATERAL FUSES WITH S&C TRIPSAVER II RECLOSER.	REDUCE SUSTAINED OUTAGES ON LATERALS DUE TO TEMPORARY FAULTS.	\$ 25,500	FIRST HALF OF 2027
692	TRIPSAVER ON POLE JC310MNT	MONROE TOWNSHIP (MIDDLESEX)	REPLACE LATERAL FUSES WITH S&C TRIPSAVER II RECLOSER.	REDUCE SUSTAINED OUTAGES ON LATERALS DUE TO TEMPORARY FAULTS.	\$ 25,500	FIRST HALF OF 2027

Location Count	LOCATION (Site No.)	TOWNSHIP (COUNTY)	DESCRIPTION	OBJECTIVE	COST ESTIMATE	PROJECTED IN-SERVICE DATE
693	TRIPSAVER ON POLE JC314KP	KEYPORT BOROUGH (MONMOUTH)	REPLACE LATERAL FUSES WITH S&C TRIPSAVER II RECLOSER.	REDUCE SUSTAINED OUTAGES ON LATERALS DUE TO TEMPORARY FAULTS.	\$ 8,500	FIRST HALF OF 2027
694	TRIPSAVER ON POLE JC3161DVT	TOMS RIVER TOWNSHIP (OCEAN)	REPLACE LATERAL FUSES WITH S&C TRIPSAVER II RECLOSER.	REDUCE SUSTAINED OUTAGES ON LATERALS DUE TO TEMPORARY FAULTS.	\$ 25,500	FIRST HALF OF 2027
695	TRIPSAVER ON POLE JC3180OBR	OLD BRIDGE TOWNSHIP (MIDDLESEX)	REPLACE LATERAL FUSES WITH S&C TRIPSAVER II RECLOSER.	REDUCE SUSTAINED OUTAGES ON LATERALS DUE TO TEMPORARY FAULTS.	\$ 8,500	FIRST HALF OF 2027
696	TRIPSAVER ON POLE JC3189DVT	TOMS RIVER TOWNSHIP (OCEAN)	REPLACE LATERAL FUSES WITH S&C TRIPSAVER II RECLOSER.	REDUCE SUSTAINED OUTAGES ON LATERALS DUE TO TEMPORARY FAULTS.	\$ 17,000	FIRST HALF OF 2027
697	TRIPSAVER ON POLE JC3194MNT	MONROE TOWNSHIP (MIDDLESEX)	REPLACE LATERAL FUSES WITH S&C TRIPSAVER II RECLOSER.	REDUCE SUSTAINED OUTAGES ON LATERALS DUE TO TEMPORARY FAULTS.	\$ 25,500	FIRST HALF OF 2027
698	TRIPSAVER ON POLE JC319EW	EAST WINDSOR TOWNSHIP (MERCER)	REPLACE LATERAL FUSES WITH S&C TRIPSAVER II RECLOSER.	REDUCE SUSTAINED OUTAGES ON LATERALS DUE TO TEMPORARY FAULTS.	\$ 25,500	FIRST HALF OF 2027
699	TRIPSAVER ON POLE JC3207DVT	TOMS RIVER TOWNSHIP (OCEAN)	REPLACE LATERAL FUSES WITH S&C TRIPSAVER II RECLOSER.	REDUCE SUSTAINED OUTAGES ON LATERALS DUE TO TEMPORARY FAULTS.	\$ 25,500	FIRST HALF OF 2027
700	TRIPSAVER ON POLE JC3207MAR	MARLBORO TOWNSHIP (MONMOUTH)	REPLACE LATERAL FUSES WITH S&C TRIPSAVER II RECLOSER.	REDUCE SUSTAINED OUTAGES ON LATERALS DUE TO TEMPORARY FAULTS.	\$ 8,500	FIRST HALF OF 2027
701	TRIPSAVER ON POLE JC3209CN	COLTS NECK TOWNSHIP (MONMOUTH)	REPLACE LATERAL FUSES WITH S&C TRIPSAVER II RECLOSER.	REDUCE SUSTAINED OUTAGES ON LATERALS DUE TO TEMPORARY FAULTS.	\$ 8,500	FIRST HALF OF 2027
702	TRIPSAVER ON POLE JC3214BK	BRICK TOWNSHIP (OCEAN)	REPLACE LATERAL FUSES WITH S&C TRIPSAVER II RECLOSER.	REDUCE SUSTAINED OUTAGES ON LATERALS DUE TO TEMPORARY FAULTS.	\$ 17,000	FIRST HALF OF 2027
703	TRIPSAVER ON POLE JC3222MRT	MORRIS TOWNSHIP (MORRIS)	REPLACE LATERAL FUSES WITH S&C TRIPSAVER II RECLOSER.	REDUCE SUSTAINED OUTAGES ON LATERALS DUE TO TEMPORARY FAULTS.	\$ 25,500	FIRST HALF OF 2027
704	TRIPSAVER ON POLE JC3227LD	LAKEWOOD TOWNSHIP (OCEAN)	REPLACE LATERAL FUSES WITH S&C TRIPSAVER II RECLOSER.	REDUCE SUSTAINED OUTAGES ON LATERALS DUE TO TEMPORARY FAULTS.	\$ 25,500	FIRST HALF OF 2027
705	TRIPSAVER ON POLE JC3227PM	PEMBERTON TOWNSHIP (BURLINGTON)	REPLACE LATERAL FUSES WITH S&C TRIPSAVER II RECLOSER.	REDUCE SUSTAINED OUTAGES ON LATERALS DUE TO TEMPORARY FAULTS.	\$ 8,500	FIRST HALF OF 2027
706	TRIPSAVER ON POLE JC3232JK	JACKSON TOWNSHIP (OCEAN)	REPLACE LATERAL FUSES WITH S&C TRIPSAVER II RECLOSER.	REDUCE SUSTAINED OUTAGES ON LATERALS DUE TO TEMPORARY FAULTS.	\$ 8,500	FIRST HALF OF 2027
707	TRIPSAVER ON POLE JC323SFQ17	SPRINGFIELD TOWNSHIP (UNION)	REPLACE LATERAL FUSES WITH S&C TRIPSAVER II RECLOSER.	REDUCE SUSTAINED OUTAGES ON LATERALS DUE TO TEMPORARY FAULTS.	\$ 25,500	FIRST HALF OF 2027
708	TRIPSAVER ON POLE JC3244BHT	BERKELEY HEIGHT TOWNSHIP (UNION)	REPLACE LATERAL FUSES WITH S&C TRIPSAVER II RECLOSER.	REDUCE SUSTAINED OUTAGES ON LATERALS DUE TO TEMPORARY FAULTS.	\$ 8,500	FIRST HALF OF 2027
709	TRIPSAVER ON POLE JC324EHTG761	EAST HANOVER TOWNSHIP (MORRIS)	REPLACE LATERAL FUSES WITH S&C TRIPSAVER II RECLOSER.	REDUCE SUSTAINED OUTAGES ON LATERALS DUE TO TEMPORARY FAULTS.	\$ 25,500	FIRST HALF OF 2027
710	TRIPSAVER ON POLE JC325BRE	BRIELLE BOROUGH (MONMOUTH)	REPLACE LATERAL FUSES WITH S&C TRIPSAVER II RECLOSER.	REDUCE SUSTAINED OUTAGES ON LATERALS DUE TO TEMPORARY FAULTS.	\$ 8,500	FIRST HALF OF 2027
711	TRIPSAVER ON POLE JC3272PM	PEMBERTON TOWNSHIP (BURLINGTON)	REPLACE LATERAL FUSES WITH S&C TRIPSAVER II RECLOSER.	REDUCE SUSTAINED OUTAGES ON LATERALS DUE TO TEMPORARY FAULTS.	\$ 8,500	FIRST HALF OF 2027
712	TRIPSAVER ON POLE JC3277HL	HOWELL TOWNSHIP (MONMOUTH)	REPLACE LATERAL FUSES WITH S&C TRIPSAVER II RECLOSER.	REDUCE SUSTAINED OUTAGES ON LATERALS DUE TO TEMPORARY FAULTS.	\$ 25,500	FIRST HALF OF 2027
713	TRIPSAVER ON POLE JC327ETN	EATONTOWN BOROUGH (MONMOUTH)	REPLACE LATERAL FUSES WITH S&C TRIPSAVER II RECLOSER.	REDUCE SUSTAINED OUTAGES ON LATERALS DUE TO TEMPORARY FAULTS.	\$ 25,500	FIRST HALF OF 2027
714	TRIPSAVER ON POLE JC327IH	ISLAND HEIGHTS BOROUGH (OCEAN)	REPLACE LATERAL FUSES WITH S&C TRIPSAVER II RECLOSER.	REDUCE SUSTAINED OUTAGES ON LATERALS DUE TO TEMPORARY FAULTS.	\$ 25,500	FIRST HALF OF 2027
715	TRIPSAVER ON POLE JC3317OBR	OLD BRIDGE TOWNSHIP (MIDDLESEX)	REPLACE LATERAL FUSES WITH S&C TRIPSAVER II RECLOSER.	REDUCE SUSTAINED OUTAGES ON LATERALS DUE TO TEMPORARY FAULTS.	\$ 8,500	FIRST HALF OF 2027
716	TRIPSAVER ON POLE JC331BEC	BEACHWOOD BOROUGH (OCEAN)	REPLACE LATERAL FUSES WITH S&C TRIPSAVER II RECLOSER.	REDUCE SUSTAINED OUTAGES ON LATERALS DUE TO TEMPORARY FAULTS.	\$ 25,500	FIRST HALF OF 2027
717	TRIPSAVER ON POLE JC331HLB	HIGHLANDS BOROUGH (MONMOUTH)	REPLACE LATERAL FUSES WITH S&C TRIPSAVER II RECLOSER.	REDUCE SUSTAINED OUTAGES ON LATERALS DUE TO TEMPORARY FAULTS.	\$ 8,500	FIRST HALF OF 2027
718	TRIPSAVER ON POLE JC3336SE	SAYREVILLE BOROUGH (MIDDLESEX)	REPLACE LATERAL FUSES WITH S&C TRIPSAVER II RECLOSER.	REDUCE SUSTAINED OUTAGES ON LATERALS DUE TO TEMPORARY FAULTS.	\$ 25,500	FIRST HALF OF 2027
719	TRIPSAVER ON POLE JC3349OBR	OLD BRIDGE TOWNSHIP (MIDDLESEX)	REPLACE LATERAL FUSES WITH S&C TRIPSAVER II RECLOSER.	REDUCE SUSTAINED OUTAGES ON LATERALS DUE TO TEMPORARY FAULTS.	\$ 25,500	FIRST HALF OF 2027

Location Count	LOCATION (Site No.)	TOWNSHIP (COUNTY)	DESCRIPTION	OBJECTIVE	COST ESTIMATE	PROJECTED IN-SERVICE DATE
720	TRIPSAVER ON POLE JC3354DVT	TOMS RIVER TOWNSHIP (OCEAN)	REPLACE LATERAL FUSES WITH S&C TRIPSAVER II RECLOSER.	REDUCE SUSTAINED OUTAGES ON LATERALS DUE TO TEMPORARY FAULTS.	\$ 17,000	FIRST HALF OF 2027
721	TRIPSAVER ON POLE JC3366MAR	MARLBORO TOWNSHIP (MONMOUTH)	REPLACE LATERAL FUSES WITH S&C TRIPSAVER II RECLOSER.	REDUCE SUSTAINED OUTAGES ON LATERALS DUE TO TEMPORARY FAULTS.	\$ 8,500	FIRST HALF OF 2027
722	TRIPSAVER ON POLE JC338PPR44	PT PLEASANT BEACH BOROUGH (OCEAN)	REPLACE LATERAL FUSES WITH S&C TRIPSAVER II RECLOSER.	REDUCE SUSTAINED OUTAGES ON LATERALS DUE TO TEMPORARY FAULTS.	\$ 8,500	FIRST HALF OF 2027
723	TRIPSAVER ON POLE JC3429FRT	FREEHOLD TOWNSHIP (MONMOUTH)	REPLACE LATERAL FUSES WITH S&C TRIPSAVER II RECLOSER.	REDUCE SUSTAINED OUTAGES ON LATERALS DUE TO TEMPORARY FAULTS.	\$ 8,500	FIRST HALF OF 2027
724	TRIPSAVER ON POLE JC346MTEG709	MONTVILLE TOWNSHIP (MORRIS)	REPLACE LATERAL FUSES WITH S&C TRIPSAVER II RECLOSER.	REDUCE SUSTAINED OUTAGES ON LATERALS DUE TO TEMPORARY FAULTS.	\$ 8,500	FIRST HALF OF 2027
725	TRIPSAVER ON POLE JC350LVT	LIVINGSTON TOWNSHIP (ESSEX)	REPLACE LATERAL FUSES WITH S&C TRIPSAVER II RECLOSER.	REDUCE SUSTAINED OUTAGES ON LATERALS DUE TO TEMPORARY FAULTS.	\$ 8,500	FIRST HALF OF 2027
726	TRIPSAVER ON POLE JC352ME	MILLSTONE TOWNSHIP (MONMOUTH)	REPLACE LATERAL FUSES WITH S&C TRIPSAVER II RECLOSER.	REDUCE SUSTAINED OUTAGES ON LATERALS DUE TO TEMPORARY FAULTS.	\$ 25,500	FIRST HALF OF 2027
727	TRIPSAVER ON POLE JC3561BK	BRICK TOWNSHIP (OCEAN)	REPLACE LATERAL FUSES WITH S&C TRIPSAVER II RECLOSER.	REDUCE SUSTAINED OUTAGES ON LATERALS DUE TO TEMPORARY FAULTS.	\$ 17,000	FIRST HALF OF 2027
728	TRIPSAVER ON POLE JC3569SE	SAYREVILLE BOROUGH (MIDDLESEX)	REPLACE LATERAL FUSES WITH S&C TRIPSAVER II RECLOSER.	REDUCE SUSTAINED OUTAGES ON LATERALS DUE TO TEMPORARY FAULTS.	\$ 8,500	FIRST HALF OF 2027
729	TRIPSAVER ON POLE JC356NPT	NEPTUNE TOWNSHIP (MONMOUTH)	REPLACE LATERAL FUSES WITH S&C TRIPSAVER II RECLOSER.	REDUCE SUSTAINED OUTAGES ON LATERALS DUE TO TEMPORARY FAULTS.	\$ 25,500	FIRST HALF OF 2027
730	TRIPSAVER ON POLE JC357CM	CHATHAM BOROUGH (MORRIS)	REPLACE LATERAL FUSES WITH S&C TRIPSAVER II RECLOSER.	REDUCE SUSTAINED OUTAGES ON LATERALS DUE TO TEMPORARY FAULTS.	\$ 25,500	FIRST HALF OF 2027
731	TRIPSAVER ON POLE JC35SDBG85	SPOTSWOOD BOROUGH (MIDDLESEX)	REPLACE LATERAL FUSES WITH S&C TRIPSAVER II RECLOSER.	REDUCE SUSTAINED OUTAGES ON LATERALS DUE TO TEMPORARY FAULTS.	\$ 8,500	FIRST HALF OF 2027
732	TRIPSAVER ON POLE JC3613LD	LAKEWOOD TOWNSHIP (OCEAN)	REPLACE LATERAL FUSES WITH S&C TRIPSAVER II RECLOSER.	REDUCE SUSTAINED OUTAGES ON LATERALS DUE TO TEMPORARY FAULTS.	\$ 17,000	FIRST HALF OF 2027
733	TRIPSAVER ON POLE JC3627PTH	PARSIPPANY-TROY TOWNSHIP (MORRIS)	REPLACE LATERAL FUSES WITH S&C TRIPSAVER II RECLOSER.	REDUCE SUSTAINED OUTAGES ON LATERALS DUE TO TEMPORARY FAULTS.	\$ 25,500	FIRST HALF OF 2027
734	TRIPSAVER ON POLE JC3634HL	HOWELL TOWNSHIP (MONMOUTH)	REPLACE LATERAL FUSES WITH S&C TRIPSAVER II RECLOSER.	REDUCE SUSTAINED OUTAGES ON LATERALS DUE TO TEMPORARY FAULTS.	\$ 8,500	FIRST HALF OF 2027
735	TRIPSAVER ON POLE JC3651HL	HOWELL TOWNSHIP (MONMOUTH)	REPLACE LATERAL FUSES WITH S&C TRIPSAVER II RECLOSER.	REDUCE SUSTAINED OUTAGES ON LATERALS DUE TO TEMPORARY FAULTS.	\$ 25,500	FIRST HALF OF 2027
736	TRIPSAVER ON POLE JC3668MDT	MIDDLETOWN TOWNSHIP (MONMOUTH)	REPLACE LATERAL FUSES WITH S&C TRIPSAVER II RECLOSER.	REDUCE SUSTAINED OUTAGES ON LATERALS DUE TO TEMPORARY FAULTS.	\$ 17,000	FIRST HALF OF 2027
737	TRIPSAVER ON POLE JC3675HL	HOWELL TOWNSHIP (MONMOUTH)	REPLACE LATERAL FUSES WITH S&C TRIPSAVER II RECLOSER.	REDUCE SUSTAINED OUTAGES ON LATERALS DUE TO TEMPORARY FAULTS.	\$ 8,500	FIRST HALF OF 2027
738	TRIPSAVER ON POLE JC36IH	ISLAND HEIGHTS BOROUGH (OCEAN)	REPLACE LATERAL FUSES WITH S&C TRIPSAVER II RECLOSER.	REDUCE SUSTAINED OUTAGES ON LATERALS DUE TO TEMPORARY FAULTS.	\$ 17,000	FIRST HALF OF 2027
739	TRIPSAVER ON POLE JC36MPN	MANALAPAN TOWNSHIP (MONMOUTH)	REPLACE LATERAL FUSES WITH S&C TRIPSAVER II RECLOSER.	REDUCE SUSTAINED OUTAGES ON LATERALS DUE TO TEMPORARY FAULTS.	\$ 25,500	FIRST HALF OF 2027
740	TRIPSAVER ON POLE JC3720MC	MANCHESTER TOWNSHIP (OCEAN)	REPLACE LATERAL FUSES WITH S&C TRIPSAVER II RECLOSER.	REDUCE SUSTAINED OUTAGES ON LATERALS DUE TO TEMPORARY FAULTS.	\$ 25,500	FIRST HALF OF 2027
741	TRIPSAVER ON POLE JC3752MDT	MIDDLETOWN TOWNSHIP (MONMOUTH)	REPLACE LATERAL FUSES WITH S&C TRIPSAVER II RECLOSER.	REDUCE SUSTAINED OUTAGES ON LATERALS DUE TO TEMPORARY FAULTS.	\$ 17,000	FIRST HALF OF 2027
742	TRIPSAVER ON POLE JC3753NPT	NEPTUNE TOWNSHIP (MONMOUTH)	REPLACE LATERAL FUSES WITH S&C TRIPSAVER II RECLOSER.	REDUCE SUSTAINED OUTAGES ON LATERALS DUE TO TEMPORARY FAULTS.	\$ 25,500	FIRST HALF OF 2027
743	TRIPSAVER ON POLE JC377M	MORRISTOWN TOWN (MORRIS)	REPLACE LATERAL FUSES WITH S&C TRIPSAVER II RECLOSER.	REDUCE SUSTAINED OUTAGES ON LATERALS DUE TO TEMPORARY FAULTS.	\$ 25,500	FIRST HALF OF 2027
744	TRIPSAVER ON POLE JC3786FRT	FREEHOLD TOWNSHIP (MONMOUTH)	REPLACE LATERAL FUSES WITH S&C TRIPSAVER II RECLOSER.	REDUCE SUSTAINED OUTAGES ON LATERALS DUE TO TEMPORARY FAULTS.	\$ 17,000	FIRST HALF OF 2027
745	TRIPSAVER ON POLE JC378CM	CHATHAM BOROUGH (MORRIS)	REPLACE LATERAL FUSES WITH S&C TRIPSAVER II RECLOSER.	REDUCE SUSTAINED OUTAGES ON LATERALS DUE TO TEMPORARY FAULTS.	\$ 25,500	FIRST HALF OF 2027
746	TRIPSAVER ON POLE JC3791HL	HOWELL TOWNSHIP (MONMOUTH)	REPLACE LATERAL FUSES WITH S&C TRIPSAVER II RECLOSER.	REDUCE SUSTAINED OUTAGES ON LATERALS DUE TO TEMPORARY FAULTS.	\$ 8,500	FIRST HALF OF 2027

Location Count	LOCATION (Site No.)	TOWNSHIP (COUNTY)	DESCRIPTION	OBJECTIVE	COST ESTIMATE	PROJECTED IN-SERVICE DATE
747	TRIPSAVER ON POLE JC384MC	MANCHESTER TOWNSHIP (OCEAN)	REPLACE LATERAL FUSES WITH S&C TRIPSAVER II RECLOSER.	REDUCE SUSTAINED OUTAGES ON LATERALS DUE TO TEMPORARY FAULTS.	\$ 17,000	FIRST HALF OF 2027
748	TRIPSAVER ON POLE JC387NPE	NEW PROVIDENCE BOROUGH (UNION)	REPLACE LATERAL FUSES WITH S&C TRIPSAVER II RECLOSER.	REDUCE SUSTAINED OUTAGES ON LATERALS DUE TO TEMPORARY FAULTS.	\$ 8,500	FIRST HALF OF 2027
749	TRIPSAVER ON POLE JC3898B	BERKELEY TOWNSHIP (OCEAN)	REPLACE LATERAL FUSES WITH S&C TRIPSAVER II RECLOSER.	REDUCE SUSTAINED OUTAGES ON LATERALS DUE TO TEMPORARY FAULTS.	\$ 25,500	FIRST HALF OF 2027
750	TRIPSAVER ON POLE JC38SL	SPRING LAKE BOROUGH (MONMOUTH)	REPLACE LATERAL FUSES WITH S&C TRIPSAVER II RECLOSER.	REDUCE SUSTAINED OUTAGES ON LATERALS DUE TO TEMPORARY FAULTS.	\$ 25,500	FIRST HALF OF 2027
751	TRIPSAVER ON POLE JC392NC	NEPTUNE CITY BOROUGH (MONMOUTH)	REPLACE LATERAL FUSES WITH S&C TRIPSAVER II RECLOSER.	REDUCE SUSTAINED OUTAGES ON LATERALS DUE TO TEMPORARY FAULTS.	\$ 25,500	FIRST HALF OF 2027
752	TRIPSAVER ON POLE JC3962PCT	LONG HILL TOWNSHIP (MORRIS)	REPLACE LATERAL FUSES WITH S&C TRIPSAVER II RECLOSER.	REDUCE SUSTAINED OUTAGES ON LATERALS DUE TO TEMPORARY FAULTS.	\$ 8,500	FIRST HALF OF 2027
753	TRIPSAVER ON POLE JC398PTH	PARSIPPANY-TROY TOWNSHIP (MORRIS)	REPLACE LATERAL FUSES WITH S&C TRIPSAVER II RECLOSER.	REDUCE SUSTAINED OUTAGES ON LATERALS DUE TO TEMPORARY FAULTS.	\$ 17,000	FIRST HALF OF 2027
754	TRIPSAVER ON POLE JC4036OBR	OLD BRIDGE TOWNSHIP (MIDDLESEX)	REPLACE LATERAL FUSES WITH S&C TRIPSAVER II RECLOSER.	REDUCE SUSTAINED OUTAGES ON LATERALS DUE TO TEMPORARY FAULTS.	\$ 8,500	FIRST HALF OF 2027
755	TRIPSAVER ON POLE JC4036WLT	WALL TOWNSHIP (MONMOUTH)	REPLACE LATERAL FUSES WITH S&C TRIPSAVER II RECLOSER.	REDUCE SUSTAINED OUTAGES ON LATERALS DUE TO TEMPORARY FAULTS.	\$ 17,000	FIRST HALF OF 2027
756	TRIPSAVER ON POLE JC4069JK	JACKSON TOWNSHIP (OCEAN)	REPLACE LATERAL FUSES WITH S&C TRIPSAVER II RECLOSER.	REDUCE SUSTAINED OUTAGES ON LATERALS DUE TO TEMPORARY FAULTS.	\$ 8,500	FIRST HALF OF 2027
757	TRIPSAVER ON POLE JC407BLMD130	BELMAR BOROUGH (MONMOUTH)	REPLACE LATERAL FUSES WITH S&C TRIPSAVER II RECLOSER.	REDUCE SUSTAINED OUTAGES ON LATERALS DUE TO TEMPORARY FAULTS.	\$ 17,000	FIRST HALF OF 2027
758	TRIPSAVER ON POLE JC4100JK	JACKSON TOWNSHIP (OCEAN)	REPLACE LATERAL FUSES WITH S&C TRIPSAVER II RECLOSER.	REDUCE SUSTAINED OUTAGES ON LATERALS DUE TO TEMPORARY FAULTS.	\$ 8,500	FIRST HALF OF 2027
759	TRIPSAVER ON POLE JC4117PM	PEMBERTON TOWNSHIP (BURLINGTON)	REPLACE LATERAL FUSES WITH S&C TRIPSAVER II RECLOSER.	REDUCE SUSTAINED OUTAGES ON LATERALS DUE TO TEMPORARY FAULTS.	\$ 8,500	FIRST HALF OF 2027
760	TRIPSAVER ON POLE JC412HL	HOWELL TOWNSHIP (MONMOUTH)	REPLACE LATERAL FUSES WITH S&C TRIPSAVER II RECLOSER.	REDUCE SUSTAINED OUTAGES ON LATERALS DUE TO TEMPORARY FAULTS.	\$ 25,500	FIRST HALF OF 2027
761	TRIPSAVER ON POLE JC4135MRT	MORRIS TOWNSHIP (MORRIS)	REPLACE LATERAL FUSES WITH S&C TRIPSAVER II RECLOSER.	REDUCE SUSTAINED OUTAGES ON LATERALS DUE TO TEMPORARY FAULTS.	\$ 25,500	FIRST HALF OF 2027
762	TRIPSAVER ON POLE JC4138JK	JACKSON TOWNSHIP (OCEAN)	REPLACE LATERAL FUSES WITH S&C TRIPSAVER II RECLOSER.	REDUCE SUSTAINED OUTAGES ON LATERALS DUE TO TEMPORARY FAULTS.	\$ 17,000	FIRST HALF OF 2027
763	TRIPSAVER ON POLE JC4168PCT	LONG HILL TOWNSHIP (MORRIS)	REPLACE LATERAL FUSES WITH S&C TRIPSAVER II RECLOSER.	REDUCE SUSTAINED OUTAGES ON LATERALS DUE TO TEMPORARY FAULTS.	\$ 8,500	FIRST HALF OF 2027
764	TRIPSAVER ON POLE JC420PCT	LONG HILL TOWNSHIP (MORRIS)	REPLACE LATERAL FUSES WITH S&C TRIPSAVER II RECLOSER.	REDUCE SUSTAINED OUTAGES ON LATERALS DUE TO TEMPORARY FAULTS.	\$ 8,500	FIRST HALF OF 2027
765	TRIPSAVER ON POLE JC4225BK	BRICK TOWNSHIP (OCEAN)	REPLACE LATERAL FUSES WITH S&C TRIPSAVER II RECLOSER.	REDUCE SUSTAINED OUTAGES ON LATERALS DUE TO TEMPORARY FAULTS.	\$ 8,500	FIRST HALF OF 2027
766	TRIPSAVER ON POLE JC426MRT	MORRIS TOWNSHIP (MORRIS)	REPLACE LATERAL FUSES WITH S&C TRIPSAVER II RECLOSER.	REDUCE SUSTAINED OUTAGES ON LATERALS DUE TO TEMPORARY FAULTS.	\$ 25,500	FIRST HALF OF 2027
767	TRIPSAVER ON POLE JC429DVTC55	TOMS RIVER TOWNSHIP (OCEAN)	REPLACE LATERAL FUSES WITH S&C TRIPSAVER II RECLOSER.	REDUCE SUSTAINED OUTAGES ON LATERALS DUE TO TEMPORARY FAULTS.	\$ 25,500	FIRST HALF OF 2027
768	TRIPSAVER ON POLE JC4319JK	JACKSON TOWNSHIP (OCEAN)	REPLACE LATERAL FUSES WITH S&C TRIPSAVER II RECLOSER.	REDUCE SUSTAINED OUTAGES ON LATERALS DUE TO TEMPORARY FAULTS.	\$ 25,500	FIRST HALF OF 2027
769	TRIPSAVER ON POLE JC4365DVT	TOMS RIVER TOWNSHIP (OCEAN)	REPLACE LATERAL FUSES WITH S&C TRIPSAVER II RECLOSER.	REDUCE SUSTAINED OUTAGES ON LATERALS DUE TO TEMPORARY FAULTS.	\$ 8,500	FIRST HALF OF 2027
770	TRIPSAVER ON POLE JC4369LD	LAKEWOOD TOWNSHIP (OCEAN)	REPLACE LATERAL FUSES WITH S&C TRIPSAVER II RECLOSER.	REDUCE SUSTAINED OUTAGES ON LATERALS DUE TO TEMPORARY FAULTS.	\$ 8,500	FIRST HALF OF 2027
771	TRIPSAVER ON POLE JC438SH	SOUTHAMPTON TOWNSHIP (BURLINGTON)	REPLACE LATERAL FUSES WITH S&C TRIPSAVER II RECLOSER.	REDUCE SUSTAINED OUTAGES ON LATERALS DUE TO TEMPORARY FAULTS.	\$ 8,500	FIRST HALF OF 2027
772	TRIPSAVER ON POLE JC441ME	MILLSTONE TOWNSHIP (MONMOUTH)	REPLACE LATERAL FUSES WITH S&C TRIPSAVER II RECLOSER.	REDUCE SUSTAINED OUTAGES ON LATERALS DUE TO TEMPORARY FAULTS.	\$ 8,500	FIRST HALF OF 2027
773	TRIPSAVER ON POLE JC446CM	CHATHAM BOROUGH (MORRIS)	REPLACE LATERAL FUSES WITH S&C TRIPSAVER II RECLOSER.	REDUCE SUSTAINED OUTAGES ON LATERALS DUE TO TEMPORARY FAULTS.	\$ 25,500	FIRST HALF OF 2027

Location Count	LOCATION (Site No.)	TOWNSHIP (COUNTY)	DESCRIPTION	OBJECTIVE	COST ESTIMATE	PROJECTED IN-SERVICE DATE
774	TRIPSAVER ON POLE JC447MAR	MARLBORO TOWNSHIP (MONMOUTH)	REPLACE LATERAL FUSES WITH S&C TRIPSAVER II RECLOSER.	REDUCE SUSTAINED OUTAGES ON LATERALS DUE TO TEMPORARY FAULTS.	\$ 25,500	FIRST HALF OF 2027
775	TRIPSAVER ON POLE JC448EW	EAST WINDSOR TOWNSHIP (MERCER)	REPLACE LATERAL FUSES WITH S&C TRIPSAVER II RECLOSER.	REDUCE SUSTAINED OUTAGES ON LATERALS DUE TO TEMPORARY FAULTS.	\$ 17,000	FIRST HALF OF 2027
776	TRIPSAVER ON POLE JC449AH	ATLANTIC HIGHLD BOROUGH (MONMOUTH)	REPLACE LATERAL FUSES WITH S&C TRIPSAVER II RECLOSER.	REDUCE SUSTAINED OUTAGES ON LATERALS DUE TO TEMPORARY FAULTS.	\$ 25,500	FIRST HALF OF 2027
777	TRIPSAVER ON POLE JC44MAT	MATAWAN BOROUGH (MONMOUTH)	REPLACE LATERAL FUSES WITH S&C TRIPSAVER II RECLOSER.	REDUCE SUSTAINED OUTAGES ON LATERALS DUE TO TEMPORARY FAULTS.	\$ 25,500	FIRST HALF OF 2027
778	TRIPSAVER ON POLE JC4500WLT	WALL TOWNSHIP (MONMOUTH)	REPLACE LATERAL FUSES WITH S&C TRIPSAVER II RECLOSER.	REDUCE SUSTAINED OUTAGES ON LATERALS DUE TO TEMPORARY FAULTS.	\$ 17,000	FIRST HALF OF 2027
779	TRIPSAVER ON POLE JC451CMT	CHATHAM TOWNSHIP (MORRIS)	REPLACE LATERAL FUSES WITH S&C TRIPSAVER II RECLOSER.	REDUCE SUSTAINED OUTAGES ON LATERALS DUE TO TEMPORARY FAULTS.	\$ 25,500	FIRST HALF OF 2027
780	TRIPSAVER ON POLE JC452SEAD212	SEASIDE PARK BOROUGH (OCEAN)	REPLACE LATERAL FUSES WITH S&C TRIPSAVER II RECLOSER.	REDUCE SUSTAINED OUTAGES ON LATERALS DUE TO TEMPORARY FAULTS.	\$ 25,500	SECOND HALF OF 2027
781	TRIPSAVER ON POLE JC457OC	OCEAN TOWNSHIP (MONMOUTH)	REPLACE LATERAL FUSES WITH S&C TRIPSAVER II RECLOSER.	REDUCE SUSTAINED OUTAGES ON LATERALS DUE TO TEMPORARY FAULTS.	\$ 17,000	SECOND HALF OF 2027
782	TRIPSAVER ON POLE JC4596WN	WARREN TOWNSHIP (SOMERSET)	REPLACE LATERAL FUSES WITH S&C TRIPSAVER II RECLOSER.	REDUCE SUSTAINED OUTAGES ON LATERALS DUE TO TEMPORARY FAULTS.	\$ 8,500	SECOND HALF OF 2027
783	TRIPSAVER ON POLE JC4679WLT	WALL TOWNSHIP (MONMOUTH)	REPLACE LATERAL FUSES WITH S&C TRIPSAVER II RECLOSER.	REDUCE SUSTAINED OUTAGES ON LATERALS DUE TO TEMPORARY FAULTS.	\$ 17,000	SECOND HALF OF 2027
784	TRIPSAVER ON POLE JC470ON	OCEAN TOWNSHIP (OCEAN)	REPLACE LATERAL FUSES WITH S&C TRIPSAVER II RECLOSER.	REDUCE SUSTAINED OUTAGES ON LATERALS DUE TO TEMPORARY FAULTS.	\$ 8,500	SECOND HALF OF 2027
785	TRIPSAVER ON POLE JC470SG	SEA GIRT BOROUGH (MONMOUTH)	REPLACE LATERAL FUSES WITH S&C TRIPSAVER II RECLOSER.	REDUCE SUSTAINED OUTAGES ON LATERALS DUE TO TEMPORARY FAULTS.	\$ 25,500	SECOND HALF OF 2027
786	TRIPSAVER ON POLE JC472PTH	PARSIPPANY-TROY TOWNSHIP (MORRIS)	REPLACE LATERAL FUSES WITH S&C TRIPSAVER II RECLOSER.	REDUCE SUSTAINED OUTAGES ON LATERALS DUE TO TEMPORARY FAULTS.	\$ 8,500	SECOND HALF OF 2027
787	TRIPSAVER ON POLE JC4758BK	BRICK TOWNSHIP (OCEAN)	REPLACE LATERAL FUSES WITH S&C TRIPSAVER II RECLOSER.	REDUCE SUSTAINED OUTAGES ON LATERALS DUE TO TEMPORARY FAULTS.	\$ 25,500	SECOND HALF OF 2027
788	TRIPSAVER ON POLE JC478NOH	NORTH HANOVER TOWNSHIP (BURLINGTON)	REPLACE LATERAL FUSES WITH S&C TRIPSAVER II RECLOSER.	REDUCE SUSTAINED OUTAGES ON LATERALS DUE TO TEMPORARY FAULTS.	\$ 17,000	SECOND HALF OF 2027
789	TRIPSAVER ON POLE JC4812OBR	OLD BRIDGE TOWNSHIP (MIDDLESEX)	REPLACE LATERAL FUSES WITH S&C TRIPSAVER II RECLOSER.	REDUCE SUSTAINED OUTAGES ON LATERALS DUE TO TEMPORARY FAULTS.	\$ 25,500	SECOND HALF OF 2027
790	TRIPSAVER ON POLE JC482ABT	ABERDEEN TOWNSHIP (MONMOUTH)	REPLACE LATERAL FUSES WITH S&C TRIPSAVER II RECLOSER.	REDUCE SUSTAINED OUTAGES ON LATERALS DUE TO TEMPORARY FAULTS.	\$ 25,500	SECOND HALF OF 2027
791	TRIPSAVER ON POLE JC483RBK	RED BANK BOROUGH (MONMOUTH)	REPLACE LATERAL FUSES WITH S&C TRIPSAVER II RECLOSER.	REDUCE SUSTAINED OUTAGES ON LATERALS DUE TO TEMPORARY FAULTS.	\$ 25,500	SECOND HALF OF 2027
792	TRIPSAVER ON POLE JC485UNB	UNION BEACH BOROUGH (MONMOUTH)	REPLACE LATERAL FUSES WITH S&C TRIPSAVER II RECLOSER.	REDUCE SUSTAINED OUTAGES ON LATERALS DUE TO TEMPORARY FAULTS.	\$ 25,500	SECOND HALF OF 2027
793	TRIPSAVER ON POLE JC4891BK	BRICK TOWNSHIP (OCEAN)	REPLACE LATERAL FUSES WITH S&C TRIPSAVER II RECLOSER.	REDUCE SUSTAINED OUTAGES ON LATERALS DUE TO TEMPORARY FAULTS.	\$ 17,000	SECOND HALF OF 2027
794	TRIPSAVER ON POLE JC493NOH	NORTH HANOVER TOWNSHIP (BURLINGTON)	REPLACE LATERAL FUSES WITH S&C TRIPSAVER II RECLOSER.	REDUCE SUSTAINED OUTAGES ON LATERALS DUE TO TEMPORARY FAULTS.	\$ 25,500	SECOND HALF OF 2027
795	TRIPSAVER ON POLE JC498ON	OCEAN TOWNSHIP (OCEAN)	REPLACE LATERAL FUSES WITH S&C TRIPSAVER II RECLOSER.	REDUCE SUSTAINED OUTAGES ON LATERALS DUE TO TEMPORARY FAULTS.	\$ 17,000	SECOND HALF OF 2027
796	TRIPSAVER ON POLE JC49SDB	SPOTSWOOD BOROUGH (MIDDLESEX)	REPLACE LATERAL FUSES WITH S&C TRIPSAVER II RECLOSER.	REDUCE SUSTAINED OUTAGES ON LATERALS DUE TO TEMPORARY FAULTS.	\$ 8,500	SECOND HALF OF 2027
797	TRIPSAVER ON POLE JC49SUK63	SUMMIT CITY (UNION)	REPLACE LATERAL FUSES WITH S&C TRIPSAVER II RECLOSER.	REDUCE SUSTAINED OUTAGES ON LATERALS DUE TO TEMPORARY FAULTS.	\$ 8,500	SECOND HALF OF 2027
798	TRIPSAVER ON POLE JC4ABT	ABERDEEN TOWNSHIP (MONMOUTH)	REPLACE LATERAL FUSES WITH S&C TRIPSAVER II RECLOSER.	REDUCE SUSTAINED OUTAGES ON LATERALS DUE TO TEMPORARY FAULTS.	\$ 25,500	SECOND HALF OF 2027
799	TRIPSAVER ON POLE JC501HD	HARDING TOWNSHIP (MORRIS)	REPLACE LATERAL FUSES WITH S&C TRIPSAVER II RECLOSER.	REDUCE SUSTAINED OUTAGES ON LATERALS DUE TO TEMPORARY FAULTS.	\$ 25,500	SECOND HALF OF 2027
800	TRIPSAVER ON POLE JC501NOH	NORTH HANOVER TOWNSHIP (BURLINGTON)	REPLACE LATERAL FUSES WITH S&C TRIPSAVER II RECLOSER.	REDUCE SUSTAINED OUTAGES ON LATERALS DUE TO TEMPORARY FAULTS.	\$ 25,500	SECOND HALF OF 2027

Location Count	LOCATION (Site No.)	TOWNSHIP (COUNTY)	DESCRIPTION	OBJECTIVE	COST ESTIMATE	PROJECTED IN-SERVICE DATE
801	TRIPSAVER ON POLE JC506RD	RIVERDALE BOROUGH (MORRIS)	REPLACE LATERAL FUSES WITH S&C TRIPSAVER II RECLOSER.	REDUCE SUSTAINED OUTAGES ON LATERALS DUE TO TEMPORARY FAULTS.	\$ 8,500	SECOND HALF OF 2027
802	TRIPSAVER ON POLE JC5076OBR	OLD BRIDGE TOWNSHIP (MIDDLESEX)	REPLACE LATERAL FUSES WITH S&C TRIPSAVER II RECLOSER.	REDUCE SUSTAINED OUTAGES ON LATERALS DUE TO TEMPORARY FAULTS.	\$ 25,500	SECOND HALF OF 2027
803	TRIPSAVER ON POLE JC50WY	WAYNE TOWNSHIP (PASSIAC)	REPLACE LATERAL FUSES WITH S&C TRIPSAVER II RECLOSER.	REDUCE SUSTAINED OUTAGES ON LATERALS DUE TO TEMPORARY FAULTS.	\$ 8,500	SECOND HALF OF 2027
804	TRIPSAVER ON POLE JC5102JK	JACKSON TOWNSHIP (OCEAN)	REPLACE LATERAL FUSES WITH S&C TRIPSAVER II RECLOSER.	REDUCE SUSTAINED OUTAGES ON LATERALS DUE TO TEMPORARY FAULTS.	\$ 8,500	SECOND HALF OF 2027
805	TRIPSAVER ON POLE JC5149DVT	TOMS RIVER TOWNSHIP (OCEAN)	REPLACE LATERAL FUSES WITH S&C TRIPSAVER II RECLOSER.	REDUCE SUSTAINED OUTAGES ON LATERALS DUE TO TEMPORARY FAULTS.	\$ 17,000	SECOND HALF OF 2027
806	TRIPSAVER ON POLE JC515HML	HOLMDEL TOWNSHIP (MONMOUTH)	REPLACE LATERAL FUSES WITH S&C TRIPSAVER II RECLOSER.	REDUCE SUSTAINED OUTAGES ON LATERALS DUE TO TEMPORARY FAULTS.	\$ 8,500	SECOND HALF OF 2027
807	TRIPSAVER ON POLE JC5162OBR	OLD BRIDGE TOWNSHIP (MIDDLESEX)	REPLACE LATERAL FUSES WITH S&C TRIPSAVER II RECLOSER.	REDUCE SUSTAINED OUTAGES ON LATERALS DUE TO TEMPORARY FAULTS.	\$ 8,500	SECOND HALF OF 2027
808	TRIPSAVER ON POLE JC522HML	HOLMDEL TOWNSHIP (MONMOUTH)	REPLACE LATERAL FUSES WITH S&C TRIPSAVER II RECLOSER.	REDUCE SUSTAINED OUTAGES ON LATERALS DUE TO TEMPORARY FAULTS.	\$ 25,500	SECOND HALF OF 2027
809	TRIPSAVER ON POLE JC524LAC	LACEY TOWNSHIP (OCEAN)	REPLACE LATERAL FUSES WITH S&C TRIPSAVER II RECLOSER.	REDUCE SUSTAINED OUTAGES ON LATERALS DUE TO TEMPORARY FAULTS.	\$ 17,000	SECOND HALF OF 2027
810	TRIPSAVER ON POLE JC524SF	SPRINGFIELD TOWNSHIP (UNION)	REPLACE LATERAL FUSES WITH S&C TRIPSAVER II RECLOSER.	REDUCE SUSTAINED OUTAGES ON LATERALS DUE TO TEMPORARY FAULTS.	\$ 8,500	SECOND HALF OF 2027
811	TRIPSAVER ON POLE JC532BHT	BERKELEY HEIGHT TOWNSHIP (UNION)	REPLACE LATERAL FUSES WITH S&C TRIPSAVER II RECLOSER.	REDUCE SUSTAINED OUTAGES ON LATERALS DUE TO TEMPORARY FAULTS.	\$ 25,500	SECOND HALF OF 2027
812	TRIPSAVER ON POLE JC5361OBR	OLD BRIDGE TOWNSHIP (MIDDLESEX)	REPLACE LATERAL FUSES WITH S&C TRIPSAVER II RECLOSER.	REDUCE SUSTAINED OUTAGES ON LATERALS DUE TO TEMPORARY FAULTS.	\$ 8,500	SECOND HALF OF 2027
813	TRIPSAVER ON POLE JC53RBK	RED BANK BOROUGH (MONMOUTH)	REPLACE LATERAL FUSES WITH S&C TRIPSAVER II RECLOSER.	REDUCE SUSTAINED OUTAGES ON LATERALS DUE TO TEMPORARY FAULTS.	\$ 25,500	SECOND HALF OF 2027
814	TRIPSAVER ON POLE JC540ME	MILLSTONE TOWNSHIP (MONMOUTH)	REPLACE LATERAL FUSES WITH S&C TRIPSAVER II RECLOSER.	REDUCE SUSTAINED OUTAGES ON LATERALS DUE TO TEMPORARY FAULTS.	\$ 8,500	SECOND HALF OF 2027
815	TRIPSAVER ON POLE JC5434MDT	MIDDLETOWN TOWNSHIP (MONMOUTH)	REPLACE LATERAL FUSES WITH S&C TRIPSAVER II RECLOSER.	REDUCE SUSTAINED OUTAGES ON LATERALS DUE TO TEMPORARY FAULTS.	\$ 8,500	SECOND HALF OF 2027
816	TRIPSAVER ON POLE JC544PTH	PARSIPPANY-TROY TOWNSHIP (MORRIS)	REPLACE LATERAL FUSES WITH S&C TRIPSAVER II RECLOSER.	REDUCE SUSTAINED OUTAGES ON LATERALS DUE TO TEMPORARY FAULTS.	\$ 25,500	SECOND HALF OF 2027
817	TRIPSAVER ON POLE JC5471OBR	OLD BRIDGE TOWNSHIP (MIDDLESEX)	REPLACE LATERAL FUSES WITH S&C TRIPSAVER II RECLOSER.	REDUCE SUSTAINED OUTAGES ON LATERALS DUE TO TEMPORARY FAULTS.	\$ 8,500	SECOND HALF OF 2027
818	TRIPSAVER ON POLE JC56LVT	LIVINGSTON TOWNSHIP (ESSEX)	REPLACE LATERAL FUSES WITH S&C TRIPSAVER II RECLOSER.	REDUCE SUSTAINED OUTAGES ON LATERALS DUE TO TEMPORARY FAULTS.	\$ 17,000	SECOND HALF OF 2027
819	TRIPSAVER ON POLE JC572NOHS19	NORTH HANOVER TOWNSHIP (BURLINGTON)	REPLACE LATERAL FUSES WITH S&C TRIPSAVER II RECLOSER.	REDUCE SUSTAINED OUTAGES ON LATERALS DUE TO TEMPORARY FAULTS.	\$ 8,500	SECOND HALF OF 2027
820	TRIPSAVER ON POLE JC577ME	MILLSTONE TOWNSHIP (MONMOUTH)	REPLACE LATERAL FUSES WITH S&C TRIPSAVER II RECLOSER.	REDUCE SUSTAINED OUTAGES ON LATERALS DUE TO TEMPORARY FAULTS.	\$ 8,500	SECOND HALF OF 2027
821	TRIPSAVER ON POLE JC581CMT	CHATHAM TOWNSHIP (MORRIS)	REPLACE LATERAL FUSES WITH S&C TRIPSAVER II RECLOSER.	REDUCE SUSTAINED OUTAGES ON LATERALS DUE TO TEMPORARY FAULTS.	\$ 25,500	SECOND HALF OF 2027
822	TRIPSAVER ON POLE JC581FPB	FLORHAM PARK BOROUGH (MORRIS)	REPLACE LATERAL FUSES WITH S&C TRIPSAVER II RECLOSER.	REDUCE SUSTAINED OUTAGES ON LATERALS DUE TO TEMPORARY FAULTS.	\$ 8,500	SECOND HALF OF 2027
823	TRIPSAVER ON POLE JC5823OBR	OLD BRIDGE TOWNSHIP (MIDDLESEX)	REPLACE LATERAL FUSES WITH S&C TRIPSAVER II RECLOSER.	REDUCE SUSTAINED OUTAGES ON LATERALS DUE TO TEMPORARY FAULTS.	\$ 25,500	SECOND HALF OF 2027
824	TRIPSAVER ON POLE JC593CM	CHATHAM BOROUGH (MORRIS)	REPLACE LATERAL FUSES WITH S&C TRIPSAVER II RECLOSER.	REDUCE SUSTAINED OUTAGES ON LATERALS DUE TO TEMPORARY FAULTS.	\$ 17,000	SECOND HALF OF 2027
825	TRIPSAVER ON POLE JC597PK	PEQUANNOCK TOWNSHIP (MORRIS)	REPLACE LATERAL FUSES WITH S&C TRIPSAVER II RECLOSER.	REDUCE SUSTAINED OUTAGES ON LATERALS DUE TO TEMPORARY FAULTS.	\$ 25,500	SECOND HALF OF 2027
826	TRIPSAVER ON POLE JC5984SH	SOUTHAMPTON TOWNSHIP (BURLINGTON)	REPLACE LATERAL FUSES WITH S&C TRIPSAVER II RECLOSER.	REDUCE SUSTAINED OUTAGES ON LATERALS DUE TO TEMPORARY FAULTS.	\$ 8,500	SECOND HALF OF 2027
827	TRIPSAVER ON POLE JC599PCT	LONG HILL TOWNSHIP (MORRIS)	REPLACE LATERAL FUSES WITH S&C TRIPSAVER II RECLOSER.	REDUCE SUSTAINED OUTAGES ON LATERALS DUE TO TEMPORARY FAULTS.	\$ 25,500	SECOND HALF OF 2027

Location Count	LOCATION (Site No.)	TOWNSHIP (COUNTY)	DESCRIPTION	OBJECTIVE	COST ESTIMATE	PROJECTED IN-SERVICE DATE
828	TRIPSAVER ON POLE JC6013BK	BRICK TOWNSHIP (OCEAN)	REPLACE LATERAL FUSES WITH S&C TRIPSAVER II RECLOSER.	REDUCE SUSTAINED OUTAGES ON LATERALS DUE TO TEMPORARY FAULTS.	\$ 17,000	SECOND HALF OF 2027
829	TRIPSAVER ON POLE JC605EHT	EAST HANOVER TOWNSHIP (MORRIS)	REPLACE LATERAL FUSES WITH S&C TRIPSAVER II RECLOSER.	REDUCE SUSTAINED OUTAGES ON LATERALS DUE TO TEMPORARY FAULTS.	\$ 25,500	SECOND HALF OF 2027
830	TRIPSAVER ON POLE JC608OBR	OLD BRIDGE TOWNSHIP (MIDDLESEX)	REPLACE LATERAL FUSES WITH S&C TRIPSAVER II RECLOSER.	REDUCE SUSTAINED OUTAGES ON LATERALS DUE TO TEMPORARY FAULTS.	\$ 8,500	SECOND HALF OF 2027
831	TRIPSAVER ON POLE JC608PCT	LONG HILL TOWNSHIP (MORRIS)	REPLACE LATERAL FUSES WITH S&C TRIPSAVER II RECLOSER.	REDUCE SUSTAINED OUTAGES ON LATERALS DUE TO TEMPORARY FAULTS.	\$ 8,500	SECOND HALF OF 2027
832	TRIPSAVER ON POLE JC608UF	UPPER FREEHOLD TOWNSHIP (MONMOUTH)	REPLACE LATERAL FUSES WITH S&C TRIPSAVER II RECLOSER.	REDUCE SUSTAINED OUTAGES ON LATERALS DUE TO TEMPORARY FAULTS.	\$ 8,500	SECOND HALF OF 2027
833	TRIPSAVER ON POLE JC61323PM	PEMBERTON TOWNSHIP (BURLINGTON)	REPLACE LATERAL FUSES WITH S&C TRIPSAVER II RECLOSER.	REDUCE SUSTAINED OUTAGES ON LATERALS DUE TO TEMPORARY FAULTS.	\$ 8,500	SECOND HALF OF 2027
834	TRIPSAVER ON POLE JC613WLT	WALL TOWNSHIP (MONMOUTH)	REPLACE LATERAL FUSES WITH S&C TRIPSAVER II RECLOSER.	REDUCE SUSTAINED OUTAGES ON LATERALS DUE TO TEMPORARY FAULTS.	\$ 17,000	SECOND HALF OF 2027
835	TRIPSAVER ON POLE JC61861LD	LAKEWOOD TOWNSHIP (OCEAN)	REPLACE LATERAL FUSES WITH S&C TRIPSAVER II RECLOSER.	REDUCE SUSTAINED OUTAGES ON LATERALS DUE TO TEMPORARY FAULTS.	\$ 25,500	SECOND HALF OF 2027
836	TRIPSAVER ON POLE JC62024OBR	MONROE TOWNSHIP (MIDDLESEX)	REPLACE LATERAL FUSES WITH S&C TRIPSAVER II RECLOSER.	REDUCE SUSTAINED OUTAGES ON LATERALS DUE TO TEMPORARY FAULTS.	\$ 25,500	SECOND HALF OF 2027
837	TRIPSAVER ON POLE JC62436EW	EAST WINDSOR TOWNSHIP (MERCER)	REPLACE LATERAL FUSES WITH S&C TRIPSAVER II RECLOSER.	REDUCE SUSTAINED OUTAGES ON LATERALS DUE TO TEMPORARY FAULTS.	\$ 25,500	SECOND HALF OF 2027
838	TRIPSAVER ON POLE JC62439EW	EAST WINDSOR TOWNSHIP (MERCER)	REPLACE LATERAL FUSES WITH S&C TRIPSAVER II RECLOSER.	REDUCE SUSTAINED OUTAGES ON LATERALS DUE TO TEMPORARY FAULTS.	\$ 8,500	SECOND HALF OF 2027
839	TRIPSAVER ON POLE JC6252DVT	TOMS RIVER TOWNSHIP (OCEAN)	REPLACE LATERAL FUSES WITH S&C TRIPSAVER II RECLOSER.	REDUCE SUSTAINED OUTAGES ON LATERALS DUE TO TEMPORARY FAULTS.	\$ 17,000	SECOND HALF OF 2027
840	TRIPSAVER ON POLE JC62584MAR	MARLBORO TOWNSHIP (MONMOUTH)	REPLACE LATERAL FUSES WITH S&C TRIPSAVER II RECLOSER.	REDUCE SUSTAINED OUTAGES ON LATERALS DUE TO TEMPORARY FAULTS.	\$ 8,500	SECOND HALF OF 2027
841	TRIPSAVER ON POLE JC6259LAC	LACEY TOWNSHIP (OCEAN)	REPLACE LATERAL FUSES WITH S&C TRIPSAVER II RECLOSER.	REDUCE SUSTAINED OUTAGES ON LATERALS DUE TO TEMPORARY FAULTS.	\$ 8,500	SECOND HALF OF 2027
842	TRIPSAVER ON POLE JC6260DVT	TOMS RIVER TOWNSHIP (OCEAN)	REPLACE LATERAL FUSES WITH S&C TRIPSAVER II RECLOSER.	REDUCE SUSTAINED OUTAGES ON LATERALS DUE TO TEMPORARY FAULTS.	\$ 8,500	SECOND HALF OF 2027
843	TRIPSAVER ON POLE JC6378LAC	LACEY TOWNSHIP (OCEAN)	REPLACE LATERAL FUSES WITH S&C TRIPSAVER II RECLOSER.	REDUCE SUSTAINED OUTAGES ON LATERALS DUE TO TEMPORARY FAULTS.	\$ 25,500	SECOND HALF OF 2027
844	TRIPSAVER ON POLE JC638HGT	HIGHTSTOWN BOROUGH (MERCER)	REPLACE LATERAL FUSES WITH S&C TRIPSAVER II RECLOSER.	REDUCE SUSTAINED OUTAGES ON LATERALS DUE TO TEMPORARY FAULTS.	\$ 17,000	SECOND HALF OF 2027
845	TRIPSAVER ON POLE JC638NOH	NORTH HANOVER TOWNSHIP (BURLINGTON)	REPLACE LATERAL FUSES WITH S&C TRIPSAVER II RECLOSER.	REDUCE SUSTAINED OUTAGES ON LATERALS DUE TO TEMPORARY FAULTS.	\$ 17,000	SECOND HALF OF 2027
846	TRIPSAVER ON POLE JC638PM	PEMBERTON TOWNSHIP (BURLINGTON)	REPLACE LATERAL FUSES WITH S&C TRIPSAVER II RECLOSER.	REDUCE SUSTAINED OUTAGES ON LATERALS DUE TO TEMPORARY FAULTS.	\$ 8,500	SECOND HALF OF 2027
847	TRIPSAVER ON POLE JC6448DVT	TOMS RIVER TOWNSHIP (OCEAN)	REPLACE LATERAL FUSES WITH S&C TRIPSAVER II RECLOSER.	REDUCE SUSTAINED OUTAGES ON LATERALS DUE TO TEMPORARY FAULTS.	\$ 17,000	SECOND HALF OF 2027
848	TRIPSAVER ON POLE JC646PCT	LONG HILL TOWNSHIP (MORRIS)	REPLACE LATERAL FUSES WITH S&C TRIPSAVER II RECLOSER.	REDUCE SUSTAINED OUTAGES ON LATERALS DUE TO TEMPORARY FAULTS.	\$ 25,500	SECOND HALF OF 2027
849	TRIPSAVER ON POLE JC650MAT	MATAWAN BOROUGH (MONMOUTH)	REPLACE LATERAL FUSES WITH S&C TRIPSAVER II RECLOSER.	REDUCE SUSTAINED OUTAGES ON LATERALS DUE TO TEMPORARY FAULTS.	\$ 8,500	SECOND HALF OF 2027
850	TRIPSAVER ON POLE JC651SF	SPRINGFIELD TOWNSHIP (UNION)	REPLACE LATERAL FUSES WITH S&C TRIPSAVER II RECLOSER.	REDUCE SUSTAINED OUTAGES ON LATERALS DUE TO TEMPORARY FAULTS.	\$ 25,500	SECOND HALF OF 2027
851	TRIPSAVER ON POLE JC653HML	HOLMDEL TOWNSHIP (MONMOUTH)	REPLACE LATERAL FUSES WITH S&C TRIPSAVER II RECLOSER.	REDUCE SUSTAINED OUTAGES ON LATERALS DUE TO TEMPORARY FAULTS.	\$ 8,500	SECOND HALF OF 2027
852	TRIPSAVER ON POLE JC653WLT	WALL TOWNSHIP (MONMOUTH)	REPLACE LATERAL FUSES WITH S&C TRIPSAVER II RECLOSER.	REDUCE SUSTAINED OUTAGES ON LATERALS DUE TO TEMPORARY FAULTS.	\$ 17,000	SECOND HALF OF 2027
853	TRIPSAVER ON POLE JC6691DVT	TOMS RIVER TOWNSHIP (OCEAN)	REPLACE LATERAL FUSES WITH S&C TRIPSAVER II RECLOSER.	REDUCE SUSTAINED OUTAGES ON LATERALS DUE TO TEMPORARY FAULTS.	\$ 17,000	SECOND HALF OF 2027
854	TRIPSAVER ON POLE JC670MNL	MOUNTAIN LAKES BOROUGH (MORRIS)	REPLACE LATERAL FUSES WITH S&C TRIPSAVER II RECLOSER.	REDUCE SUSTAINED OUTAGES ON LATERALS DUE TO TEMPORARY FAULTS.	\$ 25,500	SECOND HALF OF 2027



Location Count	LOCATION (Site No.)	TOWNSHIP (COUNTY)	DESCRIPTION	OBJECTIVE	COST ESTIMATE	PROJECTED IN-SERVICE DATE
855	TRIPSAVER ON POLE JC6765DVT	TOMS RIVER TOWNSHIP (OCEAN)	REPLACE LATERAL FUSES WITH S&C TRIPSAVER II RECLOSER.	REDUCE SUSTAINED OUTAGES ON LATERALS DUE TO TEMPORARY FAULTS.	\$ 25,500	SECOND HALF OF 2027
856	TRIPSAVER ON POLE JC677MAT	MATAWAN BOROUGH (MONMOUTH)	REPLACE LATERAL FUSES WITH S&C TRIPSAVER II RECLOSER.	REDUCE SUSTAINED OUTAGES ON LATERALS DUE TO TEMPORARY FAULTS.	\$ 8,500	SECOND HALF OF 2027
857	TRIPSAVER ON POLE JC6824DVT	TOMS RIVER TOWNSHIP (OCEAN)	REPLACE LATERAL FUSES WITH S&C TRIPSAVER II RECLOSER.	REDUCE SUSTAINED OUTAGES ON LATERALS DUE TO TEMPORARY FAULTS.	\$ 17,000	SECOND HALF OF 2027
858	TRIPSAVER ON POLE JC684MC	MANCHESTER TOWNSHIP (OCEAN)	REPLACE LATERAL FUSES WITH S&C TRIPSAVER II RECLOSER.	REDUCE SUSTAINED OUTAGES ON LATERALS DUE TO TEMPORARY FAULTS.	\$ 17,000	SECOND HALF OF 2027
859	TRIPSAVER ON POLE JC688PA	PLUMSTED TOWNSHIP (OCEAN)	REPLACE LATERAL FUSES WITH S&C TRIPSAVER II RECLOSER.	REDUCE SUSTAINED OUTAGES ON LATERALS DUE TO TEMPORARY FAULTS.	\$ 8,500	SECOND HALF OF 2027
860	TRIPSAVER ON POLE JC690HL	HOWELL TOWNSHIP (MONMOUTH)	REPLACE LATERAL FUSES WITH S&C TRIPSAVER II RECLOSER.	REDUCE SUSTAINED OUTAGES ON LATERALS DUE TO TEMPORARY FAULTS.	\$ 17,000	SECOND HALF OF 2027
861	TRIPSAVER ON POLE JC69WLTL90	WALL TOWNSHIP (MONMOUTH)	REPLACE LATERAL FUSES WITH S&C TRIPSAVER II RECLOSER.	REDUCE SUSTAINED OUTAGES ON LATERALS DUE TO TEMPORARY FAULTS.	\$ 17,000	SECOND HALF OF 2027
862	TRIPSAVER ON POLE JC7007MDT	MIDDLETOWN TOWNSHIP (MONMOUTH)	REPLACE LATERAL FUSES WITH S&C TRIPSAVER II RECLOSER.	REDUCE SUSTAINED OUTAGES ON LATERALS DUE TO TEMPORARY FAULTS.	\$ 8,500	SECOND HALF OF 2027
863	TRIPSAVER ON POLE JC703MC	MANCHESTER TOWNSHIP (OCEAN)	REPLACE LATERAL FUSES WITH S&C TRIPSAVER II RECLOSER.	REDUCE SUSTAINED OUTAGES ON LATERALS DUE TO TEMPORARY FAULTS.	\$ 8,500	SECOND HALF OF 2027
864	TRIPSAVER ON POLE JC704KG	KEANSBURG BOROUGH (MONMOUTH)	REPLACE LATERAL FUSES WITH S&C TRIPSAVER II RECLOSER.	REDUCE SUSTAINED OUTAGES ON LATERALS DUE TO TEMPORARY FAULTS.	\$ 8,500	SECOND HALF OF 2027
865	TRIPSAVER ON POLE JC708-1UF	UPPER FREEHOLD TOWNSHIP (MONMOUTH)	REPLACE LATERAL FUSES WITH S&C TRIPSAVER II RECLOSER.	REDUCE SUSTAINED OUTAGES ON LATERALS DUE TO TEMPORARY FAULTS.	\$ 25,500	SECOND HALF OF 2027
866	TRIPSAVER ON POLE JC708BLM	BELMAR BOROUGH (MONMOUTH)	REPLACE LATERAL FUSES WITH S&C TRIPSAVER II RECLOSER.	REDUCE SUSTAINED OUTAGES ON LATERALS DUE TO TEMPORARY FAULTS.	\$ 8,500	SECOND HALF OF 2027
867	TRIPSAVER ON POLE JC7119HD	HARDING TOWNSHIP (MORRIS)	REPLACE LATERAL FUSES WITH S&C TRIPSAVER II RECLOSER.	REDUCE SUSTAINED OUTAGES ON LATERALS DUE TO TEMPORARY FAULTS.	\$ 8,500	SECOND HALF OF 2027
868	TRIPSAVER ON POLE JC712HZ	HAZLET TOWNSHIP (MONMOUTH)	REPLACE LATERAL FUSES WITH S&C TRIPSAVER II RECLOSER.	REDUCE SUSTAINED OUTAGES ON LATERALS DUE TO TEMPORARY FAULTS.	\$ 8,500	SECOND HALF OF 2027
869	TRIPSAVER ON POLE JC713FPB	FLORHAM PARK BOROUGH (MORRIS)	REPLACE LATERAL FUSES WITH S&C TRIPSAVER II RECLOSER.	REDUCE SUSTAINED OUTAGES ON LATERALS DUE TO TEMPORARY FAULTS.	\$ 8,500	SECOND HALF OF 2027
870	TRIPSAVER ON POLE JC715F	FREEHOLD BOROUGH (MONMOUTH)	REPLACE LATERAL FUSES WITH S&C TRIPSAVER II RECLOSER.	REDUCE SUSTAINED OUTAGES ON LATERALS DUE TO TEMPORARY FAULTS.	\$ 17,000	SECOND HALF OF 2027
871	TRIPSAVER ON POLE JC729MC	MANCHESTER TOWNSHIP (OCEAN)	REPLACE LATERAL FUSES WITH S&C TRIPSAVER II RECLOSER.	REDUCE SUSTAINED OUTAGES ON LATERALS DUE TO TEMPORARY FAULTS.	\$ 17,000	SECOND HALF OF 2027
872	TRIPSAVER ON POLE JC7363DVT	TOMS RIVER TOWNSHIP (OCEAN)	REPLACE LATERAL FUSES WITH S&C TRIPSAVER II RECLOSER.	REDUCE SUSTAINED OUTAGES ON LATERALS DUE TO TEMPORARY FAULTS.	\$ 17,000	SECOND HALF OF 2027
873	TRIPSAVER ON POLE JC740ME	MILLSTONE TOWNSHIP (MONMOUTH)	REPLACE LATERAL FUSES WITH S&C TRIPSAVER II RECLOSER.	REDUCE SUSTAINED OUTAGES ON LATERALS DUE TO TEMPORARY FAULTS.	\$ 8,500	SECOND HALF OF 2027
874	TRIPSAVER ON POLE JC744RBK	RED BANK BOROUGH (MONMOUTH)	REPLACE LATERAL FUSES WITH S&C TRIPSAVER II RECLOSER.	REDUCE SUSTAINED OUTAGES ON LATERALS DUE TO TEMPORARY FAULTS.	\$ 17,000	SECOND HALF OF 2027
875	TRIPSAVER ON POLE JC7499MDT	MIDDLETOWN TOWNSHIP (MONMOUTH)	REPLACE LATERAL FUSES WITH S&C TRIPSAVER II RECLOSER.	REDUCE SUSTAINED OUTAGES ON LATERALS DUE TO TEMPORARY FAULTS.	\$ 8,500	SECOND HALF OF 2027
876	TRIPSAVER ON POLE JC7507HR	HANOVER TOWNSHIP (MORRIS)	REPLACE LATERAL FUSES WITH S&C TRIPSAVER II RECLOSER.	REDUCE SUSTAINED OUTAGES ON LATERALS DUE TO TEMPORARY FAULTS.	\$ 25,500	SECOND HALF OF 2027
877	TRIPSAVER ON POLE JC753APK	ASBURY PARK CITY (MONMOUTH)	REPLACE LATERAL FUSES WITH S&C TRIPSAVER II RECLOSER.	REDUCE SUSTAINED OUTAGES ON LATERALS DUE TO TEMPORARY FAULTS.	\$ 25,500	SECOND HALF OF 2027
878	TRIPSAVER ON POLE JC753BHT	BERKELEY HEIGHT TOWNSHIP (UNION)	REPLACE LATERAL FUSES WITH S&C TRIPSAVER II RECLOSER.	REDUCE SUSTAINED OUTAGES ON LATERALS DUE TO TEMPORARY FAULTS.	\$ 25,500	SECOND HALF OF 2027
879	TRIPSAVER ON POLE JC7597HR	HANOVER TOWNSHIP (MORRIS)	REPLACE LATERAL FUSES WITH S&C TRIPSAVER II RECLOSER.	REDUCE SUSTAINED OUTAGES ON LATERALS DUE TO TEMPORARY FAULTS.	\$ 8,500	SECOND HALF OF 2027
880	TRIPSAVER ON POLE JC75AV	AVON-BY-THE-SEA BOROUGH (MONMOUTH)	REPLACE LATERAL FUSES WITH S&C TRIPSAVER II RECLOSER.	REDUCE SUSTAINED OUTAGES ON LATERALS DUE TO TEMPORARY FAULTS.	\$ 25,500	SECOND HALF OF 2027
881	TRIPSAVER ON POLE JC75BK	BRICK TOWNSHIP (OCEAN)	REPLACE LATERAL FUSES WITH S&C TRIPSAVER II RECLOSER.	REDUCE SUSTAINED OUTAGES ON LATERALS DUE TO TEMPORARY FAULTS.	\$ 25,500	SECOND HALF OF 2027

Location Count	LOCATION (Site No.)	TOWNSHIP (COUNTY)	DESCRIPTION	OBJECTIVE	COST ESTIMATE	PROJECTED IN-SERVICE DATE
882	TRIPSAVER ON POLE JC761BHT	BERKELEY HEIGHT TOWNSHIP (UNION)	REPLACE LATERAL FUSES WITH S&C TRIPSAVER II RECLOSER.	REDUCE SUSTAINED OUTAGES ON LATERALS DUE TO TEMPORARY FAULTS.	\$ 8,500	SECOND HALF OF 2027
883	TRIPSAVER ON POLE JC76ELN	ENGLISHTOWN BOROUGH (MONMOUTH)	REPLACE LATERAL FUSES WITH S&C TRIPSAVER II RECLOSER.	REDUCE SUSTAINED OUTAGES ON LATERALS DUE TO TEMPORARY FAULTS.	\$ 25,500	SECOND HALF OF 2027
884	TRIPSAVER ON POLE JC76RTB	ROOSEVELT BOROUGH (MONMOUTH)	REPLACE LATERAL FUSES WITH S&C TRIPSAVER II RECLOSER.	REDUCE SUSTAINED OUTAGES ON LATERALS DUE TO TEMPORARY FAULTS.	\$ 25,500	SECOND HALF OF 2027
885	TRIPSAVER ON POLE JC7745DVT	TOMS RIVER TOWNSHIP (OCEAN)	REPLACE LATERAL FUSES WITH S&C TRIPSAVER II RECLOSER.	REDUCE SUSTAINED OUTAGES ON LATERALS DUE TO TEMPORARY FAULTS.	\$ 8,500	SECOND HALF OF 2027
886	TRIPSAVER ON POLE JC7760DVT	TOMS RIVER TOWNSHIP (OCEAN)	REPLACE LATERAL FUSES WITH S&C TRIPSAVER II RECLOSER.	REDUCE SUSTAINED OUTAGES ON LATERALS DUE TO TEMPORARY FAULTS.	\$ 17,000	SECOND HALF OF 2027
887	TRIPSAVER ON POLE JC780NPT	NEPTUNE TOWNSHIP (MONMOUTH)	REPLACE LATERAL FUSES WITH S&C TRIPSAVER II RECLOSER.	REDUCE SUSTAINED OUTAGES ON LATERALS DUE TO TEMPORARY FAULTS.	\$ 8,500	SECOND HALF OF 2027
888	TRIPSAVER ON POLE JC783CMT	CHATHAM TOWNSHIP (MORRIS)	REPLACE LATERAL FUSES WITH S&C TRIPSAVER II RECLOSER.	REDUCE SUSTAINED OUTAGES ON LATERALS DUE TO TEMPORARY FAULTS.	\$ 17,000	SECOND HALF OF 2027
889	TRIPSAVER ON POLE JC78APK	ASBURY PARK CITY (MONMOUTH)	REPLACE LATERAL FUSES WITH S&C TRIPSAVER II RECLOSER.	REDUCE SUSTAINED OUTAGES ON LATERALS DUE TO TEMPORARY FAULTS.	\$ 17,000	SECOND HALF OF 2027
890	TRIPSAVER ON POLE JC799EHT	EAST HANOVER TOWNSHIP (MORRIS)	REPLACE LATERAL FUSES WITH S&C TRIPSAVER II RECLOSER.	REDUCE SUSTAINED OUTAGES ON LATERALS DUE TO TEMPORARY FAULTS.	\$ 8,500	SECOND HALF OF 2027
891	TRIPSAVER ON POLE JC801PTH	PARSIPPANY-TROY TOWNSHIP (MORRIS)	REPLACE LATERAL FUSES WITH S&C TRIPSAVER II RECLOSER.	REDUCE SUSTAINED OUTAGES ON LATERALS DUE TO TEMPORARY FAULTS.	\$ 8,500	SECOND HALF OF 2027
892	TRIPSAVER ON POLE JC801SDB	SPOTSWOOD BOROUGH (MIDDLESEX)	REPLACE LATERAL FUSES WITH S&C TRIPSAVER II RECLOSER.	REDUCE SUSTAINED OUTAGES ON LATERALS DUE TO TEMPORARY FAULTS.	\$ 25,500	SECOND HALF OF 2027
893	TRIPSAVER ON POLE JC8086MDT	MIDDLETOWN TOWNSHIP (MONMOUTH)	REPLACE LATERAL FUSES WITH S&C TRIPSAVER II RECLOSER.	REDUCE SUSTAINED OUTAGES ON LATERALS DUE TO TEMPORARY FAULTS.	\$ 8,500	SECOND HALF OF 2027
894	TRIPSAVER ON POLE JC808UF	UPPER FREEHOLD TOWNSHIP (MONMOUTH)	REPLACE LATERAL FUSES WITH S&C TRIPSAVER II RECLOSER.	REDUCE SUSTAINED OUTAGES ON LATERALS DUE TO TEMPORARY FAULTS.	\$ 8,500	SECOND HALF OF 2027
895	TRIPSAVER ON POLE JC80LPL116	LINCOLN PARK BOROUGH (MORRIS)	REPLACE LATERAL FUSES WITH S&C TRIPSAVER II RECLOSER.	REDUCE SUSTAINED OUTAGES ON LATERALS DUE TO TEMPORARY FAULTS.	\$ 8,500	SECOND HALF OF 2027
896	TRIPSAVER ON POLE JC80MLNA105	MILLBURN TOWNSHIP (ESSEX)	REPLACE LATERAL FUSES WITH S&C TRIPSAVER II RECLOSER.	REDUCE SUSTAINED OUTAGES ON LATERALS DUE TO TEMPORARY FAULTS.	\$ 8,500	SECOND HALF OF 2027
897	TRIPSAVER ON POLE JC8266DVT	TOMS RIVER TOWNSHIP (OCEAN)	REPLACE LATERAL FUSES WITH S&C TRIPSAVER II RECLOSER.	REDUCE SUSTAINED OUTAGES ON LATERALS DUE TO TEMPORARY FAULTS.	\$ 25,500	SECOND HALF OF 2027
898	TRIPSAVER ON POLE JC827PTH	PARSIPPANY-TROY TOWNSHIP (MORRIS)	REPLACE LATERAL FUSES WITH S&C TRIPSAVER II RECLOSER.	REDUCE SUSTAINED OUTAGES ON LATERALS DUE TO TEMPORARY FAULTS.	\$ 8,500	SECOND HALF OF 2027
899	TRIPSAVER ON POLE JC836CM	CHATHAM BOROUGH (MORRIS)	REPLACE LATERAL FUSES WITH S&C TRIPSAVER II RECLOSER.	REDUCE SUSTAINED OUTAGES ON LATERALS DUE TO TEMPORARY FAULTS.	\$ 8,500	SECOND HALF OF 2027
900	TRIPSAVER ON POLE JC838ME	MILLSTONE TOWNSHIP (MONMOUTH)	REPLACE LATERAL FUSES WITH S&C TRIPSAVER II RECLOSER.	REDUCE SUSTAINED OUTAGES ON LATERALS DUE TO TEMPORARY FAULTS.	\$ 17,000	SECOND HALF OF 2027
901	TRIPSAVER ON POLE JC83SDB	SPOTSWOOD BOROUGH (MIDDLESEX)	REPLACE LATERAL FUSES WITH S&C TRIPSAVER II RECLOSER.	REDUCE SUSTAINED OUTAGES ON LATERALS DUE TO TEMPORARY FAULTS.	\$ 8,500	SECOND HALF OF 2027
902	TRIPSAVER ON POLE JC845CM	CHATHAM BOROUGH (MORRIS)	REPLACE LATERAL FUSES WITH S&C TRIPSAVER II RECLOSER.	REDUCE SUSTAINED OUTAGES ON LATERALS DUE TO TEMPORARY FAULTS.	\$ 25,500	SECOND HALF OF 2027
903	TRIPSAVER ON POLE JC846BHT	BERKELEY HEIGHT TOWNSHIP (UNION)	REPLACE LATERAL FUSES WITH S&C TRIPSAVER II RECLOSER.	REDUCE SUSTAINED OUTAGES ON LATERALS DUE TO TEMPORARY FAULTS.	\$ 17,000	SECOND HALF OF 2027
904	TRIPSAVER ON POLE JC854HML	HOLMDEL TOWNSHIP (MONMOUTH)	REPLACE LATERAL FUSES WITH S&C TRIPSAVER II RECLOSER.	REDUCE SUSTAINED OUTAGES ON LATERALS DUE TO TEMPORARY FAULTS.	\$ 8,500	SECOND HALF OF 2027
905	TRIPSAVER ON POLE JC859MTE	MONTVILLE TOWNSHIP (MORRIS)	REPLACE LATERAL FUSES WITH S&C TRIPSAVER II RECLOSER.	REDUCE SUSTAINED OUTAGES ON LATERALS DUE TO TEMPORARY FAULTS.	\$ 8,500	SECOND HALF OF 2027
906	TRIPSAVER ON POLE JC859PTH	PARSIPPANY-TROY TOWNSHIP (MORRIS)	REPLACE LATERAL FUSES WITH S&C TRIPSAVER II RECLOSER.	REDUCE SUSTAINED OUTAGES ON LATERALS DUE TO TEMPORARY FAULTS.	\$ 8,500	SECOND HALF OF 2027
907	TRIPSAVER ON POLE JC85OGA	OCEAN GATE BOROUGH (OCEAN)	REPLACE LATERAL FUSES WITH S&C TRIPSAVER II RECLOSER.	REDUCE SUSTAINED OUTAGES ON LATERALS DUE TO TEMPORARY FAULTS.	\$ 25,500	SECOND HALF OF 2027
908	TRIPSAVER ON POLE JC862HR	HANOVER TOWNSHIP (MORRIS)	REPLACE LATERAL FUSES WITH S&C TRIPSAVER II RECLOSER.	REDUCE SUSTAINED OUTAGES ON LATERALS DUE TO TEMPORARY FAULTS.	\$ 8,500	SECOND HALF OF 2027

Location Count	LOCATION (Site No.)	TOWNSHIP (COUNTY)	DESCRIPTION	OBJECTIVE	COST ESTIMATE	PROJECTED IN-SERVICE DATE
909	TRIPSAVER ON POLE JC863EHT	EAST HANOVER TOWNSHIP (MORRIS)	REPLACE LATERAL FUSES WITH S&C TRIPSAVER II RECLOSER.	REDUCE SUSTAINED OUTAGES ON LATERALS DUE TO TEMPORARY FAULTS.	\$ 17,000	SECOND HALF OF 2027
910	TRIPSAVER ON POLE JC863MAR	MARLBORO TOWNSHIP (MONMOUTH)	REPLACE LATERAL FUSES WITH S&C TRIPSAVER II RECLOSER.	REDUCE SUSTAINED OUTAGES ON LATERALS DUE TO TEMPORARY FAULTS.	\$ 17,000	SECOND HALF OF 2027
911	TRIPSAVER ON POLE JC863OC	OCEAN TOWNSHIP (MONMOUTH)	REPLACE LATERAL FUSES WITH S&C TRIPSAVER II RECLOSER.	REDUCE SUSTAINED OUTAGES ON LATERALS DUE TO TEMPORARY FAULTS.	\$ 8,500	SECOND HALF OF 2027
912	TRIPSAVER ON POLE JC87LVT	LIVINGSTON TOWNSHIP (ESSEX)	REPLACE LATERAL FUSES WITH S&C TRIPSAVER II RECLOSER.	REDUCE SUSTAINED OUTAGES ON LATERALS DUE TO TEMPORARY FAULTS.	\$ 25,500	SECOND HALF OF 2027
<b>TOTAL 2027 COSTS</b>					<b>\$ 4,207,500</b>	

**FUSE REPLACEMENT WITH TRIPSAVER II 2028**

Location Count	LOCATION (Site No.)	TOWNSHIP (COUNTY)	DESCRIPTION	OBJECTIVE	COST ESTIMATE	PROJECTED IN-SERVICE DATE
913	TRIPSAVER ON POLE JC891MLN	MILLBURN TOWNSHIP (ESSEX)	REPLACE LATERAL FUSES WITH S&C TRIPSAVER II RECLOSER.	REDUCE SUSTAINED OUTAGES ON LATERALS DUE TO TEMPORARY FAULTS.	\$ 25,500	FIRST HALF OF 2028
914	TRIPSAVER ON POLE JC899CMT	CHATHAM TOWNSHIP (MORRIS)	REPLACE LATERAL FUSES WITH S&C TRIPSAVER II RECLOSER.	REDUCE SUSTAINED OUTAGES ON LATERALS DUE TO TEMPORARY FAULTS.	\$ 8,500	FIRST HALF OF 2028
915	TRIPSAVER ON POLE JC900MRT	MORRIS TOWNSHIP (MORRIS)	REPLACE LATERAL FUSES WITH S&C TRIPSAVER II RECLOSER.	REDUCE SUSTAINED OUTAGES ON LATERALS DUE TO TEMPORARY FAULTS.	\$ 8,500	FIRST HALF OF 2028
916	TRIPSAVER ON POLE JC90184LACQ121	LACEY TOWNSHIP (OCEAN)	REPLACE LATERAL FUSES WITH S&C TRIPSAVER II RECLOSER.	REDUCE SUSTAINED OUTAGES ON LATERALS DUE TO TEMPORARY FAULTS.	\$ 25,500	FIRST HALF OF 2028
917	TRIPSAVER ON POLE JC909BK	BRICK TOWNSHIP (OCEAN)	REPLACE LATERAL FUSES WITH S&C TRIPSAVER II RECLOSER.	REDUCE SUSTAINED OUTAGES ON LATERALS DUE TO TEMPORARY FAULTS.	\$ 25,500	FIRST HALF OF 2028
918	TRIPSAVER ON POLE JC91974DVTN92	TOMS RIVER TOWNSHIP (OCEAN)	REPLACE LATERAL FUSES WITH S&C TRIPSAVER II RECLOSER.	REDUCE SUSTAINED OUTAGES ON LATERALS DUE TO TEMPORARY FAULTS.	\$ 25,500	FIRST HALF OF 2028
919	TRIPSAVER ON POLE JC921DVT	TOMS RIVER TOWNSHIP (OCEAN)	REPLACE LATERAL FUSES WITH S&C TRIPSAVER II RECLOSER.	REDUCE SUSTAINED OUTAGES ON LATERALS DUE TO TEMPORARY FAULTS.	\$ 25,500	FIRST HALF OF 2028
920	TRIPSAVER ON POLE JC934EW	EAST WINDSOR TOWNSHIP (MERCER)	REPLACE LATERAL FUSES WITH S&C TRIPSAVER II RECLOSER.	REDUCE SUSTAINED OUTAGES ON LATERALS DUE TO TEMPORARY FAULTS.	\$ 25,500	FIRST HALF OF 2028
921	TRIPSAVER ON POLE JC941WY	WAYNE TOWNSHIP (PASSIAC)	REPLACE LATERAL FUSES WITH S&C TRIPSAVER II RECLOSER.	REDUCE SUSTAINED OUTAGES ON LATERALS DUE TO TEMPORARY FAULTS.	\$ 8,500	FIRST HALF OF 2028
922	TRIPSAVER ON POLE JC947MNL	MOUNTAIN LAKES BOROUGH (MORRIS)	REPLACE LATERAL FUSES WITH S&C TRIPSAVER II RECLOSER.	REDUCE SUSTAINED OUTAGES ON LATERALS DUE TO TEMPORARY FAULTS.	\$ 17,000	FIRST HALF OF 2028
923	TRIPSAVER ON POLE JC949ABT	ABERDEEN TOWNSHIP (MONMOUTH)	REPLACE LATERAL FUSES WITH S&C TRIPSAVER II RECLOSER.	REDUCE SUSTAINED OUTAGES ON LATERALS DUE TO TEMPORARY FAULTS.	\$ 8,500	FIRST HALF OF 2028
924	TRIPSAVER ON POLE JC949LVT	LIVINGSTON TOWNSHIP (ESSEX)	REPLACE LATERAL FUSES WITH S&C TRIPSAVER II RECLOSER.	REDUCE SUSTAINED OUTAGES ON LATERALS DUE TO TEMPORARY FAULTS.	\$ 8,500	FIRST HALF OF 2028
925	TRIPSAVER ON POLE JC95AV	AVON-BY-THE-SEA BOROUGH (MONMOUTH)	REPLACE LATERAL FUSES WITH S&C TRIPSAVER II RECLOSER.	REDUCE SUSTAINED OUTAGES ON LATERALS DUE TO TEMPORARY FAULTS.	\$ 25,500	FIRST HALF OF 2028
926	TRIPSAVER ON POLE JC963MNL	MOUNTAIN LAKES BOROUGH (MORRIS)	REPLACE LATERAL FUSES WITH S&C TRIPSAVER II RECLOSER.	REDUCE SUSTAINED OUTAGES ON LATERALS DUE TO TEMPORARY FAULTS.	\$ 25,500	FIRST HALF OF 2028
927	TRIPSAVER ON POLE JC965HZ	HAZLET TOWNSHIP (MONMOUTH)	REPLACE LATERAL FUSES WITH S&C TRIPSAVER II RECLOSER.	REDUCE SUSTAINED OUTAGES ON LATERALS DUE TO TEMPORARY FAULTS.	\$ 8,500	FIRST HALF OF 2028
928	TRIPSAVER ON POLE JC97EHT	EAST HANOVER TOWNSHIP (MORRIS)	REPLACE LATERAL FUSES WITH S&C TRIPSAVER II RECLOSER.	REDUCE SUSTAINED OUTAGES ON LATERALS DUE TO TEMPORARY FAULTS.	\$ 8,500	FIRST HALF OF 2028
929	TRIPSAVER ON POLE JC97HLS97	HOWELL TOWNSHIP (MONMOUTH)	REPLACE LATERAL FUSES WITH S&C TRIPSAVER II RECLOSER.	REDUCE SUSTAINED OUTAGES ON LATERALS DUE TO TEMPORARY FAULTS.	\$ 17,000	FIRST HALF OF 2028
930	TRIPSAVER ON POLE JC982OBR	OLD BRIDGE TOWNSHIP (MIDDLESEX)	REPLACE LATERAL FUSES WITH S&C TRIPSAVER II RECLOSER.	REDUCE SUSTAINED OUTAGES ON LATERALS DUE TO TEMPORARY FAULTS.	\$ 25,500	FIRST HALF OF 2028
931	TRIPSAVER ON POLE JC984MNL	MOUNTAIN LAKES BOROUGH (MORRIS)	REPLACE LATERAL FUSES WITH S&C TRIPSAVER II RECLOSER.	REDUCE SUSTAINED OUTAGES ON LATERALS DUE TO TEMPORARY FAULTS.	\$ 8,500	FIRST HALF OF 2028
932	TRIPSAVER ON POLE NJ1003BY	BYRAM TOWNSHIP (SUSSEX)	REPLACE LATERAL FUSES WITH S&C TRIPSAVER II RECLOSER.	REDUCE SUSTAINED OUTAGES ON LATERALS DUE TO TEMPORARY FAULTS.	\$ 17,000	FIRST HALF OF 2028

Location Count	LOCATION (Site No.)	TOWNSHIP (COUNTY)	DESCRIPTION	OBJECTIVE	COST ESTIMATE	PROJECTED IN-SERVICE DATE
933	TRIPSAVER ON POLE NJ1018ST	SPARTA TOWNSHIP (SUSSEX)	REPLACE LATERAL FUSES WITH S&C TRIPSAVER II RECLOSER.	REDUCE SUSTAINED OUTAGES ON LATERALS DUE TO TEMPORARY FAULTS.	\$ 25,500	FIRST HALF OF 2028
934	TRIPSAVER ON POLE NJ1030RTH	RARITAN TOWNSHIP (HUNTERDON)	REPLACE LATERAL FUSES WITH S&C TRIPSAVER II RECLOSER.	REDUCE SUSTAINED OUTAGES ON LATERALS DUE TO TEMPORARY FAULTS.	\$ 17,000	FIRST HALF OF 2028
935	TRIPSAVER ON POLE NJ1045PGT	POHATCONG TOWNSHIP (WARREN)	REPLACE LATERAL FUSES WITH S&C TRIPSAVER II RECLOSER.	REDUCE SUSTAINED OUTAGES ON LATERALS DUE TO TEMPORARY FAULTS.	\$ 8,500	FIRST HALF OF 2028
936	TRIPSAVER ON POLE NJ1046FK	FRANKFORD TOWNSHIP (SUSSEX)	REPLACE LATERAL FUSES WITH S&C TRIPSAVER II RECLOSER.	REDUCE SUSTAINED OUTAGES ON LATERALS DUE TO TEMPORARY FAULTS.	\$ 8,500	FIRST HALF OF 2028
937	TRIPSAVER ON POLE NJ1053MO	MOUNT OLIVE TOWNSHIP (MORRIS)	REPLACE LATERAL FUSES WITH S&C TRIPSAVER II RECLOSER.	REDUCE SUSTAINED OUTAGES ON LATERALS DUE TO TEMPORARY FAULTS.	\$ 8,500	FIRST HALF OF 2028
938	TRIPSAVER ON POLE NJ1054MO	MOUNT OLIVE TOWNSHIP (MORRIS)	REPLACE LATERAL FUSES WITH S&C TRIPSAVER II RECLOSER.	REDUCE SUSTAINED OUTAGES ON LATERALS DUE TO TEMPORARY FAULTS.	\$ 17,000	FIRST HALF OF 2028
939	TRIPSAVER ON POLE NJ105MT	MENDHAM TOWNSHIP (MORRIS)	REPLACE LATERAL FUSES WITH S&C TRIPSAVER II RECLOSER.	REDUCE SUSTAINED OUTAGES ON LATERALS DUE TO TEMPORARY FAULTS.	\$ 17,000	FIRST HALF OF 2028
940	TRIPSAVER ON POLE NJ1078BB	BERNARDSVILLE BOROUGH (SOMERSET)	REPLACE LATERAL FUSES WITH S&C TRIPSAVER II RECLOSER.	REDUCE SUSTAINED OUTAGES ON LATERALS DUE TO TEMPORARY FAULTS.	\$ 25,500	FIRST HALF OF 2028
941	TRIPSAVER ON POLE NJ1128MO	MOUNT OLIVE TOWNSHIP (MORRIS)	REPLACE LATERAL FUSES WITH S&C TRIPSAVER II RECLOSER.	REDUCE SUSTAINED OUTAGES ON LATERALS DUE TO TEMPORARY FAULTS.	\$ 25,500	FIRST HALF OF 2028
942	TRIPSAVER ON POLE NJ1134HT	HOLLAND TOWNSHIP (HUNTERDON)	REPLACE LATERAL FUSES WITH S&C TRIPSAVER II RECLOSER.	REDUCE SUSTAINED OUTAGES ON LATERALS DUE TO TEMPORARY FAULTS.	\$ 17,000	FIRST HALF OF 2028
943	TRIPSAVER ON POLE NJ1158BY	BYRAM TOWNSHIP (SUSSEX)	REPLACE LATERAL FUSES WITH S&C TRIPSAVER II RECLOSER.	REDUCE SUSTAINED OUTAGES ON LATERALS DUE TO TEMPORARY FAULTS.	\$ 8,500	FIRST HALF OF 2028
944	TRIPSAVER ON POLE NJ1181MG	MONTAGUE TOWNSHIP (SUSSEX)	REPLACE LATERAL FUSES WITH S&C TRIPSAVER II RECLOSER.	REDUCE SUSTAINED OUTAGES ON LATERALS DUE TO TEMPORARY FAULTS.	\$ 8,500	FIRST HALF OF 2028
945	TRIPSAVER ON POLE NJ1182ST	SPARTA TOWNSHIP (SUSSEX)	REPLACE LATERAL FUSES WITH S&C TRIPSAVER II RECLOSER.	REDUCE SUSTAINED OUTAGES ON LATERALS DUE TO TEMPORARY FAULTS.	\$ 17,000	FIRST HALF OF 2028
946	TRIPSAVER ON POLE NJ1187MX	MANSFIELD TOWNSHIP (WARREN)	REPLACE LATERAL FUSES WITH S&C TRIPSAVER II RECLOSER.	REDUCE SUSTAINED OUTAGES ON LATERALS DUE TO TEMPORARY FAULTS.	\$ 25,500	FIRST HALF OF 2028
947	TRIPSAVER ON POLE NJ1189RTH	RARITAN TOWNSHIP (HUNTERDON)	REPLACE LATERAL FUSES WITH S&C TRIPSAVER II RECLOSER.	REDUCE SUSTAINED OUTAGES ON LATERALS DUE TO TEMPORARY FAULTS.	\$ 17,000	FIRST HALF OF 2028
948	TRIPSAVER ON POLE NJ1204MRT	MORRIS TOWNSHIP (MORRIS)	REPLACE LATERAL FUSES WITH S&C TRIPSAVER II RECLOSER.	REDUCE SUSTAINED OUTAGES ON LATERALS DUE TO TEMPORARY FAULTS.	\$ 8,500	FIRST HALF OF 2028
949	TRIPSAVER ON POLE NJ1206FR	FRANKLIN TOWNSHIP (WARREN)	REPLACE LATERAL FUSES WITH S&C TRIPSAVER II RECLOSER.	REDUCE SUSTAINED OUTAGES ON LATERALS DUE TO TEMPORARY FAULTS.	\$ 17,000	FIRST HALF OF 2028
950	TRIPSAVER ON POLE NJ1213WG	WANTAGE TOWNSHIP (SUSSEX)	REPLACE LATERAL FUSES WITH S&C TRIPSAVER II RECLOSER.	REDUCE SUSTAINED OUTAGES ON LATERALS DUE TO TEMPORARY FAULTS.	\$ 25,500	FIRST HALF OF 2028
951	TRIPSAVER ON POLE NJ1225BY	BYRAM TOWNSHIP (SUSSEX)	REPLACE LATERAL FUSES WITH S&C TRIPSAVER II RECLOSER.	REDUCE SUSTAINED OUTAGES ON LATERALS DUE TO TEMPORARY FAULTS.	\$ 25,500	FIRST HALF OF 2028
952	TRIPSAVER ON POLE NJ1271KT	KNOWLTON TOWNSHIP (WARREN)	REPLACE LATERAL FUSES WITH S&C TRIPSAVER II RECLOSER.	REDUCE SUSTAINED OUTAGES ON LATERALS DUE TO TEMPORARY FAULTS.	\$ 17,000	FIRST HALF OF 2028
953	TRIPSAVER ON POLE NJ127AL	ALLAMUCHY TOWNSHIP (WARREN)	REPLACE LATERAL FUSES WITH S&C TRIPSAVER II RECLOSER.	REDUCE SUSTAINED OUTAGES ON LATERALS DUE TO TEMPORARY FAULTS.	\$ 17,000	FIRST HALF OF 2028
954	TRIPSAVER ON POLE NJ1329PTH	PARSIPPANY-TROY TOWNSHIP (MORRIS)	REPLACE LATERAL FUSES WITH S&C TRIPSAVER II RECLOSER.	REDUCE SUSTAINED OUTAGES ON LATERALS DUE TO TEMPORARY FAULTS.	\$ 8,500	FIRST HALF OF 2028
955	TRIPSAVER ON POLE NJ1357MT	MENDHAM TOWNSHIP (MORRIS)	REPLACE LATERAL FUSES WITH S&C TRIPSAVER II RECLOSER.	REDUCE SUSTAINED OUTAGES ON LATERALS DUE TO TEMPORARY FAULTS.	\$ 8,500	FIRST HALF OF 2028
956	TRIPSAVER ON POLE NJ1359HY	HARMONY TOWNSHIP (WARREN)	REPLACE LATERAL FUSES WITH S&C TRIPSAVER II RECLOSER.	REDUCE SUSTAINED OUTAGES ON LATERALS DUE TO TEMPORARY FAULTS.	\$ 8,500	FIRST HALF OF 2028
957	TRIPSAVER ON POLE NJ135RU	ROXBURY TOWNSHIP (MORRIS)	REPLACE LATERAL FUSES WITH S&C TRIPSAVER II RECLOSER.	REDUCE SUSTAINED OUTAGES ON LATERALS DUE TO TEMPORARY FAULTS.	\$ 25,500	FIRST HALF OF 2028
958	TRIPSAVER ON POLE NJ1366HO	HOPATCONG BOROUGH (SUSSEX)	REPLACE LATERAL FUSES WITH S&C TRIPSAVER II RECLOSER.	REDUCE SUSTAINED OUTAGES ON LATERALS DUE TO TEMPORARY FAULTS.	\$ 25,500	FIRST HALF OF 2028
959	TRIPSAVER ON POLE NJ1389CT	CHESTER TOWNSHIP (MORRIS)	REPLACE LATERAL FUSES WITH S&C TRIPSAVER II RECLOSER.	REDUCE SUSTAINED OUTAGES ON LATERALS DUE TO TEMPORARY FAULTS.	\$ 25,500	FIRST HALF OF 2028

Location Count	LOCATION (Site No.)	TOWNSHIP (COUNTY)	DESCRIPTION	OBJECTIVE	COST ESTIMATE	PROJECTED IN-SERVICE DATE
960	TRIPSAVER ON POLE NJ140H	HAMPTON BOROUGH (HUNTERDON)	REPLACE LATERAL FUSES WITH S&C TRIPSAVER II RECLOSER.	REDUCE SUSTAINED OUTAGES ON LATERALS DUE TO TEMPORARY FAULTS.	\$ 17,000	FIRST HALF OF 2028
961	TRIPSAVER ON POLE NJ144TT	TEWKSBURY TOWNSHIP (HUNTERDON)	REPLACE LATERAL FUSES WITH S&C TRIPSAVER II RECLOSER.	REDUCE SUSTAINED OUTAGES ON LATERALS DUE TO TEMPORARY FAULTS.	\$ 25,500	FIRST HALF OF 2028
962	TRIPSAVER ON POLE NJ1462BE	BETHLEHEM TOWNSHIP (HUNTERDON)	REPLACE LATERAL FUSES WITH S&C TRIPSAVER II RECLOSER.	REDUCE SUSTAINED OUTAGES ON LATERALS DUE TO TEMPORARY FAULTS.	\$ 17,000	FIRST HALF OF 2028
963	TRIPSAVER ON POLE NJ147BWT	BRIDGEWATER TOWNSHIP (SOMERSET)	REPLACE LATERAL FUSES WITH S&C TRIPSAVER II RECLOSER.	REDUCE SUSTAINED OUTAGES ON LATERALS DUE TO TEMPORARY FAULTS.	\$ 17,000	FIRST HALF OF 2028
964	TRIPSAVER ON POLE NJ1482KT	KNOWLTON TOWNSHIP (WARREN)	REPLACE LATERAL FUSES WITH S&C TRIPSAVER II RECLOSER.	REDUCE SUSTAINED OUTAGES ON LATERALS DUE TO TEMPORARY FAULTS.	\$ 8,500	FIRST HALF OF 2028
965	TRIPSAVER ON POLE NJ1483HO	HOPATCONG BOROUGH (SUSSEX)	REPLACE LATERAL FUSES WITH S&C TRIPSAVER II RECLOSER.	REDUCE SUSTAINED OUTAGES ON LATERALS DUE TO TEMPORARY FAULTS.	\$ 25,500	FIRST HALF OF 2028
966	TRIPSAVER ON POLE NJ148HO	HOPATCONG BOROUGH (SUSSEX)	REPLACE LATERAL FUSES WITH S&C TRIPSAVER II RECLOSER.	REDUCE SUSTAINED OUTAGES ON LATERALS DUE TO TEMPORARY FAULTS.	\$ 25,500	FIRST HALF OF 2028
967	TRIPSAVER ON POLE NJ1490LE	LEBANON TOWNSHIP (HUNTERDON)	REPLACE LATERAL FUSES WITH S&C TRIPSAVER II RECLOSER.	REDUCE SUSTAINED OUTAGES ON LATERALS DUE TO TEMPORARY FAULTS.	\$ 17,000	FIRST HALF OF 2028
968	TRIPSAVER ON POLE NJ1492RU	ROXBURY TOWNSHIP (MORRIS)	REPLACE LATERAL FUSES WITH S&C TRIPSAVER II RECLOSER.	REDUCE SUSTAINED OUTAGES ON LATERALS DUE TO TEMPORARY FAULTS.	\$ 8,500	FIRST HALF OF 2028
969	TRIPSAVER ON POLE NJ1543CT	CHESTER TOWNSHIP (MORRIS)	REPLACE LATERAL FUSES WITH S&C TRIPSAVER II RECLOSER.	REDUCE SUSTAINED OUTAGES ON LATERALS DUE TO TEMPORARY FAULTS.	\$ 8,500	FIRST HALF OF 2028
970	TRIPSAVER ON POLE NJ1544ST	SPARTA TOWNSHIP (SUSSEX)	REPLACE LATERAL FUSES WITH S&C TRIPSAVER II RECLOSER.	REDUCE SUSTAINED OUTAGES ON LATERALS DUE TO TEMPORARY FAULTS.	\$ 8,500	FIRST HALF OF 2028
971	TRIPSAVER ON POLE NJ1577RU	ROXBURY TOWNSHIP (MORRIS)	REPLACE LATERAL FUSES WITH S&C TRIPSAVER II RECLOSER.	REDUCE SUSTAINED OUTAGES ON LATERALS DUE TO TEMPORARY FAULTS.	\$ 25,500	FIRST HALF OF 2028
972	TRIPSAVER ON POLE NJ1578RG	READINGTON TOWNSHIP (HUNTERDON)	REPLACE LATERAL FUSES WITH S&C TRIPSAVER II RECLOSER.	REDUCE SUSTAINED OUTAGES ON LATERALS DUE TO TEMPORARY FAULTS.	\$ 25,500	FIRST HALF OF 2028
973	TRIPSAVER ON POLE NJ1580RU	ROXBURY TOWNSHIP (MORRIS)	REPLACE LATERAL FUSES WITH S&C TRIPSAVER II RECLOSER.	REDUCE SUSTAINED OUTAGES ON LATERALS DUE TO TEMPORARY FAULTS.	\$ 17,000	FIRST HALF OF 2028
974	TRIPSAVER ON POLE NJ1588HYN	HARDYSTON TOWNSHIP (SUSSEX)	REPLACE LATERAL FUSES WITH S&C TRIPSAVER II RECLOSER.	REDUCE SUSTAINED OUTAGES ON LATERALS DUE TO TEMPORARY FAULTS.	\$ 8,500	FIRST HALF OF 2028
975	TRIPSAVER ON POLE NJ1604HY	HARMONY TOWNSHIP (WARREN)	REPLACE LATERAL FUSES WITH S&C TRIPSAVER II RECLOSER.	REDUCE SUSTAINED OUTAGES ON LATERALS DUE TO TEMPORARY FAULTS.	\$ 25,500	FIRST HALF OF 2028
976	TRIPSAVER ON POLE NJ160BD	BELVIDERE TOWN (WARREN)	REPLACE LATERAL FUSES WITH S&C TRIPSAVER II RECLOSER.	REDUCE SUSTAINED OUTAGES ON LATERALS DUE TO TEMPORARY FAULTS.	\$ 25,500	FIRST HALF OF 2028
977	TRIPSAVER ON POLE NJ1668FK	FRANKFORD TOWNSHIP (SUSSEX)	REPLACE LATERAL FUSES WITH S&C TRIPSAVER II RECLOSER.	REDUCE SUSTAINED OUTAGES ON LATERALS DUE TO TEMPORARY FAULTS.	\$ 8,500	FIRST HALF OF 2028
978	TRIPSAVER ON POLE NJ1719HO	HOPATCONG BOROUGH (SUSSEX)	REPLACE LATERAL FUSES WITH S&C TRIPSAVER II RECLOSER.	REDUCE SUSTAINED OUTAGES ON LATERALS DUE TO TEMPORARY FAULTS.	\$ 17,000	FIRST HALF OF 2028
979	TRIPSAVER ON POLE NJ174BV	BERNARDS TOWNSHIP (SOMERSET)	REPLACE LATERAL FUSES WITH S&C TRIPSAVER II RECLOSER.	REDUCE SUSTAINED OUTAGES ON LATERALS DUE TO TEMPORARY FAULTS.	\$ 25,500	FIRST HALF OF 2028
980	TRIPSAVER ON POLE NJ175RG	READINGTON TOWNSHIP (HUNTERDON)	REPLACE LATERAL FUSES WITH S&C TRIPSAVER II RECLOSER.	REDUCE SUSTAINED OUTAGES ON LATERALS DUE TO TEMPORARY FAULTS.	\$ 25,500	FIRST HALF OF 2028
981	TRIPSAVER ON POLE NJ176SB	SUSSEX BOROUGH (SUSSEX)	REPLACE LATERAL FUSES WITH S&C TRIPSAVER II RECLOSER.	REDUCE SUSTAINED OUTAGES ON LATERALS DUE TO TEMPORARY FAULTS.	\$ 25,500	SECOND HALF OF 2028
982	TRIPSAVER ON POLE NJ1792EA	EAST AMWELL TOWNSHIP (HUNTERDON)	REPLACE LATERAL FUSES WITH S&C TRIPSAVER II RECLOSER.	REDUCE SUSTAINED OUTAGES ON LATERALS DUE TO TEMPORARY FAULTS.	\$ 8,500	SECOND HALF OF 2028
983	TRIPSAVER ON POLE NJ179BV	BERNARDS TOWNSHIP (SOMERSET)	REPLACE LATERAL FUSES WITH S&C TRIPSAVER II RECLOSER.	REDUCE SUSTAINED OUTAGES ON LATERALS DUE TO TEMPORARY FAULTS.	\$ 8,500	SECOND HALF OF 2028
984	TRIPSAVER ON POLE NJ181FNT	FREDON TOWNSHIP (SUSSEX)	REPLACE LATERAL FUSES WITH S&C TRIPSAVER II RECLOSER.	REDUCE SUSTAINED OUTAGES ON LATERALS DUE TO TEMPORARY FAULTS.	\$ 17,000	SECOND HALF OF 2028
985	TRIPSAVER ON POLE NJ1823HYN	HARDYSTON TOWNSHIP (SUSSEX)	REPLACE LATERAL FUSES WITH S&C TRIPSAVER II RECLOSER.	REDUCE SUSTAINED OUTAGES ON LATERALS DUE TO TEMPORARY FAULTS.	\$ 8,500	SECOND HALF OF 2028
986	TRIPSAVER ON POLE NJ189WT	WASHINGTON TOWNSHIP (MORRIS)	REPLACE LATERAL FUSES WITH S&C TRIPSAVER II RECLOSER.	REDUCE SUSTAINED OUTAGES ON LATERALS DUE TO TEMPORARY FAULTS.	\$ 25,500	SECOND HALF OF 2028

Location Count	LOCATION (Site No.)	TOWNSHIP (COUNTY)	DESCRIPTION	OBJECTIVE	COST ESTIMATE	PROJECTED IN-SERVICE DATE
987	TRIPSAVER ON POLE NJ1938MO	MOUNT OLIVE TOWNSHIP (MORRIS)	REPLACE LATERAL FUSES WITH S&C TRIPSAVER II RECLOSER.	REDUCE SUSTAINED OUTAGES ON LATERALS DUE TO TEMPORARY FAULTS.	\$ 8,500	SECOND HALF OF 2028
988	TRIPSAVER ON POLE NJ1976J	JEFFERSON TOWNSHIP (MORRIS)	REPLACE LATERAL FUSES WITH S&C TRIPSAVER II RECLOSER.	REDUCE SUSTAINED OUTAGES ON LATERALS DUE TO TEMPORARY FAULTS.	\$ 17,000	SECOND HALF OF 2028
989	TRIPSAVER ON POLE NJ1977J	JEFFERSON TOWNSHIP (MORRIS)	REPLACE LATERAL FUSES WITH S&C TRIPSAVER II RECLOSER.	REDUCE SUSTAINED OUTAGES ON LATERALS DUE TO TEMPORARY FAULTS.	\$ 17,000	SECOND HALF OF 2028
990	TRIPSAVER ON POLE NJ1LY	LIBERTY TOWNSHIP (WARREN)	REPLACE LATERAL FUSES WITH S&C TRIPSAVER II RECLOSER.	REDUCE SUSTAINED OUTAGES ON LATERALS DUE TO TEMPORARY FAULTS.	\$ 17,000	SECOND HALF OF 2028
991	TRIPSAVER ON POLE NJ2036RA	RANDOLPH TOWNSHIP (MORRIS)	REPLACE LATERAL FUSES WITH S&C TRIPSAVER II RECLOSER.	REDUCE SUSTAINED OUTAGES ON LATERALS DUE TO TEMPORARY FAULTS.	\$ 25,500	SECOND HALF OF 2028
992	TRIPSAVER ON POLE NJ2056RG	READINGTON TOWNSHIP (HUNTERDON)	REPLACE LATERAL FUSES WITH S&C TRIPSAVER II RECLOSER.	REDUCE SUSTAINED OUTAGES ON LATERALS DUE TO TEMPORARY FAULTS.	\$ 17,000	SECOND HALF OF 2028
993	TRIPSAVER ON POLE NJ2081RA	MT ARLINGTON BOROUGH (MORRIS)	REPLACE LATERAL FUSES WITH S&C TRIPSAVER II RECLOSER.	REDUCE SUSTAINED OUTAGES ON LATERALS DUE TO TEMPORARY FAULTS.	\$ 25,500	SECOND HALF OF 2028
994	TRIPSAVER ON POLE NJ2081VR	VERNON TOWNSHIP (SUSSEX)	REPLACE LATERAL FUSES WITH S&C TRIPSAVER II RECLOSER.	REDUCE SUSTAINED OUTAGES ON LATERALS DUE TO TEMPORARY FAULTS.	\$ 8,500	SECOND HALF OF 2028
995	TRIPSAVER ON POLE NJ209WT	WASHINGTON TOWNSHIP (MORRIS)	REPLACE LATERAL FUSES WITH S&C TRIPSAVER II RECLOSER.	REDUCE SUSTAINED OUTAGES ON LATERALS DUE TO TEMPORARY FAULTS.	\$ 17,000	SECOND HALF OF 2028
996	TRIPSAVER ON POLE NJ2113RU	ROXBURY TOWNSHIP (MORRIS)	REPLACE LATERAL FUSES WITH S&C TRIPSAVER II RECLOSER.	REDUCE SUSTAINED OUTAGES ON LATERALS DUE TO TEMPORARY FAULTS.	\$ 25,500	SECOND HALF OF 2028
997	TRIPSAVER ON POLE NJ211WN	WARREN TOWNSHIP (SOMERSET)	REPLACE LATERAL FUSES WITH S&C TRIPSAVER II RECLOSER.	REDUCE SUSTAINED OUTAGES ON LATERALS DUE TO TEMPORARY FAULTS.	\$ 25,500	SECOND HALF OF 2028
998	TRIPSAVER ON POLE NJ214WH	WHITE TOWNSHIP (WARREN)	REPLACE LATERAL FUSES WITH S&C TRIPSAVER II RECLOSER.	REDUCE SUSTAINED OUTAGES ON LATERALS DUE TO TEMPORARY FAULTS.	\$ 8,500	SECOND HALF OF 2028
999	TRIPSAVER ON POLE NJ2176MO	MOUNT OLIVE TOWNSHIP (MORRIS)	REPLACE LATERAL FUSES WITH S&C TRIPSAVER II RECLOSER.	REDUCE SUSTAINED OUTAGES ON LATERALS DUE TO TEMPORARY FAULTS.	\$ 8,500	SECOND HALF OF 2028
1000	TRIPSAVER ON POLE NJ2198BV	BERNARDS TOWNSHIP (SOMERSET)	REPLACE LATERAL FUSES WITH S&C TRIPSAVER II RECLOSER.	REDUCE SUSTAINED OUTAGES ON LATERALS DUE TO TEMPORARY FAULTS.	\$ 17,000	SECOND HALF OF 2028
1001	TRIPSAVER ON POLE NJ2224ST	SPARTA TOWNSHIP (SUSSEX)	REPLACE LATERAL FUSES WITH S&C TRIPSAVER II RECLOSER.	REDUCE SUSTAINED OUTAGES ON LATERALS DUE TO TEMPORARY FAULTS.	\$ 17,000	SECOND HALF OF 2028
1002	TRIPSAVER ON POLE NJ2241LE	LEBANON TOWNSHIP (HUNTERDON)	REPLACE LATERAL FUSES WITH S&C TRIPSAVER II RECLOSER.	REDUCE SUSTAINED OUTAGES ON LATERALS DUE TO TEMPORARY FAULTS.	\$ 25,500	SECOND HALF OF 2028
1003	TRIPSAVER ON POLE NJ225RA	RANDOLPH TOWNSHIP (MORRIS)	REPLACE LATERAL FUSES WITH S&C TRIPSAVER II RECLOSER.	REDUCE SUSTAINED OUTAGES ON LATERALS DUE TO TEMPORARY FAULTS.	\$ 17,000	SECOND HALF OF 2028
1004	TRIPSAVER ON POLE NJ228SN	STANHOPE BOROUGH (SUSSEX)	REPLACE LATERAL FUSES WITH S&C TRIPSAVER II RECLOSER.	REDUCE SUSTAINED OUTAGES ON LATERALS DUE TO TEMPORARY FAULTS.	\$ 17,000	SECOND HALF OF 2028
1005	TRIPSAVER ON POLE NJ232HB	HAMBURG BOROUGH (SUSSEX)	REPLACE LATERAL FUSES WITH S&C TRIPSAVER II RECLOSER.	REDUCE SUSTAINED OUTAGES ON LATERALS DUE TO TEMPORARY FAULTS.	\$ 25,500	SECOND HALF OF 2028
1006	TRIPSAVER ON POLE NJ244BB	BERNARDSVILLE BOROUGH (SOMERSET)	REPLACE LATERAL FUSES WITH S&C TRIPSAVER II RECLOSER.	REDUCE SUSTAINED OUTAGES ON LATERALS DUE TO TEMPORARY FAULTS.	\$ 8,500	SECOND HALF OF 2028
1007	TRIPSAVER ON POLE NJ248HBB	HIGH BRIDGE BOROUGH (HUNTERDON)	REPLACE LATERAL FUSES WITH S&C TRIPSAVER II RECLOSER.	REDUCE SUSTAINED OUTAGES ON LATERALS DUE TO TEMPORARY FAULTS.	\$ 8,500	SECOND HALF OF 2028
1008	TRIPSAVER ON POLE NJ2564MO	MOUNT OLIVE TOWNSHIP (MORRIS)	REPLACE LATERAL FUSES WITH S&C TRIPSAVER II RECLOSER.	REDUCE SUSTAINED OUTAGES ON LATERALS DUE TO TEMPORARY FAULTS.	\$ 17,000	SECOND HALF OF 2028
1009	TRIPSAVER ON POLE NJ25HN	HAMPTON TOWNSHIP (SUSSEX)	REPLACE LATERAL FUSES WITH S&C TRIPSAVER II RECLOSER.	REDUCE SUSTAINED OUTAGES ON LATERALS DUE TO TEMPORARY FAULTS.	\$ 8,500	SECOND HALF OF 2028
1010	TRIPSAVER ON POLE NJ260GW	GREENWICH TOWNSHIP (WARREN)	REPLACE LATERAL FUSES WITH S&C TRIPSAVER II RECLOSER.	REDUCE SUSTAINED OUTAGES ON LATERALS DUE TO TEMPORARY FAULTS.	\$ 8,500	SECOND HALF OF 2028
1011	TRIPSAVER ON POLE NJ262LY	LIBERTY TOWNSHIP (WARREN)	REPLACE LATERAL FUSES WITH S&C TRIPSAVER II RECLOSER.	REDUCE SUSTAINED OUTAGES ON LATERALS DUE TO TEMPORARY FAULTS.	\$ 25,500	SECOND HALF OF 2028
1012	TRIPSAVER ON POLE NJ277FK	FRANKFORD TOWNSHIP (SUSSEX)	REPLACE LATERAL FUSES WITH S&C TRIPSAVER II RECLOSER.	REDUCE SUSTAINED OUTAGES ON LATERALS DUE TO TEMPORARY FAULTS.	\$ 8,500	SECOND HALF OF 2028
1013	TRIPSAVER ON POLE NJ284MT	MENDHAM TOWNSHIP (MORRIS)	REPLACE LATERAL FUSES WITH S&C TRIPSAVER II RECLOSER.	REDUCE SUSTAINED OUTAGES ON LATERALS DUE TO TEMPORARY FAULTS.	\$ 25,500	SECOND HALF OF 2028

Location Count	LOCATION (Site No.)	TOWNSHIP (COUNTY)	DESCRIPTION	OBJECTIVE	COST ESTIMATE	PROJECTED IN-SERVICE DATE
1014	TRIPSAVER ON POLE NJ286BV	BERNARDS TOWNSHIP (SOMERSET)	REPLACE LATERAL FUSES WITH S&C TRIPSAVER II RECLOSER.	REDUCE SUSTAINED OUTAGES ON LATERALS DUE TO TEMPORARY FAULTS.	\$ 8,500	SECOND HALF OF 2028
1015	TRIPSAVER ON POLE NJ287OT	OXFORD TOWNSHIP (WARREN)	REPLACE LATERAL FUSES WITH S&C TRIPSAVER II RECLOSER.	REDUCE SUSTAINED OUTAGES ON LATERALS DUE TO TEMPORARY FAULTS.	\$ 17,000	SECOND HALF OF 2028
1016	TRIPSAVER ON POLE NJ290MG	MONTAGUE TOWNSHIP (SUSSEX)	REPLACE LATERAL FUSES WITH S&C TRIPSAVER II RECLOSER.	REDUCE SUSTAINED OUTAGES ON LATERALS DUE TO TEMPORARY FAULTS.	\$ 8,500	SECOND HALF OF 2028
1017	TRIPSAVER ON POLE NJ2978RG	READINGTON TOWNSHIP (HUNTERDON)	REPLACE LATERAL FUSES WITH S&C TRIPSAVER II RECLOSER.	REDUCE SUSTAINED OUTAGES ON LATERALS DUE TO TEMPORARY FAULTS.	\$ 17,000	SECOND HALF OF 2028
1018	TRIPSAVER ON POLE NJ299RU	ROXBURY TOWNSHIP (MORRIS)	REPLACE LATERAL FUSES WITH S&C TRIPSAVER II RECLOSER.	REDUCE SUSTAINED OUTAGES ON LATERALS DUE TO TEMPORARY FAULTS.	\$ 17,000	SECOND HALF OF 2028
1019	TRIPSAVER ON POLE NJ301BE	BETHLEHEM TOWNSHIP (HUNTERDON)	REPLACE LATERAL FUSES WITH S&C TRIPSAVER II RECLOSER.	REDUCE SUSTAINED OUTAGES ON LATERALS DUE TO TEMPORARY FAULTS.	\$ 25,500	SECOND HALF OF 2028
1020	TRIPSAVER ON POLE NJ302J	JEFFERSON TOWNSHIP (MORRIS)	REPLACE LATERAL FUSES WITH S&C TRIPSAVER II RECLOSER.	REDUCE SUSTAINED OUTAGES ON LATERALS DUE TO TEMPORARY FAULTS.	\$ 17,000	SECOND HALF OF 2028
1021	TRIPSAVER ON POLE NJ311WN	WARREN TOWNSHIP (SOMERSET)	REPLACE LATERAL FUSES WITH S&C TRIPSAVER II RECLOSER.	REDUCE SUSTAINED OUTAGES ON LATERALS DUE TO TEMPORARY FAULTS.	\$ 25,500	SECOND HALF OF 2028
1022	TRIPSAVER ON POLE NJ314HB	HAMBURG BOROUGH (SUSSEX)	REPLACE LATERAL FUSES WITH S&C TRIPSAVER II RECLOSER.	REDUCE SUSTAINED OUTAGES ON LATERALS DUE TO TEMPORARY FAULTS.	\$ 17,000	SECOND HALF OF 2028
1023	TRIPSAVER ON POLE NJ318OT	OXFORD TOWNSHIP (WARREN)	REPLACE LATERAL FUSES WITH S&C TRIPSAVER II RECLOSER.	REDUCE SUSTAINED OUTAGES ON LATERALS DUE TO TEMPORARY FAULTS.	\$ 25,500	SECOND HALF OF 2028
1024	TRIPSAVER ON POLE NJ3249ST	SPARTA TOWNSHIP (SUSSEX)	REPLACE LATERAL FUSES WITH S&C TRIPSAVER II RECLOSER.	REDUCE SUSTAINED OUTAGES ON LATERALS DUE TO TEMPORARY FAULTS.	\$ 17,000	SECOND HALF OF 2028
1025	TRIPSAVER ON POLE NJ324GR	GREEN TOWNSHIP (SUSSEX)	REPLACE LATERAL FUSES WITH S&C TRIPSAVER II RECLOSER.	REDUCE SUSTAINED OUTAGES ON LATERALS DUE TO TEMPORARY FAULTS.	\$ 17,000	SECOND HALF OF 2028
1026	TRIPSAVER ON POLE NJ327KT	KNOWLTON TOWNSHIP (WARREN)	REPLACE LATERAL FUSES WITH S&C TRIPSAVER II RECLOSER.	REDUCE SUSTAINED OUTAGES ON LATERALS DUE TO TEMPORARY FAULTS.	\$ 25,500	SECOND HALF OF 2028
1027	TRIPSAVER ON POLE NJ338HO	HOPATCONG BOROUGH (SUSSEX)	REPLACE LATERAL FUSES WITH S&C TRIPSAVER II RECLOSER.	REDUCE SUSTAINED OUTAGES ON LATERALS DUE TO TEMPORARY FAULTS.	\$ 17,000	SECOND HALF OF 2028
1028	TRIPSAVER ON POLE NJ33FB	FAR HILLS BOROUGH (SOMERSET)	REPLACE LATERAL FUSES WITH S&C TRIPSAVER II RECLOSER.	REDUCE SUSTAINED OUTAGES ON LATERALS DUE TO TEMPORARY FAULTS.	\$ 8,500	SECOND HALF OF 2028
1029	TRIPSAVER ON POLE NJ347BE	BETHLEHEM TOWNSHIP (HUNTERDON)	REPLACE LATERAL FUSES WITH S&C TRIPSAVER II RECLOSER.	REDUCE SUSTAINED OUTAGES ON LATERALS DUE TO TEMPORARY FAULTS.	\$ 17,000	SECOND HALF OF 2028
1030	TRIPSAVER ON POLE NJ34FT	FRANKLIN TOWNSHIP (HUNTERDON)	REPLACE LATERAL FUSES WITH S&C TRIPSAVER II RECLOSER.	REDUCE SUSTAINED OUTAGES ON LATERALS DUE TO TEMPORARY FAULTS.	\$ 17,000	SECOND HALF OF 2028
1031	TRIPSAVER ON POLE NJ350MGA781	MONTAGUE TOWNSHIP (SUSSEX)	REPLACE LATERAL FUSES WITH S&C TRIPSAVER II RECLOSER.	REDUCE SUSTAINED OUTAGES ON LATERALS DUE TO TEMPORARY FAULTS.	\$ 8,500	SECOND HALF OF 2028
1032	TRIPSAVER ON POLE NJ3510ST	SPARTA TOWNSHIP (SUSSEX)	REPLACE LATERAL FUSES WITH S&C TRIPSAVER II RECLOSER.	REDUCE SUSTAINED OUTAGES ON LATERALS DUE TO TEMPORARY FAULTS.	\$ 25,500	SECOND HALF OF 2028
1033	TRIPSAVER ON POLE NJ351HB	HAMBURG BOROUGH (SUSSEX)	REPLACE LATERAL FUSES WITH S&C TRIPSAVER II RECLOSER.	REDUCE SUSTAINED OUTAGES ON LATERALS DUE TO TEMPORARY FAULTS.	\$ 8,500	SECOND HALF OF 2028
1034	TRIPSAVER ON POLE NJ3540RG	READINGTON TOWNSHIP (HUNTERDON)	REPLACE LATERAL FUSES WITH S&C TRIPSAVER II RECLOSER.	REDUCE SUSTAINED OUTAGES ON LATERALS DUE TO TEMPORARY FAULTS.	\$ 17,000	SECOND HALF OF 2028
1035	TRIPSAVER ON POLE NJ356HB	HAMBURG BOROUGH (SUSSEX)	REPLACE LATERAL FUSES WITH S&C TRIPSAVER II RECLOSER.	REDUCE SUSTAINED OUTAGES ON LATERALS DUE TO TEMPORARY FAULTS.	\$ 17,000	SECOND HALF OF 2028
1036	TRIPSAVER ON POLE NJ361FK	FRANKFORD TOWNSHIP (SUSSEX)	REPLACE LATERAL FUSES WITH S&C TRIPSAVER II RECLOSER.	REDUCE SUSTAINED OUTAGES ON LATERALS DUE TO TEMPORARY FAULTS.	\$ 8,500	SECOND HALF OF 2028
1037	TRIPSAVER ON POLE NJ3631J	JEFFERSON TOWNSHIP (MORRIS)	REPLACE LATERAL FUSES WITH S&C TRIPSAVER II RECLOSER.	REDUCE SUSTAINED OUTAGES ON LATERALS DUE TO TEMPORARY FAULTS.	\$ 25,500	SECOND HALF OF 2028
1038	TRIPSAVER ON POLE NJ372AN	ALEXANDRIA TOWNSHIP (HUNTERDON)	REPLACE LATERAL FUSES WITH S&C TRIPSAVER II RECLOSER.	REDUCE SUSTAINED OUTAGES ON LATERALS DUE TO TEMPORARY FAULTS.	\$ 8,500	SECOND HALF OF 2028
1039	TRIPSAVER ON POLE NJ374HN	HAMPTON TOWNSHIP (SUSSEX)	REPLACE LATERAL FUSES WITH S&C TRIPSAVER II RECLOSER.	REDUCE SUSTAINED OUTAGES ON LATERALS DUE TO TEMPORARY FAULTS.	\$ 8,500	SECOND HALF OF 2028
1040	TRIPSAVER ON POLE NJ376HB	HAMBURG BOROUGH (SUSSEX)	REPLACE LATERAL FUSES WITH S&C TRIPSAVER II RECLOSER.	REDUCE SUSTAINED OUTAGES ON LATERALS DUE TO TEMPORARY FAULTS.	\$ 17,000	SECOND HALF OF 2028

Location Count	LOCATION (Site No.)	TOWNSHIP (COUNTY)	DESCRIPTION	OBJECTIVE	COST ESTIMATE	PROJECTED IN-SERVICE DATE
1041	TRIPSAVER ON POLE NJ386LX	LOPATCONG TOWNSHIP (WARREN)	REPLACE LATERAL FUSES WITH S&C TRIPSAVER II RECLOSER.	REDUCE SUSTAINED OUTAGES ON LATERALS DUE TO TEMPORARY FAULTS.	\$ 8,500	SECOND HALF OF 2028
1042	TRIPSAVER ON POLE NJ3975CTH	CLINTON TOWNSHIP (HUNTERDON)	REPLACE LATERAL FUSES WITH S&C TRIPSAVER II RECLOSER.	REDUCE SUSTAINED OUTAGES ON LATERALS DUE TO TEMPORARY FAULTS.	\$ 25,500	SECOND HALF OF 2028
1043	TRIPSAVER ON POLE NJ403FNT	FREDON TOWNSHIP (SUSSEX)	REPLACE LATERAL FUSES WITH S&C TRIPSAVER II RECLOSER.	REDUCE SUSTAINED OUTAGES ON LATERALS DUE TO TEMPORARY FAULTS.	\$ 17,000	SECOND HALF OF 2028
1044	TRIPSAVER ON POLE NJ40SN	STANHOPE BOROUGH (SUSSEX)	REPLACE LATERAL FUSES WITH S&C TRIPSAVER II RECLOSER.	REDUCE SUSTAINED OUTAGES ON LATERALS DUE TO TEMPORARY FAULTS.	\$ 25,500	SECOND HALF OF 2028
1045	TRIPSAVER ON POLE NJ422HY	HARMONY TOWNSHIP (WARREN)	REPLACE LATERAL FUSES WITH S&C TRIPSAVER II RECLOSER.	REDUCE SUSTAINED OUTAGES ON LATERALS DUE TO TEMPORARY FAULTS.	\$ 8,500	SECOND HALF OF 2028
1046	TRIPSAVER ON POLE NJ435BDRX726	BEDMINSTER TOWNSHIP (SOMERSET)	REPLACE LATERAL FUSES WITH S&C TRIPSAVER II RECLOSER.	REDUCE SUSTAINED OUTAGES ON LATERALS DUE TO TEMPORARY FAULTS.	\$ 25,500	SECOND HALF OF 2028
1047	TRIPSAVER ON POLE NJ438AT	ANDOVER TOWNSHIP (SUSSEX)	REPLACE LATERAL FUSES WITH S&C TRIPSAVER II RECLOSER.	REDUCE SUSTAINED OUTAGES ON LATERALS DUE TO TEMPORARY FAULTS.	\$ 8,500	SECOND HALF OF 2028
1048	TRIPSAVER ON POLE NJ440RG	READINGTON TOWNSHIP (HUNTERDON)	REPLACE LATERAL FUSES WITH S&C TRIPSAVER II RECLOSER.	REDUCE SUSTAINED OUTAGES ON LATERALS DUE TO TEMPORARY FAULTS.	\$ 17,000	SECOND HALF OF 2028
1049	TRIPSAVER ON POLE NJ442WNE	WANAQUE BOROUGH (PASSIAC)	REPLACE LATERAL FUSES WITH S&C TRIPSAVER II RECLOSER.	REDUCE SUSTAINED OUTAGES ON LATERALS DUE TO TEMPORARY FAULTS.	\$ 8,500	SECOND HALF OF 2028
1050	TRIPSAVER ON POLE NJ443HYN	HARDYSTON TOWNSHIP (SUSSEX)	REPLACE LATERAL FUSES WITH S&C TRIPSAVER II RECLOSER.	REDUCE SUSTAINED OUTAGES ON LATERALS DUE TO TEMPORARY FAULTS.	\$ 25,500	SECOND HALF OF 2028
1051	TRIPSAVER ON POLE NJ445LY	LIBERTY TOWNSHIP (WARREN)	REPLACE LATERAL FUSES WITH S&C TRIPSAVER II RECLOSER.	REDUCE SUSTAINED OUTAGES ON LATERALS DUE TO TEMPORARY FAULTS.	\$ 17,000	SECOND HALF OF 2028
1052	TRIPSAVER ON POLE NJ455FL	FRELINGHUYSEN TOWNSHIP (WARREN)	REPLACE LATERAL FUSES WITH S&C TRIPSAVER II RECLOSER.	REDUCE SUSTAINED OUTAGES ON LATERALS DUE TO TEMPORARY FAULTS.	\$ 17,000	SECOND HALF OF 2028
1053	TRIPSAVER ON POLE NJ457AT	ANDOVER TOWNSHIP (SUSSEX)	REPLACE LATERAL FUSES WITH S&C TRIPSAVER II RECLOSER.	REDUCE SUSTAINED OUTAGES ON LATERALS DUE TO TEMPORARY FAULTS.	\$ 8,500	SECOND HALF OF 2028
1054	TRIPSAVER ON POLE NJ463IX	INDEPENDENCE TOWNSHIP (WARREN)	REPLACE LATERAL FUSES WITH S&C TRIPSAVER II RECLOSER.	REDUCE SUSTAINED OUTAGES ON LATERALS DUE TO TEMPORARY FAULTS.	\$ 8,500	SECOND HALF OF 2028
1055	TRIPSAVER ON POLE NJ463MX	MANSFIELD TOWNSHIP (WARREN)	REPLACE LATERAL FUSES WITH S&C TRIPSAVER II RECLOSER.	REDUCE SUSTAINED OUTAGES ON LATERALS DUE TO TEMPORARY FAULTS.	\$ 17,000	SECOND HALF OF 2028
<b>TOTAL 2028 COSTS</b>					<b>\$ 2,414,000</b>	

**FUSE REPLACEMENT WITH TRIPSAVER II 2029**

Location Count	LOCATION (Site No.)	TOWNSHIP (COUNTY)	DESCRIPTION	OBJECTIVE	COST ESTIMATE	PROJECTED IN-SERVICE DATE
1056	TRIPSAVER ON POLE NJ480FL	FRELINGHUYSEN TOWNSHIP (WARREN)	REPLACE LATERAL FUSES WITH S&C TRIPSAVER II RECLOSER.	REDUCE SUSTAINED OUTAGES ON LATERALS DUE TO TEMPORARY FAULTS.	\$ 25,500	FIRST HALF OF 2029
1057	TRIPSAVER ON POLE NJ482MX	MANSFIELD TOWNSHIP (WARREN)	REPLACE LATERAL FUSES WITH S&C TRIPSAVER II RECLOSER.	REDUCE SUSTAINED OUTAGES ON LATERALS DUE TO TEMPORARY FAULTS.	\$ 25,500	FIRST HALF OF 2029
1058	TRIPSAVER ON POLE NJ485HO	HOPATCONG BOROUGH (SUSSEX)	REPLACE LATERAL FUSES WITH S&C TRIPSAVER II RECLOSER.	REDUCE SUSTAINED OUTAGES ON LATERALS DUE TO TEMPORARY FAULTS.	\$ 25,500	FIRST HALF OF 2029
1059	TRIPSAVER ON POLE NJ494HY	HARMONY TOWNSHIP (WARREN)	REPLACE LATERAL FUSES WITH S&C TRIPSAVER II RECLOSER.	REDUCE SUSTAINED OUTAGES ON LATERALS DUE TO TEMPORARY FAULTS.	\$ 8,500	FIRST HALF OF 2029
1060	TRIPSAVER ON POLE NJ511BB	BERNARDSVILLE BOROUGH (SOMERSET)	REPLACE LATERAL FUSES WITH S&C TRIPSAVER II RECLOSER.	REDUCE SUSTAINED OUTAGES ON LATERALS DUE TO TEMPORARY FAULTS.	\$ 8,500	FIRST HALF OF 2029
1061	TRIPSAVER ON POLE NJ512SN	STANHOPE BOROUGH (SUSSEX)	REPLACE LATERAL FUSES WITH S&C TRIPSAVER II RECLOSER.	REDUCE SUSTAINED OUTAGES ON LATERALS DUE TO TEMPORARY FAULTS.	\$ 17,000	FIRST HALF OF 2029
1062	TRIPSAVER ON POLE NJ523RA	RANDOLPH TOWNSHIP (MORRIS)	REPLACE LATERAL FUSES WITH S&C TRIPSAVER II RECLOSER.	REDUCE SUSTAINED OUTAGES ON LATERALS DUE TO TEMPORARY FAULTS.	\$ 8,500	FIRST HALF OF 2029
1063	TRIPSAVER ON POLE NJ5245SF	SPRINGFIELD TOWNSHIP (UNION)	REPLACE LATERAL FUSES WITH S&C TRIPSAVER II RECLOSER.	REDUCE SUSTAINED OUTAGES ON LATERALS DUE TO TEMPORARY FAULTS.	\$ 8,500	FIRST HALF OF 2029
1064	TRIPSAVER ON POLE NJ543BL	BLAIRSTOWN TOWNSHIP (WARREN)	REPLACE LATERAL FUSES WITH S&C TRIPSAVER II RECLOSER.	REDUCE SUSTAINED OUTAGES ON LATERALS DUE TO TEMPORARY FAULTS.	\$ 25,500	FIRST HALF OF 2029



Location Count	LOCATION (Site No.)	TOWNSHIP (COUNTY)	DESCRIPTION	OBJECTIVE	COST ESTIMATE	PROJECTED IN-SERVICE DATE
1065	TRIPSAVER ON POLE NJ551BV	BERNARDS TOWNSHIP (SOMERSET)	REPLACE LATERAL FUSES WITH S&C TRIPSAVER II RECLOSER.	REDUCE SUSTAINED OUTAGES ON LATERALS DUE TO TEMPORARY FAULTS.	\$ 25,500	FIRST HALF OF 2029
1066	TRIPSAVER ON POLE NJ552RA	RANDOLPH TOWNSHIP (MORRIS)	REPLACE LATERAL FUSES WITH S&C TRIPSAVER II RECLOSER.	REDUCE SUSTAINED OUTAGES ON LATERALS DUE TO TEMPORARY FAULTS.	\$ 17,000	FIRST HALF OF 2029
1067	TRIPSAVER ON POLE NJ593BV	BERNARDS TOWNSHIP (SOMERSET)	REPLACE LATERAL FUSES WITH S&C TRIPSAVER II RECLOSER.	REDUCE SUSTAINED OUTAGES ON LATERALS DUE TO TEMPORARY FAULTS.	\$ 17,000	FIRST HALF OF 2029
1068	TRIPSAVER ON POLE NJ603NPE	NEW PROVIDENCE BOROUGH (UNION)	REPLACE LATERAL FUSES WITH S&C TRIPSAVER II RECLOSER.	REDUCE SUSTAINED OUTAGES ON LATERALS DUE TO TEMPORARY FAULTS.	\$ 8,500	FIRST HALF OF 2029
1069	TRIPSAVER ON POLE NJ607BV	BERNARDS TOWNSHIP (SOMERSET)	REPLACE LATERAL FUSES WITH S&C TRIPSAVER II RECLOSER.	REDUCE SUSTAINED OUTAGES ON LATERALS DUE TO TEMPORARY FAULTS.	\$ 8,500	FIRST HALF OF 2029
1070	TRIPSAVER ON POLE NJ609BE	BETHLEHEM TOWNSHIP (HUNTERDON)	REPLACE LATERAL FUSES WITH S&C TRIPSAVER II RECLOSER.	REDUCE SUSTAINED OUTAGES ON LATERALS DUE TO TEMPORARY FAULTS.	\$ 17,000	FIRST HALF OF 2029
1071	TRIPSAVER ON POLE NJ617PB	PEAPACK-GLADSTONE BORO (SOMERSET)	REPLACE LATERAL FUSES WITH S&C TRIPSAVER II RECLOSER.	REDUCE SUSTAINED OUTAGES ON LATERALS DUE TO TEMPORARY FAULTS.	\$ 8,500	FIRST HALF OF 2029
1072	TRIPSAVER ON POLE NJ635LE	LEBANON TOWNSHIP (HUNTERDON)	REPLACE LATERAL FUSES WITH S&C TRIPSAVER II RECLOSER.	REDUCE SUSTAINED OUTAGES ON LATERALS DUE TO TEMPORARY FAULTS.	\$ 8,500	FIRST HALF OF 2029
1073	TRIPSAVER ON POLE NJ641BHT	BERKELEY HEIGHT TOWNSHIP (UNION)	REPLACE LATERAL FUSES WITH S&C TRIPSAVER II RECLOSER.	REDUCE SUSTAINED OUTAGES ON LATERALS DUE TO TEMPORARY FAULTS.	\$ 25,500	FIRST HALF OF 2029
1074	TRIPSAVER ON POLE NJ650BDR	BEDMINSTER TOWNSHIP (SOMERSET)	REPLACE LATERAL FUSES WITH S&C TRIPSAVER II RECLOSER.	REDUCE SUSTAINED OUTAGES ON LATERALS DUE TO TEMPORARY FAULTS.	\$ 17,000	FIRST HALF OF 2029
1075	TRIPSAVER ON POLE NJ650HY	HARMONY TOWNSHIP (WARREN)	REPLACE LATERAL FUSES WITH S&C TRIPSAVER II RECLOSER.	REDUCE SUSTAINED OUTAGES ON LATERALS DUE TO TEMPORARY FAULTS.	\$ 8,500	FIRST HALF OF 2029
1076	TRIPSAVER ON POLE NJ665BBT	BRANCHBURG TOWNSHIP (SOMERSET)	REPLACE LATERAL FUSES WITH S&C TRIPSAVER II RECLOSER.	REDUCE SUSTAINED OUTAGES ON LATERALS DUE TO TEMPORARY FAULTS.	\$ 17,000	FIRST HALF OF 2029
1077	TRIPSAVER ON POLE NJ665MO	MOUNT OLIVE TOWNSHIP (MORRIS)	REPLACE LATERAL FUSES WITH S&C TRIPSAVER II RECLOSER.	REDUCE SUSTAINED OUTAGES ON LATERALS DUE TO TEMPORARY FAULTS.	\$ 17,000	FIRST HALF OF 2029
1078	TRIPSAVER ON POLE NJ67GR	GREEN TOWNSHIP (SUSSEX)	REPLACE LATERAL FUSES WITH S&C TRIPSAVER II RECLOSER.	REDUCE SUSTAINED OUTAGES ON LATERALS DUE TO TEMPORARY FAULTS.	\$ 25,500	FIRST HALF OF 2029
1079	TRIPSAVER ON POLE NJ6FL	FRELINGHUYSEN TOWNSHIP (WARREN)	REPLACE LATERAL FUSES WITH S&C TRIPSAVER II RECLOSER.	REDUCE SUSTAINED OUTAGES ON LATERALS DUE TO TEMPORARY FAULTS.	\$ 8,500	FIRST HALF OF 2029
1080	TRIPSAVER ON POLE NJ707UT	UNION TOWNSHIP (HUNTERDON)	REPLACE LATERAL FUSES WITH S&C TRIPSAVER II RECLOSER.	REDUCE SUSTAINED OUTAGES ON LATERALS DUE TO TEMPORARY FAULTS.	\$ 17,000	FIRST HALF OF 2029
1081	TRIPSAVER ON POLE NJ719WD	WEST MILFORD TOWNSHIP (PASSIAC)	REPLACE LATERAL FUSES WITH S&C TRIPSAVER II RECLOSER.	REDUCE SUSTAINED OUTAGES ON LATERALS DUE TO TEMPORARY FAULTS.	\$ 17,000	FIRST HALF OF 2029
1082	TRIPSAVER ON POLE NJ722SD	SANDYSTON TOWNSHIP (SUSSEX)	REPLACE LATERAL FUSES WITH S&C TRIPSAVER II RECLOSER.	REDUCE SUSTAINED OUTAGES ON LATERALS DUE TO TEMPORARY FAULTS.	\$ 25,500	FIRST HALF OF 2029
1083	TRIPSAVER ON POLE NJ730UT	UNION TOWNSHIP (HUNTERDON)	REPLACE LATERAL FUSES WITH S&C TRIPSAVER II RECLOSER.	REDUCE SUSTAINED OUTAGES ON LATERALS DUE TO TEMPORARY FAULTS.	\$ 8,500	FIRST HALF OF 2029
1084	TRIPSAVER ON POLE NJ741FT	FRANKLIN TOWNSHIP (HUNTERDON)	REPLACE LATERAL FUSES WITH S&C TRIPSAVER II RECLOSER.	REDUCE SUSTAINED OUTAGES ON LATERALS DUE TO TEMPORARY FAULTS.	\$ 8,500	FIRST HALF OF 2029
1085	TRIPSAVER ON POLE NJ747BB	BERNARDSVILLE BOROUGH (SOMERSET)	REPLACE LATERAL FUSES WITH S&C TRIPSAVER II RECLOSER.	REDUCE SUSTAINED OUTAGES ON LATERALS DUE TO TEMPORARY FAULTS.	\$ 25,500	FIRST HALF OF 2029
1086	TRIPSAVER ON POLE NJ761BB	BERNARDSVILLE BOROUGH (SOMERSET)	REPLACE LATERAL FUSES WITH S&C TRIPSAVER II RECLOSER.	REDUCE SUSTAINED OUTAGES ON LATERALS DUE TO TEMPORARY FAULTS.	\$ 8,500	FIRST HALF OF 2029
1087	TRIPSAVER ON POLE NJ782BBT	BRANCHBURG TOWNSHIP (SOMERSET)	REPLACE LATERAL FUSES WITH S&C TRIPSAVER II RECLOSER.	REDUCE SUSTAINED OUTAGES ON LATERALS DUE TO TEMPORARY FAULTS.	\$ 25,500	FIRST HALF OF 2029
1088	TRIPSAVER ON POLE NJ800HN	HAMPTON TOWNSHIP (SUSSEX)	REPLACE LATERAL FUSES WITH S&C TRIPSAVER II RECLOSER.	REDUCE SUSTAINED OUTAGES ON LATERALS DUE TO TEMPORARY FAULTS.	\$ 8,500	FIRST HALF OF 2029
1089	TRIPSAVER ON POLE NJ805HO	HOPATCONG BOROUGH (SUSSEX)	REPLACE LATERAL FUSES WITH S&C TRIPSAVER II RECLOSER.	REDUCE SUSTAINED OUTAGES ON LATERALS DUE TO TEMPORARY FAULTS.	\$ 25,500	FIRST HALF OF 2029
1090	TRIPSAVER ON POLE NJ86WG	WANTAGE TOWNSHIP (SUSSEX)	REPLACE LATERAL FUSES WITH S&C TRIPSAVER II RECLOSER.	REDUCE SUSTAINED OUTAGES ON LATERALS DUE TO TEMPORARY FAULTS.	\$ 25,500	FIRST HALF OF 2029
1091	TRIPSAVER ON POLE NJ878FK	FRANKFORD TOWNSHIP (SUSSEX)	REPLACE LATERAL FUSES WITH S&C TRIPSAVER II RECLOSER.	REDUCE SUSTAINED OUTAGES ON LATERALS DUE TO TEMPORARY FAULTS.	\$ 8,500	FIRST HALF OF 2029

Location Count	LOCATION (Site No.)	TOWNSHIP (COUNTY)	DESCRIPTION	OBJECTIVE	COST ESTIMATE	PROJECTED IN-SERVICE DATE
1092	TRIPSAVER ON POLE NJ890MO	MOUNT OLIVE TOWNSHIP (MORRIS)	REPLACE LATERAL FUSES WITH S&C TRIPSAVER II RECLOSER.	REDUCE SUSTAINED OUTAGES ON LATERALS DUE TO TEMPORARY FAULTS.	\$ 25,500	FIRST HALF OF 2029
1093	TRIPSAVER ON POLE NJ892HN	HAMPTON TOWNSHIP (SUSSEX)	REPLACE LATERAL FUSES WITH S&C TRIPSAVER II RECLOSER.	REDUCE SUSTAINED OUTAGES ON LATERALS DUE TO TEMPORARY FAULTS.	\$ 8,500	FIRST HALF OF 2029
1094	TRIPSAVER ON POLE NJ928AT	ANDOVER TOWNSHIP (SUSSEX)	REPLACE LATERAL FUSES WITH S&C TRIPSAVER II RECLOSER.	REDUCE SUSTAINED OUTAGES ON LATERALS DUE TO TEMPORARY FAULTS.	\$ 25,500	FIRST HALF OF 2029
1095	TRIPSAVER ON POLE NJ930RA	RANDOLPH TOWNSHIP (MORRIS)	REPLACE LATERAL FUSES WITH S&C TRIPSAVER II RECLOSER.	REDUCE SUSTAINED OUTAGES ON LATERALS DUE TO TEMPORARY FAULTS.	\$ 17,000	FIRST HALF OF 2029
1096	TRIPSAVER ON POLE NJ932J	JEFFERSON TOWNSHIP (MORRIS)	REPLACE LATERAL FUSES WITH S&C TRIPSAVER II RECLOSER.	REDUCE SUSTAINED OUTAGES ON LATERALS DUE TO TEMPORARY FAULTS.	\$ 25,500	FIRST HALF OF 2029
1097	TRIPSAVER ON POLE NJ942BBT	BRANCHBURG TOWNSHIP (SOMERSET)	REPLACE LATERAL FUSES WITH S&C TRIPSAVER II RECLOSER.	REDUCE SUSTAINED OUTAGES ON LATERALS DUE TO TEMPORARY FAULTS.	\$ 17,000	FIRST HALF OF 2029
1098	TRIPSAVER ON POLE NJ947AT	ANDOVER TOWNSHIP (SUSSEX)	REPLACE LATERAL FUSES WITH S&C TRIPSAVER II RECLOSER.	REDUCE SUSTAINED OUTAGES ON LATERALS DUE TO TEMPORARY FAULTS.	\$ 25,500	FIRST HALF OF 2029
1099	TRIPSAVER ON POLE NJ978ST	SPARTA TOWNSHIP (SUSSEX)	REPLACE LATERAL FUSES WITH S&C TRIPSAVER II RECLOSER.	REDUCE SUSTAINED OUTAGES ON LATERALS DUE TO TEMPORARY FAULTS.	\$ 17,000	FIRST HALF OF 2029
1100	TRIPSAVER ON POLE NJ99BBT	BRANCHBURG TOWNSHIP (SOMERSET)	REPLACE LATERAL FUSES WITH S&C TRIPSAVER II RECLOSER.	REDUCE SUSTAINED OUTAGES ON LATERALS DUE TO TEMPORARY FAULTS.	\$ 17,000	FIRST HALF OF 2029
1101	TRIPSAVER ON POLE NJ99BD	BELVIDERE TOWN (WARREN)	REPLACE LATERAL FUSES WITH S&C TRIPSAVER II RECLOSER.	REDUCE SUSTAINED OUTAGES ON LATERALS DUE TO TEMPORARY FAULTS.	\$ 25,500	FIRST HALF OF 2029
1102	TRIPSAVER ON POLE UT104LTD	HAMPTON TOWNSHIP (SUSSEX)	REPLACE LATERAL FUSES WITH S&C TRIPSAVER II RECLOSER.	REDUCE SUSTAINED OUTAGES ON LATERALS DUE TO TEMPORARY FAULTS.	\$ 17,000	FIRST HALF OF 2029
1103	TRIPSAVER ON POLE UT11CARAIL	CALIFON BOROUGH (HUNTERDON)	REPLACE LATERAL FUSES WITH S&C TRIPSAVER II RECLOSER.	REDUCE SUSTAINED OUTAGES ON LATERALS DUE TO TEMPORARY FAULTS.	\$ 8,500	FIRST HALF OF 2029
1104	TRIPSAVER ON POLE UT12STE94	SPARTA TOWNSHIP (SUSSEX)	REPLACE LATERAL FUSES WITH S&C TRIPSAVER II RECLOSER.	REDUCE SUSTAINED OUTAGES ON LATERALS DUE TO TEMPORARY FAULTS.	\$ 17,000	FIRST HALF OF 2029
1105	TRIPSAVER ON POLE UT13LBRT22	LEBANON BOROUGH (HUNTERDON)	REPLACE LATERAL FUSES WITH S&C TRIPSAVER II RECLOSER.	REDUCE SUSTAINED OUTAGES ON LATERALS DUE TO TEMPORARY FAULTS.	\$ 8,500	FIRST HALF OF 2029
1106	TRIPSAVER ON POLE UT146UT519	UNION TOWNSHIP (HUNTERDON)	REPLACE LATERAL FUSES WITH S&C TRIPSAVER II RECLOSER.	REDUCE SUSTAINED OUTAGES ON LATERALS DUE TO TEMPORARY FAULTS.	\$ 17,000	FIRST HALF OF 2029
1107	TRIPSAVER ON POLE UT14AUTK48	UNION TOWNSHIP (HUNTERDON)	REPLACE LATERAL FUSES WITH S&C TRIPSAVER II RECLOSER.	REDUCE SUSTAINED OUTAGES ON LATERALS DUE TO TEMPORARY FAULTS.	\$ 8,500	FIRST HALF OF 2029
1108	TRIPSAVER ON POLE UT16FLA26	BLAIRSTOWN TOWNSHIP (WARREN)	REPLACE LATERAL FUSES WITH S&C TRIPSAVER II RECLOSER.	REDUCE SUSTAINED OUTAGES ON LATERALS DUE TO TEMPORARY FAULTS.	\$ 8,500	FIRST HALF OF 2029
1109	TRIPSAVER ON POLE UT16WHA3	WHITE TOWNSHIP (WARREN)	REPLACE LATERAL FUSES WITH S&C TRIPSAVER II RECLOSER.	REDUCE SUSTAINED OUTAGES ON LATERALS DUE TO TEMPORARY FAULTS.	\$ 17,000	FIRST HALF OF 2029
1110	TRIPSAVER ON POLE UT18HBBMINE	HIGH BRIDGE BOROUGH (HUNTERDON)	REPLACE LATERAL FUSES WITH S&C TRIPSAVER II RECLOSER.	REDUCE SUSTAINED OUTAGES ON LATERALS DUE TO TEMPORARY FAULTS.	\$ 17,000	FIRST HALF OF 2029
1111	TRIPSAVER ON POLE UT1FLA105	FRELINGHUYSEN TOWNSHIP (WARREN)	REPLACE LATERAL FUSES WITH S&C TRIPSAVER II RECLOSER.	REDUCE SUSTAINED OUTAGES ON LATERALS DUE TO TEMPORARY FAULTS.	\$ 8,500	FIRST HALF OF 2029
1112	TRIPSAVER ON POLE UT1FTJ94	FRANKLIN TOWNSHIP (HUNTERDON)	REPLACE LATERAL FUSES WITH S&C TRIPSAVER II RECLOSER.	REDUCE SUSTAINED OUTAGES ON LATERALS DUE TO TEMPORARY FAULTS.	\$ 17,000	FIRST HALF OF 2029
1113	TRIPSAVER ON POLE UT1HNG52	HAMPTON TOWNSHIP (SUSSEX)	REPLACE LATERAL FUSES WITH S&C TRIPSAVER II RECLOSER.	REDUCE SUSTAINED OUTAGES ON LATERALS DUE TO TEMPORARY FAULTS.	\$ 8,500	FIRST HALF OF 2029
1114	TRIPSAVER ON POLE UT10BGRAN	OGDENSBURG BOROUGH (SUSSEX)	REPLACE LATERAL FUSES WITH S&C TRIPSAVER II RECLOSER.	REDUCE SUSTAINED OUTAGES ON LATERALS DUE TO TEMPORARY FAULTS.	\$ 25,500	FIRST HALF OF 2029
1115	TRIPSAVER ON POLE UT1RGD129	READINGTON TOWNSHIP (HUNTERDON)	REPLACE LATERAL FUSES WITH S&C TRIPSAVER II RECLOSER.	REDUCE SUSTAINED OUTAGES ON LATERALS DUE TO TEMPORARY FAULTS.	\$ 17,000	FIRST HALF OF 2029
1116	TRIPSAVER ON POLE UT1RTHD125	RARITAN TOWNSHIP (HUNTERDON)	REPLACE LATERAL FUSES WITH S&C TRIPSAVER II RECLOSER.	REDUCE SUSTAINED OUTAGES ON LATERALS DUE TO TEMPORARY FAULTS.	\$ 17,000	FIRST HALF OF 2029
1117	TRIPSAVER ON POLE UT1STJ72	SPARTA TOWNSHIP (SUSSEX)	REPLACE LATERAL FUSES WITH S&C TRIPSAVER II RECLOSER.	REDUCE SUSTAINED OUTAGES ON LATERALS DUE TO TEMPORARY FAULTS.	\$ 25,500	FIRST HALF OF 2029
1118	TRIPSAVER ON POLE UT1SWJ97	STILLWATER TOWNSHIP (SUSSEX)	REPLACE LATERAL FUSES WITH S&C TRIPSAVER II RECLOSER.	REDUCE SUSTAINED OUTAGES ON LATERALS DUE TO TEMPORARY FAULTS.	\$ 8,500	FIRST HALF OF 2029

Location Count	LOCATION (Site No.)	TOWNSHIP (COUNTY)	DESCRIPTION	OBJECTIVE	COST ESTIMATE	PROJECTED IN-SERVICE DATE
1119	TRIPSAVER ON POLE UT1WTL6	WASHINGTON TOWNSHIP (MORRIS)	REPLACE LATERAL FUSES WITH S&C TRIPSAVER II RECLOSER.	REDUCE SUSTAINED OUTAGES ON LATERALS DUE TO TEMPORARY FAULTS.	\$ 17,000	FIRST HALF OF 2029
1120	TRIPSAVER ON POLE UT214RG25	READINGTON TOWNSHIP (HUNTERDON)	REPLACE LATERAL FUSES WITH S&C TRIPSAVER II RECLOSER.	REDUCE SUSTAINED OUTAGES ON LATERALS DUE TO TEMPORARY FAULTS.	\$ 8,500	FIRST HALF OF 2029
1121	TRIPSAVER ON POLE UT21CTF2	CHESTER TOWNSHIP (MORRIS)	REPLACE LATERAL FUSES WITH S&C TRIPSAVER II RECLOSER.	REDUCE SUSTAINED OUTAGES ON LATERALS DUE TO TEMPORARY FAULTS.	\$ 17,000	FIRST HALF OF 2029
1122	TRIPSAVER ON POLE UT22LYA15	LIBERTY TOWNSHIP (WARREN)	REPLACE LATERAL FUSES WITH S&C TRIPSAVER II RECLOSER.	REDUCE SUSTAINED OUTAGES ON LATERALS DUE TO TEMPORARY FAULTS.	\$ 17,000	FIRST HALF OF 2029
1123	TRIPSAVER ON POLE UT241WLH113	WALPACK TOWNSHIP (SUSSEX)	REPLACE LATERAL FUSES WITH S&C TRIPSAVER II RECLOSER.	REDUCE SUSTAINED OUTAGES ON LATERALS DUE TO TEMPORARY FAULTS.	\$ 8,500	FIRST HALF OF 2029
1124	TRIPSAVER ON POLE UT27BY	BYRAM TOWNSHIP (SUSSEX)	REPLACE LATERAL FUSES WITH S&C TRIPSAVER II RECLOSER.	REDUCE SUSTAINED OUTAGES ON LATERALS DUE TO TEMPORARY FAULTS.	\$ 17,000	FIRST HALF OF 2029
1125	TRIPSAVER ON POLE UT2FLA50	FRELINGHUYSEN TOWNSHIP (WARREN)	REPLACE LATERAL FUSES WITH S&C TRIPSAVER II RECLOSER.	REDUCE SUSTAINED OUTAGES ON LATERALS DUE TO TEMPORARY FAULTS.	\$ 8,500	FIRST HALF OF 2029
1126	TRIPSAVER ON POLE UT2HK3C6	HARDWICK TOWNSHIP (WARREN)	REPLACE LATERAL FUSES WITH S&C TRIPSAVER II RECLOSER.	REDUCE SUSTAINED OUTAGES ON LATERALS DUE TO TEMPORARY FAULTS.	\$ 8,500	FIRST HALF OF 2029
1127	TRIPSAVER ON POLE UT2KDG11	KINGWOOD TOWNSHIP (HUNTERDON)	REPLACE LATERAL FUSES WITH S&C TRIPSAVER II RECLOSER.	REDUCE SUSTAINED OUTAGES ON LATERALS DUE TO TEMPORARY FAULTS.	\$ 17,000	FIRST HALF OF 2029
1128	TRIPSAVER ON POLE UT33RTHD5	RARITAN TOWNSHIP (HUNTERDON)	REPLACE LATERAL FUSES WITH S&C TRIPSAVER II RECLOSER.	REDUCE SUSTAINED OUTAGES ON LATERALS DUE TO TEMPORARY FAULTS.	\$ 17,000	FIRST HALF OF 2029
1129	TRIPSAVER ON POLE UT34FLA25	FRELINGHUYSEN TOWNSHIP (WARREN)	REPLACE LATERAL FUSES WITH S&C TRIPSAVER II RECLOSER.	REDUCE SUSTAINED OUTAGES ON LATERALS DUE TO TEMPORARY FAULTS.	\$ 8,500	FIRST HALF OF 2029
1130	TRIPSAVER ON POLE UT34VRJ86	VERNON TOWNSHIP (SUSSEX)	REPLACE LATERAL FUSES WITH S&C TRIPSAVER II RECLOSER.	REDUCE SUSTAINED OUTAGES ON LATERALS DUE TO TEMPORARY FAULTS.	\$ 8,500	FIRST HALF OF 2029
1131	TRIPSAVER ON POLE UT38HPD1	HOPE TOWNSHIP (WARREN)	REPLACE LATERAL FUSES WITH S&C TRIPSAVER II RECLOSER.	REDUCE SUSTAINED OUTAGES ON LATERALS DUE TO TEMPORARY FAULTS.	\$ 8,500	FIRST HALF OF 2029
1132	TRIPSAVER ON POLE UT39KDG11	KINGWOOD TOWNSHIP (HUNTERDON)	REPLACE LATERAL FUSES WITH S&C TRIPSAVER II RECLOSER.	REDUCE SUSTAINED OUTAGES ON LATERALS DUE TO TEMPORARY FAULTS.	\$ 8,500	FIRST HALF OF 2029
1133	TRIPSAVER ON POLE UT3CLBUSH	CLINTON TOWN (HUNTERDON)	REPLACE LATERAL FUSES WITH S&C TRIPSAVER II RECLOSER.	REDUCE SUSTAINED OUTAGES ON LATERALS DUE TO TEMPORARY FAULTS.	\$ 17,000	FIRST HALF OF 2029
1134	TRIPSAVER ON POLE UT3HBBCHUR	HIGH BRIDGE BOROUGH (HUNTERDON)	REPLACE LATERAL FUSES WITH S&C TRIPSAVER II RECLOSER.	REDUCE SUSTAINED OUTAGES ON LATERALS DUE TO TEMPORARY FAULTS.	\$ 25,500	FIRST HALF OF 2029
1135	TRIPSAVER ON POLE UT3MGD148	MONTAGUE TOWNSHIP (SUSSEX)	REPLACE LATERAL FUSES WITH S&C TRIPSAVER II RECLOSER.	REDUCE SUSTAINED OUTAGES ON LATERALS DUE TO TEMPORARY FAULTS.	\$ 8,500	FIRST HALF OF 2029
1136	TRIPSAVER ON POLE UT3SDH240	SANDYSTON TOWNSHIP (SUSSEX)	REPLACE LATERAL FUSES WITH S&C TRIPSAVER II RECLOSER.	REDUCE SUSTAINED OUTAGES ON LATERALS DUE TO TEMPORARY FAULTS.	\$ 8,500	FIRST HALF OF 2029
1137	TRIPSAVER ON POLE UT40STD	SPARTA TOWNSHIP (SUSSEX)	REPLACE LATERAL FUSES WITH S&C TRIPSAVER II RECLOSER.	REDUCE SUSTAINED OUTAGES ON LATERALS DUE TO TEMPORARY FAULTS.	\$ 17,000	FIRST HALF OF 2029
1138	TRIPSAVER ON POLE UT42HPA34	HOPE TOWNSHIP (WARREN)	REPLACE LATERAL FUSES WITH S&C TRIPSAVER II RECLOSER.	REDUCE SUSTAINED OUTAGES ON LATERALS DUE TO TEMPORARY FAULTS.	\$ 8,500	FIRST HALF OF 2029
1139	TRIPSAVER ON POLE UT44BEL1	BETHLEHEM TOWNSHIP (HUNTERDON)	REPLACE LATERAL FUSES WITH S&C TRIPSAVER II RECLOSER.	REDUCE SUSTAINED OUTAGES ON LATERALS DUE TO TEMPORARY FAULTS.	\$ 17,000	FIRST HALF OF 2029
1140	TRIPSAVER ON POLE UT50WTG	WASHINGTON TOWNSHIP (MORRIS)	REPLACE LATERAL FUSES WITH S&C TRIPSAVER II RECLOSER.	REDUCE SUSTAINED OUTAGES ON LATERALS DUE TO TEMPORARY FAULTS.	\$ 8,500	FIRST HALF OF 2029
1141	TRIPSAVER ON POLE UT60HYNJ11	HARDYSTON TOWNSHIP (SUSSEX)	REPLACE LATERAL FUSES WITH S&C TRIPSAVER II RECLOSER.	REDUCE SUSTAINED OUTAGES ON LATERALS DUE TO TEMPORARY FAULTS.	\$ 17,000	FIRST HALF OF 2029
1142	TRIPSAVER ON POLE UT6RGG4	READINGTON TOWNSHIP (HUNTERDON)	REPLACE LATERAL FUSES WITH S&C TRIPSAVER II RECLOSER.	REDUCE SUSTAINED OUTAGES ON LATERALS DUE TO TEMPORARY FAULTS.	\$ 17,000	FIRST HALF OF 2029
1143	TRIPSAVER ON POLE UT93HNG	HAMPTON TOWNSHIP (SUSSEX)	REPLACE LATERAL FUSES WITH S&C TRIPSAVER II RECLOSER.	REDUCE SUSTAINED OUTAGES ON LATERALS DUE TO TEMPORARY FAULTS.	\$ 8,500	FIRST HALF OF 2029
1144	TRIPSAVER ON POLE UTACAGUIN	CALIFON BOROUGH (HUNTERDON)	REPLACE LATERAL FUSES WITH S&C TRIPSAVER II RECLOSER.	REDUCE SUSTAINED OUTAGES ON LATERALS DUE TO TEMPORARY FAULTS.	\$ 8,500	FIRST HALF OF 2029
1145	TRIPSAVER ON POLE JC132BT	BOONTON TOWNSHIP (MORRIS)	REPLACE LATERAL FUSES WITH S&C TRIPSAVER II RECLOSER.	REDUCE SUSTAINED OUTAGES ON LATERALS DUE TO TEMPORARY FAULTS.	\$ 8,500	FIRST HALF OF 2029

Location Count	LOCATION (Site No.)	TOWNSHIP (COUNTY)	DESCRIPTION	OBJECTIVE	COST ESTIMATE	PROJECTED IN-SERVICE DATE
1146	TRIPSAVER ON POLE WVT58VR1000	VERNON TOWNSHIP (SUSSEX)	REPLACE LATERAL FUSES WITH S&C TRIPSAVER II RECLOSER.	REDUCE SUSTAINED OUTAGES ON LATERALS DUE TO TEMPORARY FAULTS.	\$ 25,500	FIRST HALF OF 2029
1147	TRIPSAVER ON POLE JC2053PM	PEMBERTON TOWNSHIP (BURLINGTON)	REPLACE LATERAL FUSES WITH S&C TRIPSAVER II RECLOSER.	REDUCE SUSTAINED OUTAGES ON LATERALS DUE TO TEMPORARY FAULTS.	\$ 25,500	FIRST HALF OF 2029
1148	TRIPSAVER ON POLE JC130SUK63	SUMMIT CITY (UNION)	REPLACE LATERAL FUSES WITH S&C TRIPSAVER II RECLOSER.	REDUCE SUSTAINED OUTAGES ON LATERALS DUE TO TEMPORARY FAULTS.	\$ 8,500	FIRST HALF OF 2029
<b>TOTAL 2029 COSTS</b>					<b>\$ 1,436,500</b>	

DISTRIBUTION CIRCUIT OF THE FUTURE 2024						
Location Count	LOCATION (Substation/Circuit)	TOWNSHIP	DESCRIPTION	OBJECTIVE	COST ESTIMATE	PROJECTED IN-SERVICE DATE
1		MOUNT OLIVE TOWNSHIP, WASHINGTON TOWNSHIP, CALIFON BOROUGH, CHESTER BOROUGH, LEBANON TOWNSHIP, WASHINGTON TOWNSHIP, CHESTER TOWNSHIP, WASHINGTON BOROUGH, WASHINGTON TOWNSHIP, PHILLIPSBURG TOWN, MOUNT OLIVE TOWNSHIP, WASHINGTON TOWNSHIP, CHESTER TOWNSHIP, CHESTER BOROUGH, SUMMIT CITY NEWTON TOWN, HAMPTON	UPGRADE SYSTEM CONSTRUCTION TO MEET THE DISTRIBUTION CIRCUIT OF THE FUTURE MODEL, WHERE NEEDED.	UPDATES TO THE DISTRIBUTION SYSTEM TO STRENGTHEN THE CORE INFRASTRUCTURE IN ORDER TO IMPROVE RELIABILITY AND RESILIENCY FOR CUSTOMERS.	\$ 6,000,631	SECOND HALF OF 2024
2		WASHINGTON TOWNSHIP, PHILLIPSBURG TOWN, MOUNT OLIVE TOWNSHIP, WASHINGTON TOWNSHIP, CHESTER TOWNSHIP, CHESTER BOROUGH, SUMMIT CITY NEWTON TOWN, HAMPTON	UPGRADE SYSTEM CONSTRUCTION TO MEET THE DISTRIBUTION CIRCUIT OF THE FUTURE MODEL, WHERE NEEDED.	UPDATES TO THE DISTRIBUTION SYSTEM TO STRENGTHEN THE CORE INFRASTRUCTURE IN ORDER TO IMPROVE RELIABILITY AND RESILIENCY FOR CUSTOMERS.	\$ 5,164,190	SECOND HALF OF 2024
3		TOWNSHIP, JACKSON TOWNSHIP, FREDON TOWNSHIP, FRANKFORD TOWNSHIP, SANDYSTON TOWNSHIP, STILLWATER TOWNSHIP, MONTAGUE TOWNSHIP, BRANCHVILLE BOROUGH, NEW PROVIDENCE BOROUGH	UPGRADE SYSTEM CONSTRUCTION TO MEET THE DISTRIBUTION CIRCUIT OF THE FUTURE MODEL, WHERE NEEDED.	UPDATES TO THE DISTRIBUTION SYSTEM TO STRENGTHEN THE CORE INFRASTRUCTURE IN ORDER TO IMPROVE RELIABILITY AND RESILIENCY FOR CUSTOMERS.	\$ 4,310,105	SECOND HALF OF 2024
4		FRELINGHUYSEN TOWNSHIP, BLAIRSTOWN TOWNSHIP, KNOWLTON TOWNSHIP, LIBERTY TOWNSHIP, HOPE TOWNSHIP, HARDWICK TOWNSHIP	UPGRADE SYSTEM CONSTRUCTION TO MEET THE DISTRIBUTION CIRCUIT OF THE FUTURE MODEL, WHERE NEEDED.	UPDATES TO THE DISTRIBUTION SYSTEM TO STRENGTHEN THE CORE INFRASTRUCTURE IN ORDER TO IMPROVE RELIABILITY AND RESILIENCY FOR CUSTOMERS.	\$ 7,692,045	SECOND HALF OF 2024
5		LAFAYETTE TOWNSHIP, HARDWICK TOWNSHIP, GREEN TOWNSHIP, NEWTON TOWN, FREDON TOWNSHIP, HAMPTON TOWNSHIP, WALPACK TOWNSHIP, ROXBURY TOWNSHIP, STILLWATER TOWNSHIP, ALLAMUCHY TOWNSHIP, ANDOVER TOWNSHIP, FRELINGHUYSEN TOWNSHIP, FRANKFORD TOWNSHIP, BLAIRSTOWN TOWNSHIP	UPGRADE SYSTEM CONSTRUCTION TO MEET THE DISTRIBUTION CIRCUIT OF THE FUTURE MODEL, WHERE NEEDED.	UPDATES TO THE DISTRIBUTION SYSTEM TO STRENGTHEN THE CORE INFRASTRUCTURE IN ORDER TO IMPROVE RELIABILITY AND RESILIENCY FOR CUSTOMERS.	\$ 3,225,895	SECOND HALF OF 2024
6		WEST MILFORD TOWNSHIP, ROCKAWAY BOROUGH, JEFFERSON TOWNSHIP, ROCKAWAY TOWNSHIP	UPGRADE SYSTEM CONSTRUCTION TO MEET THE DISTRIBUTION CIRCUIT OF THE FUTURE MODEL, WHERE NEEDED.	UPDATES TO THE DISTRIBUTION SYSTEM TO STRENGTHEN THE CORE INFRASTRUCTURE IN ORDER TO IMPROVE RELIABILITY AND RESILIENCY FOR CUSTOMERS.	\$ 10,916,674	SECOND HALF OF 2024
7		CLINTON TOWN, CLINTON TOWNSHIP, FRANKLIN TOWNSHIP	UPGRADE SYSTEM CONSTRUCTION TO MEET THE DISTRIBUTION CIRCUIT OF THE FUTURE MODEL, WHERE NEEDED.	UPDATES TO THE DISTRIBUTION SYSTEM TO STRENGTHEN THE CORE INFRASTRUCTURE IN ORDER TO IMPROVE RELIABILITY AND RESILIENCY FOR CUSTOMERS.	\$ 5,421,215	SECOND HALF OF 2024
8		ALEXANDRIA TOWNSHIP, STOCKTON BOROUGH, FRANKLIN TOWNSHIP, FRANKLIN TOWNSHIP, KINGWOOD TOWNSHIP, DELAWARE TOWNSHIP, FRENCHTOWN BOROUGH, RARITAN TOWNSHIP, CLINTON TOWNSHIP, UNION TOWNSHIP	UPGRADE SYSTEM CONSTRUCTION TO MEET THE DISTRIBUTION CIRCUIT OF THE FUTURE MODEL, WHERE NEEDED.	UPDATES TO THE DISTRIBUTION SYSTEM TO STRENGTHEN THE CORE INFRASTRUCTURE IN ORDER TO IMPROVE RELIABILITY AND RESILIENCY FOR CUSTOMERS.	\$ 12,404,206	SECOND HALF OF 2024

9		MARLBORO TOWNSHIP, COLTS NECK TOWNSHIP, MILLSTONE TOWNSHIP, FRANKFORD TOWNSHIP, MANALAPAN TOWNSHIP, MATAWAN BOROUGH	UPGRADE SYSTEM CONSTRUCTION TO MEET THE DISTRIBUTION CIRCUIT OF THE FUTURE MODEL, WHERE NEEDED.	UPDATES TO THE DISTRIBUTION SYSTEM TO STRENGTHEN THE CORE INFRASTRUCTURE IN ORDER TO IMPROVE RELIABILITY AND RESILIENCY FOR CUSTOMERS.	\$ 2,164,438	SECOND HALF OF 2024
10		FREEHOLD TOWNSHIP, MANALAPAN TOWNSHIP, MARLBORO TOWNSHIP, ENGLISHTOWN BOROUGH	UPGRADE SYSTEM CONSTRUCTION TO MEET THE DISTRIBUTION CIRCUIT OF THE FUTURE MODEL, WHERE NEEDED.	UPDATES TO THE DISTRIBUTION SYSTEM TO STRENGTHEN THE CORE INFRASTRUCTURE IN ORDER TO IMPROVE RELIABILITY AND RESILIENCY FOR CUSTOMERS.	\$ 1,583,550	SECOND HALF OF 2024
11		MILLSTONE TOWNSHIP, EAST WINDSOR TOWNSHIP, MANALAPAN TOWNSHIP, ENGLISHTOWN BOROUGH, MONROE TOWNSHIP, HIGHTSTOWN BOROUGH	UPGRADE SYSTEM CONSTRUCTION TO MEET THE DISTRIBUTION CIRCUIT OF THE FUTURE MODEL, WHERE NEEDED.	UPDATES TO THE DISTRIBUTION SYSTEM TO STRENGTHEN THE CORE INFRASTRUCTURE IN ORDER TO IMPROVE RELIABILITY AND RESILIENCY FOR CUSTOMERS.	\$ 5,096,600	SECOND HALF OF 2024
12		MANALAPAN TOWNSHIP, OLD BRIDGE TOWNSHIP, FREEHOLD TOWNSHIP, COLTS NECK TOWNSHIP, MARLBORO TOWNSHIP	UPGRADE SYSTEM CONSTRUCTION TO MEET THE DISTRIBUTION CIRCUIT OF THE FUTURE MODEL, WHERE NEEDED.	UPDATES TO THE DISTRIBUTION SYSTEM TO STRENGTHEN THE CORE INFRASTRUCTURE IN ORDER TO IMPROVE RELIABILITY AND RESILIENCY FOR CUSTOMERS.	\$ 3,318,455	SECOND HALF OF 2024
13		BERKELEY TOWNSHIP, LAKEHURST BOROUGH, MANCHESTER TOWNSHIP, LACEY TOWNSHIP	UPGRADE SYSTEM CONSTRUCTION TO MEET THE DISTRIBUTION CIRCUIT OF THE FUTURE MODEL, WHERE NEEDED.	UPDATES TO THE DISTRIBUTION SYSTEM TO STRENGTHEN THE CORE INFRASTRUCTURE IN ORDER TO IMPROVE RELIABILITY AND RESILIENCY FOR CUSTOMERS.	\$ 621,115	SECOND HALF OF 2024
<b>TOTAL 2024 COSTS</b>					<b>\$ 67,919,119</b>	

**DISTRIBUTION CIRCUIT OF THE FUTURE 2025**

Location Count	LOCATION (Substation/Circuit)	TOWNSHIP	DESCRIPTION	OBJECTIVE	COST ESTIMATE	PROJECTED IN-SERVICE DATE
14		WANTAGE TOWNSHIP, VERNON TOWNSHIP, WEST MILFORD TOWNSHIP, HARDYSTON TOWNSHIP, JEFFERSON TOWNSHIP, HOPATCONG BOROUGH, SPARTA TOWNSHIP	UPGRADE SYSTEM CONSTRUCTION TO MEET THE DISTRIBUTION CIRCUIT OF THE FUTURE MODEL, WHERE NEEDED.	UPDATES TO THE DISTRIBUTION SYSTEM TO STRENGTHEN THE CORE INFRASTRUCTURE IN ORDER TO IMPROVE RELIABILITY AND RESILIENCY FOR CUSTOMERS.	\$ 7,225,220	FIRST HALF OF 2025
15		PARSIPPANY TROY HILLS TOWNSHIP, JEFFERSON TOWNSHIP, WEST MILFORD TOWNSHIP	UPGRADE SYSTEM CONSTRUCTION TO MEET THE DISTRIBUTION CIRCUIT OF THE FUTURE MODEL, WHERE NEEDED.	UPDATES TO THE DISTRIBUTION SYSTEM TO STRENGTHEN THE CORE INFRASTRUCTURE IN ORDER TO IMPROVE RELIABILITY AND RESILIENCY FOR CUSTOMERS.	\$ 3,522,140	FIRST HALF OF 2025
16		HAZLET TOWNSHIP, HOLMDEL TOWNSHIP, ABERDEEN TOWNSHIP, MATAWAN BOROUGH	UPGRADE SYSTEM CONSTRUCTION TO MEET THE DISTRIBUTION CIRCUIT OF THE FUTURE MODEL, WHERE NEEDED.	UPDATES TO THE DISTRIBUTION SYSTEM TO STRENGTHEN THE CORE INFRASTRUCTURE IN ORDER TO IMPROVE RELIABILITY AND RESILIENCY FOR CUSTOMERS.	\$ 3,198,615	FIRST HALF OF 2025
17		ABERDEEN TOWNSHIP, MATAWAN BOROUGH	UPGRADE SYSTEM CONSTRUCTION TO MEET THE DISTRIBUTION CIRCUIT OF THE FUTURE MODEL, WHERE NEEDED.	UPDATES TO THE DISTRIBUTION SYSTEM TO STRENGTHEN THE CORE INFRASTRUCTURE IN ORDER TO IMPROVE RELIABILITY AND RESILIENCY FOR CUSTOMERS.	\$ 3,455,430	FIRST HALF OF 2025
18		ABERDEEN TOWNSHIP, MATAWAN BOROUGH, MARLBORO TOWNSHIP, OLD BRIDGE TOWNSHIP	UPGRADE SYSTEM CONSTRUCTION TO MEET THE DISTRIBUTION CIRCUIT OF THE FUTURE MODEL, WHERE NEEDED.	UPDATES TO THE DISTRIBUTION SYSTEM TO STRENGTHEN THE CORE INFRASTRUCTURE IN ORDER TO IMPROVE RELIABILITY AND RESILIENCY FOR CUSTOMERS.	\$ 2,555,530	FIRST HALF OF 2025

19		RED BANK BOROUGH,MIDDLETOWN TOWNSHIP	UPGRADE SYSTEM CONSTRUCTION TO MEET THE DISTRIBUTION CIRCUIT OF THE FUTURE MODEL, WHERE NEEDED.	UPDATES TO THE DISTRIBUTION SYSTEM TO STRENGTHEN THE CORE INFRASTRUCTURE IN ORDER TO IMPROVE RELIABILITY AND RESILIENCY FOR CUSTOMERS	\$ 1,839,320	FIRST HALF OF 2025
20		MIDDLETOWN TOWNSHIP,RED BANK BOROUGH,TINTON FALLS BOROUGH	UPGRADE SYSTEM CONSTRUCTION TO MEET THE DISTRIBUTION CIRCUIT OF THE FUTURE MODEL, WHERE NEEDED.	UPDATES TO THE DISTRIBUTION SYSTEM TO STRENGTHEN THE CORE INFRASTRUCTURE IN ORDER TO IMPROVE RELIABILITY AND RESILIENCY FOR CUSTOMERS	\$ 1,866,360	FIRST HALF OF 2025
21		HOPE TOWNSHIP,FRELINGHUYSEN TOWNSHIP,MANSFIELD TOWNSHIP,WHITE TOWNSHIP,LIBERTY TOWNSHIP,HACKETTSTOWN TOWN,HOPEWELL TOWNSHIP,ALLAMUCHY TOWNSHIP,INDEPENDENCE TOWNSHIP,OXFORD TOWNSHIP	UPGRADE SYSTEM CONSTRUCTION TO MEET THE DISTRIBUTION CIRCUIT OF THE FUTURE MODEL, WHERE NEEDED.	UPDATES TO THE DISTRIBUTION SYSTEM TO STRENGTHEN THE CORE INFRASTRUCTURE IN ORDER TO IMPROVE RELIABILITY AND RESILIENCY FOR CUSTOMERS.	\$ 18,401,495	SECOND HALF OF 2025
22		HARDING TOWNSHIP,SUMMIT CITY,CHATHAM BOROUGH,LONG HILL TOWNSHIP,CHATHAM TOWNSHIP	UPGRADE SYSTEM CONSTRUCTION TO MEET THE DISTRIBUTION CIRCUIT OF THE FUTURE MODEL, WHERE NEEDED.	UPDATES TO THE DISTRIBUTION SYSTEM TO STRENGTHEN THE CORE INFRASTRUCTURE IN ORDER TO IMPROVE RELIABILITY AND RESILIENCY FOR CUSTOMERS.	\$ 2,834,865	SECOND HALF OF 2025
<b>TOTAL 2025 COSTS</b>					<b>\$ 44,898,975</b>	
<b>DISTRIBUTION CIRCUIT OF THE FUTURE 2026</b>						
Location Count	LOCATION (Substation/Circuit)	TOWNSHIP	DESCRIPTION	OBJECTIVE	COST ESTIMATE	PROJECTED IN-SERVICE DATE
23		GLEN GARDNER BOROUGH,TEWKSBURY TOWNSHIP,CLINTON TOWNSHIP,LEBANON TOWNSHIP,WASHINGTON TOWNSHIP,CALIFON BOROUGH,BETHLEHEM TOWNSHIP	UPGRADE SYSTEM CONSTRUCTION TO MEET THE DISTRIBUTION CIRCUIT OF THE FUTURE MODEL, WHERE NEEDED.	UPDATES TO THE DISTRIBUTION SYSTEM TO STRENGTHEN THE CORE INFRASTRUCTURE IN ORDER TO IMPROVE RELIABILITY AND RESILIENCY FOR CUSTOMERS	\$ 17,803,035	SECOND HALF OF 2026
<b>TOTAL 2026 COSTS</b>					<b>\$ 17,803,035</b>	
<b>DISTRIBUTION CIRCUIT OF THE FUTURE 2027</b>						
Location Count	LOCATION (Substation/Circuit)	TOWNSHIP	DESCRIPTION	OBJECTIVE	COST ESTIMATE	PROJECTED IN-SERVICE DATE
24		HAMBURG BOROUGH,FRANKLIN TOWNSHIP,VERNON TOWNSHIP,HARDYSTON TOWNSHIP,FRANKLIN BOROUGH,WANTAGE TOWNSHIP	UPGRADE SYSTEM CONSTRUCTION TO MEET THE DISTRIBUTION CIRCUIT OF THE FUTURE MODEL, WHERE NEEDED.	UPDATES TO THE DISTRIBUTION SYSTEM TO STRENGTHEN THE CORE INFRASTRUCTURE IN ORDER TO IMPROVE RELIABILITY AND RESILIENCY FOR CUSTOMERS	\$ 2,491,245	FIRST HALF OF 2027
25		KNOWLTON TOWNSHIP,BLAIRSTOWN TOWNSHIP	UPGRADE SYSTEM CONSTRUCTION TO MEET THE DISTRIBUTION CIRCUIT OF THE FUTURE MODEL, WHERE NEEDED.	UPDATES TO THE DISTRIBUTION SYSTEM TO STRENGTHEN THE CORE INFRASTRUCTURE IN ORDER TO IMPROVE RELIABILITY AND RESILIENCY FOR CUSTOMERS	\$ 3,744,350	FIRST HALF OF 2027
26		FRELINGHUYSEN TOWNSHIP,BLAIRSTOWN TOWNSHIP,HOPE TOWNSHIP,KNOWLTON TOWNSHIP,WALPACK TOWNSHIP,PARSIPPANY TROY HILLS TOWNSHIP,HARDWICK TOWNSHIP,GREEN TOWNSHIP	UPGRADE SYSTEM CONSTRUCTION TO MEET THE DISTRIBUTION CIRCUIT OF THE FUTURE MODEL, WHERE NEEDED.	UPDATES TO THE DISTRIBUTION SYSTEM TO STRENGTHEN THE CORE INFRASTRUCTURE IN ORDER TO IMPROVE RELIABILITY AND RESILIENCY FOR CUSTOMERS.	\$ 6,047,140	FIRST HALF OF 2027

27	BYRAM TOWNSHIP,ROXBURY TOWNSHIP,ANDOVER TOWNSHIP,HOPATCONG BOROUGH,ANDOVER BOROUGH,JEFFERSON TOWNSHIP	UPGRADE SYSTEM CONSTRUCTION TO MEET THE DISTRIBUTION CIRCUIT OF THE FUTURE MODEL, WHERE NEEDED.	UPDATES TO THE DISTRIBUTION SYSTEM TO STRENGTHEN THE CORE INFRASTRUCTURE IN ORDER TO IMPROVE RELIABILITY AND RESILIENCY FOR CUSTOMERS.	\$ 5,526,440	FIRST HALF OF 2027
28	ANDOVER TOWNSHIP,ANDOVER BOROUGH,HOPATCONG BOROUGH,STANHOPE BOROUGH,BYRAM TOWNSHIP,MENDHAM BOROUGH,ROXBURY TOWNSHIP,JEFFERSON TOWNSHIP,MOUNT ARLINGTON BOROUGH	UPGRADE SYSTEM CONSTRUCTION TO MEET THE DISTRIBUTION CIRCUIT OF THE FUTURE MODEL, WHERE NEEDED.	UPDATES TO THE DISTRIBUTION SYSTEM TO STRENGTHEN THE CORE INFRASTRUCTURE IN ORDER TO IMPROVE RELIABILITY AND RESILIENCY FOR CUSTOMERS.	\$ 5,224,680	FIRST HALF OF 2027
29	ROCKAWAY TOWNSHIP,JEFFERSON TOWNSHIP,MOUNT ARLINGTON BOROUGH,RANDOLPH TOWNSHIP,HOPATCONG BOROUGH,ROXBURY TOWNSHIP,ANDOVER BOROUGH	UPGRADE SYSTEM CONSTRUCTION TO MEET THE DISTRIBUTION CIRCUIT OF THE FUTURE MODEL, WHERE NEEDED.	UPDATES TO THE DISTRIBUTION SYSTEM TO STRENGTHEN THE CORE INFRASTRUCTURE IN ORDER TO IMPROVE RELIABILITY AND RESILIENCY FOR CUSTOMERS.	\$ 3,404,740	FIRST HALF OF 2027
30	WASHINGTON TOWNSHIP,WASHINGTON BOROUGH,GLEN GARDNER BOROUGH,LEBANON TOWNSHIP,HAMPTON BOROUGH,BETHLEHEM TOWNSHIP,WASHINGTON TOWNSHIP,OXFORD TOWNSHIP	UPGRADE SYSTEM CONSTRUCTION TO MEET THE DISTRIBUTION CIRCUIT OF THE FUTURE MODEL, WHERE NEEDED.	UPDATES TO THE DISTRIBUTION SYSTEM TO STRENGTHEN THE CORE INFRASTRUCTURE IN ORDER TO IMPROVE RELIABILITY AND RESILIENCY FOR CUSTOMERS.	\$ 2,238,660	FIRST HALF OF 2027
31	FRANKLIN TOWNSHIP,MILFORD BOROUGH,LAMBERTVILLE CITY,HOLLAND TOWNSHIP,UNION TOWNSHIP,HIGH BRIDGE BOROUGH,ALEXANDRIA TOWNSHIP	UPGRADE SYSTEM CONSTRUCTION TO MEET THE DISTRIBUTION CIRCUIT OF THE FUTURE MODEL, WHERE NEEDED.	UPDATES TO THE DISTRIBUTION SYSTEM TO STRENGTHEN THE CORE INFRASTRUCTURE IN ORDER TO IMPROVE RELIABILITY AND RESILIENCY FOR CUSTOMERS.	\$ 6,036,325	FIRST HALF OF 2027
32	DENVILLE TOWNSHIP,MORRIS PLAINS BOROUGH,PARSIPPANY TROY HILLS TOWNSHIP	UPGRADE SYSTEM CONSTRUCTION TO MEET THE DISTRIBUTION CIRCUIT OF THE FUTURE MODEL, WHERE NEEDED.	UPDATES TO THE DISTRIBUTION SYSTEM TO STRENGTHEN THE CORE INFRASTRUCTURE IN ORDER TO IMPROVE RELIABILITY AND RESILIENCY FOR CUSTOMERS.	\$ 3,300,425	FIRST HALF OF 2027
33	RINGWOOD BOROUGH,WANAQUE BOROUGH,WAYNE TOWNSHIP,BLOOMINGDALE BOROUGH,FRANKLIN TOWNSHIP	UPGRADE SYSTEM CONSTRUCTION TO MEET THE DISTRIBUTION CIRCUIT OF THE FUTURE MODEL, WHERE NEEDED.	UPDATES TO THE DISTRIBUTION SYSTEM TO STRENGTHEN THE CORE INFRASTRUCTURE IN ORDER TO IMPROVE RELIABILITY AND RESILIENCY FOR CUSTOMERS.	\$ 5,784,750	FIRST HALF OF 2027
34	JACKSON TOWNSHIP,MANALAPAN TOWNSHIP,HOWELL TOWNSHIP,FREEHOLD TOWNSHIP,MARLBORO TOWNSHIP,FREEHOLD BOROUGH	UPGRADE SYSTEM CONSTRUCTION TO MEET THE DISTRIBUTION CIRCUIT OF THE FUTURE MODEL, WHERE NEEDED.	UPDATES TO THE DISTRIBUTION SYSTEM TO STRENGTHEN THE CORE INFRASTRUCTURE IN ORDER TO IMPROVE RELIABILITY AND RESILIENCY FOR CUSTOMERS.	\$ 3,411,360	FIRST HALF OF 2027
35	FARMINGDALE BOROUGH,HOWELL TOWNSHIP,FREEHOLD TOWNSHIP,FREEHOLD BOROUGH,MARLBORO TOWNSHIP	UPGRADE SYSTEM CONSTRUCTION TO MEET THE DISTRIBUTION CIRCUIT OF THE FUTURE MODEL, WHERE NEEDED.	UPDATES TO THE DISTRIBUTION SYSTEM TO STRENGTHEN THE CORE INFRASTRUCTURE IN ORDER TO IMPROVE RELIABILITY AND RESILIENCY FOR CUSTOMERS.	\$ 1,044,710	FIRST HALF OF 2027
36	KEYPORT BOROUGH,HAZLET TOWNSHIP,UNION BEACH BOROUGH,HOLMDEL TOWNSHIP,OLD BRIDGE TOWNSHIP	UPGRADE SYSTEM CONSTRUCTION TO MEET THE DISTRIBUTION CIRCUIT OF THE FUTURE MODEL, WHERE NEEDED.	UPDATES TO THE DISTRIBUTION SYSTEM TO STRENGTHEN THE CORE INFRASTRUCTURE IN ORDER TO IMPROVE RELIABILITY AND RESILIENCY FOR CUSTOMERS.	\$ 1,375,630	FIRST HALF OF 2027



37	MILLSTONE TOWNSHIP, PLUMSTED TOWNSHIP, NORTH HANOVER TOWNSHIP, JACKSON TOWNSHIP, UPPER FREEHOLD TOWNSHIP, OCEAN TOWNSHIP, MANCHESTER TOWNSHIP, PLUMSTED TOWNSHIP, UPPER FREEHOLD TOWNSHIP, JACKSON TOWNSHIP, CHESTERFIELD TOWNSHIP, NORTH HANOVER TOWNSHIP, WRIGHTSTOWN BOROUGH, NEW HANOVER TOWNSHIP	UPGRADE SYSTEM CONSTRUCTION TO MEET THE DISTRIBUTION CIRCUIT OF THE FUTURE MODEL, WHERE NEEDED.	UPDATES TO THE DISTRIBUTION SYSTEM TO STRENGTHEN THE CORE INFRASTRUCTURE IN ORDER TO IMPROVE RELIABILITY AND RESILIENCY FOR CUSTOMERS.	\$ 9,247,430	FIRST HALF OF 2027
38	PLUMSTED TOWNSHIP, UPPER FREEHOLD TOWNSHIP, JACKSON TOWNSHIP, CHESTERFIELD TOWNSHIP, NORTH HANOVER TOWNSHIP, WRIGHTSTOWN BOROUGH, NEW HANOVER TOWNSHIP	UPGRADE SYSTEM CONSTRUCTION TO MEET THE DISTRIBUTION CIRCUIT OF THE FUTURE MODEL, WHERE NEEDED.	UPDATES TO THE DISTRIBUTION SYSTEM TO STRENGTHEN THE CORE INFRASTRUCTURE IN ORDER TO IMPROVE RELIABILITY AND RESILIENCY FOR CUSTOMERS.	\$ 3,795,495	FIRST HALF OF 2027
39	LAKEHURST BOROUGH, MANCHESTER TOWNSHIP, TOMS RIVER TOWNSHIP, SOUTH TOMS RIVER BOROUGH	UPGRADE SYSTEM CONSTRUCTION TO MEET THE DISTRIBUTION CIRCUIT OF THE FUTURE MODEL, WHERE NEEDED.	UPDATES TO THE DISTRIBUTION SYSTEM TO STRENGTHEN THE CORE INFRASTRUCTURE IN ORDER TO IMPROVE RELIABILITY AND RESILIENCY FOR CUSTOMERS.	\$ 1,225,785	FIRST HALF OF 2027
40	BERNARDS TOWNSHIP, MORRIS TOWNSHIP, HARDING TOWNSHIP, MORRISTOWN TOWN, CHATHAM TOWNSHIP, MENDHAM TOWNSHIP, BERNARDSVILLE BOROUGH, BEDMINSTER TOWNSHIP	UPGRADE SYSTEM CONSTRUCTION TO MEET THE DISTRIBUTION CIRCUIT OF THE FUTURE MODEL, WHERE NEEDED.	UPDATES TO THE DISTRIBUTION SYSTEM TO STRENGTHEN THE CORE INFRASTRUCTURE IN ORDER TO IMPROVE RELIABILITY AND RESILIENCY FOR CUSTOMERS.	\$ 2,785,790	SECOND HALF OF 2027
41	MOUNT ARLINGTON BOROUGH, ROXBURY TOWNSHIP	UPGRADE SYSTEM CONSTRUCTION TO MEET THE DISTRIBUTION CIRCUIT OF THE FUTURE MODEL, WHERE NEEDED.	UPDATES TO THE DISTRIBUTION SYSTEM TO STRENGTHEN THE CORE INFRASTRUCTURE IN ORDER TO IMPROVE RELIABILITY AND RESILIENCY FOR CUSTOMERS.	\$ 2,567,680	SECOND HALF OF 2027
42	ROXBURY TOWNSHIP, MOUNT ARLINGTON BOROUGH, JEFFERSON TOWNSHIP, HOPATCONG BOROUGH	UPGRADE SYSTEM CONSTRUCTION TO MEET THE DISTRIBUTION CIRCUIT OF THE FUTURE MODEL, WHERE NEEDED.	UPDATES TO THE DISTRIBUTION SYSTEM TO STRENGTHEN THE CORE INFRASTRUCTURE IN ORDER TO IMPROVE RELIABILITY AND RESILIENCY FOR CUSTOMERS.	\$ 1,163,915	SECOND HALF OF 2027
43	CHESTER TOWNSHIP, MENDHAM BOROUGH, MENDHAM TOWNSHIP, BEDMINSTER TOWNSHIP, RARITAN TOWNSHIP, CHESTER BOROUGH, BERNARDSVILLE BOROUGH, FAR HILLS BOROUGH, PEAPACK AND GLADSTONE BOROUGH	UPGRADE SYSTEM CONSTRUCTION TO MEET THE DISTRIBUTION CIRCUIT OF THE FUTURE MODEL, WHERE NEEDED.	UPDATES TO THE DISTRIBUTION SYSTEM TO STRENGTHEN THE CORE INFRASTRUCTURE IN ORDER TO IMPROVE RELIABILITY AND RESILIENCY FOR CUSTOMERS.	\$ 4,881,595	SECOND HALF OF 2027
44	JEFFERSON TOWNSHIP, ROCKAWAY TOWNSHIP, SPARTA TOWNSHIP, WAYNE TOWNSHIP	UPGRADE SYSTEM CONSTRUCTION TO MEET THE DISTRIBUTION CIRCUIT OF THE FUTURE MODEL, WHERE NEEDED.	UPDATES TO THE DISTRIBUTION SYSTEM TO STRENGTHEN THE CORE INFRASTRUCTURE IN ORDER TO IMPROVE RELIABILITY AND RESILIENCY FOR CUSTOMERS.	\$ 3,907,815	SECOND HALF OF 2027
45	RARITAN TOWNSHIP, KINGWOOD TOWNSHIP, FLEMINGTON BOROUGH, STOCKTON BOROUGH, DELAWARE TOWNSHIP	UPGRADE SYSTEM CONSTRUCTION TO MEET THE DISTRIBUTION CIRCUIT OF THE FUTURE MODEL, WHERE NEEDED.	UPDATES TO THE DISTRIBUTION SYSTEM TO STRENGTHEN THE CORE INFRASTRUCTURE IN ORDER TO IMPROVE RELIABILITY AND RESILIENCY FOR CUSTOMERS.	\$ 3,867,605	SECOND HALF OF 2027
46	STOCKTON BOROUGH, KINGWOOD TOWNSHIP, DELAWARE TOWNSHIP, FRENCHTOWN BOROUGH	UPGRADE SYSTEM CONSTRUCTION TO MEET THE DISTRIBUTION CIRCUIT OF THE FUTURE MODEL, WHERE NEEDED.	UPDATES TO THE DISTRIBUTION SYSTEM TO STRENGTHEN THE CORE INFRASTRUCTURE IN ORDER TO IMPROVE RELIABILITY AND RESILIENCY FOR CUSTOMERS.	\$ 3,241,620	SECOND HALF OF 2027

47	MORRIS TOWNSHIP, FLORHAM PARK BOROUGH, MORRISTOWN TOWN	UPGRADE SYSTEM CONSTRUCTION TO MEET THE DISTRIBUTION CIRCUIT OF THE FUTURE MODEL, WHERE NEEDED.	UPDATES TO THE DISTRIBUTION SYSTEM TO STRENGTHEN THE CORE INFRASTRUCTURE IN ORDER TO IMPROVE RELIABILITY AND RESILIENCY FOR CUSTOMERS.	\$ 1,983,060	SECOND HALF OF 2027
48	POMPTON LAKES BOROUGH, PEQUANNOCK TOWNSHIP, WAYNE TOWNSHIP, RIVERDALE BOROUGH	UPGRADE SYSTEM CONSTRUCTION TO MEET THE DISTRIBUTION CIRCUIT OF THE FUTURE MODEL, WHERE NEEDED.	UPDATES TO THE DISTRIBUTION SYSTEM TO STRENGTHEN THE CORE INFRASTRUCTURE IN ORDER TO IMPROVE RELIABILITY AND RESILIENCY FOR CUSTOMERS.	\$ 4,513,942	SECOND HALF OF 2027
49	HELMETTA BOROUGH, EAST BRUNSWICK TOWNSHIP, MONROE TOWNSHIP, JAMESBURG BOROUGH, SPOTSWOOD BOROUGH	UPGRADE SYSTEM CONSTRUCTION TO MEET THE DISTRIBUTION CIRCUIT OF THE FUTURE MODEL, WHERE NEEDED.	UPDATES TO THE DISTRIBUTION SYSTEM TO STRENGTHEN THE CORE INFRASTRUCTURE IN ORDER TO IMPROVE RELIABILITY AND RESILIENCY FOR CUSTOMERS.	\$ 1,909,935	SECOND HALF OF 2027
50	EATONTOWN BOROUGH, SHREWSBURY BOROUGH, SHREWSBURY TOWNSHIP, TINTON FALLS BOROUGH	UPGRADE SYSTEM CONSTRUCTION TO MEET THE DISTRIBUTION CIRCUIT OF THE FUTURE MODEL, WHERE NEEDED.	UPDATES TO THE DISTRIBUTION SYSTEM TO STRENGTHEN THE CORE INFRASTRUCTURE IN ORDER TO IMPROVE RELIABILITY AND RESILIENCY FOR CUSTOMERS.	\$ 2,709,850	SECOND HALF OF 2027
51	PEMBERTON BOROUGH, PEMBERTON TOWNSHIP, SOUTHAMPTON TOWNSHIP	UPGRADE SYSTEM CONSTRUCTION TO MEET THE DISTRIBUTION CIRCUIT OF THE FUTURE MODEL, WHERE NEEDED.	UPDATES TO THE DISTRIBUTION SYSTEM TO STRENGTHEN THE CORE INFRASTRUCTURE IN ORDER TO IMPROVE RELIABILITY AND RESILIENCY FOR CUSTOMERS.	\$ 2,303,825	SECOND HALF OF 2027
52	FREEHOLD TOWNSHIP, FREEHOLD BOROUGH, JACKSON TOWNSHIP, LAKEWOOD TOWNSHIP	UPGRADE SYSTEM CONSTRUCTION TO MEET THE DISTRIBUTION CIRCUIT OF THE FUTURE MODEL, WHERE NEEDED.	UPDATES TO THE DISTRIBUTION SYSTEM TO STRENGTHEN THE CORE INFRASTRUCTURE IN ORDER TO IMPROVE RELIABILITY AND RESILIENCY FOR CUSTOMERS.	\$ 864,840	SECOND HALF OF 2027
53	LAKEWOOD TOWNSHIP, JACKSON TOWNSHIP, HOWELL TOWNSHIP	UPGRADE SYSTEM CONSTRUCTION TO MEET THE DISTRIBUTION CIRCUIT OF THE FUTURE MODEL, WHERE NEEDED.	UPDATES TO THE DISTRIBUTION SYSTEM TO STRENGTHEN THE CORE INFRASTRUCTURE IN ORDER TO IMPROVE RELIABILITY AND RESILIENCY FOR CUSTOMERS.	\$ 2,763,910	SECOND HALF OF 2027
54	MANCHESTER TOWNSHIP, LAKEWOOD TOWNSHIP, JACKSON TOWNSHIP	UPGRADE SYSTEM CONSTRUCTION TO MEET THE DISTRIBUTION CIRCUIT OF THE FUTURE MODEL, WHERE NEEDED.	UPDATES TO THE DISTRIBUTION SYSTEM TO STRENGTHEN THE CORE INFRASTRUCTURE IN ORDER TO IMPROVE RELIABILITY AND RESILIENCY FOR CUSTOMERS.	\$ 2,566,990	SECOND HALF OF 2027
55	BERKELEY TOWNSHIP, TOMS RIVER TOWNSHIP, BAY HEAD BOROUGH, BEACHWOOD BOROUGH, SEASIDE PARK BOROUGH, OCEAN TOWNSHIP, LAKEWOOD TOWNSHIP, LACEY TOWNSHIP, OCEAN GATE BOROUGH, MANCHESTER TOWNSHIP	UPGRADE SYSTEM CONSTRUCTION TO MEET THE DISTRIBUTION CIRCUIT OF THE FUTURE MODEL, WHERE NEEDED.	UPDATES TO THE DISTRIBUTION SYSTEM TO STRENGTHEN THE CORE INFRASTRUCTURE IN ORDER TO IMPROVE RELIABILITY AND RESILIENCY FOR CUSTOMERS.	\$ 2,753,670	SECOND HALF OF 2027
56	TOMS RIVER TOWNSHIP, BERKELEY TOWNSHIP	UPGRADE SYSTEM CONSTRUCTION TO MEET THE DISTRIBUTION CIRCUIT OF THE FUTURE MODEL, WHERE NEEDED.	UPDATES TO THE DISTRIBUTION SYSTEM TO STRENGTHEN THE CORE INFRASTRUCTURE IN ORDER TO IMPROVE RELIABILITY AND RESILIENCY FOR CUSTOMERS.	\$ 2,527,240	SECOND HALF OF 2027

57		BERKELEY TOWNSHIP,TOMS RIVER TOWNSHIP,OCEAN TOWNSHIP	UPGRADE SYSTEM CONSTRUCTION TO MEET THE DISTRIBUTION CIRCUIT OF THE FUTURE MODEL, WHERE NEEDED.	UPDATES TO THE DISTRIBUTION SYSTEM TO STRENGTHEN THE CORE INFRASTRUCTURE IN ORDER TO IMPROVE RELIABILITY AND RESILIENCY FOR CUSTOMERS	\$ 2,812,040	SECOND HALF OF 2027
58		BEACHWOOD BOROUGH,TOMS RIVER TOWNSHIP,BERKELEY TOWNSHIP,SOUTH TOMS RIVER BOROUGH	UPGRADE SYSTEM CONSTRUCTION TO MEET THE DISTRIBUTION CIRCUIT OF THE FUTURE MODEL, WHERE NEEDED.	UPDATES TO THE DISTRIBUTION SYSTEM TO STRENGTHEN THE CORE INFRASTRUCTURE IN ORDER TO IMPROVE RELIABILITY AND RESILIENCY FOR CUSTOMERS	\$ 2,230,800	SECOND HALF OF 2027
<b>TOTAL 2027 COSTS</b>					<b>\$ 116,255,287</b>	

**DISTRIBUTION CIRCUIT OF THE FUTURE 2028**

Location Count	LOCATION (Substation/Circuit)	TOWNSHIP	DESCRIPTION	OBJECTIVE	COST ESTIMATE	PROJECTED IN-SERVICE DATE
59		CALIFON BOROUGH,BEDMINSTER TOWNSHIP,CLINTON TOWNSHIP,WASHINGTON TOWNSHIP,CHESTER BOROUGH,TEWKSBURY TOWNSHIP,LEBANON TOWNSHIP,CHESTER TOWNSHIP	UPGRADE SYSTEM CONSTRUCTION TO MEET THE DISTRIBUTION CIRCUIT OF THE FUTURE MODEL, WHERE NEEDED.	UPDATES TO THE DISTRIBUTION SYSTEM TO STRENGTHEN THE CORE INFRASTRUCTURE IN ORDER TO IMPROVE RELIABILITY AND RESILIENCY FOR CUSTOMERS.	\$ 8,058,165	FIRST HALF OF 2028
60		HIGHLANDS BOROUGH,RED BANK BOROUGH,RUMSON BOROUGH,MIDDLETOWN TOWNSHIP,ATLANTIC HIGHLANDS BOROUGH	UPGRADE SYSTEM CONSTRUCTION TO MEET THE DISTRIBUTION CIRCUIT OF THE FUTURE MODEL, WHERE NEEDED.	UPDATES TO THE DISTRIBUTION SYSTEM TO STRENGTHEN THE CORE INFRASTRUCTURE IN ORDER TO IMPROVE RELIABILITY AND RESILIENCY FOR CUSTOMERS	\$ 2,937,824	FIRST HALF OF 2028
61		ATLANTIC HIGHLANDS BOROUGH,HIGHLANDS BOROUGH,MIDDLETOWN TOWNSHIP	UPGRADE SYSTEM CONSTRUCTION TO MEET THE DISTRIBUTION CIRCUIT OF THE FUTURE MODEL, WHERE NEEDED.	UPDATES TO THE DISTRIBUTION SYSTEM TO STRENGTHEN THE CORE INFRASTRUCTURE IN ORDER TO IMPROVE RELIABILITY AND RESILIENCY FOR CUSTOMERS	\$ 4,869,124	FIRST HALF OF 2028
62		LAKWOOD TOWNSHIP,FREEHOLD BOROUGH,JACKSON TOWNSHIP	UPGRADE SYSTEM CONSTRUCTION TO MEET THE DISTRIBUTION CIRCUIT OF THE FUTURE MODEL, WHERE NEEDED.	UPDATES TO THE DISTRIBUTION SYSTEM TO STRENGTHEN THE CORE INFRASTRUCTURE IN ORDER TO IMPROVE RELIABILITY AND RESILIENCY FOR CUSTOMERS	\$ 939,780	FIRST HALF OF 2028
63		LACEY TOWNSHIP,BERKELEY TOWNSHIP,BARNEGAT TOWNSHIP,OCEAN TOWNSHIP	UPGRADE SYSTEM CONSTRUCTION TO MEET THE DISTRIBUTION CIRCUIT OF THE FUTURE MODEL, WHERE NEEDED.	UPDATES TO THE DISTRIBUTION SYSTEM TO STRENGTHEN THE CORE INFRASTRUCTURE IN ORDER TO IMPROVE RELIABILITY AND RESILIENCY FOR CUSTOMERS	\$ 1,380,000	FIRST HALF OF 2028
64		MENDHAM BOROUGH,CHESTER TOWNSHIP,RANDOLPH TOWNSHIP,CHESTER BOROUGH,MENDHAM TOWNSHIP,WASHINGTON TOWNSHIP	UPGRADE SYSTEM CONSTRUCTION TO MEET THE DISTRIBUTION CIRCUIT OF THE FUTURE MODEL, WHERE NEEDED.	UPDATES TO THE DISTRIBUTION SYSTEM TO STRENGTHEN THE CORE INFRASTRUCTURE IN ORDER TO IMPROVE RELIABILITY AND RESILIENCY FOR CUSTOMERS	\$ 86,710	SECOND HALF OF 2028
65		CHESTER BOROUGH,LEBANON TOWNSHIP,WASHINGTON TOWNSHIP,CHESTER TOWNSHIP,WASHINGTON TOWNSHIP,WASHINGTON BOROUGH	UPGRADE SYSTEM CONSTRUCTION TO MEET THE DISTRIBUTION CIRCUIT OF THE FUTURE MODEL, WHERE NEEDED.	UPDATES TO THE DISTRIBUTION SYSTEM TO STRENGTHEN THE CORE INFRASTRUCTURE IN ORDER TO IMPROVE RELIABILITY AND RESILIENCY FOR CUSTOMERS	\$ 1,417,030	SECOND HALF OF 2028

66	BRANCHVILLE BOROUGH, HAMPTON TOWNSHIP, NEWTON TOWN, SANDYSTON TOWNSHIP, LAFAYETTE TOWNSHIP, FRANKFORD TOWNSHIP	UPGRADE SYSTEM CONSTRUCTION TO MEET THE DISTRIBUTION CIRCUIT OF THE FUTURE MODEL, WHERE NEEDED.	UPDATES TO THE DISTRIBUTION SYSTEM TO STRENGTHEN THE CORE INFRASTRUCTURE IN ORDER TO IMPROVE RELIABILITY AND RESILIENCY FOR CUSTOMERS.	\$ 418,140	SECOND HALF OF 2028
67	BETHLEHEM TOWNSHIP, HAMPTON BOROUGH, WASHINGTON TOWNSHIP, GREENWICH TOWNSHIP, FRANKLIN TOWNSHIP	UPGRADE SYSTEM CONSTRUCTION TO MEET THE DISTRIBUTION CIRCUIT OF THE FUTURE MODEL, WHERE NEEDED.	UPDATES TO THE DISTRIBUTION SYSTEM TO STRENGTHEN THE CORE INFRASTRUCTURE IN ORDER TO IMPROVE RELIABILITY AND RESILIENCY FOR CUSTOMERS.	\$ 674,475	SECOND HALF OF 2028
68	HARMONY TOWNSHIP, WASHINGTON TOWNSHIP, LEBANON TOWNSHIP, FRANKLIN TOWNSHIP, PHILLIPSBURG TOWN, WASHINGTON TOWNSHIP, WHITE TOWNSHIP, LOPATCONG TOWNSHIP, WASHINGTON BOROUGH, HACKETTSTOWN TOWN, FRELINGHUYSEN TOWNSHIP, WASHINGTON BOROUGH, ALLAMUCHY TOWNSHIP, GREEN TOWNSHIP, LIBERTY TOWNSHIP, INDEPENDENCE TOWNSHIP, ANDOVER BOROUGH	UPGRADE SYSTEM CONSTRUCTION TO MEET THE DISTRIBUTION CIRCUIT OF THE FUTURE MODEL, WHERE NEEDED.	UPDATES TO THE DISTRIBUTION SYSTEM TO STRENGTHEN THE CORE INFRASTRUCTURE IN ORDER TO IMPROVE RELIABILITY AND RESILIENCY FOR CUSTOMERS.	\$ 674,475	SECOND HALF OF 2028
69	HACKETTSTOWN TOWN, FRELINGHUYSEN TOWNSHIP, WASHINGTON BOROUGH, ALLAMUCHY TOWNSHIP, GREEN TOWNSHIP, LIBERTY TOWNSHIP, INDEPENDENCE TOWNSHIP, ANDOVER BOROUGH	UPGRADE SYSTEM CONSTRUCTION TO MEET THE DISTRIBUTION CIRCUIT OF THE FUTURE MODEL, WHERE NEEDED.	UPDATES TO THE DISTRIBUTION SYSTEM TO STRENGTHEN THE CORE INFRASTRUCTURE IN ORDER TO IMPROVE RELIABILITY AND RESILIENCY FOR CUSTOMERS.	\$ 79,005	SECOND HALF OF 2028
70	EAST HANOVER TOWNSHIP, PARSIPPANY TROY HILLS TOWNSHIP, HANOVER TOWNSHIP, MORRIS PLAINS BOROUGH, DENVILLE TOWNSHIP	UPGRADE SYSTEM CONSTRUCTION TO MEET THE DISTRIBUTION CIRCUIT OF THE FUTURE MODEL, WHERE NEEDED.	UPDATES TO THE DISTRIBUTION SYSTEM TO STRENGTHEN THE CORE INFRASTRUCTURE IN ORDER TO IMPROVE RELIABILITY AND RESILIENCY FOR CUSTOMERS.	\$ 108,790	SECOND HALF OF 2028
71	MORRIS PLAINS BOROUGH, EAST HANOVER TOWNSHIP, MORRISTOWN TOWN, HANOVER TOWNSHIP, FLORHAM PARK BOROUGH, MORRIS TOWNSHIP	UPGRADE SYSTEM CONSTRUCTION TO MEET THE DISTRIBUTION CIRCUIT OF THE FUTURE MODEL, WHERE NEEDED.	UPDATES TO THE DISTRIBUTION SYSTEM TO STRENGTHEN THE CORE INFRASTRUCTURE IN ORDER TO IMPROVE RELIABILITY AND RESILIENCY FOR CUSTOMERS.	\$ 59,570	SECOND HALF OF 2028
72	MONTVILLE TOWNSHIP, LINCOLN PARK BOROUGH, PARSIPPANY TROY HILLS TOWNSHIP	UPGRADE SYSTEM CONSTRUCTION TO MEET THE DISTRIBUTION CIRCUIT OF THE FUTURE MODEL, WHERE NEEDED.	UPDATES TO THE DISTRIBUTION SYSTEM TO STRENGTHEN THE CORE INFRASTRUCTURE IN ORDER TO IMPROVE RELIABILITY AND RESILIENCY FOR CUSTOMERS.	\$ 20,815	SECOND HALF OF 2028
73	SPRINGFIELD TOWNSHIP, MILLBURN TOWNSHIP	UPGRADE SYSTEM CONSTRUCTION TO MEET THE DISTRIBUTION CIRCUIT OF THE FUTURE MODEL, WHERE NEEDED.	UPDATES TO THE DISTRIBUTION SYSTEM TO STRENGTHEN THE CORE INFRASTRUCTURE IN ORDER TO IMPROVE RELIABILITY AND RESILIENCY FOR CUSTOMERS.	\$ 2,061,490	SECOND HALF OF 2028
74	EAST WINDSOR TOWNSHIP, HIGHTSTOWN BOROUGH, WEST WINDSOR TOWNSHIP	UPGRADE SYSTEM CONSTRUCTION TO MEET THE DISTRIBUTION CIRCUIT OF THE FUTURE MODEL, WHERE NEEDED.	UPDATES TO THE DISTRIBUTION SYSTEM TO STRENGTHEN THE CORE INFRASTRUCTURE IN ORDER TO IMPROVE RELIABILITY AND RESILIENCY FOR CUSTOMERS.	\$ 698,970	SECOND HALF OF 2028
75	COLTS NECK TOWNSHIP, TINTON FALLS BOROUGH	UPGRADE SYSTEM CONSTRUCTION TO MEET THE DISTRIBUTION CIRCUIT OF THE FUTURE MODEL, WHERE NEEDED.	UPDATES TO THE DISTRIBUTION SYSTEM TO STRENGTHEN THE CORE INFRASTRUCTURE IN ORDER TO IMPROVE RELIABILITY AND RESILIENCY FOR CUSTOMERS.	\$ 158,010	SECOND HALF OF 2028

76	EAST BRUNSWICK TOWNSHIP,OLD BRIDGE TOWNSHIP	UPGRADE SYSTEM CONSTRUCTION TO MEET THE DISTRIBUTION CIRCUIT OF THE FUTURE MODEL, WHERE NEEDED.	UPDATES TO THE DISTRIBUTION SYSTEM TO STRENGTHEN THE CORE INFRASTRUCTURE IN ORDER TO IMPROVE RELIABILITY AND RESILIENCY FOR CUSTOMERS	\$ 193,085	SECOND HALF OF 2028
77	OLD BRIDGE TOWNSHIP	UPGRADE SYSTEM CONSTRUCTION TO MEET THE DISTRIBUTION CIRCUIT OF THE FUTURE MODEL, WHERE NEEDED.	UPDATES TO THE DISTRIBUTION SYSTEM TO STRENGTHEN THE CORE INFRASTRUCTURE IN ORDER TO IMPROVE RELIABILITY AND RESILIENCY FOR CUSTOMERS	\$ 114,080	SECOND HALF OF 2028
78	MATAWAN BOROUGH,MARLBORO TOWNSHIP,OLD BRIDGE TOWNSHIP	UPGRADE SYSTEM CONSTRUCTION TO MEET THE DISTRIBUTION CIRCUIT OF THE FUTURE MODEL, WHERE NEEDED.	UPDATES TO THE DISTRIBUTION SYSTEM TO STRENGTHEN THE CORE INFRASTRUCTURE IN ORDER TO IMPROVE RELIABILITY AND RESILIENCY FOR CUSTOMERS	\$ 602,370	SECOND HALF OF 2028
79	LONG BRANCH CITY	UPGRADE SYSTEM CONSTRUCTION TO MEET THE DISTRIBUTION CIRCUIT OF THE FUTURE MODEL, WHERE NEEDED.	UPDATES TO THE DISTRIBUTION SYSTEM TO STRENGTHEN THE CORE INFRASTRUCTURE IN ORDER TO IMPROVE RELIABILITY AND RESILIENCY FOR CUSTOMERS	\$ 31,050	SECOND HALF OF 2028
80	BRICK TOWNSHIP,TOMS RIVER TOWNSHIP	UPGRADE SYSTEM CONSTRUCTION TO MEET THE DISTRIBUTION CIRCUIT OF THE FUTURE MODEL, WHERE NEEDED.	UPDATES TO THE DISTRIBUTION SYSTEM TO STRENGTHEN THE CORE INFRASTRUCTURE IN ORDER TO IMPROVE RELIABILITY AND RESILIENCY FOR CUSTOMERS	\$ 784,990	SECOND HALF OF 2028
81	BRICK TOWNSHIP	UPGRADE SYSTEM CONSTRUCTION TO MEET THE DISTRIBUTION CIRCUIT OF THE FUTURE MODEL, WHERE NEEDED.	UPDATES TO THE DISTRIBUTION SYSTEM TO STRENGTHEN THE CORE INFRASTRUCTURE IN ORDER TO IMPROVE RELIABILITY AND RESILIENCY FOR CUSTOMERS	\$ 162,955	SECOND HALF OF 2028
82	BRICK TOWNSHIP	UPGRADE SYSTEM CONSTRUCTION TO MEET THE DISTRIBUTION CIRCUIT OF THE FUTURE MODEL, WHERE NEEDED.	UPDATES TO THE DISTRIBUTION SYSTEM TO STRENGTHEN THE CORE INFRASTRUCTURE IN ORDER TO IMPROVE RELIABILITY AND RESILIENCY FOR CUSTOMERS	\$ 189,290	SECOND HALF OF 2028
83	POINT PLEASANT BOROUGH,BAY HEAD BOROUGH,POINT PLEASANT BEACH BOROUGH	UPGRADE SYSTEM CONSTRUCTION TO MEET THE DISTRIBUTION CIRCUIT OF THE FUTURE MODEL, WHERE NEEDED.	UPDATES TO THE DISTRIBUTION SYSTEM TO STRENGTHEN THE CORE INFRASTRUCTURE IN ORDER TO IMPROVE RELIABILITY AND RESILIENCY FOR CUSTOMERS	\$ 2,468,015	SECOND HALF OF 2028
84	FARMINGDALE BOROUGH,NEPTUNE TOWNSHIP,WALL TOWNSHIP	UPGRADE SYSTEM CONSTRUCTION TO MEET THE DISTRIBUTION CIRCUIT OF THE FUTURE MODEL, WHERE NEEDED.	UPDATES TO THE DISTRIBUTION SYSTEM TO STRENGTHEN THE CORE INFRASTRUCTURE IN ORDER TO IMPROVE RELIABILITY AND RESILIENCY FOR CUSTOMERS	\$ 634,220	SECOND HALF OF 2028
85	COLTS NECK TOWNSHIP,NEPTUNE TOWNSHIP,HOWELL TOWNSHIP,TINTON FALLS BOROUGH,WALL TOWNSHIP,FARMINGDALE BOROUGH	UPGRADE SYSTEM CONSTRUCTION TO MEET THE DISTRIBUTION CIRCUIT OF THE FUTURE MODEL, WHERE NEEDED.	UPDATES TO THE DISTRIBUTION SYSTEM TO STRENGTHEN THE CORE INFRASTRUCTURE IN ORDER TO IMPROVE RELIABILITY AND RESILIENCY FOR CUSTOMERS	\$ 186,875	SECOND HALF OF 2028
86	MANASQUAN BOROUGH,WALL TOWNSHIP	UPGRADE SYSTEM CONSTRUCTION TO MEET THE DISTRIBUTION CIRCUIT OF THE FUTURE MODEL, WHERE NEEDED.	UPDATES TO THE DISTRIBUTION SYSTEM TO STRENGTHEN THE CORE INFRASTRUCTURE IN ORDER TO IMPROVE RELIABILITY AND RESILIENCY FOR CUSTOMERS	\$ 540,270	SECOND HALF OF 2028

87		BRIELLE BOROUGH, BRICK TOWNSHIP, BELMAR BOROUGH, MANASQUAN BOROUGH, MANALAPAN TOWNSHIP, WALL TOWNSHIP, BARNEGAT TOWNSHIP	UPGRADE SYSTEM CONSTRUCTION TO MEET THE DISTRIBUTION CIRCUIT OF THE FUTURE MODEL, WHERE NEEDED.	UPDATES TO THE DISTRIBUTION SYSTEM TO STRENGTHEN THE CORE INFRASTRUCTURE IN ORDER TO IMPROVE RELIABILITY AND RESILIENCY FOR CUSTOMERS.	\$ 223,790	SECOND HALF OF 2028
<b>TOTAL 2028 COSTS</b>					<b>\$ 30,773,363</b>	
<b>DISTRIBUTION CIRCUIT OF THE FUTURE 2029</b>						
Location Count	LOCATION (Substation/Circuit)	TOWNSHIP	DESCRIPTION	OBJECTIVE	COST ESTIMATE	PROJECTED IN-SERVICE DATE
88		MOUNT OLIVE TOWNSHIP, CHESTER TOWNSHIP, WASHINGTON TOWNSHIP	UPGRADE SYSTEM CONSTRUCTION TO MEET THE DISTRIBUTION CIRCUIT OF THE FUTURE MODEL, WHERE NEEDED.	UPDATES TO THE DISTRIBUTION SYSTEM TO STRENGTHEN THE CORE INFRASTRUCTURE IN ORDER TO IMPROVE RELIABILITY AND RESILIENCY FOR CUSTOMERS.	\$ 353,625	FIRST HALF OF 2029
89		SPARTA TOWNSHIP, LAFAYETTE TOWNSHIP, STILLWATER TOWNSHIP, ANDOVER TOWNSHIP	UPGRADE SYSTEM CONSTRUCTION TO MEET THE DISTRIBUTION CIRCUIT OF THE FUTURE MODEL, WHERE NEEDED.	UPDATES TO THE DISTRIBUTION SYSTEM TO STRENGTHEN THE CORE INFRASTRUCTURE IN ORDER TO IMPROVE RELIABILITY AND RESILIENCY FOR CUSTOMERS.	\$ 193,545	FIRST HALF OF 2029
90		WANTAGE TOWNSHIP, HAMBURG BOROUGH, VERNON TOWNSHIP, HARDYSTON TOWNSHIP, HIGH BRIDGE BOROUGH	UPGRADE SYSTEM CONSTRUCTION TO MEET THE DISTRIBUTION CIRCUIT OF THE FUTURE MODEL, WHERE NEEDED.	UPDATES TO THE DISTRIBUTION SYSTEM TO STRENGTHEN THE CORE INFRASTRUCTURE IN ORDER TO IMPROVE RELIABILITY AND RESILIENCY FOR CUSTOMERS.	\$ 679,995	FIRST HALF OF 2029
91		BRANCHVILLE BOROUGH, MONTAGUE TOWNSHIP, FRANKFORD TOWNSHIP, WANTAGE TOWNSHIP, VERNON TOWNSHIP, STOCKTON BOROUGH, SUSSEX BOROUGH	UPGRADE SYSTEM CONSTRUCTION TO MEET THE DISTRIBUTION CIRCUIT OF THE FUTURE MODEL, WHERE NEEDED.	UPDATES TO THE DISTRIBUTION SYSTEM TO STRENGTHEN THE CORE INFRASTRUCTURE IN ORDER TO IMPROVE RELIABILITY AND RESILIENCY FOR CUSTOMERS.	\$ 483,345	FIRST HALF OF 2029
92		PEAPACK AND GLADSTONE BOROUGH, HOLLAND TOWNSHIP, MORRISTOWN TOWN, RANDOLPH TOWNSHIP, CHESTER TOWNSHIP, MORRIS TOWNSHIP, MENDHAM TOWNSHIP, MENDHAM BOROUGH	UPGRADE SYSTEM CONSTRUCTION TO MEET THE DISTRIBUTION CIRCUIT OF THE FUTURE MODEL, WHERE NEEDED.	UPDATES TO THE DISTRIBUTION SYSTEM TO STRENGTHEN THE CORE INFRASTRUCTURE IN ORDER TO IMPROVE RELIABILITY AND RESILIENCY FOR CUSTOMERS.	\$ 334,535	FIRST HALF OF 2029
93		PEAPACK AND GLADSTONE BOROUGH, BERNARDSVILLE BOROUGH, CHESTER TOWNSHIP, BERNARDS TOWNSHIP, MENDHAM BOROUGH, MENDHAM TOWNSHIP	UPGRADE SYSTEM CONSTRUCTION TO MEET THE DISTRIBUTION CIRCUIT OF THE FUTURE MODEL, WHERE NEEDED.	UPDATES TO THE DISTRIBUTION SYSTEM TO STRENGTHEN THE CORE INFRASTRUCTURE IN ORDER TO IMPROVE RELIABILITY AND RESILIENCY FOR CUSTOMERS.	\$ 317,145	FIRST HALF OF 2029
94		BERNARDS TOWNSHIP, MENDHAM BOROUGH, RANDOLPH TOWNSHIP, CHESTER TOWNSHIP, MENDHAM TOWNSHIP	UPGRADE SYSTEM CONSTRUCTION TO MEET THE DISTRIBUTION CIRCUIT OF THE FUTURE MODEL, WHERE NEEDED.	UPDATES TO THE DISTRIBUTION SYSTEM TO STRENGTHEN THE CORE INFRASTRUCTURE IN ORDER TO IMPROVE RELIABILITY AND RESILIENCY FOR CUSTOMERS.	\$ 378,580	FIRST HALF OF 2029
95		ROCKAWAY TOWNSHIP, MINE HILL TOWNSHIP, DOVER TOWN, RANDOLPH TOWNSHIP, MORRIS TOWNSHIP	UPGRADE SYSTEM CONSTRUCTION TO MEET THE DISTRIBUTION CIRCUIT OF THE FUTURE MODEL, WHERE NEEDED.	UPDATES TO THE DISTRIBUTION SYSTEM TO STRENGTHEN THE CORE INFRASTRUCTURE IN ORDER TO IMPROVE RELIABILITY AND RESILIENCY FOR CUSTOMERS.	\$ 290,190	FIRST HALF OF 2029
96		WASHINGTON TOWNSHIP, WASHINGTON TOWNSHIP, LONG HILL TOWNSHIP, ROXBURY TOWNSHIP, WASHINGTON BOROUGH	UPGRADE SYSTEM CONSTRUCTION TO MEET THE DISTRIBUTION CIRCUIT OF THE FUTURE MODEL, WHERE NEEDED.	UPDATES TO THE DISTRIBUTION SYSTEM TO STRENGTHEN THE CORE INFRASTRUCTURE IN ORDER TO IMPROVE RELIABILITY AND RESILIENCY FOR CUSTOMERS.	\$ 333,385	FIRST HALF OF 2029

97	WASHINGTON BOROUGH, WASHINGTON TOWNSHIP, HACKETTSTOWN TOWN, INDEPENDENCE TOWNSHIP, MANSFIELD TOWNSHIP, WASHINGTON TOWNSHIP, MOUNT OLIVE TOWNSHIP	UPGRADE SYSTEM CONSTRUCTION TO MEET THE DISTRIBUTION CIRCUIT OF THE FUTURE MODEL, WHERE NEEDED.	UPDATES TO THE DISTRIBUTION SYSTEM TO STRENGTHEN THE CORE INFRASTRUCTURE IN ORDER TO IMPROVE RELIABILITY AND RESILIENCY FOR CUSTOMERS.	\$ 735,425	FIRST HALF OF 2029
98	SUSSEX BOROUGH, HARDYSTON TOWNSHIP, SANDYSTON TOWNSHIP, WANTAGE TOWNSHIP, VERNON TOWNSHIP	UPGRADE SYSTEM CONSTRUCTION TO MEET THE DISTRIBUTION CIRCUIT OF THE FUTURE MODEL, WHERE NEEDED.	UPDATES TO THE DISTRIBUTION SYSTEM TO STRENGTHEN THE CORE INFRASTRUCTURE IN ORDER TO IMPROVE RELIABILITY AND RESILIENCY FOR CUSTOMERS.	\$ 2,942,965	FIRST HALF OF 2029
99	HAMBURG BOROUGH, HARDYSTON TOWNSHIP, PARSIPPANY TROY HILLS TOWNSHIP, SUSSEX BOROUGH, VERNON TOWNSHIP	UPGRADE SYSTEM CONSTRUCTION TO MEET THE DISTRIBUTION CIRCUIT OF THE FUTURE MODEL, WHERE NEEDED.	UPDATES TO THE DISTRIBUTION SYSTEM TO STRENGTHEN THE CORE INFRASTRUCTURE IN ORDER TO IMPROVE RELIABILITY AND RESILIENCY FOR CUSTOMERS.	\$ 94,760	FIRST HALF OF 2029
100	HACKETTSTOWN TOWN, GREENWICH TOWNSHIP, INDEPENDENCE TOWNSHIP, BYRAM TOWNSHIP, MOUNT OLIVE TOWNSHIP, MANSFIELD TOWNSHIP, ALLAMUCHY TOWNSHIP, JACKSON TOWNSHIP	UPGRADE SYSTEM CONSTRUCTION TO MEET THE DISTRIBUTION CIRCUIT OF THE FUTURE MODEL, WHERE NEEDED.	UPDATES TO THE DISTRIBUTION SYSTEM TO STRENGTHEN THE CORE INFRASTRUCTURE IN ORDER TO IMPROVE RELIABILITY AND RESILIENCY FOR CUSTOMERS.	\$ 560,165	FIRST HALF OF 2029
101	UNION TOWNSHIP, HAMPTON BOROUGH, ALEXANDRIA TOWNSHIP, HIGH BRIDGE BOROUGH, LEBANON TOWNSHIP, BETHLEHEM TOWNSHIP	UPGRADE SYSTEM CONSTRUCTION TO MEET THE DISTRIBUTION CIRCUIT OF THE FUTURE MODEL, WHERE NEEDED.	UPDATES TO THE DISTRIBUTION SYSTEM TO STRENGTHEN THE CORE INFRASTRUCTURE IN ORDER TO IMPROVE RELIABILITY AND RESILIENCY FOR CUSTOMERS.	\$ 1,613,680	FIRST HALF OF 2029
102	MILFORD BOROUGH, HAMPTON BOROUGH, MANSFIELD TOWNSHIP, BETHLEHEM TOWNSHIP, WASHINGTON TOWNSHIP, ALEXANDRIA TOWNSHIP, FRANKLIN TOWNSHIP, UNION TOWNSHIP	UPGRADE SYSTEM CONSTRUCTION TO MEET THE DISTRIBUTION CIRCUIT OF THE FUTURE MODEL, WHERE NEEDED.	UPDATES TO THE DISTRIBUTION SYSTEM TO STRENGTHEN THE CORE INFRASTRUCTURE IN ORDER TO IMPROVE RELIABILITY AND RESILIENCY FOR CUSTOMERS.	\$ 230,890	FIRST HALF OF 2029
103	EAST AMWELL TOWNSHIP, DELAWARE TOWNSHIP, FLEMINGTON BOROUGH, FREEHOLD TOWNSHIP, RARITAN TOWNSHIP	UPGRADE SYSTEM CONSTRUCTION TO MEET THE DISTRIBUTION CIRCUIT OF THE FUTURE MODEL, WHERE NEEDED.	UPDATES TO THE DISTRIBUTION SYSTEM TO STRENGTHEN THE CORE INFRASTRUCTURE IN ORDER TO IMPROVE RELIABILITY AND RESILIENCY FOR CUSTOMERS.	\$ 113,120	FIRST HALF OF 2029
104	WHITE TOWNSHIP, OXFORD TOWNSHIP, MANSFIELD TOWNSHIP, BELVIDERE TOWN, LIBERTY TOWNSHIP, WASHINGTON TOWNSHIP, HOPE TOWNSHIP	UPGRADE SYSTEM CONSTRUCTION TO MEET THE DISTRIBUTION CIRCUIT OF THE FUTURE MODEL, WHERE NEEDED.	UPDATES TO THE DISTRIBUTION SYSTEM TO STRENGTHEN THE CORE INFRASTRUCTURE IN ORDER TO IMPROVE RELIABILITY AND RESILIENCY FOR CUSTOMERS.	\$ 2,329,785	FIRST HALF OF 2029
105	BELVIDERE TOWN, LIBERTY TOWNSHIP, PHILLIPSBURG TOWN, WHITE TOWNSHIP, HARMONY TOWNSHIP	UPGRADE SYSTEM CONSTRUCTION TO MEET THE DISTRIBUTION CIRCUIT OF THE FUTURE MODEL, WHERE NEEDED.	UPDATES TO THE DISTRIBUTION SYSTEM TO STRENGTHEN THE CORE INFRASTRUCTURE IN ORDER TO IMPROVE RELIABILITY AND RESILIENCY FOR CUSTOMERS.	\$ 105,455	FIRST HALF OF 2029
106	CLINTON TOWNSHIP, BERNARDSVILLE BOROUGH, FRANKLIN TOWNSHIP, CLINTON TOWN, UNION TOWNSHIP, HIGH BRIDGE BOROUGH	UPGRADE SYSTEM CONSTRUCTION TO MEET THE DISTRIBUTION CIRCUIT OF THE FUTURE MODEL, WHERE NEEDED.	UPDATES TO THE DISTRIBUTION SYSTEM TO STRENGTHEN THE CORE INFRASTRUCTURE IN ORDER TO IMPROVE RELIABILITY AND RESILIENCY FOR CUSTOMERS.	\$ 39,905	FIRST HALF OF 2029

107	ALEXANDRIA TOWNSHIP, UNION TOWNSHIP, CLINTON TOWN, FRANKLIN TOWNSHIP, FRANKLIN TOWNSHIP, CLINTON TOWNSHIP	UPGRADE SYSTEM CONSTRUCTION TO MEET THE DISTRIBUTION CIRCUIT OF THE FUTURE MODEL, WHERE NEEDED.	UPDATES TO THE DISTRIBUTION SYSTEM TO STRENGTHEN THE CORE INFRASTRUCTURE IN ORDER TO IMPROVE RELIABILITY AND RESILIENCY FOR CUSTOMERS	\$ 1,061,565	FIRST HALF OF 2029
108	WATCHUNG BOROUGH, BERKELEY HEIGHTS TOWNSHIP	UPGRADE SYSTEM CONSTRUCTION TO MEET THE DISTRIBUTION CIRCUIT OF THE FUTURE MODEL, WHERE NEEDED.	UPDATES TO THE DISTRIBUTION SYSTEM TO STRENGTHEN THE CORE INFRASTRUCTURE IN ORDER TO IMPROVE RELIABILITY AND RESILIENCY FOR CUSTOMERS	\$ 187,680	FIRST HALF OF 2029
109	WATCHUNG BOROUGH, GREEN BROOK TOWNSHIP, WARREN TOWNSHIP	UPGRADE SYSTEM CONSTRUCTION TO MEET THE DISTRIBUTION CIRCUIT OF THE FUTURE MODEL, WHERE NEEDED.	UPDATES TO THE DISTRIBUTION SYSTEM TO STRENGTHEN THE CORE INFRASTRUCTURE IN ORDER TO IMPROVE RELIABILITY AND RESILIENCY FOR CUSTOMERS	\$ 115,805	FIRST HALF OF 2029
110	EAST HANOVER TOWNSHIP, PARSIPPANY TROY HILLS TOWNSHIP, HANOVER TOWNSHIP	UPGRADE SYSTEM CONSTRUCTION TO MEET THE DISTRIBUTION CIRCUIT OF THE FUTURE MODEL, WHERE NEEDED.	UPDATES TO THE DISTRIBUTION SYSTEM TO STRENGTHEN THE CORE INFRASTRUCTURE IN ORDER TO IMPROVE RELIABILITY AND RESILIENCY FOR CUSTOMERS	\$ 96,715	FIRST HALF OF 2029
111	PARSIPPANY TROY HILLS TOWNSHIP, HANOVER TOWNSHIP, MOUNTAIN LAKES BOROUGH	UPGRADE SYSTEM CONSTRUCTION TO MEET THE DISTRIBUTION CIRCUIT OF THE FUTURE MODEL, WHERE NEEDED.	UPDATES TO THE DISTRIBUTION SYSTEM TO STRENGTHEN THE CORE INFRASTRUCTURE IN ORDER TO IMPROVE RELIABILITY AND RESILIENCY FOR CUSTOMERS	\$ 137,770	FIRST HALF OF 2029
112	PARSIPPANY TROY HILLS TOWNSHIP, MONTVILLE TOWNSHIP, BOONTON TOWN, BOONTON TOWNSHIP	UPGRADE SYSTEM CONSTRUCTION TO MEET THE DISTRIBUTION CIRCUIT OF THE FUTURE MODEL, WHERE NEEDED.	UPDATES TO THE DISTRIBUTION SYSTEM TO STRENGTHEN THE CORE INFRASTRUCTURE IN ORDER TO IMPROVE RELIABILITY AND RESILIENCY FOR CUSTOMERS	\$ 20,880	FIRST HALF OF 2029
113	PARSIPPANY TROY HILLS TOWNSHIP, MORRIS TOWNSHIP, HARDING TOWNSHIP, MORRIS PLAINS BOROUGH, MORRISTOWN TOWN	UPGRADE SYSTEM CONSTRUCTION TO MEET THE DISTRIBUTION CIRCUIT OF THE FUTURE MODEL, WHERE NEEDED.	UPDATES TO THE DISTRIBUTION SYSTEM TO STRENGTHEN THE CORE INFRASTRUCTURE IN ORDER TO IMPROVE RELIABILITY AND RESILIENCY FOR CUSTOMERS	\$ 18,630	FIRST HALF OF 2029
114	MORRIS TOWNSHIP, PARSIPPANY TROY HILLS TOWNSHIP, MORRIS PLAINS BOROUGH	UPGRADE SYSTEM CONSTRUCTION TO MEET THE DISTRIBUTION CIRCUIT OF THE FUTURE MODEL, WHERE NEEDED.	UPDATES TO THE DISTRIBUTION SYSTEM TO STRENGTHEN THE CORE INFRASTRUCTURE IN ORDER TO IMPROVE RELIABILITY AND RESILIENCY FOR CUSTOMERS	\$ 104,650	FIRST HALF OF 2029
115	LIVINGSTON TOWNSHIP, MILLBURN TOWNSHIP	UPGRADE SYSTEM CONSTRUCTION TO MEET THE DISTRIBUTION CIRCUIT OF THE FUTURE MODEL, WHERE NEEDED.	UPDATES TO THE DISTRIBUTION SYSTEM TO STRENGTHEN THE CORE INFRASTRUCTURE IN ORDER TO IMPROVE RELIABILITY AND RESILIENCY FOR CUSTOMERS	\$ 295,090	FIRST HALF OF 2029
116	LIVINGSTON TOWNSHIP	UPGRADE SYSTEM CONSTRUCTION TO MEET THE DISTRIBUTION CIRCUIT OF THE FUTURE MODEL, WHERE NEEDED.	UPDATES TO THE DISTRIBUTION SYSTEM TO STRENGTHEN THE CORE INFRASTRUCTURE IN ORDER TO IMPROVE RELIABILITY AND RESILIENCY FOR CUSTOMERS	\$ 94,070	FIRST HALF OF 2029
117	HARDING TOWNSHIP, MADISON BOROUGH, CHATHAM BOROUGH, CHATHAM TOWNSHIP, FLORHAM PARK BOROUGH, LIVINGSTON TOWNSHIP	UPGRADE SYSTEM CONSTRUCTION TO MEET THE DISTRIBUTION CIRCUIT OF THE FUTURE MODEL, WHERE NEEDED.	UPDATES TO THE DISTRIBUTION SYSTEM TO STRENGTHEN THE CORE INFRASTRUCTURE IN ORDER TO IMPROVE RELIABILITY AND RESILIENCY FOR CUSTOMERS	\$ 9,080	FIRST HALF OF 2029



118	OLD BRIDGE TOWNSHIP,MIDDLETOWN TOWNSHIP,SOUTH AMBOY CITY,SAYREVILLE BOROUGH	UPGRADE SYSTEM CONSTRUCTION TO MEET THE DISTRIBUTION CIRCUIT OF THE FUTURE MODEL, WHERE NEEDED.	UPDATES TO THE DISTRIBUTION SYSTEM TO STRENGTHEN THE CORE INFRASTRUCTURE IN ORDER TO IMPROVE RELIABILITY AND RESILIENCY FOR CUSTOMERS	\$ 32,660	FIRST HALF OF 2029
119	FREEHOLD BOROUGH,FREEHOLD TOWNSHIP,HOWELL TOWNSHIP,FARMINGDALE BOROUGH,WALL TOWNSHIP	UPGRADE SYSTEM CONSTRUCTION TO MEET THE DISTRIBUTION CIRCUIT OF THE FUTURE MODEL, WHERE NEEDED.	UPDATES TO THE DISTRIBUTION SYSTEM TO STRENGTHEN THE CORE INFRASTRUCTURE IN ORDER TO IMPROVE RELIABILITY AND RESILIENCY FOR CUSTOMERS	\$ 34,845	FIRST HALF OF 2029
120	OLD BRIDGE TOWNSHIP,FREEHOLD TOWNSHIP,JAMESBURG BOROUGH,COLTS NECK TOWNSHIP,ENGLISHTOWN BOROUGH,MARLBORO TOWNSHIP,MONROE TOWNSHIP,MANALAPAN TOWNSHIP	UPGRADE SYSTEM CONSTRUCTION TO MEET THE DISTRIBUTION CIRCUIT OF THE FUTURE MODEL, WHERE NEEDED.	UPDATES TO THE DISTRIBUTION SYSTEM TO STRENGTHEN THE CORE INFRASTRUCTURE IN ORDER TO IMPROVE RELIABILITY AND RESILIENCY FOR CUSTOMERS	\$ 88,780	FIRST HALF OF 2029
121	ENGLISHTOWN BOROUGH,MANALAPAN TOWNSHIP,MARLBORO TOWNSHIP	UPGRADE SYSTEM CONSTRUCTION TO MEET THE DISTRIBUTION CIRCUIT OF THE FUTURE MODEL, WHERE NEEDED.	UPDATES TO THE DISTRIBUTION SYSTEM TO STRENGTHEN THE CORE INFRASTRUCTURE IN ORDER TO IMPROVE RELIABILITY AND RESILIENCY FOR CUSTOMERS	\$ 288,420	FIRST HALF OF 2029
122	FREEHOLD BOROUGH,WEST WINDSOR TOWNSHIP,FREEHOLD TOWNSHIP,WALL TOWNSHIP,HOWELL TOWNSHIP	UPGRADE SYSTEM CONSTRUCTION TO MEET THE DISTRIBUTION CIRCUIT OF THE FUTURE MODEL, WHERE NEEDED.	UPDATES TO THE DISTRIBUTION SYSTEM TO STRENGTHEN THE CORE INFRASTRUCTURE IN ORDER TO IMPROVE RELIABILITY AND RESILIENCY FOR CUSTOMERS	\$ 99,565	FIRST HALF OF 2029
123	MILLSTONE TOWNSHIP,ROBBINSVILLE TOWNSHIP,ROOSEVELT BOROUGH,WEST WINDSOR TOWNSHIP,EAST WINDSOR TOWNSHIP,HIGHTSTOWN BOROUGH,MANALAPAN TOWNSHIP,UPPER FREEHOLD TOWNSHIP,FREEHOLD BOROUGH,FREEHOLD TOWNSHIP	UPGRADE SYSTEM CONSTRUCTION TO MEET THE DISTRIBUTION CIRCUIT OF THE FUTURE MODEL, WHERE NEEDED.	UPDATES TO THE DISTRIBUTION SYSTEM TO STRENGTHEN THE CORE INFRASTRUCTURE IN ORDER TO IMPROVE RELIABILITY AND RESILIENCY FOR CUSTOMERS	\$ 1,072,950	FIRST HALF OF 2029
124	MANALAPAN TOWNSHIP,FREEHOLD BOROUGH,FREEHOLD TOWNSHIP,ENGLISHTOWN BOROUGH	UPGRADE SYSTEM CONSTRUCTION TO MEET THE DISTRIBUTION CIRCUIT OF THE FUTURE MODEL, WHERE NEEDED.	UPDATES TO THE DISTRIBUTION SYSTEM TO STRENGTHEN THE CORE INFRASTRUCTURE IN ORDER TO IMPROVE RELIABILITY AND RESILIENCY FOR CUSTOMERS	\$ 161,690	FIRST HALF OF 2029
125	HAZLET TOWNSHIP,UNION BEACH BOROUGH	UPGRADE SYSTEM CONSTRUCTION TO MEET THE DISTRIBUTION CIRCUIT OF THE FUTURE MODEL, WHERE NEEDED.	UPDATES TO THE DISTRIBUTION SYSTEM TO STRENGTHEN THE CORE INFRASTRUCTURE IN ORDER TO IMPROVE RELIABILITY AND RESILIENCY FOR CUSTOMERS	\$ 236,210	FIRST HALF OF 2029
126	HAZLET TOWNSHIP,KEYPORT BOROUGH,KEANSBURG BOROUGH,MATAWAN BOROUGH,OLD BRIDGE TOWNSHIP,ABERDEEN TOWNSHIP	UPGRADE SYSTEM CONSTRUCTION TO MEET THE DISTRIBUTION CIRCUIT OF THE FUTURE MODEL, WHERE NEEDED.	UPDATES TO THE DISTRIBUTION SYSTEM TO STRENGTHEN THE CORE INFRASTRUCTURE IN ORDER TO IMPROVE RELIABILITY AND RESILIENCY FOR CUSTOMERS	\$ 644,805	FIRST HALF OF 2029
127	SAYREVILLE BOROUGH,OLD BRIDGE TOWNSHIP,SOUTH AMBOY CITY	UPGRADE SYSTEM CONSTRUCTION TO MEET THE DISTRIBUTION CIRCUIT OF THE FUTURE MODEL, WHERE NEEDED.	UPDATES TO THE DISTRIBUTION SYSTEM TO STRENGTHEN THE CORE INFRASTRUCTURE IN ORDER TO IMPROVE RELIABILITY AND RESILIENCY FOR CUSTOMERS	\$ 58,075	FIRST HALF OF 2029

128	OLD BRIDGE TOWNSHIP,EAST BRUNSWICK TOWNSHIP,SPOTSWOOD BOROUGH	UPGRADE SYSTEM CONSTRUCTION TO MEET THE DISTRIBUTION CIRCUIT OF THE FUTURE MODEL, WHERE NEEDED.	UPDATES TO THE DISTRIBUTION SYSTEM TO STRENGTHEN THE CORE INFRASTRUCTURE IN ORDER TO IMPROVE RELIABILITY AND RESILIENCY FOR CUSTOMERS	\$ 161,690	FIRST HALF OF 2029
129	KEYPORT BOROUGH,MONROE TOWNSHIP,MATAWAN BOROUGH,MARLBORO TOWNSHIP,OLD BRIDGE TOWNSHIP	UPGRADE SYSTEM CONSTRUCTION TO MEET THE DISTRIBUTION CIRCUIT OF THE FUTURE MODEL, WHERE NEEDED.	UPDATES TO THE DISTRIBUTION SYSTEM TO STRENGTHEN THE CORE INFRASTRUCTURE IN ORDER TO IMPROVE RELIABILITY AND RESILIENCY FOR CUSTOMERS	\$ 1,039,600	FIRST HALF OF 2029
130	MANALAPAN TOWNSHIP,ENGLISHTOWN BOROUGH,OLD BRIDGE TOWNSHIP,MARLBORO TOWNSHIP	UPGRADE SYSTEM CONSTRUCTION TO MEET THE DISTRIBUTION CIRCUIT OF THE FUTURE MODEL, WHERE NEEDED.	UPDATES TO THE DISTRIBUTION SYSTEM TO STRENGTHEN THE CORE INFRASTRUCTURE IN ORDER TO IMPROVE RELIABILITY AND RESILIENCY FOR CUSTOMERS	\$ 95,680	FIRST HALF OF 2029
131	EAST WINDSOR TOWNSHIP,UPPER FREEHOLD TOWNSHIP,MILLSTONE TOWNSHIP,ROBBINSVILLE TOWNSHIP	UPGRADE SYSTEM CONSTRUCTION TO MEET THE DISTRIBUTION CIRCUIT OF THE FUTURE MODEL, WHERE NEEDED.	UPDATES TO THE DISTRIBUTION SYSTEM TO STRENGTHEN THE CORE INFRASTRUCTURE IN ORDER TO IMPROVE RELIABILITY AND RESILIENCY FOR CUSTOMERS	\$ 135,930	FIRST HALF OF 2029
132	MARLBORO TOWNSHIP,MATAWAN BOROUGH,ABERDEEN TOWNSHIP	UPGRADE SYSTEM CONSTRUCTION TO MEET THE DISTRIBUTION CIRCUIT OF THE FUTURE MODEL, WHERE NEEDED.	UPDATES TO THE DISTRIBUTION SYSTEM TO STRENGTHEN THE CORE INFRASTRUCTURE IN ORDER TO IMPROVE RELIABILITY AND RESILIENCY FOR CUSTOMERS	\$ 81,995	FIRST HALF OF 2029
133	MARLBORO TOWNSHIP,ENGLISHTOWN BOROUGH,MANALAPAN TOWNSHIP	UPGRADE SYSTEM CONSTRUCTION TO MEET THE DISTRIBUTION CIRCUIT OF THE FUTURE MODEL, WHERE NEEDED.	UPDATES TO THE DISTRIBUTION SYSTEM TO STRENGTHEN THE CORE INFRASTRUCTURE IN ORDER TO IMPROVE RELIABILITY AND RESILIENCY FOR CUSTOMERS	\$ 81,305	FIRST HALF OF 2029
134	FREEHOLD TOWNSHIP,MANALAPAN TOWNSHIP,FREEHOLD BOROUGH	UPGRADE SYSTEM CONSTRUCTION TO MEET THE DISTRIBUTION CIRCUIT OF THE FUTURE MODEL, WHERE NEEDED.	UPDATES TO THE DISTRIBUTION SYSTEM TO STRENGTHEN THE CORE INFRASTRUCTURE IN ORDER TO IMPROVE RELIABILITY AND RESILIENCY FOR CUSTOMERS	\$ 231,380	FIRST HALF OF 2029
135	HOLMDEL TOWNSHIP,COLTS NECK TOWNSHIP,FREEHOLD TOWNSHIP,MARLBORO TOWNSHIP	UPGRADE SYSTEM CONSTRUCTION TO MEET THE DISTRIBUTION CIRCUIT OF THE FUTURE MODEL, WHERE NEEDED.	UPDATES TO THE DISTRIBUTION SYSTEM TO STRENGTHEN THE CORE INFRASTRUCTURE IN ORDER TO IMPROVE RELIABILITY AND RESILIENCY FOR CUSTOMERS	\$ 183,195	FIRST HALF OF 2029
136	KEYPORT BOROUGH,HAZLET TOWNSHIP,HOLMDEL TOWNSHIP	UPGRADE SYSTEM CONSTRUCTION TO MEET THE DISTRIBUTION CIRCUIT OF THE FUTURE MODEL, WHERE NEEDED.	UPDATES TO THE DISTRIBUTION SYSTEM TO STRENGTHEN THE CORE INFRASTRUCTURE IN ORDER TO IMPROVE RELIABILITY AND RESILIENCY FOR CUSTOMERS	\$ 164,795	FIRST HALF OF 2029
137	HAZLET TOWNSHIP,MIDDLETOWN TOWNSHIP	UPGRADE SYSTEM CONSTRUCTION TO MEET THE DISTRIBUTION CIRCUIT OF THE FUTURE MODEL, WHERE NEEDED.	UPDATES TO THE DISTRIBUTION SYSTEM TO STRENGTHEN THE CORE INFRASTRUCTURE IN ORDER TO IMPROVE RELIABILITY AND RESILIENCY FOR CUSTOMERS	\$ 109,595	FIRST HALF OF 2029
138	SHREWSBURY TOWNSHIP,TINTON FALLS BOROUGH,SHREWSBURY BOROUGH	UPGRADE SYSTEM CONSTRUCTION TO MEET THE DISTRIBUTION CIRCUIT OF THE FUTURE MODEL, WHERE NEEDED.	UPDATES TO THE DISTRIBUTION SYSTEM TO STRENGTHEN THE CORE INFRASTRUCTURE IN ORDER TO IMPROVE RELIABILITY AND RESILIENCY FOR CUSTOMERS	\$ 170,845	FIRST HALF OF 2029

139	EATONTOWN BOROUGH, LONG BRANCH CITY, WEST LONG BRANCH BOROUGH	UPGRADE SYSTEM CONSTRUCTION TO MEET THE DISTRIBUTION CIRCUIT OF THE FUTURE MODEL, WHERE NEEDED.	UPDATES TO THE DISTRIBUTION SYSTEM TO STRENGTHEN THE CORE INFRASTRUCTURE IN ORDER TO IMPROVE RELIABILITY AND RESILIENCY FOR CUSTOMERS	\$ 79,350	FIRST HALF OF 2029
140	TINTON FALLS BOROUGH, MIDDLETOWN TOWNSHIP, RED BANK BOROUGH	UPGRADE SYSTEM CONSTRUCTION TO MEET THE DISTRIBUTION CIRCUIT OF THE FUTURE MODEL, WHERE NEEDED.	UPDATES TO THE DISTRIBUTION SYSTEM TO STRENGTHEN THE CORE INFRASTRUCTURE IN ORDER TO IMPROVE RELIABILITY AND RESILIENCY FOR CUSTOMERS	\$ 99,280	FIRST HALF OF 2029
141	RED BANK BOROUGH, MIDDLETOWN TOWNSHIP, TINTON FALLS BOROUGH, HOLMDEL TOWNSHIP	UPGRADE SYSTEM CONSTRUCTION TO MEET THE DISTRIBUTION CIRCUIT OF THE FUTURE MODEL, WHERE NEEDED.	UPDATES TO THE DISTRIBUTION SYSTEM TO STRENGTHEN THE CORE INFRASTRUCTURE IN ORDER TO IMPROVE RELIABILITY AND RESILIENCY FOR CUSTOMERS	\$ 3,760	FIRST HALF OF 2029
142	LONG BRANCH CITY, MONMOUTH BEACH BOROUGH	UPGRADE SYSTEM CONSTRUCTION TO MEET THE DISTRIBUTION CIRCUIT OF THE FUTURE MODEL, WHERE NEEDED.	UPDATES TO THE DISTRIBUTION SYSTEM TO STRENGTHEN THE CORE INFRASTRUCTURE IN ORDER TO IMPROVE RELIABILITY AND RESILIENCY FOR CUSTOMERS	\$ 137,305	FIRST HALF OF 2029
143	FAIR HAVEN BOROUGH	UPGRADE SYSTEM CONSTRUCTION TO MEET THE DISTRIBUTION CIRCUIT OF THE FUTURE MODEL, WHERE NEEDED.	UPDATES TO THE DISTRIBUTION SYSTEM TO STRENGTHEN THE CORE INFRASTRUCTURE IN ORDER TO IMPROVE RELIABILITY AND RESILIENCY FOR CUSTOMERS	\$ 243,225	FIRST HALF OF 2029
144	OCEAN TOWNSHIP, BERKELEY TOWNSHIP, TINTON FALLS BOROUGH, ASBURY PARK CITY, OCEAN TOWNSHIP	UPGRADE SYSTEM CONSTRUCTION TO MEET THE DISTRIBUTION CIRCUIT OF THE FUTURE MODEL, WHERE NEEDED.	UPDATES TO THE DISTRIBUTION SYSTEM TO STRENGTHEN THE CORE INFRASTRUCTURE IN ORDER TO IMPROVE RELIABILITY AND RESILIENCY FOR CUSTOMERS	\$ 246,905	FIRST HALF OF 2029
145	EATONTOWN BOROUGH	UPGRADE SYSTEM CONSTRUCTION TO MEET THE DISTRIBUTION CIRCUIT OF THE FUTURE MODEL, WHERE NEEDED.	UPDATES TO THE DISTRIBUTION SYSTEM TO STRENGTHEN THE CORE INFRASTRUCTURE IN ORDER TO IMPROVE RELIABILITY AND RESILIENCY FOR CUSTOMERS	\$ 105,110	FIRST HALF OF 2029
146	POINT PLEASANT BEACH BOROUGH, BAY HEAD BOROUGH, BRICK TOWNSHIP, POINT PLEASANT BOROUGH, MANTOLOKING BOROUGH	UPGRADE SYSTEM CONSTRUCTION TO MEET THE DISTRIBUTION CIRCUIT OF THE FUTURE MODEL, WHERE NEEDED.	UPDATES TO THE DISTRIBUTION SYSTEM TO STRENGTHEN THE CORE INFRASTRUCTURE IN ORDER TO IMPROVE RELIABILITY AND RESILIENCY FOR CUSTOMERS	\$ 734,035	FIRST HALF OF 2029
147	OCEAN TOWNSHIP, TOMS RIVER TOWNSHIP, LONG BRANCH CITY, BRICK TOWNSHIP, SOUTH TOMS RIVER BOROUGH	UPGRADE SYSTEM CONSTRUCTION TO MEET THE DISTRIBUTION CIRCUIT OF THE FUTURE MODEL, WHERE NEEDED.	UPDATES TO THE DISTRIBUTION SYSTEM TO STRENGTHEN THE CORE INFRASTRUCTURE IN ORDER TO IMPROVE RELIABILITY AND RESILIENCY FOR CUSTOMERS	\$ 174,720	FIRST HALF OF 2029
148	OCEAN TOWNSHIP, BRICK TOWNSHIP, WALL TOWNSHIP	UPGRADE SYSTEM CONSTRUCTION TO MEET THE DISTRIBUTION CIRCUIT OF THE FUTURE MODEL, WHERE NEEDED.	UPDATES TO THE DISTRIBUTION SYSTEM TO STRENGTHEN THE CORE INFRASTRUCTURE IN ORDER TO IMPROVE RELIABILITY AND RESILIENCY FOR CUSTOMERS	\$ 138,575	FIRST HALF OF 2029
149	POINT PLEASANT BEACH BOROUGH, POINT PLEASANT BOROUGH, BRICK TOWNSHIP	UPGRADE SYSTEM CONSTRUCTION TO MEET THE DISTRIBUTION CIRCUIT OF THE FUTURE MODEL, WHERE NEEDED.	UPDATES TO THE DISTRIBUTION SYSTEM TO STRENGTHEN THE CORE INFRASTRUCTURE IN ORDER TO IMPROVE RELIABILITY AND RESILIENCY FOR CUSTOMERS	\$ 938,860	FIRST HALF OF 2029

150	NEPTUNE TOWNSHIP,OCEAN TOWNSHIP,OCEAN TOWNSHIP,TINTON FALLS BOROUGH,SHREWSBURY TOWNSHIP,NEPTUNE CITY BOROUGH	UPGRADE SYSTEM CONSTRUCTION TO MEET THE DISTRIBUTION CIRCUIT OF THE FUTURE MODEL, WHERE NEEDED.	UPDATES TO THE DISTRIBUTION SYSTEM TO STRENGTHEN THE CORE INFRASTRUCTURE IN ORDER TO IMPROVE RELIABILITY AND RESILIENCY FOR CUSTOMERS	\$ 148,120	FIRST HALF OF 2029
151	MIDDLETOWN TOWNSHIP	UPGRADE SYSTEM CONSTRUCTION TO MEET THE DISTRIBUTION CIRCUIT OF THE FUTURE MODEL, WHERE NEEDED.	UPDATES TO THE DISTRIBUTION SYSTEM TO STRENGTHEN THE CORE INFRASTRUCTURE IN ORDER TO IMPROVE RELIABILITY AND RESILIENCY FOR CUSTOMERS	\$ 120,290	FIRST HALF OF 2029
152	MIDDLETOWN TOWNSHIP,HAZLET TOWNSHIP	UPGRADE SYSTEM CONSTRUCTION TO MEET THE DISTRIBUTION CIRCUIT OF THE FUTURE MODEL, WHERE NEEDED.	UPDATES TO THE DISTRIBUTION SYSTEM TO STRENGTHEN THE CORE INFRASTRUCTURE IN ORDER TO IMPROVE RELIABILITY AND RESILIENCY FOR CUSTOMERS	\$ 185,380	FIRST HALF OF 2029
153	MIDDLETOWN TOWNSHIP,UNION BEACH BOROUGH	UPGRADE SYSTEM CONSTRUCTION TO MEET THE DISTRIBUTION CIRCUIT OF THE FUTURE MODEL, WHERE NEEDED.	UPDATES TO THE DISTRIBUTION SYSTEM TO STRENGTHEN THE CORE INFRASTRUCTURE IN ORDER TO IMPROVE RELIABILITY AND RESILIENCY FOR CUSTOMERS	\$ 152,605	FIRST HALF OF 2029
154	MIDDLETOWN TOWNSHIP,FAIR HAVEN BOROUGH,RUMSON BOROUGH	UPGRADE SYSTEM CONSTRUCTION TO MEET THE DISTRIBUTION CIRCUIT OF THE FUTURE MODEL, WHERE NEEDED.	UPDATES TO THE DISTRIBUTION SYSTEM TO STRENGTHEN THE CORE INFRASTRUCTURE IN ORDER TO IMPROVE RELIABILITY AND RESILIENCY FOR CUSTOMERS	\$ 476,100	FIRST HALF OF 2029
155	SPRING LAKE BOROUGH,WALL TOWNSHIP	UPGRADE SYSTEM CONSTRUCTION TO MEET THE DISTRIBUTION CIRCUIT OF THE FUTURE MODEL, WHERE NEEDED.	UPDATES TO THE DISTRIBUTION SYSTEM TO STRENGTHEN THE CORE INFRASTRUCTURE IN ORDER TO IMPROVE RELIABILITY AND RESILIENCY FOR CUSTOMERS	\$ 71,875	FIRST HALF OF 2029
156	TOMS RIVER TOWNSHIP,NEPTUNE TOWNSHIP,WALL TOWNSHIP,NEPTUNE CITY BOROUGH	UPGRADE SYSTEM CONSTRUCTION TO MEET THE DISTRIBUTION CIRCUIT OF THE FUTURE MODEL, WHERE NEEDED.	UPDATES TO THE DISTRIBUTION SYSTEM TO STRENGTHEN THE CORE INFRASTRUCTURE IN ORDER TO IMPROVE RELIABILITY AND RESILIENCY FOR CUSTOMERS	\$ 82,165	FIRST HALF OF 2029
157	WALL TOWNSHIP,BELMAR BOROUGH,LAKE COMO BOROUGH	UPGRADE SYSTEM CONSTRUCTION TO MEET THE DISTRIBUTION CIRCUIT OF THE FUTURE MODEL, WHERE NEEDED.	UPDATES TO THE DISTRIBUTION SYSTEM TO STRENGTHEN THE CORE INFRASTRUCTURE IN ORDER TO IMPROVE RELIABILITY AND RESILIENCY FOR CUSTOMERS	\$ 203,550	FIRST HALF OF 2029
158	TOMS RIVER TOWNSHIP	UPGRADE SYSTEM CONSTRUCTION TO MEET THE DISTRIBUTION CIRCUIT OF THE FUTURE MODEL, WHERE NEEDED.	UPDATES TO THE DISTRIBUTION SYSTEM TO STRENGTHEN THE CORE INFRASTRUCTURE IN ORDER TO IMPROVE RELIABILITY AND RESILIENCY FOR CUSTOMERS	\$ 37,375	FIRST HALF OF 2029
159	LACEY TOWNSHIP,BARNEGAT TOWNSHIP,BERKELEY TOWNSHIP	UPGRADE SYSTEM CONSTRUCTION TO MEET THE DISTRIBUTION CIRCUIT OF THE FUTURE MODEL, WHERE NEEDED.	UPDATES TO THE DISTRIBUTION SYSTEM TO STRENGTHEN THE CORE INFRASTRUCTURE IN ORDER TO IMPROVE RELIABILITY AND RESILIENCY FOR CUSTOMERS	\$ 591,960	FIRST HALF OF 2029

160	JACKSON TOWNSHIP,NORTH HANOVER TOWNSHIP,SPRINGFIELD TOWNSHIP,PLUMSTED TOWNSHIP,NEW HANOVER TOWNSHIP,WRIGHTSTOWN BOROUGH,OCEAN TOWNSHIP,CHESTERFIELD TOWNSHIP,MANSEFIELD TOWNSHIP	UPGRADE SYSTEM CONSTRUCTION TO MEET THE DISTRIBUTION CIRCUIT OF THE FUTURE MODEL, WHERE NEEDED.	UPDATES TO THE DISTRIBUTION SYSTEM TO STRENGTHEN THE CORE INFRASTRUCTURE IN ORDER TO IMPROVE RELIABILITY AND RESILIENCY FOR CUSTOMERS.	\$ 135,930	FIRST HALF OF 2029
161	BRICK TOWNSHIP	UPGRADE SYSTEM CONSTRUCTION TO MEET THE DISTRIBUTION CIRCUIT OF THE FUTURE MODEL, WHERE NEEDED.	UPDATES TO THE DISTRIBUTION SYSTEM TO STRENGTHEN THE CORE INFRASTRUCTURE IN ORDER TO IMPROVE RELIABILITY AND RESILIENCY FOR CUSTOMERS.	\$ 665,965	FIRST HALF OF 2029
162	SPRINGFIELD TOWNSHIP,WRIGHTSTOWN BOROUGH,PEMBERTON BOROUGH,SOUTHAMPTON TOWNSHIP,PEMBERTON TOWNSHIP,NEW HANOVER TOWNSHIP	UPGRADE SYSTEM CONSTRUCTION TO MEET THE DISTRIBUTION CIRCUIT OF THE FUTURE MODEL, WHERE NEEDED.	UPDATES TO THE DISTRIBUTION SYSTEM TO STRENGTHEN THE CORE INFRASTRUCTURE IN ORDER TO IMPROVE RELIABILITY AND RESILIENCY FOR CUSTOMERS.	\$ 229,240	FIRST HALF OF 2029
163	WOODLAND TOWNSHIP,PEMBERTON TOWNSHIP	UPGRADE SYSTEM CONSTRUCTION TO MEET THE DISTRIBUTION CIRCUIT OF THE FUTURE MODEL, WHERE NEEDED.	UPDATES TO THE DISTRIBUTION SYSTEM TO STRENGTHEN THE CORE INFRASTRUCTURE IN ORDER TO IMPROVE RELIABILITY AND RESILIENCY FOR CUSTOMERS.	\$ 794,650	FIRST HALF OF 2029
164	PLUMSTED TOWNSHIP,MILLSTONE TOWNSHIP,UPPER FREEHOLD TOWNSHIP,JACKSON TOWNSHIP	UPGRADE SYSTEM CONSTRUCTION TO MEET THE DISTRIBUTION CIRCUIT OF THE FUTURE MODEL, WHERE NEEDED.	UPDATES TO THE DISTRIBUTION SYSTEM TO STRENGTHEN THE CORE INFRASTRUCTURE IN ORDER TO IMPROVE RELIABILITY AND RESILIENCY FOR CUSTOMERS.	\$ 457,215	FIRST HALF OF 2029
165	MILLSTONE TOWNSHIP,FREEHOLD TOWNSHIP,UPPER FREEHOLD TOWNSHIP,FREEHOLD BOROUGH,JACKSON TOWNSHIP,MANALAPAN TOWNSHIP,SEASIDE PARK BOROUGH	UPGRADE SYSTEM CONSTRUCTION TO MEET THE DISTRIBUTION CIRCUIT OF THE FUTURE MODEL, WHERE NEEDED.	UPDATES TO THE DISTRIBUTION SYSTEM TO STRENGTHEN THE CORE INFRASTRUCTURE IN ORDER TO IMPROVE RELIABILITY AND RESILIENCY FOR CUSTOMERS.	\$ 656,305	FIRST HALF OF 2029
166	PEMBERTON TOWNSHIP,WOODLAND TOWNSHIP,PEMBERTON BOROUGH	UPGRADE SYSTEM CONSTRUCTION TO MEET THE DISTRIBUTION CIRCUIT OF THE FUTURE MODEL, WHERE NEEDED.	UPDATES TO THE DISTRIBUTION SYSTEM TO STRENGTHEN THE CORE INFRASTRUCTURE IN ORDER TO IMPROVE RELIABILITY AND RESILIENCY FOR CUSTOMERS.	\$ 11,800	FIRST HALF OF 2029
167	HOWELL TOWNSHIP,JACKSON TOWNSHIP,TOMS RIVER TOWNSHIP,LAKEWOOD TOWNSHIP	UPGRADE SYSTEM CONSTRUCTION TO MEET THE DISTRIBUTION CIRCUIT OF THE FUTURE MODEL, WHERE NEEDED.	UPDATES TO THE DISTRIBUTION SYSTEM TO STRENGTHEN THE CORE INFRASTRUCTURE IN ORDER TO IMPROVE RELIABILITY AND RESILIENCY FOR CUSTOMERS.	\$ 19,480	FIRST HALF OF 2029
168	LACEY TOWNSHIP,BARNEGAT TOWNSHIP,OCEAN TOWNSHIP,OCEAN TOWNSHIP	UPGRADE SYSTEM CONSTRUCTION TO MEET THE DISTRIBUTION CIRCUIT OF THE FUTURE MODEL, WHERE NEEDED.	UPDATES TO THE DISTRIBUTION SYSTEM TO STRENGTHEN THE CORE INFRASTRUCTURE IN ORDER TO IMPROVE RELIABILITY AND RESILIENCY FOR CUSTOMERS.	\$ 264,730	FIRST HALF OF 2029
169	LACEY TOWNSHIP,SHREWSBURY BOROUGH,BERKELEY TOWNSHIP,OCEAN TOWNSHIP,LAKEWOOD TOWNSHIP	UPGRADE SYSTEM CONSTRUCTION TO MEET THE DISTRIBUTION CIRCUIT OF THE FUTURE MODEL, WHERE NEEDED.	UPDATES TO THE DISTRIBUTION SYSTEM TO STRENGTHEN THE CORE INFRASTRUCTURE IN ORDER TO IMPROVE RELIABILITY AND RESILIENCY FOR CUSTOMERS.	\$ 227,815	FIRST HALF OF 2029

170		BERKELEY TOWNSHIP, LACEY TOWNSHIP, SOUTHAMPTON TOWNSHIP, OCEAN TOWNSHIP	UPGRADE SYSTEM CONSTRUCTION TO MEET THE DISTRIBUTION CIRCUIT OF THE FUTURE MODEL, WHERE NEEDED.	UPDATES TO THE DISTRIBUTION SYSTEM TO STRENGTHEN THE CORE INFRASTRUCTURE IN ORDER TO IMPROVE RELIABILITY AND RESILIENCY FOR CUSTOMERS.	\$ 28,920	FIRST HALF OF 2029
171		NORTH HANOVER TOWNSHIP, NEW HANOVER TOWNSHIP, WRIGHTSTOWN BOROUGH, PEMBERTON TOWNSHIP, PEMBERTON BOROUGH, SPRINGFIELD TOWNSHIP	UPGRADE SYSTEM CONSTRUCTION TO MEET THE DISTRIBUTION CIRCUIT OF THE FUTURE MODEL, WHERE NEEDED.	UPDATES TO THE DISTRIBUTION SYSTEM TO STRENGTHEN THE CORE INFRASTRUCTURE IN ORDER TO IMPROVE RELIABILITY AND RESILIENCY FOR CUSTOMERS.	\$ 85,100	FIRST HALF OF 2029
172		TOMS RIVER TOWNSHIP, SOUTH TOMS RIVER BOROUGH, ISLAND HEIGHTS BOROUGH, SEASIDE PARK BOROUGH, BERKELEY TOWNSHIP, SAYREVILLE BOROUGH, OCEAN TOWNSHIP	UPGRADE SYSTEM CONSTRUCTION TO MEET THE DISTRIBUTION CIRCUIT OF THE FUTURE MODEL, WHERE NEEDED.	UPDATES TO THE DISTRIBUTION SYSTEM TO STRENGTHEN THE CORE INFRASTRUCTURE IN ORDER TO IMPROVE RELIABILITY AND RESILIENCY FOR CUSTOMERS.	\$ 237,365	FIRST HALF OF 2029
173		SOUTH TOMS RIVER BOROUGH, TOMS RIVER TOWNSHIP, LONG BRANCH CITY, BERKELEY TOWNSHIP	UPGRADE SYSTEM CONSTRUCTION TO MEET THE DISTRIBUTION CIRCUIT OF THE FUTURE MODEL, WHERE NEEDED.	UPDATES TO THE DISTRIBUTION SYSTEM TO STRENGTHEN THE CORE INFRASTRUCTURE IN ORDER TO IMPROVE RELIABILITY AND RESILIENCY FOR CUSTOMERS.	\$ 335,915	FIRST HALF OF 2029
174		LAKEWOOD TOWNSHIP, BRICK TOWNSHIP	UPGRADE SYSTEM CONSTRUCTION TO MEET THE DISTRIBUTION CIRCUIT OF THE FUTURE MODEL, WHERE NEEDED.	UPDATES TO THE DISTRIBUTION SYSTEM TO STRENGTHEN THE CORE INFRASTRUCTURE IN ORDER TO IMPROVE RELIABILITY AND RESILIENCY FOR CUSTOMERS.	\$ 77,625	FIRST HALF OF 2029
175		HOWELL TOWNSHIP, FARMINGDALE BOROUGH, JACKSON TOWNSHIP, MANCHESTER TOWNSHIP, NEPTUNE TOWNSHIP, WALL TOWNSHIP	UPGRADE SYSTEM CONSTRUCTION TO MEET THE DISTRIBUTION CIRCUIT OF THE FUTURE MODEL, WHERE NEEDED.	UPDATES TO THE DISTRIBUTION SYSTEM TO STRENGTHEN THE CORE INFRASTRUCTURE IN ORDER TO IMPROVE RELIABILITY AND RESILIENCY FOR CUSTOMERS.	\$ 156,745	FIRST HALF OF 2029
<b>TOTAL 2029 COSTS</b>					<b>\$ 28,801,785</b>	

CIRCUIT PROTECTION AND SECTIONIZATION 2024							
Location Count	LOCATION (Site No.)	TOWNSHIP (COUNTY)	DESCRIPTION	OBJECTIVE	COST ESTIMATE	PROJECTED IN-SERVICE DATE	
1	RECLOSER ON POLE BT70161DN	DENVILLE TOWNSHIP (MORRIS)	REPLACE EXISTING FUSES WITH THREE-PHASE ELECTRONIC RECLOSER WITH MICROPROCESSOR PROTECTION AND COMMUNICATION CONTROLS	MODERNIZED RECLOSER AND CONTROL ENABLE REAL-TIME MONITORING, RECLOSING CAPABILITY IMPROVES RELIABILITY. PROGRAMING RECLOSER TO TRIP ALL THREE PHASES WILL INCREASE SAFETY BY MITIGATING THE POTENTIAL FOR BACK FEED ON 4800V DELTA CIRCUIT	\$ 85,000	SECOND HALF OF 2024	
2	RECLOSER ON POLE BT40484LD	LAKEWOOD TOWNSHIP (OCEAN)	REPLACE EXISTING FUSES WITH THREE-PHASE ELECTRONIC RECLOSER WITH MICROPROCESSOR PROTECTION AND COMMUNICATION CONTROLS	MODERNIZED RECLOSER AND CONTROL ENABLE REAL-TIME MONITORING, RECLOSING CAPABILITY IMPROVES RELIABILITY. PROGRAMING RECLOSER TO TRIP ALL THREE PHASES WILL INCREASE SAFETY BY MITIGATING THE POTENTIAL FOR BACK FEED ON 4800V DELTA CIRCUIT	\$ 85,000	SECOND HALF OF 2024	
3	RECLOSER ON POLE UT3BEG2	BETHLEHEM TOWNSHIP (HUNTERDON)	REPLACE EXISTING FUSES WITH THREE-PHASE ELECTRONIC RECLOSER WITH MICROPROCESSOR PROTECTION AND COMMUNICATION CONTROLS	MODERNIZED RECLOSER AND CONTROL ENABLE REAL-TIME MONITORING, RECLOSING CAPABILITY IMPROVES RELIABILITY. PROGRAMING RECLOSER TO TRIP ALL THREE PHASES WILL INCREASE SAFETY BY MITIGATING THE POTENTIAL FOR BACK FEED ON 4800V DELTA CIRCUIT	\$ 85,000	SECOND HALF OF 2024	
4	RECLOSER ON POLE NJ175EA	EAST AMWELL TOWNSHIP (HUNTERDON)	REPLACE EXISTING FUSES WITH THREE-PHASE ELECTRONIC RECLOSER WITH MICROPROCESSOR PROTECTION AND COMMUNICATION CONTROLS	MODERNIZED RECLOSER AND CONTROL ENABLE REAL-TIME MONITORING, RECLOSING CAPABILITY IMPROVES RELIABILITY. PROGRAMING RECLOSER TO TRIP ALL THREE PHASES WILL INCREASE SAFETY BY MITIGATING THE POTENTIAL FOR BACK FEED ON 4800V DELTA CIRCUIT	\$ 85,000	SECOND HALF OF 2024	
5	RECLOSER ON POLE BT45198DVT	TOMS RIVER TOWNSHIP (OCEAN)	REPLACE EXISTING FUSES WITH THREE-PHASE ELECTRONIC RECLOSER WITH MICROPROCESSOR PROTECTION AND COMMUNICATION CONTROLS	MODERNIZED RECLOSER AND CONTROL ENABLE REAL-TIME MONITORING, RECLOSING CAPABILITY IMPROVES RELIABILITY. PROGRAMING RECLOSER TO TRIP ALL THREE PHASES WILL INCREASE SAFETY BY MITIGATING THE POTENTIAL FOR BACK FEED ON 4800V DELTA CIRCUIT	\$ 85,000	SECOND HALF OF 2024	
6	RECLOSER ON POLE BT1060ETN	EATONTOWN BOROUGH (MONMOUTH)	REPLACE EXISTING FUSES WITH THREE-PHASE ELECTRONIC RECLOSER WITH MICROPROCESSOR PROTECTION AND COMMUNICATION CONTROLS	MODERNIZED RECLOSER AND CONTROL ENABLE REAL-TIME MONITORING, RECLOSING CAPABILITY IMPROVES RELIABILITY. PROGRAMING RECLOSER TO TRIP ALL THREE PHASES WILL INCREASE SAFETY BY MITIGATING THE POTENTIAL FOR BACK FEED ON 4800V DELTA CIRCUIT	\$ 85,000	SECOND HALF OF 2024	
7	RECLOSER ON POLE BT1604AP	ALPHA BOROUGH (WARREN)	REPLACE EXISTING FUSES WITH THREE-PHASE ELECTRONIC RECLOSER WITH MICROPROCESSOR PROTECTION AND COMMUNICATION CONTROLS	MODERNIZED RECLOSER AND CONTROL ENABLE REAL-TIME MONITORING, RECLOSING CAPABILITY IMPROVES RELIABILITY. PROGRAMING RECLOSER TO TRIP ALL THREE PHASES WILL INCREASE SAFETY BY MITIGATING THE POTENTIAL FOR BACK FEED ON 4800V DELTA CIRCUIT	\$ 85,000	SECOND HALF OF 2024	
<b>TOTAL 2024 COSTS</b>					<b>\$ 595,000</b>		

CIRCUIT PROTECTION AND SECTIONIZATION 2025						
Location Count	LOCATION (Site No.)	TOWNSHIP (COUNTY)	DESCRIPTION	OBJECTIVE	COST ESTIMATE	PROJECTED IN-SERVICE DATE
8	RECLOSER ON POLE BT45104BEC	BEACHWOOD BOROUGH (OCEAN)	REPLACE EXISTING FUSES WITH THREE-PHASE ELECTRONIC RECLOSER WITH MICROPROCESSOR PROTECTION AND COMMUNICATION CONTROLS	MODERNIZED RECLOSER AND CONTROL ENABLE REAL-TIME MONITORING, RECLOSING CAPABILITY IMPROVES RELIABILITY. PROGRAMING RECLOSER TO TRIP ALL THREE PHASES WILL INCREASE SAFETY BY MITIGATING THE POTENTIAL FOR BACK FEED ON 4800V DELTA CIRCUIT	\$ 85,000	FIRST HALF OF 2025
9	RECLOSER ON POLE JC256F	FREEHOLD BOROUGH (MONMOUTH)	REPLACE EXISTING FUSES WITH THREE-PHASE ELECTRONIC RECLOSER WITH MICROPROCESSOR PROTECTION AND COMMUNICATION CONTROLS	MODERNIZED RECLOSER AND CONTROL ENABLE REAL-TIME MONITORING, RECLOSING CAPABILITY IMPROVES RELIABILITY. PROGRAMING RECLOSER TO TRIP ALL THREE PHASES WILL INCREASE SAFETY BY MITIGATING THE POTENTIAL FOR BACK FEED ON 4800V DELTA CIRCUIT	\$ 85,000	FIRST HALF OF 2025
10	RECLOSER ON POLE NJ64LB	LEBANON BOROUGH (HUNTERDON)	REPLACE EXISTING FUSES WITH THREE-PHASE ELECTRONIC RECLOSER WITH MICROPROCESSOR PROTECTION AND COMMUNICATION CONTROLS	MODERNIZED RECLOSER AND CONTROL ENABLE REAL-TIME MONITORING, RECLOSING CAPABILITY IMPROVES RELIABILITY. PROGRAMING RECLOSER TO TRIP ALL THREE PHASES WILL INCREASE SAFETY BY MITIGATING THE POTENTIAL FOR BACK FEED ON 4800V DELTA CIRCUIT	\$ 85,000	FIRST HALF OF 2025
11	RECLOSER ON POLE BT60014RN	RUMSON BOROUGH (MONMOUTH)	REPLACE EXISTING FUSES WITH THREE-PHASE ELECTRONIC RECLOSER WITH MICROPROCESSOR PROTECTION AND COMMUNICATION CONTROLS	MODERNIZED RECLOSER AND CONTROL ENABLE REAL-TIME MONITORING, RECLOSING CAPABILITY IMPROVES RELIABILITY. PROGRAMING RECLOSER TO TRIP ALL THREE PHASES WILL INCREASE SAFETY BY MITIGATING THE POTENTIAL FOR BACK FEED ON 4800V DELTA CIRCUIT	\$ 85,000	FIRST HALF OF 2025
12	RECLOSER ON POLE JC266RN	RUMSON BOROUGH (MONMOUTH)	REPLACE EXISTING FUSES WITH THREE-PHASE ELECTRONIC RECLOSER WITH MICROPROCESSOR PROTECTION AND COMMUNICATION CONTROLS	MODERNIZED RECLOSER AND CONTROL ENABLE REAL-TIME MONITORING, RECLOSING CAPABILITY IMPROVES RELIABILITY. PROGRAMING RECLOSER TO TRIP ALL THREE PHASES WILL INCREASE SAFETY BY MITIGATING THE POTENTIAL FOR BACK FEED ON 4800V DELTA CIRCUIT	\$ 85,000	FIRST HALF OF 2025
13	RECLOSER ON POLE 214170A38554	BERKELEY TOWNSHIP (OCEAN)	REPLACE EXISTING FUSES WITH THREE-PHASE ELECTRONIC RECLOSER WITH MICROPROCESSOR PROTECTION AND COMMUNICATION CONTROLS	MODERNIZED RECLOSER AND CONTROL ENABLE REAL-TIME MONITORING, RECLOSING CAPABILITY IMPROVES RELIABILITY. PROGRAMING RECLOSER TO TRIP ALL THREE PHASES WILL INCREASE SAFETY BY MITIGATING THE POTENTIAL FOR BACK FEED ON 4800V DELTA CIRCUIT	\$ 85,000	FIRST HALF OF 2025
14	RECLOSER ON POLE JC608B	BERKELEY TOWNSHIP (OCEAN)	REPLACE EXISTING FUSES WITH THREE-PHASE ELECTRONIC RECLOSER WITH MICROPROCESSOR PROTECTION AND COMMUNICATION CONTROLS	MODERNIZED RECLOSER AND CONTROL ENABLE REAL-TIME MONITORING, RECLOSING CAPABILITY IMPROVES RELIABILITY. PROGRAMING RECLOSER TO TRIP ALL THREE PHASES WILL INCREASE SAFETY BY MITIGATING THE POTENTIAL FOR BACK FEED ON 4800V DELTA CIRCUIT	\$ 85,000	SECOND HALF OF 2025
15	RECLOSER ON POLE NJ32NT	NEWTON TOWN (SUSSEX)	REPLACE EXISTING FUSES WITH THREE-PHASE ELECTRONIC RECLOSER WITH MICROPROCESSOR PROTECTION AND COMMUNICATION CONTROLS	MODERNIZED RECLOSER AND CONTROL ENABLE REAL-TIME MONITORING, RECLOSING CAPABILITY IMPROVES RELIABILITY. PROGRAMING RECLOSER TO TRIP ALL THREE PHASES WILL INCREASE SAFETY BY MITIGATING THE POTENTIAL FOR BACK FEED ON 4800V DELTA CIRCUIT	\$ 85,000	SECOND HALF OF 2025
16	RECLOSER ON POLE JC302RBK	RED BANK BOROUGH (MONMOUTH)	REPLACE EXISTING FUSES WITH THREE-PHASE ELECTRONIC RECLOSER WITH MICROPROCESSOR PROTECTION AND COMMUNICATION CONTROLS	MODERNIZED RECLOSER AND CONTROL ENABLE REAL-TIME MONITORING, RECLOSING CAPABILITY IMPROVES RELIABILITY. PROGRAMING RECLOSER TO TRIP ALL THREE PHASES WILL INCREASE SAFETY BY MITIGATING THE POTENTIAL FOR BACK FEED ON 4800V DELTA CIRCUIT	\$ 85,000	SECOND HALF OF 2025
17	RECLOSER ON POLE BT1867AP	BYRAM TOWNSHIP (SUSSEX)	REPLACE EXISTING FUSES WITH THREE-PHASE ELECTRONIC RECLOSER WITH MICROPROCESSOR PROTECTION AND COMMUNICATION CONTROLS	MODERNIZED RECLOSER AND CONTROL ENABLE REAL-TIME MONITORING, RECLOSING CAPABILITY IMPROVES RELIABILITY. PROGRAMING RECLOSER TO TRIP ALL THREE PHASES WILL INCREASE SAFETY BY MITIGATING THE POTENTIAL FOR BACK FEED ON 4800V DELTA CIRCUIT	\$ 85,000	SECOND HALF OF 2025



18	RECLOSER ON POLE	JC294RBK	RED BANK BOROUGH (MONMOUTH)	REPLACE EXISTING FUSES WITH THREE-PHASE ELECTRONIC RECLOSER WITH MICROPROCESSOR PROTECTION AND COMMUNICATION CONTROLS.	MODERNIZED RECLOSER AND CONTROL ENABLE REAL-TIME MONITORING, RECLOSING CAPABILITY IMPROVES RELIABILITY. PROGRAMING RECLOSER TO TRIP ALL THREE PHASES WILL INCREASE SAFETY BY MITIGATING THE POTENTIAL FOR BACK FEED ON 4800V DELTA CIRCUIT.	\$ 85,000	SECOND HALF OF 2025
19	RECLOSER ON POLE	BT45027DVT	TOMS RIVER TOWNSHIP (OCEAN)	REPLACE EXISTING FUSES WITH THREE-PHASE ELECTRONIC RECLOSER WITH MICROPROCESSOR PROTECTION AND COMMUNICATION CONTROLS.	MODERNIZED RECLOSER AND CONTROL ENABLE REAL-TIME MONITORING, RECLOSING CAPABILITY IMPROVES RELIABILITY. PROGRAMING RECLOSER TO TRIP ALL THREE PHASES WILL INCREASE SAFETY BY MITIGATING THE POTENTIAL FOR BACK FEED ON 4800V DELTA CIRCUIT.	\$ 85,000	SECOND HALF OF 2025
20	RECLOSER ON POLE	JC634RN	RUMSON BOROUGH (MONMOUTH)	REPLACE EXISTING FUSES WITH THREE-PHASE ELECTRONIC RECLOSER WITH MICROPROCESSOR PROTECTION AND COMMUNICATION CONTROLS.	MODERNIZED RECLOSER AND CONTROL ENABLE REAL-TIME MONITORING, RECLOSING CAPABILITY IMPROVES RELIABILITY. PROGRAMING RECLOSER TO TRIP ALL THREE PHASES WILL INCREASE SAFETY BY MITIGATING THE POTENTIAL FOR BACK FEED ON 4800V DELTA CIRCUIT.	\$ 85,000	SECOND HALF OF 2025
<b>TOTAL 2025 COSTS</b>						<b>\$ 1,105,000</b>	

CIRCUIT PROTECTION AND SECTIONIZATION 2026							
Location Count	LOCATION (Site No.)	TOWNSHIP (COUNTY)	DESCRIPTION	OBJECTIVE	COST ESTIMATE	PROJECTED IN-SERVICE DATE	
21	RECLOSER ON POLE BT598ETN	EATONTOWN BOROUGH (MONMOUTH)	REPLACE EXISTING FUSES WITH THREE-PHASE ELECTRONIC RECLOSER WITH MICROPROCESSOR PROTECTION AND COMMUNICATION CONTROLS	MODERNIZED RECLOSER AND CONTROL ENABLE REAL-TIME MONITORING, RECLOSING CAPABILITY IMPROVES RELIABILITY. PROGRAMING RECLOSER TO TRIP ALL THREE PHASES WILL INCREASE SAFETY BY MITIGATING THE POTENTIAL FOR BACK FEED ON 4800V DELTA CIRCUIT	\$ 85,000	SECOND HALF OF 2026	
22	RECLOSER ON POLE BT70077L	LAMBERTVILLE CITY (HUNTERDON)	REPLACE EXISTING FUSES WITH THREE-PHASE ELECTRONIC RECLOSER WITH MICROPROCESSOR PROTECTION AND COMMUNICATION CONTROLS	MODERNIZED RECLOSER AND CONTROL ENABLE REAL-TIME MONITORING, RECLOSING CAPABILITY IMPROVES RELIABILITY. PROGRAMING RECLOSER TO TRIP ALL THREE PHASES WILL INCREASE SAFETY BY MITIGATING THE POTENTIAL FOR BACK FEED ON 4800V DELTA CIRCUIT	\$ 85,000	SECOND HALF OF 2026	
23	RECLOSER ON POLE BT1799PG	PHILLIPSBURG TOWN (WARREN)	REPLACE EXISTING FUSES WITH THREE-PHASE ELECTRONIC RECLOSER WITH MICROPROCESSOR PROTECTION AND COMMUNICATION CONTROLS	MODERNIZED RECLOSER AND CONTROL ENABLE REAL-TIME MONITORING, RECLOSING CAPABILITY IMPROVES RELIABILITY. PROGRAMING RECLOSER TO TRIP ALL THREE PHASES WILL INCREASE SAFETY BY MITIGATING THE POTENTIAL FOR BACK FEED ON 4800V DELTA CIRCUIT	\$ 85,000	SECOND HALF OF 2026	
24	RECLOSER ON POLE NJ412NT	NEWTON TOWN (SUSSEX)	REPLACE EXISTING FUSES WITH THREE-PHASE ELECTRONIC RECLOSER WITH MICROPROCESSOR PROTECTION AND COMMUNICATION CONTROLS	MODERNIZED RECLOSER AND CONTROL ENABLE REAL-TIME MONITORING, RECLOSING CAPABILITY IMPROVES RELIABILITY. PROGRAMING RECLOSER TO TRIP ALL THREE PHASES WILL INCREASE SAFETY BY MITIGATING THE POTENTIAL FOR BACK FEED ON 4800V DELTA CIRCUIT	\$ 85,000	SECOND HALF OF 2026	
25	RECLOSER ON POLE JC778RBK	RED BANK BOROUGH (MONMOUTH)	REPLACE EXISTING FUSES WITH THREE-PHASE ELECTRONIC RECLOSER WITH MICROPROCESSOR PROTECTION AND COMMUNICATION CONTROLS	MODERNIZED RECLOSER AND CONTROL ENABLE REAL-TIME MONITORING, RECLOSING CAPABILITY IMPROVES RELIABILITY. PROGRAMING RECLOSER TO TRIP ALL THREE PHASES WILL INCREASE SAFETY BY MITIGATING THE POTENTIAL FOR BACK FEED ON 4800V DELTA CIRCUIT	\$ 85,000	SECOND HALF OF 2026	
26	RECLOSER ON POLE NJ170RK	ROCKAWAY BOROUGH (MORRIS)	REPLACE EXISTING FUSES WITH THREE-PHASE ELECTRONIC RECLOSER WITH MICROPROCESSOR PROTECTION AND COMMUNICATION CONTROLS	MODERNIZED RECLOSER AND CONTROL ENABLE REAL-TIME MONITORING, RECLOSING CAPABILITY IMPROVES RELIABILITY. PROGRAMING RECLOSER TO TRIP ALL THREE PHASES WILL INCREASE SAFETY BY MITIGATING THE POTENTIAL FOR BACK FEED ON 4800V DELTA CIRCUIT	\$ 85,000	SECOND HALF OF 2026	
27	RECLOSER ON POLE UT8ANE	ALEXANDRIA TOWNSHIP (HUNTERDON)	REPLACE EXISTING FUSES WITH THREE-PHASE ELECTRONIC RECLOSER WITH MICROPROCESSOR PROTECTION AND COMMUNICATION CONTROLS	MODERNIZED RECLOSER AND CONTROL ENABLE REAL-TIME MONITORING, RECLOSING CAPABILITY IMPROVES RELIABILITY. PROGRAMING RECLOSER TO TRIP ALL THREE PHASES WILL INCREASE SAFETY BY MITIGATING THE POTENTIAL FOR BACK FEED ON 4800V DELTA CIRCUIT	\$ 85,000	SECOND HALF OF 2026	
<b>TOTAL 2026 COSTS</b>					<b>\$ 595,000</b>		

CIRCUIT PROTECTION AND SECTIONIZATION 2027						
Location Count	LOCATION (Site No.)	TOWNSHIP (COUNTY)	DESCRIPTION	OBJECTIVE	COST ESTIMATE	PROJECTED IN-SERVICE DATE
28	RECLOSER ON POLE 217709A54789	LITTLE SILVER BOROUGH (MONMOUTH)	REPLACE EXISTING FUSES WITH THREE-PHASE ELECTRONIC RECLOSER WITH MICROPROCESSOR PROTECTION AND COMMUNICATION CONTROLS.	MODERNIZED RECLOSER AND CONTROL ENABLE REAL-TIME MONITORING, RECLOSING CAPABILITY IMPROVES RELIABILITY. PROGRAMING RECLOSER TO TRIP ALL THREE PHASES WILL INCREASE SAFETY BY MITIGATING THE POTENTIAL FOR BACK FEED ON 4800V DELTA CIRCUIT.	\$ 85,000	SECOND HALF OF 2027
29	RECLOSER ON POLE NJ608LX	LOPATCONG TOWNSHIP (WARREN)	REPLACE EXISTING FUSES WITH THREE-PHASE ELECTRONIC RECLOSER WITH MICROPROCESSOR PROTECTION AND COMMUNICATION CONTROLS.	MODERNIZED RECLOSER AND CONTROL ENABLE REAL-TIME MONITORING, RECLOSING CAPABILITY IMPROVES RELIABILITY. PROGRAMING RECLOSER TO TRIP ALL THREE PHASES WILL INCREASE SAFETY BY MITIGATING THE POTENTIAL FOR BACK FEED ON 4800V DELTA CIRCUIT.	\$ 85,000	SECOND HALF OF 2027
30	RECLOSER ON POLE BT45012BEC	BEACHWOOD BOROUGH (OCEAN)	REPLACE EXISTING FUSES WITH THREE-PHASE ELECTRONIC RECLOSER WITH MICROPROCESSOR PROTECTION AND COMMUNICATION CONTROLS.	MODERNIZED RECLOSER AND CONTROL ENABLE REAL-TIME MONITORING, RECLOSING CAPABILITY IMPROVES RELIABILITY. PROGRAMING RECLOSER TO TRIP ALL THREE PHASES WILL INCREASE SAFETY BY MITIGATING THE POTENTIAL FOR BACK FEED ON 4800V DELTA CIRCUIT.	\$ 85,000	SECOND HALF OF 2027
31	RECLOSER ON POLE NJ287DN	DENVILLE TOWNSHIP (MORRIS)	REPLACE EXISTING FUSES WITH THREE-PHASE ELECTRONIC RECLOSER WITH MICROPROCESSOR PROTECTION AND COMMUNICATION CONTROLS.	MODERNIZED RECLOSER AND CONTROL ENABLE REAL-TIME MONITORING, RECLOSING CAPABILITY IMPROVES RELIABILITY. PROGRAMING RECLOSER TO TRIP ALL THREE PHASES WILL INCREASE SAFETY BY MITIGATING THE POTENTIAL FOR BACK FEED ON 4800V DELTA CIRCUIT.	\$ 85,000	SECOND HALF OF 2027
<b>TOTAL 2027 COSTS</b>					<b>\$ 340,000</b>	

CIRCUIT PROTECTION AND SECTIONIZATION 2028						
Location Count	LOCATION (Site No.)	TOWNSHIP (COUNTY)	DESCRIPTION	OBJECTIVE	COST ESTIMATE	PROJECTED IN-SERVICE DATE
32	RECLOSER ON POLE JC115STR	SOUTH TOMS RIVER BOROUGH (OCEAN)	REPLACE EXISTING FUSES WITH THREE-PHASE ELECTRONIC RECLOSER WITH MICROPROCESSOR PROTECTION AND COMMUNICATION CONTROLS	MODERNIZED RECLOSER AND CONTROL ENABLE REAL-TIME MONITORING, RECLOSING CAPABILITY IMPROVES RELIABILITY. PROGRAMING RECLOSER TO TRIP ALL THREE PHASES WILL INCREASE SAFETY BY MITIGATING THE POTENTIAL FOR BACK FEED ON 4800V DELTA CIRCUIT	\$ 85,000	FIRST HALF OF 2028
33	RECLOSER ON POLE BT888PPB	POINT PLEASANT BOROUGH (OCEAN)	REPLACE EXISTING FUSES WITH THREE-PHASE ELECTRONIC RECLOSER WITH MICROPROCESSOR PROTECTION AND COMMUNICATION CONTROLS	MODERNIZED RECLOSER AND CONTROL ENABLE REAL-TIME MONITORING, RECLOSING CAPABILITY IMPROVES RELIABILITY. PROGRAMING RECLOSER TO TRIP ALL THREE PHASES WILL INCREASE SAFETY BY MITIGATING THE POTENTIAL FOR BACK FEED ON 4800V DELTA CIRCUIT	\$ 85,000	FIRST HALF OF 2028
34	RECLOSER ON POLE JC264PPBT146	POINT PLEASANT BOROUGH (OCEAN)	REPLACE EXISTING FUSES WITH THREE-PHASE ELECTRONIC RECLOSER WITH MICROPROCESSOR PROTECTION AND COMMUNICATION CONTROLS	MODERNIZED RECLOSER AND CONTROL ENABLE REAL-TIME MONITORING, RECLOSING CAPABILITY IMPROVES RELIABILITY. PROGRAMING RECLOSER TO TRIP ALL THREE PHASES WILL INCREASE SAFETY BY MITIGATING THE POTENTIAL FOR BACK FEED ON 4800V DELTA CIRCUIT	\$ 85,000	FIRST HALF OF 2028
35	RECLOSER ON POLE NJ2104RTH	RARITAN TOWNSHIP (HUNTERDON)	REPLACE EXISTING FUSES WITH THREE-PHASE ELECTRONIC RECLOSER WITH MICROPROCESSOR PROTECTION AND COMMUNICATION CONTROLS	MODERNIZED RECLOSER AND CONTROL ENABLE REAL-TIME MONITORING, RECLOSING CAPABILITY IMPROVES RELIABILITY. PROGRAMING RECLOSER TO TRIP ALL THREE PHASES WILL INCREASE SAFETY BY MITIGATING THE POTENTIAL FOR BACK FEED ON 4800V DELTA CIRCUIT	\$ 85,000	SECOND HALF OF 2028
36	RECLOSER ON POLE NJ349FN904	FLEMINGTON BOROUGH (HUNTERDON)	REPLACE EXISTING FUSES WITH THREE-PHASE ELECTRONIC RECLOSER WITH MICROPROCESSOR PROTECTION AND COMMUNICATION CONTROLS	MODERNIZED RECLOSER AND CONTROL ENABLE REAL-TIME MONITORING, RECLOSING CAPABILITY IMPROVES RELIABILITY. PROGRAMING RECLOSER TO TRIP ALL THREE PHASES WILL INCREASE SAFETY BY MITIGATING THE POTENTIAL FOR BACK FEED ON 4800V DELTA CIRCUIT	\$ 85,000	SECOND HALF OF 2028
<b>TOTAL 2028 COSTS</b>					<b>\$ 425,000</b>	

CIRCUIT PROTECTION AND SECTIONIZATION 2029						
Location Count	LOCATION (Site No.)	TOWNSHIP (COUNTY)	DESCRIPTION	OBJECTIVE	COST ESTIMATE	PROJECTED IN-SERVICE DATE
37	RECLOSER ON POLE BT19WAT552	WEST AMWELL TOWNSHIP (HUNTERDON)	REPLACE EXISTING FUSES WITH THREE-PHASE ELECTRONIC RECLOSER WITH MICROPROCESSOR PROTECTION AND COMMUNICATION CONTROLS	MODERNIZED RECLOSER AND CONTROL ENABLE REAL-TIME MONITORING, RECLOSING CAPABILITY IMPROVES RELIABILITY. PROGRAMING RECLOSER TO TRIP ALL THREE PHASES WILL INCREASE SAFETY BY MITIGATING THE POTENTIAL FOR BACK FEED ON 4800V DELTA CIRCUIT	\$ 85,000	FIRST HALF OF 2029
38	RECLOSER ON POLE BT1572AP	ALPHA BOROUGH (WARREN)	REPLACE EXISTING FUSES WITH THREE-PHASE ELECTRONIC RECLOSER WITH MICROPROCESSOR PROTECTION AND COMMUNICATION CONTROLS	MODERNIZED RECLOSER AND CONTROL ENABLE REAL-TIME MONITORING, RECLOSING CAPABILITY IMPROVES RELIABILITY. PROGRAMING RECLOSER TO TRIP ALL THREE PHASES WILL INCREASE SAFETY BY MITIGATING THE POTENTIAL FOR BACK FEED ON 4800V DELTA CIRCUIT	\$ 85,000	FIRST HALF OF 2029
39	RECLOSER ON POLE UT30NTHICK	NEWTON TOWN (SUSSEX)	REPLACE EXISTING FUSES WITH THREE-PHASE ELECTRONIC RECLOSER WITH MICROPROCESSOR PROTECTION AND COMMUNICATION CONTROLS	MODERNIZED RECLOSER AND CONTROL ENABLE REAL-TIME MONITORING, RECLOSING CAPABILITY IMPROVES RELIABILITY. PROGRAMING RECLOSER TO TRIP ALL THREE PHASES WILL INCREASE SAFETY BY MITIGATING THE POTENTIAL FOR BACK FEED ON 4800V DELTA CIRCUIT	\$ 85,000	FIRST HALF OF 2029
<b>TOTAL 2029 COSTS</b>					<b>\$ 255,000</b>	

UNDERGROUND CABLE REPLACEMENT 2024						
Location Count	LOCATION (Substation/Circuit)	TOWNSHIP	DESCRIPTION	OBJECTIVE	COST ESTIMATE	PROJECTED IN-SERVICE DATE
1		CLINTON TOWN, CLINTON TOWNSHIP, FRANKLIN TOWNSHIP	REPLACE UNDERGROUND BARE CONCENTRIC NEUTRAL CABLE WITH JACKED CABLE IN CONDUIT.	IMPROVE RELIABILITY BY MITIGATING UNDERGROUND CABLE FAULTS DUE TO DETERIORATIONS OVER TIME.	\$ 3,244,000	SECOND HALF OF 2024
<b>TOTAL 2024 COSTS</b>					<b>\$ 3,244,000</b>	
UNDERGROUND CABLE REPLACEMENT 2025						
Location Count	LOCATION (Substation/Circuit)	TOWNSHIP	DESCRIPTION	OBJECTIVE	COST ESTIMATE	PROJECTED IN-SERVICE DATE
2		MANCHESTER TOWNSHIP	REPLACE UNDERGROUND BARE CONCENTRIC NEUTRAL CABLE WITH JACKED CABLE IN CONDUIT.	IMPROVE RELIABILITY BY MITIGATING UNDERGROUND CABLE FAULTS DUE TO DETERIORATIONS OVER TIME.	\$ 3,891,000	FIRST HALF OF 2025
3		BERKELEY TOWNSHIP, TOMS RIVER TOWNSHIP	REPLACE UNDERGROUND BARE CONCENTRIC NEUTRAL CABLE WITH JACKED CABLE IN CONDUIT.	IMPROVE RELIABILITY BY MITIGATING UNDERGROUND CABLE FAULTS DUE TO DETERIORATIONS OVER TIME.	\$ 4,559,625	FIRST HALF OF 2025
4		ENGLISHTOWN BOROUGH, FREEHOLD BOROUGH, FREEHOLD TOWNSHIP, HOWELL TOWNSHIP, MANALAPAN TOWNSHIP	REPLACE UNDERGROUND BARE CONCENTRIC NEUTRAL CABLE WITH JACKED CABLE IN CONDUIT.	IMPROVE RELIABILITY BY MITIGATING UNDERGROUND CABLE FAULTS DUE TO DETERIORATIONS OVER TIME.	\$ 1,854,875	SECOND HALF OF 2025
<b>TOTAL 2025 COSTS</b>					<b>\$ 10,305,500</b>	
UNDERGROUND CABLE REPLACEMENT 2027						
Location Count	LOCATION (Substation/Circuit)	TOWNSHIP	DESCRIPTION	OBJECTIVE	COST ESTIMATE	PROJECTED IN-SERVICE DATE
5		HOPATCONG BOROUGH, JEFFERSON TOWNSHIP, MOUNT ARLINGTON BOROUGH, ROXBURY DENVILLE TOWNSHIP, MORRIS	REPLACE UNDERGROUND BARE CONCENTRIC NEUTRAL CABLE WITH JACKED CABLE IN CONDUIT.	IMPROVE RELIABILITY BY MITIGATING UNDERGROUND CABLE FAULTS DUE TO DETERIORATIONS OVER TIME.	\$ 2,231,500	FIRST HALF OF 2027
6		PLAINS BOROUGH, PARSIPPANY TROY HILLS TOWNSHIP	REPLACE UNDERGROUND BARE CONCENTRIC NEUTRAL CABLE WITH JACKED CABLE IN CONDUIT.	IMPROVE RELIABILITY BY MITIGATING UNDERGROUND CABLE FAULTS DUE TO DETERIORATIONS OVER TIME.	\$ 2,035,500	SECOND HALF OF 2027
7		ABERDEEN TOWNSHIP, HAZLET TOWNSHIP. KEANSBURG BOROUGH, KEYPORT BOROUGH, MATAWAN BOROUGH. OLD BRIDGE TOWNSHIP	REPLACE UNDERGROUND BARE CONCENTRIC NEUTRAL CABLE WITH JACKED CABLE IN CONDUIT.	IMPROVE RELIABILITY BY MITIGATING UNDERGROUND CABLE FAULTS DUE TO DETERIORATIONS OVER TIME.	\$ 1,995,875	SECOND HALF OF 2027
<b>TOTAL 2027 COSTS</b>					<b>\$ 6,262,875</b>	

UNDERGROUND CABLE REPLACEMENT 2028						
Location Count	LOCATION (Substation/Circuit)	TOWNSHIP	DESCRIPTION	OBJECTIVE	COST ESTIMATE	PROJECTED IN-SERVICE DATE
8		BARNEGAT TOWNSHIP, BERKELEY TOWNSHIP, LACEY TOWNSHIP, OCEAN TOWNSHIP	REPLACE UNDERGROUND BARE CONCENTRIC NEUTRAL CABLE WITH JACKED CABLE IN CONDUIT.	IMPROVE RELIABILITY BY MITIGATING UNDERGROUND CABLE FAULTS DUE TO DETERIORATIONS OVER TIME.	\$ 7,578,750	ALL YEAR
<b>TOTAL 2028 COSTS</b>					<b>\$ 7,578,750</b>	
UNDERGROUND CABLE REPLACEMENT 2029						
Location Count	LOCATION (Substation/Circuit)	TOWNSHIP	DESCRIPTION	OBJECTIVE	COST ESTIMATE	PROJECTED IN-SERVICE DATE
9		MIDDLETOWN TOWNSHIP, RED BANK BOROUGH	REPLACE UNDERGROUND BARE CONCENTRIC NEUTRAL CABLE WITH JACKED CABLE IN CONDUIT.	IMPROVE RELIABILITY BY MITIGATING UNDERGROUND CABLE FAULTS DUE TO DETERIORATIONS OVER TIME.	\$ 3,221,250	FIRST HALF OF 2029
<b>TOTAL 2029 COSTS</b>					<b>\$ 3,221,250</b>	

SELECTIVE UNDERGROUNDING 2024						
Location Count	LOCATION (Substation/Circuit)	TOWNSHIP	DESCRIPTION	OBJECTIVE	COST ESTIMATE	PROJECTED IN-SERVICE DATE
1		FREEHOLD BOROUGH, FREEHOLD TOWNSHIP	LOCATIONS THAT ARE DOUBLE-CIRCUITED SUBSTATION EGRESSSES OR DOUBLE CIRCUIT, THREE-PHASE OVERHEAD LINE SECTIONS TO BE PLACED UNDERGROUND.	PLACE OVERHEAD LINE SECTIONS UNDERGROUND TO REDUCE POTENTIAL CUSTOMER INTERRUPTIONS IN MOST OUTAGE CATEGORIES.	\$ 151,250	SECOND HALF OF 2024
2		FREEHOLD BOROUGH, FREEHOLD TOWNSHIP	LOCATIONS THAT ARE DOUBLE-CIRCUITED SUBSTATION EGRESSSES OR DOUBLE CIRCUIT, THREE-PHASE OVERHEAD LINE SECTIONS TO BE PLACED UNDERGROUND.	PLACE OVERHEAD LINE SECTIONS UNDERGROUND TO REDUCE POTENTIAL CUSTOMER INTERRUPTIONS IN MOST OUTAGE CATEGORIES.	\$ 728,750	SECOND HALF OF 2024
<b>TOTAL 2024 COSTS</b>					<b>\$ 880,000</b>	
SELECTIVE UNDERGROUNDING 2025						
Location Count	LOCATION (Substation/Circuit)	TOWNSHIP	DESCRIPTION	OBJECTIVE	COST ESTIMATE	PROJECTED IN-SERVICE DATE
3		FREEHOLD BOROUGH, FREEHOLD TOWNSHIP, HOWELL TOWNSHIP, MARLBORO TOWNSHIP	LOCATIONS THAT ARE DOUBLE-CIRCUITED SUBSTATION EGRESSSES OR DOUBLE CIRCUIT, THREE-PHASE OVERHEAD LINE SECTIONS TO BE PLACED UNDERGROUND.	PLACE OVERHEAD LINE SECTIONS UNDERGROUND TO REDUCE POTENTIAL CUSTOMER INTERRUPTIONS IN MOST OUTAGE CATEGORIES.	\$ 728,750	FIRST HALF OF 2025
4		ENGLISHTOWN BOROUGH, FREEHOLD BOROUGH, FREEHOLD TOWNSHIP, MANALAPAN TOWNSHIP	LOCATIONS THAT ARE DOUBLE-CIRCUITED SUBSTATION EGRESSSES OR DOUBLE CIRCUIT, THREE-PHASE OVERHEAD LINE SECTIONS TO BE PLACED UNDERGROUND.	PLACE OVERHEAD LINE SECTIONS UNDERGROUND TO REDUCE POTENTIAL CUSTOMER INTERRUPTIONS IN MOST OUTAGE CATEGORIES.	\$ 151,250	FIRST HALF OF 2025
<b>TOTAL 2025 COSTS</b>					<b>\$ 880,000</b>	



SELECTIVE UNDERGROUNDING 2026						
Location Count	LOCATION (Substation/Circuit)	TOWNSHIP	DESCRIPTION	OBJECTIVE	COST ESTIMATE	PROJECTED IN-SERVICE DATE
5		EAST WINDSOR TOWNSHIP, ENGLISHTOWN BOROUGH, JAMESBURG BOROUGH, MANALAPAN TOWNSHIP, MONROE TOWNSHIP, SPOTSWOOD	LOCATIONS THAT ARE DOUBLE-CIRCUITED SUBSTATION EGRESSSES OR DOUBLE CIRCUIT, THREE-PHASE OVERHEAD LINE SECTIONS TO BE PLACED UNDERGROUND	PLACE OVERHEAD LINE SECTIONS UNDERGROUND TO REDUCE POTENTIAL CUSTOMER INTERRUPTIONS IN MOST OUTAGE CATEGORIES.	\$ 467,500	FIRST HALF OF 2026
6		CRANBURY TOWNSHIP, MONROE TOWNSHIP	LOCATIONS THAT ARE DOUBLE-CIRCUITED SUBSTATION EGRESSSES OR DOUBLE CIRCUIT, THREE-PHASE OVERHEAD LINE SECTIONS TO BE PLACED UNDERGROUND	PLACE OVERHEAD LINE SECTIONS UNDERGROUND TO REDUCE POTENTIAL CUSTOMER INTERRUPTIONS IN MOST OUTAGE CATEGORIES.	\$ 412,500	FIRST HALF OF 2026
<b>TOTAL 2026 COSTS</b>					<b>\$ 880,000</b>	
SELECTIVE UNDERGROUNDING 2027						
Location Count	LOCATION (Substation/Circuit)	TOWNSHIP	DESCRIPTION	OBJECTIVE	COST ESTIMATE	PROJECTED IN-SERVICE DATE
7		COLTS NECK TOWNSHIP, FARMINGDALE BOROUGH, FREEHOLD TOWNSHIP, HOWELL TOWNSHIP	LOCATIONS THAT ARE DOUBLE-CIRCUITED SUBSTATION EGRESSSES OR DOUBLE CIRCUIT, THREE-PHASE OVERHEAD LINE SECTIONS TO BE PLACED UNDERGROUND	PLACE OVERHEAD LINE SECTIONS UNDERGROUND TO REDUCE POTENTIAL CUSTOMER INTERRUPTIONS IN MOST OUTAGE CATEGORIES.	\$ 137,500	FIRST HALF OF 2027
8		EAST WINDSOR TOWNSHIP, JAMESBURG BOROUGH, MONROE TOWNSHIP	LOCATIONS THAT ARE DOUBLE-CIRCUITED SUBSTATION EGRESSSES OR DOUBLE CIRCUIT, THREE-PHASE OVERHEAD LINE SECTIONS TO BE PLACED UNDERGROUND	PLACE OVERHEAD LINE SECTIONS UNDERGROUND TO REDUCE POTENTIAL CUSTOMER INTERRUPTIONS IN MOST OUTAGE CATEGORIES.	\$ 220,000	FIRST HALF OF 2027
9		JAMESBURG BOROUGH, MONROE TOWNSHIP	LOCATIONS THAT ARE DOUBLE-CIRCUITED SUBSTATION EGRESSSES OR DOUBLE CIRCUIT, THREE-PHASE OVERHEAD LINE SECTIONS TO BE PLACED UNDERGROUND	PLACE OVERHEAD LINE SECTIONS UNDERGROUND TO REDUCE POTENTIAL CUSTOMER INTERRUPTIONS IN MOST OUTAGE CATEGORIES.	\$ 467,500	FIRST HALF OF 2027
<b>TOTAL 2027 COSTS</b>					<b>\$ 825,000</b>	

SELECTIVE UNDERGROUNDING 2028						
Location Count	LOCATION (Substation/Circuit)	TOWNSHIP	DESCRIPTION	OBJECTIVE	COST ESTIMATE	PROJECTED IN-SERVICE DATE
10		FARMINGDALE BOROUGH, FREEHOLD BOROUGH, FREEHOLD TOWNSHIP, HOWELL TOWNSHIP, MARLBORO TOWNSHIP	LOCATIONS THAT ARE DOUBLE-CIRCUITED SUBSTATION EGRESSSES OR DOUBLE CIRCUIT, THREE-PHASE OVERHEAD LINE SECTIONS TO BE PLACED UNDERGROUND.	PLACE OVERHEAD LINE SECTIONS UNDERGROUND TO REDUCE POTENTIAL CUSTOMER INTERRUPTIONS IN MOST OUTAGE CATEGORIES.	\$ 137,500	FIRST HALF OF 2028
11		CRANBURY TOWNSHIP, EAST WINDSOR TOWNSHIP, JAMESBURG BOROUGH, MONROE TOWNSHIP	LOCATIONS THAT ARE DOUBLE-CIRCUITED SUBSTATION EGRESSSES OR DOUBLE CIRCUIT, THREE-PHASE OVERHEAD LINE SECTIONS TO BE PLACED UNDERGROUND.	PLACE OVERHEAD LINE SECTIONS UNDERGROUND TO REDUCE POTENTIAL CUSTOMER INTERRUPTIONS IN MOST OUTAGE CATEGORIES.	\$ 412,500	FIRST HALF OF 2028
12		EAST WINDSOR TOWNSHIP, MONROE TOWNSHIP	LOCATIONS THAT ARE DOUBLE-CIRCUITED SUBSTATION EGRESSSES OR DOUBLE CIRCUIT, THREE-PHASE OVERHEAD LINE SECTIONS TO BE PLACED UNDERGROUND.	PLACE OVERHEAD LINE SECTIONS UNDERGROUND TO REDUCE POTENTIAL CUSTOMER INTERRUPTIONS IN MOST OUTAGE CATEGORIES.	\$ 220,000	FIRST HALF OF 2028
<b>TOTAL 2028 COSTS</b>					<b>\$ 770,000</b>	
SELECTIVE UNDERGROUNDING 2029						
Location Count	LOCATION (Substation/Circuit)	TOWNSHIP	DESCRIPTION	OBJECTIVE	COST ESTIMATE	PROJECTED IN-SERVICE DATE
13		FREEHOLD BOROUGH, FREEHOLD TOWNSHIP, HOWELL TOWNSHIP, WALL TOWNSHIP, WEST WINDSOR TOWNSHIP	LOCATIONS THAT ARE DOUBLE-CIRCUITED SUBSTATION EGRESSSES OR DOUBLE CIRCUIT, THREE-PHASE OVERHEAD LINE SECTIONS TO BE PLACED UNDERGROUND.	PLACE OVERHEAD LINE SECTIONS UNDERGROUND TO REDUCE POTENTIAL CUSTOMER INTERRUPTIONS IN MOST OUTAGE CATEGORIES.	\$ 481,250	FIRST HALF OF 2029
14		FARMINGDALE BOROUGH, FREEHOLD BOROUGH, FREEHOLD TOWNSHIP, HOWELL TOWNSHIP, WALL TOWNSHIP	LOCATIONS THAT ARE DOUBLE-CIRCUITED SUBSTATION EGRESSSES OR DOUBLE CIRCUIT, THREE-PHASE OVERHEAD LINE SECTIONS TO BE PLACED UNDERGROUND.	PLACE OVERHEAD LINE SECTIONS UNDERGROUND TO REDUCE POTENTIAL CUSTOMER INTERRUPTIONS IN MOST OUTAGE CATEGORIES.	\$ 481,250	FIRST HALF OF 2029
<b>TOTAL 2029 COSTS</b>					<b>\$ 962,500</b>	

DISTRIBUTION VOLTAGE STANDARDIZATION 2025						
Location Count	LOCATION (Substation/Circuit)	TOWNSHIP	DESCRIPTION	OBJECTIVE	COST ESTIMATE	PROJECTED IN-SERVICE DATE
1		LONG BRANCH CITY	UPGRADE SELECTED AREAS OF THE DISTRIBUTION SYSTEM THAT ARE CURRENTLY AT 4KV TO 12KV AND TIE CAPACITY TO THE NEIGHBORING CIRCUITS.	A STANDARD VOLTAGE ALLOWS OPERATIONAL FLEXIBILITY, SYSTEM CAPACITY, AND RESILIENCY.	\$ 11,146,528	FIRST HALF OF 2025
1		LONG BRANCH CITY	UPGRADE SELECTED AREAS OF THE DISTRIBUTION SYSTEM THAT ARE CURRENTLY AT 4KV TO 12KV AND TIE CAPACITY TO THE NEIGHBORING CIRCUITS.	A STANDARD VOLTAGE ALLOWS OPERATIONAL FLEXIBILITY, SYSTEM CAPACITY, AND RESILIENCY.		FIRST HALF OF 2025
1		OCEAN TOWNSHIP, LONG BRANCH CITY, MONMOUTH BEACH BOROUGH	UPGRADE SELECTED AREAS OF THE DISTRIBUTION SYSTEM THAT ARE CURRENTLY AT 4KV TO 12KV AND TIE CAPACITY TO THE NEIGHBORING CIRCUITS.	A STANDARD VOLTAGE ALLOWS OPERATIONAL FLEXIBILITY, SYSTEM CAPACITY, AND RESILIENCY.		FIRST HALF OF 2025
1		WEST LONG BRANCH BOROUGH, LONG BRANCH CITY, NEPTUNE TOWNSHIP, OCEAN TOWNSHIP	UPGRADE SELECTED AREAS OF THE DISTRIBUTION SYSTEM THAT ARE CURRENTLY AT 4KV TO 12KV AND TIE CAPACITY TO THE NEIGHBORING CIRCUITS.	A STANDARD VOLTAGE ALLOWS OPERATIONAL FLEXIBILITY, SYSTEM CAPACITY, AND RESILIENCY.		FIRST HALF OF 2025
1		LONG BRANCH CITY	UPGRADE SELECTED AREAS OF THE DISTRIBUTION SYSTEM THAT ARE CURRENTLY AT 4KV TO 12KV AND TIE CAPACITY TO THE NEIGHBORING CIRCUITS.	A STANDARD VOLTAGE ALLOWS OPERATIONAL FLEXIBILITY, SYSTEM CAPACITY, AND RESILIENCY.		FIRST HALF OF 2025
1		OCEAN TOWNSHIP, LONG BRANCH CITY, MONMOUTH BEACH BOROUGH, WEST LONG BRANCH BOROUGH	UPGRADE SELECTED AREAS OF THE DISTRIBUTION SYSTEM THAT ARE CURRENTLY AT 4KV TO 12KV AND TIE CAPACITY TO THE NEIGHBORING CIRCUITS.	A STANDARD VOLTAGE ALLOWS OPERATIONAL FLEXIBILITY, SYSTEM CAPACITY, AND RESILIENCY.		FIRST HALF OF 2025
2		FRANKLIN TOWNSHIP, BETHLEHEM TOWNSHIP, GREENWICH TOWNSHIP, ALEXANDRIA TOWNSHIP, BLOOMSBURY	UPGRADE SELECTED AREAS OF THE DISTRIBUTION SYSTEM THAT ARE CURRENTLY AT 4KV TO 12KV AND TIE CAPACITY TO THE NEIGHBORING CIRCUITS.	A STANDARD VOLTAGE ALLOWS OPERATIONAL FLEXIBILITY, SYSTEM CAPACITY, AND RESILIENCY.	\$ 19,516,693	FIRST HALF OF 2025
2		HOLLAND TOWNSHIP, ALEXANDRIA TOWNSHIP, FRANKLIN TOWNSHIP, HAMPTON BOROUGH, WASHINGTON TOWNSHIP, BETHLEHEM TOWNSHIP, BLOOMSBURY	UPGRADE SELECTED AREAS OF THE DISTRIBUTION SYSTEM THAT ARE CURRENTLY AT 4KV TO 12KV AND TIE CAPACITY TO THE NEIGHBORING CIRCUITS.	A STANDARD VOLTAGE ALLOWS OPERATIONAL FLEXIBILITY, SYSTEM CAPACITY, AND RESILIENCY.		FIRST HALF OF 2025
2		BETHLEHEM TOWNSHIP, HAMPTON BOROUGH, WASHINGTON TOWNSHIP, GREENWICH TOWNSHIP, FRANKLIN TOWNSHIP, MILFORD BOROUGH, HAMPTON	UPGRADE SELECTED AREAS OF THE DISTRIBUTION SYSTEM THAT ARE CURRENTLY AT 4KV TO 12KV AND TIE CAPACITY TO THE NEIGHBORING CIRCUITS.	A STANDARD VOLTAGE ALLOWS OPERATIONAL FLEXIBILITY, SYSTEM CAPACITY, AND RESILIENCY.		FIRST HALF OF 2025
2		BOROUGH, MANSFIELD TOWNSHIP, BETHLEHEM TOWNSHIP, WASHINGTON TOWNSHIP, ALEXANDRIA TOWNSHIP, FRANKLIN TOWNSHIP, UNION TOWNSHIP, ALEXANDRIA	UPGRADE SELECTED AREAS OF THE DISTRIBUTION SYSTEM THAT ARE CURRENTLY AT 4KV TO 12KV AND TIE CAPACITY TO THE NEIGHBORING CIRCUITS.	A STANDARD VOLTAGE ALLOWS OPERATIONAL FLEXIBILITY, SYSTEM CAPACITY, AND RESILIENCY.		FIRST HALF OF 2025
2		TOWNSHIP, GREENWICH TOWNSHIP, SPARTA TOWNSHIP, FRANKLIN TOWNSHIP, POHATCONG TOWNSHIP, HOLLAND TOWNSHIP, BETHLEHEM	UPGRADE SELECTED AREAS OF THE DISTRIBUTION SYSTEM THAT ARE CURRENTLY AT 4KV TO 12KV AND TIE CAPACITY TO THE NEIGHBORING CIRCUITS.	A STANDARD VOLTAGE ALLOWS OPERATIONAL FLEXIBILITY, SYSTEM CAPACITY, AND RESILIENCY.		FIRST HALF OF 2025

Location Count	LOCATION (Substation/Circuit)	TOWNSHIP	DESCRIPTION	OBJECTIVE	COST ESTIMATE	PROJECTED IN-SERVICE DATE
3		HOPATCONG BOROUGH,JEFFERSON TOWNSHIP,WHARTON BOROUGH	UPGRADE SELECTED AREAS OF THE DISTRIBUTION SYSTEM THAT ARE CURRENTLY AT 4KV TO 12KV AND TIE CAPACITY TO THE NEIGHBORING CIRCUITS.	A STANDARD VOLTAGE ALLOWS OPERATIONAL FLEXIBILITY, SYSTEM CAPACITY, AND RESILIENCY.	\$ 11,205,767	FIRST HALF OF 2025
3		HOPATCONG BOROUGH,JEFFERSON TOWNSHIP	UPGRADE SELECTED AREAS OF THE DISTRIBUTION SYSTEM THAT ARE CURRENTLY AT 4KV TO 12KV AND TIE CAPACITY TO THE NEIGHBORING CIRCUITS.	A STANDARD VOLTAGE ALLOWS OPERATIONAL FLEXIBILITY, SYSTEM CAPACITY, AND RESILIENCY.		FIRST HALF OF 2025
3		SPARTA TOWNSHIP,JEFFERSON TOWNSHIP,HOPATCONG BOROUGH,PARSIPPANY TROY HILLS TOWNSHIP	UPGRADE SELECTED AREAS OF THE DISTRIBUTION SYSTEM THAT ARE CURRENTLY AT 4KV TO 12KV AND TIE CAPACITY TO THE NEIGHBORING CIRCUITS.	A STANDARD VOLTAGE ALLOWS OPERATIONAL FLEXIBILITY, SYSTEM CAPACITY, AND RESILIENCY.		FIRST HALF OF 2025
3		ROCKAWAY TOWNSHIP,JEFFERSON TOWNSHIP,MOUNT ARLINGTON BOROUGH,RANDOLPH TOWNSHIP,HOPATCONG BOROUGH,ROXBURY	UPGRADE SELECTED AREAS OF THE DISTRIBUTION SYSTEM THAT ARE CURRENTLY AT 4KV TO 12KV AND TIE CAPACITY TO THE NEIGHBORING CIRCUITS.	A STANDARD VOLTAGE ALLOWS OPERATIONAL FLEXIBILITY, SYSTEM CAPACITY, AND RESILIENCY.		FIRST HALF OF 2025
4		FREEHOLD BOROUGH,FREEHOLD TOWNSHIP	UPGRADE SELECTED AREAS OF THE DISTRIBUTION SYSTEM THAT ARE CURRENTLY AT 4KV TO 12KV AND TIE CAPACITY TO THE NEIGHBORING CIRCUITS.	A STANDARD VOLTAGE ALLOWS OPERATIONAL FLEXIBILITY, SYSTEM CAPACITY, AND RESILIENCY.	\$ 15,226,719	FIRST HALF OF 2025
4		FREEHOLD BOROUGH,FREEHOLD TOWNSHIP	UPGRADE SELECTED AREAS OF THE DISTRIBUTION SYSTEM THAT ARE CURRENTLY AT 4KV TO 12KV AND TIE CAPACITY TO THE NEIGHBORING CIRCUITS.	A STANDARD VOLTAGE ALLOWS OPERATIONAL FLEXIBILITY, SYSTEM CAPACITY, AND RESILIENCY.		FIRST HALF OF 2025
4		FREEHOLD TOWNSHIP,FREEHOLD BOROUGH	UPGRADE SELECTED AREAS OF THE DISTRIBUTION SYSTEM THAT ARE CURRENTLY AT 4KV TO 12KV AND TIE CAPACITY TO THE NEIGHBORING CIRCUITS.	A STANDARD VOLTAGE ALLOWS OPERATIONAL FLEXIBILITY, SYSTEM CAPACITY, AND RESILIENCY.		FIRST HALF OF 2025
4		FREEHOLD TOWNSHIP,MANALAPAN TOWNSHIP,FREEHOLD BOROUGH	UPGRADE SELECTED AREAS OF THE DISTRIBUTION SYSTEM THAT ARE CURRENTLY AT 4KV TO 12KV AND TIE CAPACITY TO THE NEIGHBORING CIRCUITS.	A STANDARD VOLTAGE ALLOWS OPERATIONAL FLEXIBILITY, SYSTEM CAPACITY, AND RESILIENCY.		FIRST HALF OF 2025
4		OLD BRIDGE TOWNSHIP,MANALAPAN TOWNSHIP,FREEHOLD BOROUGH,FREEHOLD TOWNSHIP,UPPER FREEHOLD	UPGRADE SELECTED AREAS OF THE DISTRIBUTION SYSTEM THAT ARE CURRENTLY AT 4KV TO 12KV AND TIE CAPACITY TO THE NEIGHBORING CIRCUITS.	A STANDARD VOLTAGE ALLOWS OPERATIONAL FLEXIBILITY, SYSTEM CAPACITY, AND RESILIENCY.		FIRST HALF OF 2025
5		MIDDLETOWN TOWNSHIP,MONMOUTH BEACH BOROUGH,SEA BRIGHT BOROUGH,LONG BRANCH CITY	UPGRADE SELECTED AREAS OF THE DISTRIBUTION SYSTEM THAT ARE CURRENTLY AT 4KV TO 12KV AND TIE CAPACITY TO THE NEIGHBORING CIRCUITS.	A STANDARD VOLTAGE ALLOWS OPERATIONAL FLEXIBILITY, SYSTEM CAPACITY, AND RESILIENCY.	\$ 10,223,095	FIRST HALF OF 2025
5		MONMOUTH BEACH BOROUGH	UPGRADE SELECTED AREAS OF THE DISTRIBUTION SYSTEM THAT ARE CURRENTLY AT 4KV TO 12KV AND TIE CAPACITY TO THE NEIGHBORING CIRCUITS.	A STANDARD VOLTAGE ALLOWS OPERATIONAL FLEXIBILITY, SYSTEM CAPACITY, AND RESILIENCY.		FIRST HALF OF 2025
5		MONMOUTH BEACH BOROUGH	UPGRADE SELECTED AREAS OF THE DISTRIBUTION SYSTEM THAT ARE CURRENTLY AT 4KV TO 12KV AND TIE CAPACITY TO THE NEIGHBORING CIRCUITS.	A STANDARD VOLTAGE ALLOWS OPERATIONAL FLEXIBILITY, SYSTEM CAPACITY, AND RESILIENCY.		FIRST HALF OF 2025

Location Count	LOCATION (Substation/Circuit)	TOWNSHIP	DESCRIPTION	OBJECTIVE	COST ESTIMATE	PROJECTED IN-SERVICE DATE
5		SEA BRIGHT BOROUGH, MONMOUTH BEACH BOROUGH	UPGRADE SELECTED AREAS OF THE DISTRIBUTION SYSTEM THAT ARE CURRENTLY AT 4KV TO 12KV AND TIE CAPACITY TO THE NEIGHBORING CIRCUITS.	A STANDARD VOLTAGE ALLOWS OPERATIONAL FLEXIBILITY, SYSTEM CAPACITY, AND RESILIENCY.		FIRST HALF OF 2025
5		LONG BRANCH CITY, MONMOUTH BEACH BOROUGH	UPGRADE SELECTED AREAS OF THE DISTRIBUTION SYSTEM THAT ARE CURRENTLY AT 4KV TO 12KV AND TIE CAPACITY TO THE NEIGHBORING CIRCUITS.	A STANDARD VOLTAGE ALLOWS OPERATIONAL FLEXIBILITY, SYSTEM CAPACITY, AND RESILIENCY.		FIRST HALF OF 2025
<b>TOTAL 2025 COSTS</b>					<b>\$ 67,318,802</b>	

Location Count	LOCATION (Substation/Circuit)	TOWNSHIP	DESCRIPTION	OBJECTIVE	COST ESTIMATE	PROJECTED IN-SERVICE DATE
<b>DISTRIBUTION VOLTAGE STANDARDIZATION 2026</b>						
Location Count	LOCATION (Substation/Circuit)	TOWNSHIP	DESCRIPTION	OBJECTIVE	COST ESTIMATE	PROJECTED IN-SERVICE DATE
6		CLINTON TOWNSHIP, CLINTON TOWN, LEBANON BOROUGH	UPGRADE SELECTED AREAS OF THE DISTRIBUTION SYSTEM THAT ARE CURRENTLY AT 4KV TO 12KV AND TIE CAPACITY TO THE NEIGHBORING CIRCUITS.	A STANDARD VOLTAGE ALLOWS OPERATIONAL FLEXIBILITY, SYSTEM CAPACITY, AND RESILIENCY.	\$ 30,523,025	FIRST HALF OF 2026
6		CLINTON TOWNSHIP, LEBANON BOROUGH, TEWKSBURY TOWNSHIP, LEBANON TOWNSHIP	UPGRADE SELECTED AREAS OF THE DISTRIBUTION SYSTEM THAT ARE CURRENTLY AT 4KV TO 12KV AND TIE CAPACITY TO THE NEIGHBORING CIRCUITS.	A STANDARD VOLTAGE ALLOWS OPERATIONAL FLEXIBILITY, SYSTEM CAPACITY, AND RESILIENCY.		FIRST HALF OF 2026
6		LEBANON BOROUGH, LEBANON TOWNSHIP, TEWKSBURY TOWNSHIP, CLINTON TOWNSHIP	UPGRADE SELECTED AREAS OF THE DISTRIBUTION SYSTEM THAT ARE CURRENTLY AT 4KV TO 12KV AND TIE CAPACITY TO THE NEIGHBORING CIRCUITS.	A STANDARD VOLTAGE ALLOWS OPERATIONAL FLEXIBILITY, SYSTEM CAPACITY, AND RESILIENCY.		FIRST HALF OF 2026
6		LEBANON TOWNSHIP, READINGTON TOWNSHIP, TEWKSBURY TOWNSHIP, CALIFON BOROUGH, LEBANON BOROUGH, TEWKSBURY TOWNSHIP, LEBANON TOWNSHIP, BEDMINSTER TOWNSHIP, BRIDGEWATER TOWNSHIP, BERNARDS TOWNSHIP, READINGTON TOWNSHIP, CALIFON BOROUGH, BEDMINSTER TOWNSHIP, CLINTON TOWNSHIP, WASHINGTON TOWNSHIP, CHESTER BOROUGH, TEWKSBURY TOWNSHIP, LEBANON TOWNSHIP, CHESTER TOWNSHIP, GLEN GARDNER	UPGRADE SELECTED AREAS OF THE DISTRIBUTION SYSTEM THAT ARE CURRENTLY AT 4KV TO 12KV AND TIE CAPACITY TO THE NEIGHBORING CIRCUITS.	A STANDARD VOLTAGE ALLOWS OPERATIONAL FLEXIBILITY, SYSTEM CAPACITY, AND RESILIENCY.		FIRST HALF OF 2026
6		BOROUGH, TEWKSBURY TOWNSHIP, CLINTON TOWNSHIP, LEBANON TOWNSHIP, WASHINGTON TOWNSHIP, CALIFON BOROUGH, BETHLEHEM TOWNSHIP	UPGRADE SELECTED AREAS OF THE DISTRIBUTION SYSTEM THAT ARE CURRENTLY AT 4KV TO 12KV AND TIE CAPACITY TO THE NEIGHBORING CIRCUITS.	A STANDARD VOLTAGE ALLOWS OPERATIONAL FLEXIBILITY, SYSTEM CAPACITY, AND RESILIENCY.		FIRST HALF OF 2026
7		BEACHWOOD BOROUGH, TOMS RIVER TOWNSHIP, PINE BEACH BOROUGH, BERKELEY TOWNSHIP	UPGRADE SELECTED AREAS OF THE DISTRIBUTION SYSTEM THAT ARE CURRENTLY AT 4KV TO 12KV AND TIE CAPACITY TO THE NEIGHBORING CIRCUITS.	A STANDARD VOLTAGE ALLOWS OPERATIONAL FLEXIBILITY, SYSTEM CAPACITY, AND RESILIENCY.	\$ 13,542,019	FIRST HALF OF 2026
7		BERKELEY TOWNSHIP, PINE BEACH BOROUGH, BEACHWOOD BOROUGH	UPGRADE SELECTED AREAS OF THE DISTRIBUTION SYSTEM THAT ARE CURRENTLY AT 4KV TO 12KV AND TIE CAPACITY TO THE NEIGHBORING CIRCUITS.	A STANDARD VOLTAGE ALLOWS OPERATIONAL FLEXIBILITY, SYSTEM CAPACITY, AND RESILIENCY.		FIRST HALF OF 2026
7		PINE BEACH BOROUGH	UPGRADE SELECTED AREAS OF THE DISTRIBUTION SYSTEM THAT ARE CURRENTLY AT 4KV TO 12KV AND TIE CAPACITY TO THE NEIGHBORING CIRCUITS.	A STANDARD VOLTAGE ALLOWS OPERATIONAL FLEXIBILITY, SYSTEM CAPACITY, AND RESILIENCY.		FIRST HALF OF 2026

Location Count	LOCATION (Substation/Circuit)	TOWNSHIP	DESCRIPTION	OBJECTIVE	COST ESTIMATE	PROJECTED IN-SERVICE DATE
7		BEACHWOOD BOROUGH, BERKELEY TOWNSHIP	UPGRADE SELECTED AREAS OF THE DISTRIBUTION SYSTEM THAT ARE CURRENTLY AT 4KV TO 12KV AND TIE CAPACITY TO THE NEIGHBORING CIRCUITS.	A STANDARD VOLTAGE ALLOWS OPERATIONAL FLEXIBILITY, SYSTEM CAPACITY, AND RESILIENCY.		FIRST HALF OF 2026
7		BERKELEY TOWNSHIP, WARREN TOWNSHIP, OCEAN GATE BOROUGH, PINE BEACH BOROUGH	UPGRADE SELECTED AREAS OF THE DISTRIBUTION SYSTEM THAT ARE CURRENTLY AT 4KV TO 12KV AND TIE CAPACITY TO THE NEIGHBORING CIRCUITS.	A STANDARD VOLTAGE ALLOWS OPERATIONAL FLEXIBILITY, SYSTEM CAPACITY, AND RESILIENCY.		FIRST HALF OF 2026
8		LAKWOOD TOWNSHIP	UPGRADE SELECTED AREAS OF THE DISTRIBUTION SYSTEM THAT ARE CURRENTLY AT 4KV TO 12KV AND TIE CAPACITY TO THE NEIGHBORING CIRCUITS.	A STANDARD VOLTAGE ALLOWS OPERATIONAL FLEXIBILITY, SYSTEM CAPACITY, AND RESILIENCY.	\$ 17,634,880	FIRST HALF OF 2026
8		JACKSON TOWNSHIP, LAKWOOD TOWNSHIP	UPGRADE SELECTED AREAS OF THE DISTRIBUTION SYSTEM THAT ARE CURRENTLY AT 4KV TO 12KV AND TIE CAPACITY TO THE NEIGHBORING CIRCUITS.	A STANDARD VOLTAGE ALLOWS OPERATIONAL FLEXIBILITY, SYSTEM CAPACITY, AND RESILIENCY.		FIRST HALF OF 2026
8		TOMS RIVER TOWNSHIP, LAKWOOD TOWNSHIP, BRICK TOWNSHIP, JACKSON TOWNSHIP	UPGRADE SELECTED AREAS OF THE DISTRIBUTION SYSTEM THAT ARE CURRENTLY AT 4KV TO 12KV AND TIE CAPACITY TO THE NEIGHBORING CIRCUITS.	A STANDARD VOLTAGE ALLOWS OPERATIONAL FLEXIBILITY, SYSTEM CAPACITY, AND RESILIENCY.		FIRST HALF OF 2026
8		LAKWOOD TOWNSHIP	UPGRADE SELECTED AREAS OF THE DISTRIBUTION SYSTEM THAT ARE CURRENTLY AT 4KV TO 12KV AND TIE CAPACITY TO THE NEIGHBORING CIRCUITS.	A STANDARD VOLTAGE ALLOWS OPERATIONAL FLEXIBILITY, SYSTEM CAPACITY, AND RESILIENCY.		FIRST HALF OF 2026
8		LAKWOOD TOWNSHIP, HOWELL TOWNSHIP, WALL TOWNSHIP	UPGRADE SELECTED AREAS OF THE DISTRIBUTION SYSTEM THAT ARE CURRENTLY AT 4KV TO 12KV AND TIE CAPACITY TO THE NEIGHBORING CIRCUITS.	A STANDARD VOLTAGE ALLOWS OPERATIONAL FLEXIBILITY, SYSTEM CAPACITY, AND RESILIENCY.		FIRST HALF OF 2026
8		LAKWOOD TOWNSHIP	UPGRADE SELECTED AREAS OF THE DISTRIBUTION SYSTEM THAT ARE CURRENTLY AT 4KV TO 12KV AND TIE CAPACITY TO THE NEIGHBORING CIRCUITS.	A STANDARD VOLTAGE ALLOWS OPERATIONAL FLEXIBILITY, SYSTEM CAPACITY, AND RESILIENCY.		FIRST HALF OF 2026
8		NORTH HANOVER TOWNSHIP, JACKSON TOWNSHIP, LAKWOOD TOWNSHIP	UPGRADE SELECTED AREAS OF THE DISTRIBUTION SYSTEM THAT ARE CURRENTLY AT 4KV TO 12KV AND TIE CAPACITY TO THE NEIGHBORING CIRCUITS.	A STANDARD VOLTAGE ALLOWS OPERATIONAL FLEXIBILITY, SYSTEM CAPACITY, AND RESILIENCY.		FIRST HALF OF 2026
9		MT ARLINGTON BOROUGH	UPGRADE SELECTED AREAS OF THE DISTRIBUTION SYSTEM THAT ARE CURRENTLY AT 4KV TO 12KV AND TIE CAPACITY TO THE NEIGHBORING CIRCUITS.	A STANDARD VOLTAGE ALLOWS OPERATIONAL FLEXIBILITY, SYSTEM CAPACITY, AND RESILIENCY.	\$ 6,806,970	FIRST HALF OF 2026
9		ROXBURY TOWNSHIP, SANDYSTON TOWNSHIP, MOUNT ARLINGTON BOROUGH	UPGRADE SELECTED AREAS OF THE DISTRIBUTION SYSTEM THAT ARE CURRENTLY AT 4KV TO 12KV AND TIE CAPACITY TO THE NEIGHBORING CIRCUITS.	A STANDARD VOLTAGE ALLOWS OPERATIONAL FLEXIBILITY, SYSTEM CAPACITY, AND RESILIENCY.		FIRST HALF OF 2026
9		ANDOVER TOWNSHIP, ANDOVER BOROUGH, HOPATCONG BOROUGH, STANHOPE BOROUGH, BYRAM TOWNSHIP, MENDHAM BOROUGH, ROXBURY TOWNSHIP, JEFFERSON TOWNSHIP, MOUNT ARLINGTON BOROUGH	UPGRADE SELECTED AREAS OF THE DISTRIBUTION SYSTEM THAT ARE CURRENTLY AT 4KV TO 12KV AND TIE CAPACITY TO THE NEIGHBORING CIRCUITS.	A STANDARD VOLTAGE ALLOWS OPERATIONAL FLEXIBILITY, SYSTEM CAPACITY, AND RESILIENCY.		FIRST HALF OF 2026
<b>TOTAL 2026 COSTS</b>					<b>\$ 68,506,894</b>	

Location Count	LOCATION (Substation/Circuit)	TOWNSHIP	DESCRIPTION	OBJECTIVE	COST ESTIMATE	PROJECTED IN-SERVICE DATE
<b>DISTRIBUTION VOLTAGE STANDARDIZATION 2027</b>						
Location Count	LOCATION (Substation/Circuit)	TOWNSHIP	DESCRIPTION	OBJECTIVE	COST ESTIMATE	PROJECTED IN-SERVICE DATE
10		LAKEWOOD TOWNSHIP	UPGRADE SELECTED AREAS OF THE DISTRIBUTION SYSTEM THAT ARE CURRENTLY AT 4KV TO 12KV AND TIE CAPACITY TO THE NEIGHBORING CIRCUITS.	A STANDARD VOLTAGE ALLOWS OPERATIONAL FLEXIBILITY, SYSTEM CAPACITY, AND RESILIENCY.	\$ 19,527,530	FIRST HALF OF 2027
10		JACKSON TOWNSHIP, LAKEWOOD TOWNSHIP	UPGRADE SELECTED AREAS OF THE DISTRIBUTION SYSTEM THAT ARE CURRENTLY AT 4KV TO 12KV AND TIE CAPACITY TO THE NEIGHBORING CIRCUITS.	A STANDARD VOLTAGE ALLOWS OPERATIONAL FLEXIBILITY, SYSTEM CAPACITY, AND RESILIENCY.		FIRST HALF OF 2027
10		LAKEWOOD TOWNSHIP, JACKSON TOWNSHIP	UPGRADE SELECTED AREAS OF THE DISTRIBUTION SYSTEM THAT ARE CURRENTLY AT 4KV TO 12KV AND TIE CAPACITY TO THE NEIGHBORING CIRCUITS.	A STANDARD VOLTAGE ALLOWS OPERATIONAL FLEXIBILITY, SYSTEM CAPACITY, AND RESILIENCY.		FIRST HALF OF 2027
10		LAKEWOOD TOWNSHIP	UPGRADE SELECTED AREAS OF THE DISTRIBUTION SYSTEM THAT ARE CURRENTLY AT 4KV TO 12KV AND TIE CAPACITY TO THE NEIGHBORING CIRCUITS.	A STANDARD VOLTAGE ALLOWS OPERATIONAL FLEXIBILITY, SYSTEM CAPACITY, AND RESILIENCY.		FIRST HALF OF 2027
10		HOWELL TOWNSHIP, JACKSON TOWNSHIP, TOMS RIVER TOWNSHIP, LAKEWOOD TOWNSHIP	UPGRADE SELECTED AREAS OF THE DISTRIBUTION SYSTEM THAT ARE CURRENTLY AT 4KV TO 12KV AND TIE CAPACITY TO THE NEIGHBORING CIRCUITS.	A STANDARD VOLTAGE ALLOWS OPERATIONAL FLEXIBILITY, SYSTEM CAPACITY, AND RESILIENCY.		FIRST HALF OF 2027
10		MANCHESTER TOWNSHIP, LAKEWOOD TOWNSHIP, JACKSON TOWNSHIP	UPGRADE SELECTED AREAS OF THE DISTRIBUTION SYSTEM THAT ARE CURRENTLY AT 4KV TO 12KV AND TIE CAPACITY TO THE NEIGHBORING CIRCUITS.	A STANDARD VOLTAGE ALLOWS OPERATIONAL FLEXIBILITY, SYSTEM CAPACITY, AND RESILIENCY.		FIRST HALF OF 2027
11		MIDDLETOWN TOWNSHIP, HIGHLANDS BOROUGH, ATLANTIC HIGHLANDS BOROUGH	UPGRADE SELECTED AREAS OF THE DISTRIBUTION SYSTEM THAT ARE CURRENTLY AT 4KV TO 12KV AND TIE CAPACITY TO THE NEIGHBORING CIRCUITS.	A STANDARD VOLTAGE ALLOWS OPERATIONAL FLEXIBILITY, SYSTEM CAPACITY, AND RESILIENCY.	\$ 12,748,423	FIRST HALF OF 2027
11		ATLANTIC HIGHLANDS BOROUGH, HIGHLANDS BOROUGH, MIDDLETOWN TOWNSHIP	UPGRADE SELECTED AREAS OF THE DISTRIBUTION SYSTEM THAT ARE CURRENTLY AT 4KV TO 12KV AND TIE CAPACITY TO THE NEIGHBORING CIRCUITS.	A STANDARD VOLTAGE ALLOWS OPERATIONAL FLEXIBILITY, SYSTEM CAPACITY, AND RESILIENCY.		FIRST HALF OF 2027
11		ATLANTIC HIGHLANDS BOROUGH, HIGHLANDS BOROUGH, MIDDLETOWN TOWNSHIP	UPGRADE SELECTED AREAS OF THE DISTRIBUTION SYSTEM THAT ARE CURRENTLY AT 4KV TO 12KV AND TIE CAPACITY TO THE NEIGHBORING CIRCUITS.	A STANDARD VOLTAGE ALLOWS OPERATIONAL FLEXIBILITY, SYSTEM CAPACITY, AND RESILIENCY.		FIRST HALF OF 2027
12		HIGHLANDS BOROUGH, ATLANTIC HIGHLANDS BOROUGH, MIDDLETOWN TOWNSHIP	UPGRADE SELECTED AREAS OF THE DISTRIBUTION SYSTEM THAT ARE CURRENTLY AT 4KV TO 12KV AND TIE CAPACITY TO THE NEIGHBORING CIRCUITS.	A STANDARD VOLTAGE ALLOWS OPERATIONAL FLEXIBILITY, SYSTEM CAPACITY, AND RESILIENCY.	\$ 11,321,983	FIRST HALF OF 2027
12		BOROUGH, MIDDLETOWN TOWNSHIP, ATLANTIC HIGHLANDS BOROUGH	UPGRADE SELECTED AREAS OF THE DISTRIBUTION SYSTEM THAT ARE CURRENTLY AT 4KV TO 12KV AND TIE CAPACITY TO THE NEIGHBORING CIRCUITS.	A STANDARD VOLTAGE ALLOWS OPERATIONAL FLEXIBILITY, SYSTEM CAPACITY, AND RESILIENCY.		FIRST HALF OF 2027
12		HIGHLANDS BOROUGH, RED BANK BOROUGH, RUMSON BOROUGH, MIDDLETOWN TOWNSHIP, ATLANTIC HIGHLANDS BOROUGH	UPGRADE SELECTED AREAS OF THE DISTRIBUTION SYSTEM THAT ARE CURRENTLY AT 4KV TO 12KV AND TIE CAPACITY TO THE NEIGHBORING CIRCUITS.	A STANDARD VOLTAGE ALLOWS OPERATIONAL FLEXIBILITY, SYSTEM CAPACITY, AND RESILIENCY.		FIRST HALF OF 2027



Location Count	LOCATION (Substation/Circuit)	TOWNSHIP	DESCRIPTION	OBJECTIVE	COST ESTIMATE	PROJECTED IN-SERVICE DATE
13		SEA BRIGHT BOROUGH, MONMOUTH BEACH BOROUGH	UPGRADE SELECTED AREAS OF THE DISTRIBUTION SYSTEM THAT ARE CURRENTLY AT 4KV TO 12KV AND TIE CAPACITY TO THE NEIGHBORING CIRCUITS.	A STANDARD VOLTAGE ALLOWS OPERATIONAL FLEXIBILITY, SYSTEM CAPACITY, AND RESILIENCY.	\$ 8,857,535	FIRST HALF OF 2027
13		SEA BRIGHT BOROUGH, HIGHLANDS BOROUGH, MIDDLETOWN TOWNSHIP	UPGRADE SELECTED AREAS OF THE DISTRIBUTION SYSTEM THAT ARE CURRENTLY AT 4KV TO 12KV AND TIE CAPACITY TO THE NEIGHBORING CIRCUITS.	A STANDARD VOLTAGE ALLOWS OPERATIONAL FLEXIBILITY, SYSTEM CAPACITY, AND RESILIENCY.		FIRST HALF OF 2027
13		MIDDLETOWN TOWNSHIP, MONMOUTH BEACH BOROUGH, SEA BRIGHT BOROUGH, LONG BRANCH CITY	UPGRADE SELECTED AREAS OF THE DISTRIBUTION SYSTEM THAT ARE CURRENTLY AT 4KV TO 12KV AND TIE CAPACITY TO THE NEIGHBORING CIRCUITS.	A STANDARD VOLTAGE ALLOWS OPERATIONAL FLEXIBILITY, SYSTEM CAPACITY, AND RESILIENCY.		FIRST HALF OF 2027
13		SEA BRIGHT BOROUGH, MIDDLETOWN TOWNSHIP, HIGHLANDS BOROUGH	UPGRADE SELECTED AREAS OF THE DISTRIBUTION SYSTEM THAT ARE CURRENTLY AT 4KV TO 12KV AND TIE CAPACITY TO THE NEIGHBORING CIRCUITS.	A STANDARD VOLTAGE ALLOWS OPERATIONAL FLEXIBILITY, SYSTEM CAPACITY, AND RESILIENCY.		FIRST HALF OF 2027
14		BOONTON TOWNSHIP, DENVILLE TOWNSHIP, ROCKAWAY TOWNSHIP	UPGRADE SELECTED AREAS OF THE DISTRIBUTION SYSTEM THAT ARE CURRENTLY AT 4KV TO 12KV AND TIE CAPACITY TO THE NEIGHBORING CIRCUITS.	A STANDARD VOLTAGE ALLOWS OPERATIONAL FLEXIBILITY, SYSTEM CAPACITY, AND RESILIENCY.	\$ 14,340,155	FIRST HALF OF 2027
14		ROCKAWAY TOWNSHIP, WASHINGTON TOWNSHIP, ROCKAWAY BOROUGH	UPGRADE SELECTED AREAS OF THE DISTRIBUTION SYSTEM THAT ARE CURRENTLY AT 4KV TO 12KV AND TIE CAPACITY TO THE NEIGHBORING CIRCUITS.	A STANDARD VOLTAGE ALLOWS OPERATIONAL FLEXIBILITY, SYSTEM CAPACITY, AND RESILIENCY.		FIRST HALF OF 2027
14		WEST MILFORD TOWNSHIP, ROCKAWAY BOROUGH, JEFFERSON TOWNSHIP, ROCKAWAY TOWNSHIP	UPGRADE SELECTED AREAS OF THE DISTRIBUTION SYSTEM THAT ARE CURRENTLY AT 4KV TO 12KV AND TIE CAPACITY TO THE NEIGHBORING CIRCUITS.	A STANDARD VOLTAGE ALLOWS OPERATIONAL FLEXIBILITY, SYSTEM CAPACITY, AND RESILIENCY.		FIRST HALF OF 2027
<b>TOTAL 2027 COSTS</b>					<b>\$ 66,795,626</b>	

**DISTRIBUTION VOLTAGE STANDARDIZATION 2028**

Location Count	LOCATION (Substation/Circuit)	TOWNSHIP	DESCRIPTION	OBJECTIVE	COST ESTIMATE	PROJECTED IN-SERVICE DATE
15		LEBANON TOWNSHIP, FLEMINGTON BOROUGH, LEBANON BOROUGH, CLINTON TOWNSHIP, READINGTON TOWNSHIP	UPGRADE SELECTED AREAS OF THE DISTRIBUTION SYSTEM THAT ARE CURRENTLY AT 4KV TO 12KV AND TIE CAPACITY TO THE NEIGHBORING CIRCUITS.	A STANDARD VOLTAGE ALLOWS OPERATIONAL FLEXIBILITY, SYSTEM CAPACITY, AND RESILIENCY.	\$ 18,645,705	FIRST HALF OF 2028
15		RARITAN TOWNSHIP, READINGTON TOWNSHIP, FRANKLIN TOWNSHIP, LEBANON BOROUGH, CLINTON TOWNSHIP, FLEMINGTON TOWNSHIP	UPGRADE SELECTED AREAS OF THE DISTRIBUTION SYSTEM THAT ARE CURRENTLY AT 4KV TO 12KV AND TIE CAPACITY TO THE NEIGHBORING CIRCUITS.	A STANDARD VOLTAGE ALLOWS OPERATIONAL FLEXIBILITY, SYSTEM CAPACITY, AND RESILIENCY.		FIRST HALF OF 2028
15		RARITAN TOWNSHIP, PHILLIPSBURG TOWN, READINGTON TOWNSHIP, FLEMINGTON BOROUGH	UPGRADE SELECTED AREAS OF THE DISTRIBUTION SYSTEM THAT ARE CURRENTLY AT 4KV TO 12KV AND TIE CAPACITY TO THE NEIGHBORING CIRCUITS.	A STANDARD VOLTAGE ALLOWS OPERATIONAL FLEXIBILITY, SYSTEM CAPACITY, AND RESILIENCY.		FIRST HALF OF 2028
15		CLINTON TOWN, CLINTON TOWNSHIP, FRANKLIN TOWNSHIP	UPGRADE SELECTED AREAS OF THE DISTRIBUTION SYSTEM THAT ARE CURRENTLY AT 4KV TO 12KV AND TIE CAPACITY TO THE NEIGHBORING CIRCUITS.	A STANDARD VOLTAGE ALLOWS OPERATIONAL FLEXIBILITY, SYSTEM CAPACITY, AND RESILIENCY.		FIRST HALF OF 2028
16		FRANKLIN TOWNSHIP, SPARTA TOWNSHIP, FRANKLIN BOROUGH, OGDENSBURG BOROUGH	UPGRADE SELECTED AREAS OF THE DISTRIBUTION SYSTEM THAT ARE CURRENTLY AT 4KV TO 12KV AND TIE CAPACITY TO THE NEIGHBORING CIRCUITS.	A STANDARD VOLTAGE ALLOWS OPERATIONAL FLEXIBILITY, SYSTEM CAPACITY, AND RESILIENCY.	\$ 30,543,920	FIRST HALF OF 2028

Location Count	LOCATION (Substation/Circuit)	TOWNSHIP	DESCRIPTION	OBJECTIVE	COST ESTIMATE	PROJECTED IN-SERVICE DATE
16		JEFFERSON TOWNSHIP,FRANKLIN BOROUGH,HARDYSTON TOWNSHIP	UPGRADE SELECTED AREAS OF THE DISTRIBUTION SYSTEM THAT ARE CURRENTLY AT 4KV TO 12KV AND TIE CAPACITY TO THE NEIGHBORING CIRCUITS.	A STANDARD VOLTAGE ALLOWS OPERATIONAL FLEXIBILITY, SYSTEM CAPACITY, AND RESILIENCY.		FIRST HALF OF 2028
16		FRANKLIN TOWNSHIP,FRANKLIN BOROUGH,HARDYSTON TOWNSHIP	UPGRADE SELECTED AREAS OF THE DISTRIBUTION SYSTEM THAT ARE CURRENTLY AT 4KV TO 12KV AND TIE CAPACITY TO THE NEIGHBORING CIRCUITS.	A STANDARD VOLTAGE ALLOWS OPERATIONAL FLEXIBILITY, SYSTEM CAPACITY, AND RESILIENCY.		FIRST HALF OF 2028
16		STILLWATER TOWNSHIP,BYRAM TOWNSHIP,JEFFERSON TOWNSHIP,SPARTA TOWNSHIP,OGDENSBURG TOWNSHIP,WANTAGE TOWNSHIP,VERNON TOWNSHIP,WEST MILFORD TOWNSHIP,HARDYSTON TOWNSHIP,JEFFERSON TOWNSHIP,HOPATCONG BOROUGH,SPARTA TOWNSHIP	UPGRADE SELECTED AREAS OF THE DISTRIBUTION SYSTEM THAT ARE CURRENTLY AT 4KV TO 12KV AND TIE CAPACITY TO THE NEIGHBORING CIRCUITS.	A STANDARD VOLTAGE ALLOWS OPERATIONAL FLEXIBILITY, SYSTEM CAPACITY, AND RESILIENCY.		FIRST HALF OF 2028
16		HARDYSTON TOWNSHIP,VERNON TOWNSHIP,NEWTON TOWN,FRANKLIN BOROUGH,ANDOVER TOWNSHIP,HAMBURG	UPGRADE SELECTED AREAS OF THE DISTRIBUTION SYSTEM THAT ARE CURRENTLY AT 4KV TO 12KV AND TIE CAPACITY TO THE NEIGHBORING CIRCUITS.	A STANDARD VOLTAGE ALLOWS OPERATIONAL FLEXIBILITY, SYSTEM CAPACITY, AND RESILIENCY.		FIRST HALF OF 2028
<b>TOTAL 2028 COSTS</b>					<b>\$ 49,189,625</b>	

**DISTRIBUTION VOLTAGE STANDARDIZATION 2029**

Location Count	LOCATION (Substation/Circuit)	TOWNSHIP	DESCRIPTION	OBJECTIVE	COST ESTIMATE	PROJECTED IN-SERVICE DATE
17		ANDOVER TOWNSHIP,BYRAM TOWNSHIP,GREEN TOWNSHIP,ANDOVER BOROUGH,NEWTON TOWN	UPGRADE SELECTED AREAS OF THE DISTRIBUTION SYSTEM THAT ARE CURRENTLY AT 4KV TO 12KV AND TIE CAPACITY TO THE NEIGHBORING CIRCUITS.	A STANDARD VOLTAGE ALLOWS OPERATIONAL FLEXIBILITY, SYSTEM CAPACITY, AND RESILIENCY.	\$ 38,375,855	FIRST HALF OF 2029
17		GREEN TOWNSHIP,ANDOVER TOWNSHIP,ANDOVER BOROUGH,BYRAM TOWNSHIP	UPGRADE SELECTED AREAS OF THE DISTRIBUTION SYSTEM THAT ARE CURRENTLY AT 4KV TO 12KV AND TIE CAPACITY TO THE NEIGHBORING CIRCUITS.	A STANDARD VOLTAGE ALLOWS OPERATIONAL FLEXIBILITY, SYSTEM CAPACITY, AND RESILIENCY.		FIRST HALF OF 2029
17		NEWTON TOWN,GREEN TOWNSHIP,BYRAM TOWNSHIP,ANDOVER BOROUGH,FRELINGHUYSEN TOWNSHIP,FREDON TOWNSHIP,ANDOVER TOWNSHIP,ANDOVER BOROUGH,ANDOVER TOWNSHIP,ANDOVER TOWNSHIP,JEFFERSON TOWNSHIP,JEFFERSON TOWNSHIP,GREEN TOWNSHIP,GREEN TOWNSHIP,STILLWATER TOWNSHIP,STILLWATER TOWNSHIP,SPARTA	UPGRADE SELECTED AREAS OF THE DISTRIBUTION SYSTEM THAT ARE CURRENTLY AT 4KV TO 12KV AND TIE CAPACITY TO THE NEIGHBORING CIRCUITS.	A STANDARD VOLTAGE ALLOWS OPERATIONAL FLEXIBILITY, SYSTEM CAPACITY, AND RESILIENCY.		FIRST HALF OF 2029

Location Count	LOCATION (Substation/Circuit)	TOWNSHIP	DESCRIPTION	OBJECTIVE	COST ESTIMATE	PROJECTED IN-SERVICE DATE
17		NETCONG BOROUGH, NETCONG BOROUGH, ANDOVER TOWNSHIP, ANDOVER TOWNSHIP, MOUNT OLIVE TOWNSHIP, MOUNT OLIVE TOWNSHIP, BYRAM TOWNSHIP, BYRAM TOWNSHIP, STANHOPE GREEN	UPGRADE SELECTED AREAS OF THE DISTRIBUTION SYSTEM THAT ARE CURRENTLY AT 4KV TO 12KV AND TIE CAPACITY TO THE NEIGHBORING CIRCUITS.	A STANDARD VOLTAGE ALLOWS OPERATIONAL FLEXIBILITY, SYSTEM CAPACITY, AND RESILIENCY.		FIRST HALF OF 2029
17		TOWNSHIP, FRELINGHUYSEN TOWNSHIP, ALLAMUCHY TOWNSHIP, NEWTON TOWN, ANDOVER	UPGRADE SELECTED AREAS OF THE DISTRIBUTION SYSTEM THAT ARE CURRENTLY AT 4KV TO 12KV AND TIE CAPACITY TO THE NEIGHBORING CIRCUITS.	A STANDARD VOLTAGE ALLOWS OPERATIONAL FLEXIBILITY, SYSTEM CAPACITY, AND RESILIENCY.		FIRST HALF OF 2029
18		NETCONG BOROUGH, ROXBURY TOWNSHIP	UPGRADE SELECTED AREAS OF THE DISTRIBUTION SYSTEM THAT ARE CURRENTLY AT 4KV TO 12KV AND TIE CAPACITY TO THE NEIGHBORING CIRCUITS.	A STANDARD VOLTAGE ALLOWS OPERATIONAL FLEXIBILITY, SYSTEM CAPACITY, AND RESILIENCY.	\$ 14,101,890	FIRST HALF OF 2029
18		MOUNT OLIVE TOWNSHIP	UPGRADE SELECTED AREAS OF THE DISTRIBUTION SYSTEM THAT ARE CURRENTLY AT 4KV TO 12KV AND TIE CAPACITY TO THE NEIGHBORING CIRCUITS.	A STANDARD VOLTAGE ALLOWS OPERATIONAL FLEXIBILITY, SYSTEM CAPACITY, AND RESILIENCY.		FIRST HALF OF 2029
18		NETCONG BOROUGH	UPGRADE SELECTED AREAS OF THE DISTRIBUTION SYSTEM THAT ARE CURRENTLY AT 4KV TO 12KV AND TIE CAPACITY TO THE NEIGHBORING CIRCUITS.	A STANDARD VOLTAGE ALLOWS OPERATIONAL FLEXIBILITY, SYSTEM CAPACITY, AND RESILIENCY.		FIRST HALF OF 2029
18		MOUNT OLIVE TOWNSHIP, ROXBURY TOWNSHIP, CHESTER TOWNSHIP, NETCONG BOROUGH	UPGRADE SELECTED AREAS OF THE DISTRIBUTION SYSTEM THAT ARE CURRENTLY AT 4KV TO 12KV AND TIE CAPACITY TO THE NEIGHBORING CIRCUITS.	A STANDARD VOLTAGE ALLOWS OPERATIONAL FLEXIBILITY, SYSTEM CAPACITY, AND RESILIENCY.		FIRST HALF OF 2029
18		NETCONG BOROUGH, STANHOPE BOROUGH, MOUNT OLIVE TOWNSHIP, ROXBURY TOWNSHIP	UPGRADE SELECTED AREAS OF THE DISTRIBUTION SYSTEM THAT ARE CURRENTLY AT 4KV TO 12KV AND TIE CAPACITY TO THE NEIGHBORING CIRCUITS.	A STANDARD VOLTAGE ALLOWS OPERATIONAL FLEXIBILITY, SYSTEM CAPACITY, AND RESILIENCY.		FIRST HALF OF 2029
18		STANHOPE BOROUGH, BYRAM TOWNSHIP, MOUNT OLIVE TOWNSHIP, HOPATCONG BOROUGH	UPGRADE SELECTED AREAS OF THE DISTRIBUTION SYSTEM THAT ARE CURRENTLY AT 4KV TO 12KV AND TIE CAPACITY TO THE NEIGHBORING CIRCUITS.	A STANDARD VOLTAGE ALLOWS OPERATIONAL FLEXIBILITY, SYSTEM CAPACITY, AND RESILIENCY.		FIRST HALF OF 2029
<b>TOTAL 2029 COSTS</b>					<b>\$ 52,477,745</b>	

NEW DISTRIBUTION SOURCES 2025						
Location Count	LOCATION (Substation/Circuit)	TOWNSHIP	DESCRIPTION	OBJECTIVE	COST ESTIMATE	PROJECTED IN-SERVICE DATE
1		BELVIDERE TOWN,HARMONY TOWNSHIP,LIBERTY TOWNSHIP,PHILLIPSBURG TOWN,WHITE TOWNSHIP	TRANSFER LOADS FROM TWO EXISTING SOURCES TO A NEW CIRCUIT AND CREATE A NEW TIE. ADDS CAPACITY FOR REDUNDANCY AND OPERATIONAL FLEXIBILITY.	ADDING NEW SOURCES OR CREATING NEW CIRCUITS LIMITS OUTAGE EXPOSURE AND IMPROVE RELIABILITY AND RESILIENCY FOR AFFECTED CUSTOMERS.	\$ 9,872,500	FIRST HALF OF 2025
1		BEDMINSTER TOWNSHIP,BELVIDERE TOWN,BLAIRSTOWN TOWNSHIP,BRANCHBURG TOWNSHIP,DOVER TOWN,FRELINGHUYSEN TOWNSHIP,HOPE TOWNSHIP,INDEPENDENCE TOWNSHIP,KNOWLTON TOWNSHIP,LIBERTY TOWNSHIP,PHILLIPSBURG TOWN,WHITE TOWNSHIP	TRANSFER LOADS FROM TWO EXISTING SOURCES TO A NEW CIRCUIT AND CREATE A NEW TIE. ADDS CAPACITY FOR REDUNDANCY AND OPERATIONAL FLEXIBILITY.	ADDING NEW SOURCES OR CREATING NEW CIRCUITS LIMITS OUTAGE EXPOSURE AND IMPROVE RELIABILITY AND RESILIENCY FOR AFFECTED CUSTOMERS.		FIRST HALF OF 2025
1		BELVIDERE TOWN,HOPE TOWNSHIP,LIBERTY TOWNSHIP,MANSFIELD TOWNSHIP,OXFORD TOWNSHIP,WASHINGTON TOWNSHIP	TRANSFER LOADS FROM TWO EXISTING SOURCES TO A NEW CIRCUIT AND CREATE A NEW TIE. ADDS CAPACITY FOR REDUNDANCY AND OPERATIONAL FLEXIBILITY.	ADDING NEW SOURCES OR CREATING NEW CIRCUITS LIMITS OUTAGE EXPOSURE AND IMPROVE RELIABILITY AND RESILIENCY FOR AFFECTED CUSTOMERS.		FIRST HALF OF 2025
2		ANDOVER BOROUGH,ANDOVER TOWNSHIP,BYRAM TOWNSHIP,HOPATCONG BOROUGH,JEFFERSON TOWNSHIP,MENDHAM BOROUGH,MOUNT ARLINGTON BOROUGH,ROXBURY	TRANSFER LOADS FROM ONE EXISTING SOURCES TO A NEW CIRCUIT AND CREATE A NEW TIE. ADDS CAPACITY FOR REDUNDANCY AND OPERATIONAL FLEXIBILITY.	ADDING NEW SOURCES OR CREATING NEW CIRCUITS LIMITS OUTAGE EXPOSURE AND IMPROVE RELIABILITY AND RESILIENCY FOR AFFECTED CUSTOMERS.	\$ 11,529,136	FIRST HALF OF 2025
2		BYRAM TOWNSHIP,HOPATCONG BOROUGH,MOUNT OLIVE TOWNSHIP,STANHOPE BOROUGH	TRANSFER LOADS FROM ONE EXISTING SOURCES TO A NEW CIRCUIT AND CREATE A NEW TIE. ADDS CAPACITY FOR REDUNDANCY AND OPERATIONAL FLEXIBILITY.	ADDING NEW SOURCES OR CREATING NEW CIRCUITS LIMITS OUTAGE EXPOSURE AND IMPROVE RELIABILITY AND RESILIENCY FOR AFFECTED CUSTOMERS.		FIRST HALF OF 2025
<b>TOTAL 2025 COSTS</b>					<b>\$ 21,401,636</b>	

NEW DISTRIBUTION SOURCES 2028						
Location Count	LOCATION (Substation/Circuit)	TOWNSHIP	DESCRIPTION	OBJECTIVE	COST ESTIMATE	PROJECTED IN-SERVICE DATE
3		JEFFERSON TOWNSHIP, ROCKAWAY BOROUGH, ROCKAWAY TOWNSHIP, WEST MILFORD TOWNSHIP	TRANSFER LOADS FROM TWO EXISTING SOURCES TO A NEW CIRCUIT. ADDS CAPACITY FOR REDUNDANCY AND OPERATIONAL FLEXIBILITY.	ADDING NEW SOURCES OR CREATING NEW CIRCUITS LIMITS OUTAGE EXPOSURE AND IMPROVE RELIABILITY AND RESILIENCY FOR AFFECTED	\$ 27,751,770	SECOND HALF OF 2027
3		HARDYSTON TOWNSHIP, HOPATCONG BOROUGH, JEFFERSON TOWNSHIP, SPARTA TOWNSHIP, VERNON TOWNSHIP, WANTAGE TOWNSHIP, WEST	TRANSFER LOADS FROM TWO EXISTING SOURCES TO A NEW CIRCUIT. ADDS CAPACITY FOR REDUNDANCY AND OPERATIONAL FLEXIBILITY.	ADDING NEW SOURCES OR CREATING NEW CIRCUITS LIMITS OUTAGE EXPOSURE AND IMPROVE RELIABILITY AND RESILIENCY FOR AFFECTED		SECOND HALF OF 2027
<b>TOTAL 2028 COSTS</b>					<b>\$ 27,751,770</b>	
NEW DISTRIBUTION SOURCES 2029						
Location Count	LOCATION (Substation/Circuit)	TOWNSHIP	DESCRIPTION	OBJECTIVE	COST ESTIMATE	PROJECTED IN-SERVICE DATE
4		ATLANTIC HIGHLANDS BOROUGH, HIGHLANDS BOROUGH, MIDDLETOWN TOWNSHIP, RED BANK BOROUGH, RUMSON BOROUGH	NEW MOD SUBSTATION INSTALLATION (12.5 KV). ADDS CAPACITY FOR REDUNDANCY AND OPERATIONAL FLEXIBILITY.	ADDING NEW SOURCES OR CREATING NEW CIRCUITS LIMITS OUTAGE EXPOSURE AND IMPROVE RELIABILITY AND RESILIENCY FOR AFFECTED	\$ 7,649,455	FIRST HALF OF 2029
5		LINCOLN PARK BOROUGH, RINGWOOD BOROUGH, WANAQUE BOROUGH, WAYNE TOWNSHIP	NEW MOD SUBSTATION INSTALLATION (12.5 KV). ADDS CAPACITY FOR REDUNDANCY AND OPERATIONAL FLEXIBILITY.	ADDING NEW SOURCES OR CREATING NEW CIRCUITS LIMITS OUTAGE EXPOSURE AND IMPROVE RELIABILITY AND RESILIENCY FOR AFFECTED	\$ 12,769,320	FIRST HALF OF 2029
5		BLOOMINGDALE BOROUGH, FRANKLIN TOWNSHIP, RINGWOOD BOROUGH, WANAQUE BOROUGH, WAYNE TOWNSHIP	NEW MOD SUBSTATION INSTALLATION (12.5 KV). ADDS CAPACITY FOR REDUNDANCY AND OPERATIONAL FLEXIBILITY.	ADDING NEW SOURCES OR CREATING NEW CIRCUITS LIMITS OUTAGE EXPOSURE AND IMPROVE RELIABILITY AND RESILIENCY FOR AFFECTED		FIRST HALF OF 2029
<b>TOTAL 2029 COSTS</b>					<b>\$ 20,418,775</b>	

AUTOMATIC LOOP SCHEMES 2024						
Location Count	LOCATION (Substation/Circuit)	TOWNSHIP	DESCRIPTION	OBJECTIVE	COST ESTIMATE	PROJECTED IN-SERVICE DATE
1		DENVILLE TOWNSHIP,RANDOLPH TOWNSHIP,PARSIPPANY TROY HILLS TOWNSHIP	INSTALL AUTOMATIC LOOP SCHEMES WITH ADVANCED RECLOSERS AND SCADA TO ENABLE AUTOMATIC LOAD TRANSFER DURING OUTAGE EVENTS.	IMPROVE RESILIENCY VIA DISTRIBUTION AUTOMATION TO REDUCE THE AMOUNT OF CUSTOMERS EXPERIENCING AN OUTAGE.	\$ 466,470	SECOND HALF OF 2024
1		PARSIPPANY TROY HILLS TOWNSHIP,MORRIS TOWNSHIP,MORRISTOWN TOWN,MENDHAM TOWNSHIP,DENVILLE TOWNSHIP,HARDING	INSTALL AUTOMATIC LOOP SCHEMES WITH ADVANCED RECLOSERS AND SCADA TO ENABLE AUTOMATIC LOAD TRANSFER DURING OUTAGE EVENTS.	IMPROVE RESILIENCY VIA DISTRIBUTION AUTOMATION TO REDUCE THE AMOUNT OF CUSTOMERS EXPERIENCING AN OUTAGE.		SECOND HALF OF 2024
2		MORRIS TOWNSHIP,PARSIPPANY TROY HILLS TOWNSHIP,MORRIS PLAINS BOROUGH	INSTALL AUTOMATIC LOOP SCHEMES WITH ADVANCED RECLOSERS AND SCADA TO ENABLE AUTOMATIC LOAD TRANSFER DURING OUTAGE EVENTS.	IMPROVE RESILIENCY VIA DISTRIBUTION AUTOMATION TO REDUCE THE AMOUNT OF CUSTOMERS EXPERIENCING AN OUTAGE.	\$ 113,175	SECOND HALF OF 2024
2		PARSIPPANY TROY HILLS TOWNSHIP	INSTALL AUTOMATIC LOOP SCHEMES WITH ADVANCED RECLOSERS AND SCADA TO ENABLE AUTOMATIC LOAD TRANSFER DURING OUTAGE EVENTS.	IMPROVE RESILIENCY VIA DISTRIBUTION AUTOMATION TO REDUCE THE AMOUNT OF CUSTOMERS EXPERIENCING AN OUTAGE.		SECOND HALF OF 2024
3		HACKETTSTOWN TOWN,GREENWICH TOWNSHIP,INDEPENDENCE TOWNSHIP,BYRAM TOWNSHIP,MOUNT OLIVE TOWNSHIP,MANSFIELD TOWNSHIP,ALLAMUCHY TOWNSHIP,JACKSON TOWNSHIP	INSTALL AUTOMATIC LOOP SCHEMES WITH ADVANCED RECLOSERS AND SCADA TO ENABLE AUTOMATIC LOAD TRANSFER DURING OUTAGE EVENTS.	IMPROVE RESILIENCY VIA DISTRIBUTION AUTOMATION TO REDUCE THE AMOUNT OF CUSTOMERS EXPERIENCING AN OUTAGE.	\$ 374,340	SECOND HALF OF 2024
3		HACKETTSTOWN TOWN,FREILINGHUYSEN TOWNSHIP,WASHINGTON BOROUGH,ALLAMUCHY TOWNSHIP,GREEN TOWNSHIP,LIBERTY TOWNSHIP,INDEPENDENCE TOWNSHIP,ANDOVER BOROUGH	INSTALL AUTOMATIC LOOP SCHEMES WITH ADVANCED RECLOSERS AND SCADA TO ENABLE AUTOMATIC LOAD TRANSFER DURING OUTAGE EVENTS.	IMPROVE RESILIENCY VIA DISTRIBUTION AUTOMATION TO REDUCE THE AMOUNT OF CUSTOMERS EXPERIENCING AN OUTAGE.		SECOND HALF OF 2024
4		CLINTON TOWNSHIP,ALLAMUCHY TOWNSHIP,LEBANON TOWNSHIP,GLEN GARDNER BOROUGH,HAMPTON BOROUGH,CLINTON TOWN,BETHLEHEM TOWNSHIP,HIGH BRIDGE BOROUGH UNION TOWNSHIP	INSTALL AUTOMATIC LOOP SCHEMES WITH ADVANCED RECLOSERS AND SCADA TO ENABLE AUTOMATIC LOAD TRANSFER DURING OUTAGE EVENTS.	IMPROVE RESILIENCY VIA DISTRIBUTION AUTOMATION TO REDUCE THE AMOUNT OF CUSTOMERS EXPERIENCING AN OUTAGE.	\$ 800,545	SECOND HALF OF 2024
4		GLEN GARDNER BOROUGH,TEWKSBURY TOWNSHIP,CLINTON TOWNSHIP,LEBANON TOWNSHIP,WASHINGTON TOWNSHIP,CALEON	INSTALL AUTOMATIC LOOP SCHEMES WITH ADVANCED RECLOSERS AND SCADA TO ENABLE AUTOMATIC LOAD TRANSFER DURING OUTAGE EVENTS.	IMPROVE RESILIENCY VIA DISTRIBUTION AUTOMATION TO REDUCE THE AMOUNT OF CUSTOMERS EXPERIENCING AN OUTAGE.		SECOND HALF OF 2024
5		ANDOVER TOWNSHIP,ANDOVER BOROUGH,HOPATCONG BOROUGH,STANHOPE BOROUGH,BYRAM TOWNSHIP,MENDHAM BOROUGH,ROXBURY TOWNSHIP,JEFFERSON	INSTALL AUTOMATIC LOOP SCHEMES WITH ADVANCED RECLOSERS AND SCADA TO ENABLE AUTOMATIC LOAD TRANSFER DURING OUTAGE EVENTS.	IMPROVE RESILIENCY VIA DISTRIBUTION AUTOMATION TO REDUCE THE AMOUNT OF CUSTOMERS EXPERIENCING AN OUTAGE.	\$ 85,000	SECOND HALF OF 2024
5		ROXBURY TOWNSHIP,MOUNT ARLINGTON BOROUGH,JEFFERSON TOWNSHIP,HOPATCONG BOROUGH	INSTALL AUTOMATIC LOOP SCHEMES WITH ADVANCED RECLOSERS AND SCADA TO ENABLE AUTOMATIC LOAD TRANSFER DURING OUTAGE EVENTS.	IMPROVE RESILIENCY VIA DISTRIBUTION AUTOMATION TO REDUCE THE AMOUNT OF CUSTOMERS EXPERIENCING AN OUTAGE.		SECOND HALF OF 2024

Location Count	LOCATION (Substation/Circuit)	TOWNSHIP	DESCRIPTION	OBJECTIVE	COST ESTIMATE	PROJECTED IN-SERVICE DATE
6		MORRIS TOWNSHIP, MENDHAM TOWNSHIP, RANDOLPH TOWNSHIP, MORRISTOWN TOWN, DOVER TOWN, MENDHAM BOROUGH	INSTALL AUTOMATIC LOOP SCHEMES WITH ADVANCED RECLOSERS AND SCADA TO ENABLE AUTOMATIC LOAD TRANSFER DURING OUTAGE EVENTS.	IMPROVE RESILIENCY VIA DISTRIBUTION AUTOMATION TO REDUCE THE AMOUNT OF CUSTOMERS EXPERIENCING AN OUTAGE.	\$ 308,690	SECOND HALF OF 2024
6		MORRIS TOWNSHIP, MENDHAM TOWNSHIP, CHATHAM TOWNSHIP, MORRISTOWN TOWN	INSTALL AUTOMATIC LOOP SCHEMES WITH ADVANCED RECLOSERS AND SCADA TO ENABLE AUTOMATIC LOAD TRANSFER DURING OUTAGE EVENTS.	IMPROVE RESILIENCY VIA DISTRIBUTION AUTOMATION TO REDUCE THE AMOUNT OF CUSTOMERS EXPERIENCING AN OUTAGE.		SECOND HALF OF 2024
7		WEST MILFORD TOWNSHIP, ROCKAWAY BOROUGH, JEFFERSON TOWNSHIP, ROCKAWAY TOWNSHIP	INSTALL AUTOMATIC LOOP SCHEMES WITH ADVANCED RECLOSERS AND SCADA TO ENABLE AUTOMATIC LOAD TRANSFER DURING OUTAGE EVENTS.	IMPROVE RESILIENCY VIA DISTRIBUTION AUTOMATION TO REDUCE THE AMOUNT OF CUSTOMERS EXPERIENCING AN OUTAGE.	\$ 1,788,855	SECOND HALF OF 2024
7		WANTAGE TOWNSHIP, VERNON TOWNSHIP, WEST MILFORD TOWNSHIP, HARDYSTON TOWNSHIP, JEFFERSON TOWNSHIP, HOPATCONG BOROUGH, SPARTA TOWNSHIP	INSTALL AUTOMATIC LOOP SCHEMES WITH ADVANCED RECLOSERS AND SCADA TO ENABLE AUTOMATIC LOAD TRANSFER DURING OUTAGE EVENTS.	IMPROVE RESILIENCY VIA DISTRIBUTION AUTOMATION TO REDUCE THE AMOUNT OF CUSTOMERS EXPERIENCING AN OUTAGE.		SECOND HALF OF 2024
8		ROXBURY TOWNSHIP, MOUNT OLIVE TOWNSHIP, WASHINGTON TOWNSHIP, JACKSON TOWNSHIP, HACKETTSTOWN TOWN	INSTALL AUTOMATIC LOOP SCHEMES WITH ADVANCED RECLOSERS AND SCADA TO ENABLE AUTOMATIC LOAD TRANSFER DURING OUTAGE EVENTS.	IMPROVE RESILIENCY VIA DISTRIBUTION AUTOMATION TO REDUCE THE AMOUNT OF CUSTOMERS EXPERIENCING AN OUTAGE.	\$ 701,430	SECOND HALF OF 2024
8		CHESTER TOWNSHIP, WASHINGTON TOWNSHIP, MOUNT OLIVE TOWNSHIP	INSTALL AUTOMATIC LOOP SCHEMES WITH ADVANCED RECLOSERS AND SCADA TO ENABLE AUTOMATIC LOAD TRANSFER DURING OUTAGE EVENTS.	IMPROVE RESILIENCY VIA DISTRIBUTION AUTOMATION TO REDUCE THE AMOUNT OF CUSTOMERS EXPERIENCING AN OUTAGE.		SECOND HALF OF 2024
9		MORRISTOWN TOWN, HARDING TOWNSHIP, MORRIS TOWNSHIP, MADISON BOROUGH, CHATHAM TOWNSHIP	INSTALL AUTOMATIC LOOP SCHEMES WITH ADVANCED RECLOSERS AND SCADA TO ENABLE AUTOMATIC LOAD TRANSFER DURING OUTAGE EVENTS.	IMPROVE RESILIENCY VIA DISTRIBUTION AUTOMATION TO REDUCE THE AMOUNT OF CUSTOMERS EXPERIENCING AN OUTAGE.	\$ 378,610	SECOND HALF OF 2024
9		HARDING TOWNSHIP, MORRIS TOWNSHIP, MORRISTOWN TOWN	INSTALL AUTOMATIC LOOP SCHEMES WITH ADVANCED RECLOSERS AND SCADA TO ENABLE AUTOMATIC LOAD TRANSFER DURING OUTAGE EVENTS.	IMPROVE RESILIENCY VIA DISTRIBUTION AUTOMATION TO REDUCE THE AMOUNT OF CUSTOMERS EXPERIENCING AN OUTAGE.		SECOND HALF OF 2024
10		SPRINGFIELD TOWNSHIP, MILLBURN TOWNSHIP	INSTALL AUTOMATIC LOOP SCHEMES WITH ADVANCED RECLOSERS AND SCADA TO ENABLE AUTOMATIC LOAD TRANSFER DURING OUTAGE EVENTS.	IMPROVE RESILIENCY VIA DISTRIBUTION AUTOMATION TO REDUCE THE AMOUNT OF CUSTOMERS EXPERIENCING AN OUTAGE.	\$ 85,000	SECOND HALF OF 2024
10		MILLBURN TOWNSHIP, NEW PROVIDENCE BOROUGH, SUMMIT CITY, SPRINGFIELD TOWNSHIP	INSTALL AUTOMATIC LOOP SCHEMES WITH ADVANCED RECLOSERS AND SCADA TO ENABLE AUTOMATIC LOAD TRANSFER DURING OUTAGE EVENTS.	IMPROVE RESILIENCY VIA DISTRIBUTION AUTOMATION TO REDUCE THE AMOUNT OF CUSTOMERS EXPERIENCING AN OUTAGE.		SECOND HALF OF 2024
11		BRANCHBURG TOWNSHIP, HILLSBOROUGH TOWNSHIP, CLINTON TOWNSHIP, EAST AMWELL TOWNSHIP, READINGTON TOWNSHIP, RARITAN	INSTALL AUTOMATIC LOOP SCHEMES WITH ADVANCED RECLOSERS AND SCADA TO ENABLE AUTOMATIC LOAD TRANSFER DURING OUTAGE EVENTS.	IMPROVE RESILIENCY VIA DISTRIBUTION AUTOMATION TO REDUCE THE AMOUNT OF CUSTOMERS EXPERIENCING AN OUTAGE.	\$ 85,000	SECOND HALF OF 2024
11		RARITAN TOWNSHIP, PHILLIPSBURG TOWN, READINGTON TOWNSHIP, FLEMINGTON BOROUGH	INSTALL AUTOMATIC LOOP SCHEMES WITH ADVANCED RECLOSERS AND SCADA TO ENABLE AUTOMATIC LOAD TRANSFER DURING OUTAGE EVENTS.	IMPROVE RESILIENCY VIA DISTRIBUTION AUTOMATION TO REDUCE THE AMOUNT OF CUSTOMERS EXPERIENCING AN OUTAGE.		SECOND HALF OF 2024
<b>TOTAL 2024 COSTS</b>					<b>\$ 5,187,115</b>	

Location Count	LOCATION (Substation/Circuit)	TOWNSHIP	DESCRIPTION	OBJECTIVE	COST ESTIMATE	PROJECTED IN-SERVICE DATE
<b>AUTOMATIC LOOP SCHEMES 2025</b>						
Location Count	LOCATION (Substation/Circuit)	TOWNSHIP	DESCRIPTION	OBJECTIVE	COST ESTIMATE	PROJECTED IN-SERVICE DATE
12		WARREN TOWNSHIP, HARDING TOWNSHIP, BERNARDSVILLE BOROUGH, BERNARDS TOWNSHIP	INSTALL AUTOMATIC LOOP SCHEMES WITH ADVANCED RE ClosERS AND SCADA TO ENABLE AUTOMATIC LOAD TRANSFER DURING OUTAGE EVENTS.	IMPROVE RESILIENCY VIA DISTRIBUTION AUTOMATION TO REDUCE THE AMOUNT OF CUSTOMERS EXPERIENCING AN OUTAGE.	\$ 1,468,450	FIRST HALF OF 2025
12		MENDHAM BOROUGH, BERNARDS TOWNSHIP, BERNARDSVILLE BOROUGH	INSTALL AUTOMATIC LOOP SCHEMES WITH ADVANCED RE ClosERS AND SCADA TO ENABLE AUTOMATIC LOAD TRANSFER DURING OUTAGE EVENTS.	IMPROVE RESILIENCY VIA DISTRIBUTION AUTOMATION TO REDUCE THE AMOUNT OF CUSTOMERS EXPERIENCING AN OUTAGE.		FIRST HALF OF 2025
13		STILLWATER TOWNSHIP, BYRAM TOWNSHIP, JEFFERSON TOWNSHIP, SPARTA TOWNSHIP, OGDENSBURG BOROUGH	INSTALL AUTOMATIC LOOP SCHEMES WITH ADVANCED RE ClosERS AND SCADA TO ENABLE AUTOMATIC LOAD TRANSFER DURING OUTAGE EVENTS.	IMPROVE RESILIENCY VIA DISTRIBUTION AUTOMATION TO REDUCE THE AMOUNT OF CUSTOMERS EXPERIENCING AN OUTAGE.	\$ 5,765,195	FIRST HALF OF 2025
13		ANDOVER BOROUGH, ANDOVER TOWNSHIP, JEFFERSON TOWNSHIP, GREEN TOWNSHIP, STILLWATER TOWNSHIP	INSTALL AUTOMATIC LOOP SCHEMES WITH ADVANCED RE ClosERS AND SCADA TO ENABLE AUTOMATIC LOAD TRANSFER DURING OUTAGE EVENTS.	IMPROVE RESILIENCY VIA DISTRIBUTION AUTOMATION TO REDUCE THE AMOUNT OF CUSTOMERS EXPERIENCING AN OUTAGE.		FIRST HALF OF 2025
14		HAMBURG BOROUGH, HARDYSTON TOWNSHIP, PARSIPPANY TROY HILLS TOWNSHIP, SUSSEX BOROUGH, VERNON TOWNSHIP	INSTALL AUTOMATIC LOOP SCHEMES WITH ADVANCED RE ClosERS AND SCADA TO ENABLE AUTOMATIC LOAD TRANSFER DURING OUTAGE EVENTS.	IMPROVE RESILIENCY VIA DISTRIBUTION AUTOMATION TO REDUCE THE AMOUNT OF CUSTOMERS EXPERIENCING AN OUTAGE.	\$ 668,510	FIRST HALF OF 2025
14		SUSSEX BOROUGH, HARDYSTON TOWNSHIP, SANDYSTON TOWNSHIP, WANTAGE TOWNSHIP, VERNON TOWNSHIP	INSTALL AUTOMATIC LOOP SCHEMES WITH ADVANCED RE ClosERS AND SCADA TO ENABLE AUTOMATIC LOAD TRANSFER DURING OUTAGE EVENTS.	IMPROVE RESILIENCY VIA DISTRIBUTION AUTOMATION TO REDUCE THE AMOUNT OF CUSTOMERS EXPERIENCING AN OUTAGE.		FIRST HALF OF 2025
15		LAKEWOOD TOWNSHIP, JACKSON TOWNSHIP, MANCHESTER TOWNSHIP	INSTALL AUTOMATIC LOOP SCHEMES WITH ADVANCED RE ClosERS AND SCADA TO ENABLE AUTOMATIC LOAD TRANSFER DURING OUTAGE EVENTS.	IMPROVE RESILIENCY VIA DISTRIBUTION AUTOMATION TO REDUCE THE AMOUNT OF CUSTOMERS EXPERIENCING AN OUTAGE.	\$ 678,515	FIRST HALF OF 2025
15		JACKSON TOWNSHIP, FREEHOLD BOROUGH	INSTALL AUTOMATIC LOOP SCHEMES WITH ADVANCED RE ClosERS AND SCADA TO ENABLE AUTOMATIC LOAD TRANSFER DURING OUTAGE EVENTS.	IMPROVE RESILIENCY VIA DISTRIBUTION AUTOMATION TO REDUCE THE AMOUNT OF CUSTOMERS EXPERIENCING AN OUTAGE.		FIRST HALF OF 2025
16		HARDYSTON TOWNSHIP, VERNON TOWNSHIP, NEWTON TOWN, FRANKLIN BOROUGH, ANDOVER TOWNSHIP, HAMBURG TOWNSHIP	INSTALL AUTOMATIC LOOP SCHEMES WITH ADVANCED RE ClosERS AND SCADA TO ENABLE AUTOMATIC LOAD TRANSFER DURING OUTAGE EVENTS.	IMPROVE RESILIENCY VIA DISTRIBUTION AUTOMATION TO REDUCE THE AMOUNT OF CUSTOMERS EXPERIENCING AN OUTAGE.	\$ 1,273,655	SECOND HALF OF 2025
16		WANTAGE TOWNSHIP, HAMBURG BOROUGH, VERNON TOWNSHIP, HARDYSTON TOWNSHIP, HIGH BRIDGE BOROUGH	INSTALL AUTOMATIC LOOP SCHEMES WITH ADVANCED RE ClosERS AND SCADA TO ENABLE AUTOMATIC LOAD TRANSFER DURING OUTAGE EVENTS.	IMPROVE RESILIENCY VIA DISTRIBUTION AUTOMATION TO REDUCE THE AMOUNT OF CUSTOMERS EXPERIENCING AN OUTAGE.		SECOND HALF OF 2025
17		LAKEWOOD TOWNSHIP, JACKSON TOWNSHIP, NORTH HANOVER TOWNSHIP	INSTALL AUTOMATIC LOOP SCHEMES WITH ADVANCED RE ClosERS AND SCADA TO ENABLE AUTOMATIC LOAD TRANSFER DURING OUTAGE EVENTS.	IMPROVE RESILIENCY VIA DISTRIBUTION AUTOMATION TO REDUCE THE AMOUNT OF CUSTOMERS EXPERIENCING AN OUTAGE.	\$ 858,750	SECOND HALF OF 2025
17		NORTH HANOVER TOWNSHIP, JACKSON TOWNSHIP, LAKEWOOD TOWNSHIP	INSTALL AUTOMATIC LOOP SCHEMES WITH ADVANCED RE ClosERS AND SCADA TO ENABLE AUTOMATIC LOAD TRANSFER DURING OUTAGE EVENTS.	IMPROVE RESILIENCY VIA DISTRIBUTION AUTOMATION TO REDUCE THE AMOUNT OF CUSTOMERS EXPERIENCING AN OUTAGE.		SECOND HALF OF 2025
<b>TOTAL 2025 COSTS</b>					<b>\$ 10,713,075</b>	



Location Count	LOCATION (Substation/Circuit)	TOWNSHIP	DESCRIPTION	OBJECTIVE	COST ESTIMATE	PROJECTED IN-SERVICE DATE
<b>AUTOMATIC LOOP SCHEMES 2026</b>						
Location Count	LOCATION (Substation/Circuit)	TOWNSHIP	DESCRIPTION	OBJECTIVE	COST ESTIMATE	PROJECTED IN-SERVICE DATE
18		MARLBORO TOWNSHIP,MIDDLETOWN TOWNSHIP,COLTS NECK TOWNSHIP,HOLMDEL TOWNSHIP	INSTALL AUTOMATIC LOOP SCHEMES WITH ADVANCED REclosERS AND SCADA TO ENABLE AUTOMATIC LOAD TRANSFER DURING OUTAGE EVENTS.	IMPROVE RESILIENCY VIA DISTRIBUTION AUTOMATION TO REDUCE THE AMOUNT OF CUSTOMERS EXPERIENCING AN OUTAGE.	\$ 1,094,355	FIRST HALF OF 2026
18		HOLMDEL TOWNSHIP,COLTS NECK TOWNSHIP,FREEHOLD TOWNSHIP,MARLBORO TOWNSHIP	INSTALL AUTOMATIC LOOP SCHEMES WITH ADVANCED REclosERS AND SCADA TO ENABLE AUTOMATIC LOAD TRANSFER DURING OUTAGE EVENTS.	IMPROVE RESILIENCY VIA DISTRIBUTION AUTOMATION TO REDUCE THE AMOUNT OF CUSTOMERS EXPERIENCING AN OUTAGE.		FIRST HALF OF 2026
19		EAST WINDSOR TOWNSHIP	INSTALL AUTOMATIC LOOP SCHEMES WITH ADVANCED REclosERS AND SCADA TO ENABLE AUTOMATIC LOAD TRANSFER DURING OUTAGE EVENTS.	IMPROVE RESILIENCY VIA DISTRIBUTION AUTOMATION TO REDUCE THE AMOUNT OF CUSTOMERS EXPERIENCING AN OUTAGE.	\$ 1,050,525	FIRST HALF OF 2026
19		EAST WINDSOR TOWNSHIP,WEST WINDSOR TOWNSHIP,ROBBINSVILLE TOWNSHIP	INSTALL AUTOMATIC LOOP SCHEMES WITH ADVANCED REclosERS AND SCADA TO ENABLE AUTOMATIC LOAD TRANSFER DURING OUTAGE EVENTS.	IMPROVE RESILIENCY VIA DISTRIBUTION AUTOMATION TO REDUCE THE AMOUNT OF CUSTOMERS EXPERIENCING AN OUTAGE.		FIRST HALF OF 2026
20		HOLMDEL TOWNSHIP,HAZLET TOWNSHIP,KEYPORT BOROUGH,UNION BEACH BOROUGH	INSTALL AUTOMATIC LOOP SCHEMES WITH ADVANCED REclosERS AND SCADA TO ENABLE AUTOMATIC LOAD TRANSFER DURING OUTAGE EVENTS.	IMPROVE RESILIENCY VIA DISTRIBUTION AUTOMATION TO REDUCE THE AMOUNT OF CUSTOMERS EXPERIENCING AN OUTAGE.	\$ 1,220,050	FIRST HALF OF 2026
20		HAZLET TOWNSHIP,HOLMDEL TOWNSHIP,KEANSBURG BOROUGH,MIDDLETOWN TOWNSHIP	INSTALL AUTOMATIC LOOP SCHEMES WITH ADVANCED REclosERS AND SCADA TO ENABLE AUTOMATIC LOAD TRANSFER DURING OUTAGE EVENTS.	IMPROVE RESILIENCY VIA DISTRIBUTION AUTOMATION TO REDUCE THE AMOUNT OF CUSTOMERS EXPERIENCING AN OUTAGE.		FIRST HALF OF 2026
21		SHREWSBURY BOROUGH,EATONTOWN BOROUGH,SHREWSBURY TOWNSHIP,TINTON FALLS BOROUGH	INSTALL AUTOMATIC LOOP SCHEMES WITH ADVANCED REclosERS AND SCADA TO ENABLE AUTOMATIC LOAD TRANSFER DURING OUTAGE EVENTS.	IMPROVE RESILIENCY VIA DISTRIBUTION AUTOMATION TO REDUCE THE AMOUNT OF CUSTOMERS EXPERIENCING AN OUTAGE.	\$ 372,040	FIRST HALF OF 2026
21		EATONTOWN BOROUGH,SHREWSBURY BOROUGH,SHREWSBURY TOWNSHIP,TINTON FALLS BOROUGH	INSTALL AUTOMATIC LOOP SCHEMES WITH ADVANCED REclosERS AND SCADA TO ENABLE AUTOMATIC LOAD TRANSFER DURING OUTAGE EVENTS.	IMPROVE RESILIENCY VIA DISTRIBUTION AUTOMATION TO REDUCE THE AMOUNT OF CUSTOMERS EXPERIENCING AN OUTAGE.		FIRST HALF OF 2026
22		BRANCHBURG TOWNSHIP,CLINTON TOWNSHIP,ALLAMUCHY TOWNSHIP,READINGTON TOWNSHIP	INSTALL AUTOMATIC LOOP SCHEMES WITH ADVANCED REclosERS AND SCADA TO ENABLE AUTOMATIC LOAD TRANSFER DURING OUTAGE EVENTS.	IMPROVE RESILIENCY VIA DISTRIBUTION AUTOMATION TO REDUCE THE AMOUNT OF CUSTOMERS EXPERIENCING AN OUTAGE.	\$ 2,374,420	SECOND HALF OF 2026
22		LEBANON TOWNSHIP,READINGTON TOWNSHIP,LEBANON BOROUGH,CLINTON TOWNSHIP,RARITAN TOWNSHIP,TEWKSBURY TOWNSHIP,BEDMINSTER TOWNSHIP,BERNARDS	INSTALL AUTOMATIC LOOP SCHEMES WITH ADVANCED REclosERS AND SCADA TO ENABLE AUTOMATIC LOAD TRANSFER DURING OUTAGE EVENTS.	IMPROVE RESILIENCY VIA DISTRIBUTION AUTOMATION TO REDUCE THE AMOUNT OF CUSTOMERS EXPERIENCING AN OUTAGE.		SECOND HALF OF 2026
23		TOWNSHIP,BERNARDSVILLE BOROUGH,BRIDGEWATER TOWNSHIP,HARDING TOWNSHIP	INSTALL AUTOMATIC LOOP SCHEMES WITH ADVANCED REclosERS AND SCADA TO ENABLE AUTOMATIC LOAD TRANSFER DURING OUTAGE EVENTS.	IMPROVE RESILIENCY VIA DISTRIBUTION AUTOMATION TO REDUCE THE AMOUNT OF CUSTOMERS EXPERIENCING AN OUTAGE.	\$ 1,913,615	SECOND HALF OF 2026
23		BERNARDS TOWNSHIP,BEDMINSTER TOWNSHIP,BRIDGEWATER TOWNSHIP,TOMS RIVER TOWNSHIP	INSTALL AUTOMATIC LOOP SCHEMES WITH ADVANCED REclosERS AND SCADA TO ENABLE AUTOMATIC LOAD TRANSFER DURING OUTAGE EVENTS.	IMPROVE RESILIENCY VIA DISTRIBUTION AUTOMATION TO REDUCE THE AMOUNT OF CUSTOMERS EXPERIENCING AN OUTAGE.		SECOND HALF OF 2026

Location Count	LOCATION (Substation/Circuit)	TOWNSHIP	DESCRIPTION	OBJECTIVE	COST ESTIMATE	PROJECTED IN-SERVICE DATE
24		FREEHOLD BOROUGH, FREEHOLD TOWNSHIP, HOWELL TOWNSHIP, FARMINGDALE BOROUGH, WALL TOWNSHIP	INSTALL AUTOMATIC LOOP SCHEMES WITH ADVANCED RECLOSERS AND SCADA TO ENABLE AUTOMATIC LOAD TRANSFER DURING OUTAGE EVENTS.	IMPROVE RESILIENCY VIA DISTRIBUTION AUTOMATION TO REDUCE THE AMOUNT OF CUSTOMERS EXPERIENCING AN OUTAGE.	\$ 2,555,920	SECOND HALF OF 2026
24		COLTS NECK TOWNSHIP, NEPTUNE TOWNSHIP, HOWELL TOWNSHIP, TINTON FALLS BOROUGH, WALL TOWNSHIP, FARMINGDALE BOROUGH	INSTALL AUTOMATIC LOOP SCHEMES WITH ADVANCED RECLOSERS AND SCADA TO ENABLE AUTOMATIC LOAD TRANSFER DURING OUTAGE EVENTS.	IMPROVE RESILIENCY VIA DISTRIBUTION AUTOMATION TO REDUCE THE AMOUNT OF CUSTOMERS EXPERIENCING AN OUTAGE.		SECOND HALF OF 2026
25		MANALAPAN TOWNSHIP, ENGLISHTOWN BOROUGH, MARLBORO TOWNSHIP	INSTALL AUTOMATIC LOOP SCHEMES WITH ADVANCED RECLOSERS AND SCADA TO ENABLE AUTOMATIC LOAD TRANSFER DURING OUTAGE EVENTS.	IMPROVE RESILIENCY VIA DISTRIBUTION AUTOMATION TO REDUCE THE AMOUNT OF CUSTOMERS EXPERIENCING AN OUTAGE.	\$ 544,570	SECOND HALF OF 2026
25		MARLBORO TOWNSHIP, MANALAPAN TOWNSHIP, FREEHOLD TOWNSHIP, MONROE TOWNSHIP, ENGLISHTOWN BOROUGH	INSTALL AUTOMATIC LOOP SCHEMES WITH ADVANCED RECLOSERS AND SCADA TO ENABLE AUTOMATIC LOAD TRANSFER DURING OUTAGE EVENTS.	IMPROVE RESILIENCY VIA DISTRIBUTION AUTOMATION TO REDUCE THE AMOUNT OF CUSTOMERS EXPERIENCING AN OUTAGE.		SECOND HALF OF 2026
<b>TOTAL 2026 COSTS</b>					<b>\$ 11,125,495</b>	

**AUTOMATIC LOOP SCHEMES 2027**

Location Count	LOCATION (Substation/Circuit)	TOWNSHIP	DESCRIPTION	OBJECTIVE	COST ESTIMATE	PROJECTED IN-SERVICE DATE
26		HAZLET TOWNSHIP, HOLMDEL TOWNSHIP, ABERDEEN TOWNSHIP, MATAWAN BOROUGH	INSTALL AUTOMATIC LOOP SCHEMES WITH ADVANCED RECLOSERS AND SCADA TO ENABLE AUTOMATIC LOAD TRANSFER DURING OUTAGE EVENTS.	IMPROVE RESILIENCY VIA DISTRIBUTION AUTOMATION TO REDUCE THE AMOUNT OF CUSTOMERS EXPERIENCING AN OUTAGE.	\$ 1,433,375	FIRST HALF OF 2027
26		HOLMDEL TOWNSHIP, MIDDLETOWN TOWNSHIP, MATAWAN BOROUGH, FARMINGDALE BOROUGH, ABERDEEN TOWNSHIP	INSTALL AUTOMATIC LOOP SCHEMES WITH ADVANCED RECLOSERS AND SCADA TO ENABLE AUTOMATIC LOAD TRANSFER DURING OUTAGE EVENTS.	IMPROVE RESILIENCY VIA DISTRIBUTION AUTOMATION TO REDUCE THE AMOUNT OF CUSTOMERS EXPERIENCING AN OUTAGE.		FIRST HALF OF 2027
27		SPOTSWOOD BOROUGH, EAST BRUNSWICK TOWNSHIP, SOUTH BRUNSWICK TOWNSHIP	INSTALL AUTOMATIC LOOP SCHEMES WITH ADVANCED RECLOSERS AND SCADA TO ENABLE AUTOMATIC LOAD TRANSFER DURING OUTAGE EVENTS.	IMPROVE RESILIENCY VIA DISTRIBUTION AUTOMATION TO REDUCE THE AMOUNT OF CUSTOMERS EXPERIENCING AN OUTAGE.	\$ 255,000	FIRST HALF OF 2027
27		JAMESBURG BOROUGH, EAST BRUNSWICK TOWNSHIP, CRANBURY TOWNSHIP, SOUTH BRUNSWICK TOWNSHIP, HELMETTA	INSTALL AUTOMATIC LOOP SCHEMES WITH ADVANCED RECLOSERS AND SCADA TO ENABLE AUTOMATIC LOAD TRANSFER DURING OUTAGE EVENTS.	IMPROVE RESILIENCY VIA DISTRIBUTION AUTOMATION TO REDUCE THE AMOUNT OF CUSTOMERS EXPERIENCING AN OUTAGE.		FIRST HALF OF 2027
28		OLD BRIDGE TOWNSHIP, HOLMDEL TOWNSHIP	INSTALL AUTOMATIC LOOP SCHEMES WITH ADVANCED RECLOSERS AND SCADA TO ENABLE AUTOMATIC LOAD TRANSFER DURING OUTAGE EVENTS.	IMPROVE RESILIENCY VIA DISTRIBUTION AUTOMATION TO REDUCE THE AMOUNT OF CUSTOMERS EXPERIENCING AN OUTAGE.	\$ 170,000	FIRST HALF OF 2027
28		SOUTH AMBOY CITY, OLD BRIDGE TOWNSHIP, MATAWAN BOROUGH, SAYREVILLE BOROUGH	INSTALL AUTOMATIC LOOP SCHEMES WITH ADVANCED RECLOSERS AND SCADA TO ENABLE AUTOMATIC LOAD TRANSFER DURING OUTAGE EVENTS.	IMPROVE RESILIENCY VIA DISTRIBUTION AUTOMATION TO REDUCE THE AMOUNT OF CUSTOMERS EXPERIENCING AN OUTAGE.		FIRST HALF OF 2027
29		MANALAPAN TOWNSHIP, ENGLISHTOWN BOROUGH, OLD BRIDGE TOWNSHIP, MARLBORO TOWNSHIP	INSTALL AUTOMATIC LOOP SCHEMES WITH ADVANCED RECLOSERS AND SCADA TO ENABLE AUTOMATIC LOAD TRANSFER DURING OUTAGE EVENTS.	IMPROVE RESILIENCY VIA DISTRIBUTION AUTOMATION TO REDUCE THE AMOUNT OF CUSTOMERS EXPERIENCING AN OUTAGE.	\$ 255,000	FIRST HALF OF 2027
29		MANALAPAN TOWNSHIP, ENGLISHTOWN BOROUGH, MARLBORO TOWNSHIP, FREEHOLD TOWNSHIP	INSTALL AUTOMATIC LOOP SCHEMES WITH ADVANCED RECLOSERS AND SCADA TO ENABLE AUTOMATIC LOAD TRANSFER DURING OUTAGE EVENTS.	IMPROVE RESILIENCY VIA DISTRIBUTION AUTOMATION TO REDUCE THE AMOUNT OF CUSTOMERS EXPERIENCING AN OUTAGE.		FIRST HALF OF 2027

Location Count	LOCATION (Substation/Circuit)	TOWNSHIP	DESCRIPTION	OBJECTIVE	COST ESTIMATE	PROJECTED IN-SERVICE DATE
30		EAST WINDSOR TOWNSHIP, UPPER FREEHOLD TOWNSHIP, MILLSTONE TOWNSHIP, ROBBINSVILLE TOWNSHIP	INSTALL AUTOMATIC LOOP SCHEMES WITH ADVANCED RECLOSERS AND SCADA TO ENABLE AUTOMATIC LOAD TRANSFER DURING OUTAGE EVENTS.	IMPROVE RESILIENCY VIA DISTRIBUTION AUTOMATION TO REDUCE THE AMOUNT OF CUSTOMERS EXPERIENCING AN OUTAGE.	\$ 2,519,825	FIRST HALF OF 2027
30		EAST WINDSOR TOWNSHIP, HIGHTSTOWN BOROUGH, WEST WINDSOR TOWNSHIP	INSTALL AUTOMATIC LOOP SCHEMES WITH ADVANCED RECLOSERS AND SCADA TO ENABLE AUTOMATIC LOAD TRANSFER DURING OUTAGE EVENTS.	IMPROVE RESILIENCY VIA DISTRIBUTION AUTOMATION TO REDUCE THE AMOUNT OF CUSTOMERS EXPERIENCING AN OUTAGE.		FIRST HALF OF 2027
31		PEMBERTON TOWNSHIP, WOODLAND TOWNSHIP, PEMBERTON BOROUGH	INSTALL AUTOMATIC LOOP SCHEMES WITH ADVANCED RECLOSERS AND SCADA TO ENABLE AUTOMATIC LOAD TRANSFER DURING OUTAGE EVENTS.	IMPROVE RESILIENCY VIA DISTRIBUTION AUTOMATION TO REDUCE THE AMOUNT OF CUSTOMERS EXPERIENCING AN OUTAGE.	\$ 1,146,450	FIRST HALF OF 2027
31		PEMBERTON TOWNSHIP	INSTALL AUTOMATIC LOOP SCHEMES WITH ADVANCED RECLOSERS AND SCADA TO ENABLE AUTOMATIC LOAD TRANSFER DURING OUTAGE EVENTS.	IMPROVE RESILIENCY VIA DISTRIBUTION AUTOMATION TO REDUCE THE AMOUNT OF CUSTOMERS EXPERIENCING AN OUTAGE.		FIRST HALF OF 2027
32		BERKELEY TOWNSHIP, SOUTH TOMS RIVER BOROUGH, TOMS RIVER TOWNSHIP, LONG BRANCH CITY	INSTALL AUTOMATIC LOOP SCHEMES WITH ADVANCED RECLOSERS AND SCADA TO ENABLE AUTOMATIC LOAD TRANSFER DURING OUTAGE EVENTS.	IMPROVE RESILIENCY VIA DISTRIBUTION AUTOMATION TO REDUCE THE AMOUNT OF CUSTOMERS EXPERIENCING AN OUTAGE.	\$ 170,000	FIRST HALF OF 2027
32		TOMS RIVER TOWNSHIP, SOUTH TOMS RIVER BOROUGH, ISLAND HEIGHTS BOROUGH, SEASIDE PARK BOROUGH, BERKELEY TOWNSHIP, SAYREVILLE BOROUGH, OCEAN TOWNSHIP	INSTALL AUTOMATIC LOOP SCHEMES WITH ADVANCED RECLOSERS AND SCADA TO ENABLE AUTOMATIC LOAD TRANSFER DURING OUTAGE EVENTS.	IMPROVE RESILIENCY VIA DISTRIBUTION AUTOMATION TO REDUCE THE AMOUNT OF CUSTOMERS EXPERIENCING AN OUTAGE.		FIRST HALF OF 2027
33		OCEAN GATE BOROUGH, BAY HEAD BOROUGH, BERKELEY TOWNSHIP	INSTALL AUTOMATIC LOOP SCHEMES WITH ADVANCED RECLOSERS AND SCADA TO ENABLE AUTOMATIC LOAD TRANSFER DURING OUTAGE EVENTS.	IMPROVE RESILIENCY VIA DISTRIBUTION AUTOMATION TO REDUCE THE AMOUNT OF CUSTOMERS EXPERIENCING AN OUTAGE.	\$ 170,000	FIRST HALF OF 2027
33		BERKELEY TOWNSHIP, WARREN TOWNSHIP, OCEAN GATE BOROUGH, PINE BEACH BOROUGH	INSTALL AUTOMATIC LOOP SCHEMES WITH ADVANCED RECLOSERS AND SCADA TO ENABLE AUTOMATIC LOAD TRANSFER DURING OUTAGE EVENTS.	IMPROVE RESILIENCY VIA DISTRIBUTION AUTOMATION TO REDUCE THE AMOUNT OF CUSTOMERS EXPERIENCING AN OUTAGE.		FIRST HALF OF 2027
34		TOMS RIVER TOWNSHIP, SOUTH TOMS RIVER BOROUGH, MANCHESTER TOWNSHIP, LAKEWOOD TOWNSHIP, BERKELEY TOWNSHIP	INSTALL AUTOMATIC LOOP SCHEMES WITH ADVANCED RECLOSERS AND SCADA TO ENABLE AUTOMATIC LOAD TRANSFER DURING OUTAGE EVENTS.	IMPROVE RESILIENCY VIA DISTRIBUTION AUTOMATION TO REDUCE THE AMOUNT OF CUSTOMERS EXPERIENCING AN OUTAGE.	\$ 535,800	FIRST HALF OF 2027
34		TOMS RIVER TOWNSHIP	INSTALL AUTOMATIC LOOP SCHEMES WITH ADVANCED RECLOSERS AND SCADA TO ENABLE AUTOMATIC LOAD TRANSFER DURING OUTAGE EVENTS.	IMPROVE RESILIENCY VIA DISTRIBUTION AUTOMATION TO REDUCE THE AMOUNT OF CUSTOMERS EXPERIENCING AN OUTAGE.		FIRST HALF OF 2027
35		LONG BRANCH CITY, OCEAN TOWNSHIP	INSTALL AUTOMATIC LOOP SCHEMES WITH ADVANCED RECLOSERS AND SCADA TO ENABLE AUTOMATIC LOAD TRANSFER DURING OUTAGE EVENTS.	IMPROVE RESILIENCY VIA DISTRIBUTION AUTOMATION TO REDUCE THE AMOUNT OF CUSTOMERS EXPERIENCING AN OUTAGE.	\$ 343,420	FIRST HALF OF 2027
35		OCEAN TOWNSHIP, LONG BRANCH CITY, MONMOUTH BEACH BOROUGH	INSTALL AUTOMATIC LOOP SCHEMES WITH ADVANCED RECLOSERS AND SCADA TO ENABLE AUTOMATIC LOAD TRANSFER DURING OUTAGE EVENTS.	IMPROVE RESILIENCY VIA DISTRIBUTION AUTOMATION TO REDUCE THE AMOUNT OF CUSTOMERS EXPERIENCING AN OUTAGE.		FIRST HALF OF 2027
36		TOMS RIVER TOWNSHIP, BRICK TOWNSHIP, MANTOLOKING BOROUGH	INSTALL AUTOMATIC LOOP SCHEMES WITH ADVANCED RECLOSERS AND SCADA TO ENABLE AUTOMATIC LOAD TRANSFER DURING OUTAGE EVENTS.	IMPROVE RESILIENCY VIA DISTRIBUTION AUTOMATION TO REDUCE THE AMOUNT OF CUSTOMERS EXPERIENCING AN OUTAGE.	\$ 170,000	FIRST HALF OF 2027

Location Count	LOCATION (Substation/Circuit)	TOWNSHIP	DESCRIPTION	OBJECTIVE	COST ESTIMATE	PROJECTED IN-SERVICE DATE
36		TOMS RIVER TOWNSHIP, BRICK TOWNSHIP, LAVALLETTE BOROUGH	INSTALL AUTOMATIC LOOP SCHEMES WITH ADVANCED RECLOSERS AND SCADA TO ENABLE AUTOMATIC LOAD TRANSFER DURING OUTAGE EVENTS.	IMPROVE RESILIENCY VIA DISTRIBUTION AUTOMATION TO REDUCE THE AMOUNT OF CUSTOMERS EXPERIENCING AN OUTAGE.		FIRST HALF OF 2027
37		OCEAN TOWNSHIP, POINT PLEASANT BOROUGH, BRICK TOWNSHIP	INSTALL AUTOMATIC LOOP SCHEMES WITH ADVANCED RECLOSERS AND SCADA TO ENABLE AUTOMATIC LOAD TRANSFER DURING OUTAGE EVENTS.	IMPROVE RESILIENCY VIA DISTRIBUTION AUTOMATION TO REDUCE THE AMOUNT OF CUSTOMERS EXPERIENCING AN OUTAGE.	\$ 170,000	FIRST HALF OF 2027
37		BRICK TOWNSHIP, TOMS RIVER TOWNSHIP	INSTALL AUTOMATIC LOOP SCHEMES WITH ADVANCED RECLOSERS AND SCADA TO ENABLE AUTOMATIC LOAD TRANSFER DURING OUTAGE EVENTS.	IMPROVE RESILIENCY VIA DISTRIBUTION AUTOMATION TO REDUCE THE AMOUNT OF CUSTOMERS EXPERIENCING AN OUTAGE.		FIRST HALF OF 2027
38		POINT PLEASANT BOROUGH, BAY HEAD BOROUGH, POINT PLEASANT BEACH BOROUGH	INSTALL AUTOMATIC LOOP SCHEMES WITH ADVANCED RECLOSERS AND SCADA TO ENABLE AUTOMATIC LOAD TRANSFER DURING OUTAGE EVENTS.	IMPROVE RESILIENCY VIA DISTRIBUTION AUTOMATION TO REDUCE THE AMOUNT OF CUSTOMERS EXPERIENCING AN OUTAGE.	\$ 272,120	FIRST HALF OF 2027
38		POINT PLEASANT BOROUGH, POINT PLEASANT BEACH BOROUGH	INSTALL AUTOMATIC LOOP SCHEMES WITH ADVANCED RECLOSERS AND SCADA TO ENABLE AUTOMATIC LOAD TRANSFER DURING OUTAGE EVENTS.	IMPROVE RESILIENCY VIA DISTRIBUTION AUTOMATION TO REDUCE THE AMOUNT OF CUSTOMERS EXPERIENCING AN OUTAGE.		FIRST HALF OF 2027
39		MANASQUAN BOROUGH, BRIELLE BOROUGH, MANALAPAN TOWNSHIP	INSTALL AUTOMATIC LOOP SCHEMES WITH ADVANCED RECLOSERS AND SCADA TO ENABLE AUTOMATIC LOAD TRANSFER DURING OUTAGE EVENTS.	IMPROVE RESILIENCY VIA DISTRIBUTION AUTOMATION TO REDUCE THE AMOUNT OF CUSTOMERS EXPERIENCING AN OUTAGE.	\$ 105,225	FIRST HALF OF 2027
39		WALL TOWNSHIP, MANASQUAN BOROUGH, BRIELLE BOROUGH, MANALAPAN TOWNSHIP	INSTALL AUTOMATIC LOOP SCHEMES WITH ADVANCED RECLOSERS AND SCADA TO ENABLE AUTOMATIC LOAD TRANSFER DURING OUTAGE EVENTS.	IMPROVE RESILIENCY VIA DISTRIBUTION AUTOMATION TO REDUCE THE AMOUNT OF CUSTOMERS EXPERIENCING AN OUTAGE.		FIRST HALF OF 2027
40		WALL TOWNSHIP, MANASQUAN BOROUGH	INSTALL AUTOMATIC LOOP SCHEMES WITH ADVANCED RECLOSERS AND SCADA TO ENABLE AUTOMATIC LOAD TRANSFER DURING OUTAGE EVENTS.	IMPROVE RESILIENCY VIA DISTRIBUTION AUTOMATION TO REDUCE THE AMOUNT OF CUSTOMERS EXPERIENCING AN OUTAGE.	\$ 238,050	FIRST HALF OF 2027
40		BRIELLE BOROUGH, MANASQUAN BOROUGH, MANALAPAN TOWNSHIP	INSTALL AUTOMATIC LOOP SCHEMES WITH ADVANCED RECLOSERS AND SCADA TO ENABLE AUTOMATIC LOAD TRANSFER DURING OUTAGE EVENTS.	IMPROVE RESILIENCY VIA DISTRIBUTION AUTOMATION TO REDUCE THE AMOUNT OF CUSTOMERS EXPERIENCING AN OUTAGE.		FIRST HALF OF 2027
41		NETCONG BOROUGH, STANHOPE BOROUGH, MOUNT OLIVE TOWNSHIP, ROXBURY TOWNSHIP	INSTALL AUTOMATIC LOOP SCHEMES WITH ADVANCED RECLOSERS AND SCADA TO ENABLE AUTOMATIC LOAD TRANSFER DURING OUTAGE EVENTS.	IMPROVE RESILIENCY VIA DISTRIBUTION AUTOMATION TO REDUCE THE AMOUNT OF CUSTOMERS EXPERIENCING AN OUTAGE.	\$ 2,140,039	SECOND HALF OF 2027
41		MOUNT OLIVE TOWNSHIP, ROXBURY TOWNSHIP, CHESTER TOWNSHIP, NETCONG BOROUGH	INSTALL AUTOMATIC LOOP SCHEMES WITH ADVANCED RECLOSERS AND SCADA TO ENABLE AUTOMATIC LOAD TRANSFER DURING OUTAGE EVENTS.	IMPROVE RESILIENCY VIA DISTRIBUTION AUTOMATION TO REDUCE THE AMOUNT OF CUSTOMERS EXPERIENCING AN OUTAGE.		SECOND HALF OF 2027
42		BERNARDS TOWNSHIP, MORRIS TOWNSHIP, MORRISTOWN TOWN, CHATHAM TOWNSHIP, HARDING TOWNSHIP, BERNARDSVILLE BOROUGH, BEDMINSTER TOWNSHIP	INSTALL AUTOMATIC LOOP SCHEMES WITH ADVANCED RECLOSERS AND SCADA TO ENABLE AUTOMATIC LOAD TRANSFER DURING OUTAGE EVENTS.	IMPROVE RESILIENCY VIA DISTRIBUTION AUTOMATION TO REDUCE THE AMOUNT OF CUSTOMERS EXPERIENCING AN OUTAGE.	\$ 2,052,788	SECOND HALF OF 2027
42		BERNARDS TOWNSHIP, BRIDGEWATER TOWNSHIP, HARDING TOWNSHIP, BERNARDSVILLE BOROUGH	INSTALL AUTOMATIC LOOP SCHEMES WITH ADVANCED RECLOSERS AND SCADA TO ENABLE AUTOMATIC LOAD TRANSFER DURING OUTAGE EVENTS.	IMPROVE RESILIENCY VIA DISTRIBUTION AUTOMATION TO REDUCE THE AMOUNT OF CUSTOMERS EXPERIENCING AN OUTAGE.		SECOND HALF OF 2027

Location Count	LOCATION (Substation/Circuit)	TOWNSHIP	DESCRIPTION	OBJECTIVE	COST ESTIMATE	PROJECTED IN-SERVICE DATE
43		MOUNT OLIVE TOWNSHIP	INSTALL AUTOMATIC LOOP SCHEMES WITH ADVANCED RECLOSERS AND SCADA TO ENABLE AUTOMATIC LOAD TRANSFER DURING OUTAGE EVENTS.	IMPROVE RESILIENCY VIA DISTRIBUTION AUTOMATION TO REDUCE THE AMOUNT OF CUSTOMERS EXPERIENCING AN OUTAGE.	\$ 4,377,161	SECOND HALF OF 2027
43		NETCONG BOROUGH,ANDOVER TOWNSHIP,MOUNT OLIVE TOWNSHIP,BYRAM TOWNSHIP,STANHOPE BOROUGH	INSTALL AUTOMATIC LOOP SCHEMES WITH ADVANCED RECLOSERS AND SCADA TO ENABLE AUTOMATIC LOAD TRANSFER DURING OUTAGE EVENTS.	IMPROVE RESILIENCY VIA DISTRIBUTION AUTOMATION TO REDUCE THE AMOUNT OF CUSTOMERS EXPERIENCING AN OUTAGE.		SECOND HALF OF 2027
<b>TOTAL 2027 COSTS</b>					<b>\$ 16,524,253</b>	

**AUTOMATIC LOOP SCHEMES 2028**

Location Count	LOCATION (Substation/Circuit)	TOWNSHIP	DESCRIPTION	OBJECTIVE	COST ESTIMATE	PROJECTED IN-SERVICE DATE
44		TEWKSBURY TOWNSHIP,LEBANON TOWNSHIP,BEDMINSTER TOWNSHIP,BRIDGEWATER TOWNSHIP,BERNARDS TOWNSHIP,READINGTON TOWNSHIP	INSTALL AUTOMATIC LOOP SCHEMES WITH ADVANCED RECLOSERS AND SCADA TO ENABLE AUTOMATIC LOAD TRANSFER DURING OUTAGE EVENTS.	IMPROVE RESILIENCY VIA DISTRIBUTION AUTOMATION TO REDUCE THE AMOUNT OF CUSTOMERS EXPERIENCING AN OUTAGE.	\$ 8,326,693	FIRST HALF OF 2028
44		BRANCHBURG TOWNSHIP,CLINTON TOWNSHIP,ALLAMUCHY TOWNSHIP,READINGTON TOWNSHIP	INSTALL AUTOMATIC LOOP SCHEMES WITH ADVANCED RECLOSERS AND SCADA TO ENABLE AUTOMATIC LOAD TRANSFER DURING OUTAGE EVENTS.	IMPROVE RESILIENCY VIA DISTRIBUTION AUTOMATION TO REDUCE THE AMOUNT OF CUSTOMERS EXPERIENCING AN OUTAGE.		FIRST HALF OF 2028
45		BERNARDS TOWNSHIP,FAR HILLS BOROUGH,BEDMINSTER TOWNSHIP,BERNARDSVILLE BOROUGH	INSTALL AUTOMATIC LOOP SCHEMES WITH ADVANCED RECLOSERS AND SCADA TO ENABLE AUTOMATIC LOAD TRANSFER DURING OUTAGE EVENTS.	IMPROVE RESILIENCY VIA DISTRIBUTION AUTOMATION TO REDUCE THE AMOUNT OF CUSTOMERS EXPERIENCING AN OUTAGE.	\$ 255,000	SECOND HALF OF 2028
45		BERNARDS TOWNSHIP,BEDMINSTER TOWNSHIP,BRIDGEWATER TOWNSHIP,TOMS RIVER TOWNSHIP	INSTALL AUTOMATIC LOOP SCHEMES WITH ADVANCED RECLOSERS AND SCADA TO ENABLE AUTOMATIC LOAD TRANSFER DURING OUTAGE EVENTS.	IMPROVE RESILIENCY VIA DISTRIBUTION AUTOMATION TO REDUCE THE AMOUNT OF CUSTOMERS EXPERIENCING AN OUTAGE.		SECOND HALF OF 2028
46		MOUNT OLIVE TOWNSHIP,CHESTER TOWNSHIP,WASHINGTON TOWNSHIP	INSTALL AUTOMATIC LOOP SCHEMES WITH ADVANCED RECLOSERS AND SCADA TO ENABLE AUTOMATIC LOAD TRANSFER DURING OUTAGE EVENTS.	IMPROVE RESILIENCY VIA DISTRIBUTION AUTOMATION TO REDUCE THE AMOUNT OF CUSTOMERS EXPERIENCING AN OUTAGE.	\$ 300,000	SECOND HALF OF 2028
46		CHESTER TOWNSHIP,WASHINGTON TOWNSHIP,MOUNT OLIVE TOWNSHIP	INSTALL AUTOMATIC LOOP SCHEMES WITH ADVANCED RECLOSERS AND SCADA TO ENABLE AUTOMATIC LOAD TRANSFER DURING OUTAGE EVENTS.	IMPROVE RESILIENCY VIA DISTRIBUTION AUTOMATION TO REDUCE THE AMOUNT OF CUSTOMERS EXPERIENCING AN OUTAGE.		SECOND HALF OF 2028
47		BERNARDSVILLE BOROUGH,MENDHAM TOWNSHIP,FAR HILLS BOROUGH,BERNARDS TOWNSHIP,BEDMINSTER TOWNSHIP	INSTALL AUTOMATIC LOOP SCHEMES WITH ADVANCED RECLOSERS AND SCADA TO ENABLE AUTOMATIC LOAD TRANSFER DURING OUTAGE EVENTS.	IMPROVE RESILIENCY VIA DISTRIBUTION AUTOMATION TO REDUCE THE AMOUNT OF CUSTOMERS EXPERIENCING AN OUTAGE.	\$ 357,000	SECOND HALF OF 2028
47		MENDHAM BOROUGH,BERNARDS TOWNSHIP,BERNARDSVILLE BOROUGH	INSTALL AUTOMATIC LOOP SCHEMES WITH ADVANCED RECLOSERS AND SCADA TO ENABLE AUTOMATIC LOAD TRANSFER DURING OUTAGE EVENTS.	IMPROVE RESILIENCY VIA DISTRIBUTION AUTOMATION TO REDUCE THE AMOUNT OF CUSTOMERS EXPERIENCING AN OUTAGE.		SECOND HALF OF 2028
48		BERNARDSVILLE BOROUGH,BERNARDS TOWNSHIP,MENDHAM BOROUGH	INSTALL AUTOMATIC LOOP SCHEMES WITH ADVANCED RECLOSERS AND SCADA TO ENABLE AUTOMATIC LOAD TRANSFER DURING OUTAGE EVENTS.	IMPROVE RESILIENCY VIA DISTRIBUTION AUTOMATION TO REDUCE THE AMOUNT OF CUSTOMERS EXPERIENCING AN OUTAGE.	\$ 300,000	SECOND HALF OF 2028
48		BERNARDSVILLE BOROUGH,BERNARDS TOWNSHIP,BRIDGEWATER TOWNSHIP	INSTALL AUTOMATIC LOOP SCHEMES WITH ADVANCED RECLOSERS AND SCADA TO ENABLE AUTOMATIC LOAD TRANSFER DURING OUTAGE EVENTS.	IMPROVE RESILIENCY VIA DISTRIBUTION AUTOMATION TO REDUCE THE AMOUNT OF CUSTOMERS EXPERIENCING AN OUTAGE.		SECOND HALF OF 2028

Location Count	LOCATION (Substation/Circuit)	TOWNSHIP	DESCRIPTION	OBJECTIVE	COST ESTIMATE	PROJECTED IN-SERVICE DATE
49		SANDYSTON TOWNSHIP, MONTAGUE TOWNSHIP	INSTALL AUTOMATIC LOOP SCHEMES WITH ADVANCED RECLOSERS AND SCADA TO ENABLE AUTOMATIC LOAD TRANSFER DURING OUTAGE EVENTS.	IMPROVE RESILIENCY VIA DISTRIBUTION AUTOMATION TO REDUCE THE AMOUNT OF CUSTOMERS EXPERIENCING AN OUTAGE.	\$ 336,000	SECOND HALF OF 2028
49		MONTAGUE TOWNSHIP, SPOTSWOOD BOROUGH, SANDYSTON TOWNSHIP, BRANCHVILLE BOROUGH, WALPACK TOWNSHIP, SUSSEX BOROUGH, FRANKFORD TOWNSHIP	INSTALL AUTOMATIC LOOP SCHEMES WITH ADVANCED RECLOSERS AND SCADA TO ENABLE AUTOMATIC LOAD TRANSFER DURING OUTAGE EVENTS.	IMPROVE RESILIENCY VIA DISTRIBUTION AUTOMATION TO REDUCE THE AMOUNT OF CUSTOMERS EXPERIENCING AN OUTAGE.		SECOND HALF OF 2028
50		MOUNT OLIVE TOWNSHIP	INSTALL AUTOMATIC LOOP SCHEMES WITH ADVANCED RECLOSERS AND SCADA TO ENABLE AUTOMATIC LOAD TRANSFER DURING OUTAGE EVENTS.	IMPROVE RESILIENCY VIA DISTRIBUTION AUTOMATION TO REDUCE THE AMOUNT OF CUSTOMERS EXPERIENCING AN OUTAGE.	\$ 255,000	SECOND HALF OF 2028
50		ROXBURY TOWNSHIP, MOUNT OLIVE TOWNSHIP, WASHINGTON TOWNSHIP, JACKSON TOWNSHIP, HACKETTSTOWN TOWNSHIP, HAMPTON TOWNSHIP, SPARTA TOWNSHIP, WANTAGE TOWNSHIP, ROXBURY TOWNSHIP, ANDOVER	INSTALL AUTOMATIC LOOP SCHEMES WITH ADVANCED RECLOSERS AND SCADA TO ENABLE AUTOMATIC LOAD TRANSFER DURING OUTAGE EVENTS.	IMPROVE RESILIENCY VIA DISTRIBUTION AUTOMATION TO REDUCE THE AMOUNT OF CUSTOMERS EXPERIENCING AN OUTAGE.		SECOND HALF OF 2028
51		SPARTA TOWNSHIP, LAFAYETTE TOWNSHIP, STILLWATER TOWNSHIP, ANDOVER TOWNSHIP	INSTALL AUTOMATIC LOOP SCHEMES WITH ADVANCED RECLOSERS AND SCADA TO ENABLE AUTOMATIC LOAD TRANSFER DURING OUTAGE EVENTS.	IMPROVE RESILIENCY VIA DISTRIBUTION AUTOMATION TO REDUCE THE AMOUNT OF CUSTOMERS EXPERIENCING AN OUTAGE.	\$ 435,000	SECOND HALF OF 2028
51		SPARTA TOWNSHIP, LAFAYETTE TOWNSHIP, STILLWATER TOWNSHIP, ANDOVER TOWNSHIP	INSTALL AUTOMATIC LOOP SCHEMES WITH ADVANCED RECLOSERS AND SCADA TO ENABLE AUTOMATIC LOAD TRANSFER DURING OUTAGE EVENTS.	IMPROVE RESILIENCY VIA DISTRIBUTION AUTOMATION TO REDUCE THE AMOUNT OF CUSTOMERS EXPERIENCING AN OUTAGE.		SECOND HALF OF 2028
52		RANDOLPH TOWNSHIP, DENVILLE TOWNSHIP	INSTALL AUTOMATIC LOOP SCHEMES WITH ADVANCED RECLOSERS AND SCADA TO ENABLE AUTOMATIC LOAD TRANSFER DURING OUTAGE EVENTS.	IMPROVE RESILIENCY VIA DISTRIBUTION AUTOMATION TO REDUCE THE AMOUNT OF CUSTOMERS EXPERIENCING AN OUTAGE.	\$ 255,000	SECOND HALF OF 2028
52		ROCKAWAY TOWNSHIP, WASHINGTON TOWNSHIP, ROCKAWAY BOROUGH	INSTALL AUTOMATIC LOOP SCHEMES WITH ADVANCED RECLOSERS AND SCADA TO ENABLE AUTOMATIC LOAD TRANSFER DURING OUTAGE EVENTS.	IMPROVE RESILIENCY VIA DISTRIBUTION AUTOMATION TO REDUCE THE AMOUNT OF CUSTOMERS EXPERIENCING AN OUTAGE.		SECOND HALF OF 2028
<b>TOTAL 2028 COSTS</b>					<b>\$ 10,819,693</b>	

**AUTOMATIC LOOP SCHEMES 2029**

Location Count	LOCATION (Substation/Circuit)	TOWNSHIP	DESCRIPTION	OBJECTIVE	COST ESTIMATE	PROJECTED IN-SERVICE DATE
53		NEWTON TOWN, BERNARDS TOWNSHIP, ANDOVER TOWNSHIP, FREDON TOWNSHIP, ANDOVER BOROUGH, HAMPTON TOWNSHIP	INSTALL AUTOMATIC LOOP SCHEMES WITH ADVANCED RECLOSERS AND SCADA TO ENABLE AUTOMATIC LOAD TRANSFER DURING OUTAGE EVENTS.	IMPROVE RESILIENCY VIA DISTRIBUTION AUTOMATION TO REDUCE THE AMOUNT OF CUSTOMERS EXPERIENCING AN OUTAGE.	\$ 1,579,374	FIRST HALF OF 2029
53		BERNARDS TOWNSHIP, SPARTA TOWNSHIP, NEWTON TOWN, HAMPTON TOWNSHIP, FREDON TOWNSHIP	INSTALL AUTOMATIC LOOP SCHEMES WITH ADVANCED RECLOSERS AND SCADA TO ENABLE AUTOMATIC LOAD TRANSFER DURING OUTAGE EVENTS.	IMPROVE RESILIENCY VIA DISTRIBUTION AUTOMATION TO REDUCE THE AMOUNT OF CUSTOMERS EXPERIENCING AN OUTAGE.		FIRST HALF OF 2029
54		WASHINGTON TOWNSHIP, ROXBURY TOWNSHIP, LEBANON TOWNSHIP, HACKETTSTOWN TOWNSHIP, MOUNT OLIVE TOWNSHIP	INSTALL AUTOMATIC LOOP SCHEMES WITH ADVANCED RECLOSERS AND SCADA TO ENABLE AUTOMATIC LOAD TRANSFER DURING OUTAGE EVENTS.	IMPROVE RESILIENCY VIA DISTRIBUTION AUTOMATION TO REDUCE THE AMOUNT OF CUSTOMERS EXPERIENCING AN OUTAGE.	\$ 672,211	FIRST HALF OF 2029
54		MOUNT OLIVE TOWNSHIP, LEBANON TOWNSHIP, WASHINGTON TOWNSHIP, ROXBURY TOWNSHIP, HACKETTSTOWN TOWN	INSTALL AUTOMATIC LOOP SCHEMES WITH ADVANCED RECLOSERS AND SCADA TO ENABLE AUTOMATIC LOAD TRANSFER DURING OUTAGE EVENTS.	IMPROVE RESILIENCY VIA DISTRIBUTION AUTOMATION TO REDUCE THE AMOUNT OF CUSTOMERS EXPERIENCING AN OUTAGE.		FIRST HALF OF 2029

Location Count	LOCATION (Substation/Circuit)	TOWNSHIP	DESCRIPTION	OBJECTIVE	COST ESTIMATE	PROJECTED IN-SERVICE DATE
55		BRANCHVILLE BOROUGH, MONTAGUE TOWNSHIP, FRANKFORD TOWNSHIP, WANTAGE TOWNSHIP, VERNON TOWNSHIP, STOCKTON TOWNSHIP	INSTALL AUTOMATIC LOOP SCHEMES WITH ADVANCED RECLOSERS AND SCADA TO ENABLE AUTOMATIC LOAD TRANSFER DURING OUTAGE EVENTS.	IMPROVE RESILIENCY VIA DISTRIBUTION AUTOMATION TO REDUCE THE AMOUNT OF CUSTOMERS EXPERIENCING AN OUTAGE.	\$ 2,486,776	FIRST HALF OF 2029
55		HAMBURG BOROUGH, HAMPTON TOWNSHIP, SUSSEX BOROUGH, HARDYSTON TOWNSHIP, WANTAGE TOWNSHIP	INSTALL AUTOMATIC LOOP SCHEMES WITH ADVANCED RECLOSERS AND SCADA TO ENABLE AUTOMATIC LOAD TRANSFER DURING OUTAGE EVENTS.	IMPROVE RESILIENCY VIA DISTRIBUTION AUTOMATION TO REDUCE THE AMOUNT OF CUSTOMERS EXPERIENCING AN OUTAGE.		FIRST HALF OF 2029
56		MENDHAM BOROUGH, CHESTER TOWNSHIP, RANDOLPH TOWNSHIP, CHESTER BOROUGH, MENDHAM TOWNSHIP	INSTALL AUTOMATIC LOOP SCHEMES WITH ADVANCED RECLOSERS AND SCADA TO ENABLE AUTOMATIC LOAD TRANSFER DURING OUTAGE EVENTS.	IMPROVE RESILIENCY VIA DISTRIBUTION AUTOMATION TO REDUCE THE AMOUNT OF CUSTOMERS EXPERIENCING AN OUTAGE.	\$ 3,792,458	FIRST HALF OF 2029
56		WASHINGTON TOWNSHIP, PHILLIPSBURG TOWN, MOUNT OLIVE TOWNSHIP, CHESTER TOWNSHIP, CHESTER BOROUGH, SUMMIT ANDOVER TOWNSHIP, ANDOVER BOROUGH, LAFAYETTE TOWNSHIP, NEWTON TOWN, SPARTA TOWNSHIP	INSTALL AUTOMATIC LOOP SCHEMES WITH ADVANCED RECLOSERS AND SCADA TO ENABLE AUTOMATIC LOAD TRANSFER DURING OUTAGE EVENTS.	IMPROVE RESILIENCY VIA DISTRIBUTION AUTOMATION TO REDUCE THE AMOUNT OF CUSTOMERS EXPERIENCING AN OUTAGE.	\$ 305,000	FIRST HALF OF 2029
57		ANDOVER TOWNSHIP	INSTALL AUTOMATIC LOOP SCHEMES WITH ADVANCED RECLOSERS AND SCADA TO ENABLE AUTOMATIC LOAD TRANSFER DURING OUTAGE EVENTS.	IMPROVE RESILIENCY VIA DISTRIBUTION AUTOMATION TO REDUCE THE AMOUNT OF CUSTOMERS EXPERIENCING AN OUTAGE.		FIRST HALF OF 2029
58		ROXBURY TOWNSHIP, DOVER TOWN, WHARTON BOROUGH, ROCKAWAY TOWNSHIP, ROCKAWAY BOROUGH	INSTALL AUTOMATIC LOOP SCHEMES WITH ADVANCED RECLOSERS AND SCADA TO ENABLE AUTOMATIC LOAD TRANSFER DURING OUTAGE EVENTS.	IMPROVE RESILIENCY VIA DISTRIBUTION AUTOMATION TO REDUCE THE AMOUNT OF CUSTOMERS EXPERIENCING AN OUTAGE.	\$ 390,000	FIRST HALF OF 2029
58		ROCKAWAY TOWNSHIP, ROCKAWAY BOROUGH	INSTALL AUTOMATIC LOOP SCHEMES WITH ADVANCED RECLOSERS AND SCADA TO ENABLE AUTOMATIC LOAD TRANSFER DURING OUTAGE EVENTS.	IMPROVE RESILIENCY VIA DISTRIBUTION AUTOMATION TO REDUCE THE AMOUNT OF CUSTOMERS EXPERIENCING AN OUTAGE.		FIRST HALF OF 2029
59		HAMPTON TOWNSHIP, FREDON TOWNSHIP, FRANKFORD TOWNSHIP, NEWTON TOWN, ANDOVER TOWNSHIP, LAFAYETTE TOWNSHIP	INSTALL AUTOMATIC LOOP SCHEMES WITH ADVANCED RECLOSERS AND SCADA TO ENABLE AUTOMATIC LOAD TRANSFER DURING OUTAGE EVENTS.	IMPROVE RESILIENCY VIA DISTRIBUTION AUTOMATION TO REDUCE THE AMOUNT OF CUSTOMERS EXPERIENCING AN OUTAGE.	\$ 393,000	FIRST HALF OF 2029
59		HAMPTON TOWNSHIP, NEWTON TOWN	INSTALL AUTOMATIC LOOP SCHEMES WITH ADVANCED RECLOSERS AND SCADA TO ENABLE AUTOMATIC LOAD TRANSFER DURING OUTAGE EVENTS.	IMPROVE RESILIENCY VIA DISTRIBUTION AUTOMATION TO REDUCE THE AMOUNT OF CUSTOMERS EXPERIENCING AN OUTAGE.		FIRST HALF OF 2029
<b>TOTAL 2029 COSTS</b>					<b>\$ 9,618,819</b>	

DISTRIBUTION AUTOMATION ENABLEMENT 2024						
Location Count	LOCATION (Substation/Circuit)	TOWNSHIP	DESCRIPTION	OBJECTIVE	COST ESTIMATE	PROJECTED IN-SERVICE DATE
1		RANDOLPH TOWNSHIP, DENVILLE TOWNSHIP	REPLACE AND/OR ADD EQUIPMENT WITH SEL RELAYS WITHIN THE SUBSTATION (TRANSFORMER AND CIRCUIT	ENHANCE THE VISIBILITY FOR DCC OPERATORS TO MAKE REAL-TIME DECISION MAKING. THIS WILL ALSO ALLOW THE CURRENT DISTRIBUTION INFRASTRUCTURE TO ACCEPT EMERGING	\$ 536,463	SECOND HALF OF 2024
2		CHATHAM TOWNSHIP, BERNARDS TOWNSHIP, BERNARDSVILLE BOROUGH, BRIDGEWATER TOWNSHIP	REPLACE AND/OR ADD EQUIPMENT WITH SEL RELAYS WITHIN THE SUBSTATION (TRANSFORMER AND CIRCUIT	ENHANCE THE VISIBILITY FOR DCC OPERATORS TO MAKE REAL-TIME DECISION MAKING. THIS WILL ALSO ALLOW THE CURRENT DISTRIBUTION INFRASTRUCTURE TO ACCEPT EMERGING	\$ 1,166,040	SECOND HALF OF 2024
2		BERNARDSVILLE BOROUGH, BERNARDS TOWNSHIP, BRIDGEWATER TOWNSHIP	REPLACE AND/OR ADD EQUIPMENT WITH SEL RELAYS WITHIN THE SUBSTATION (TRANSFORMER AND CIRCUIT	ENHANCE THE VISIBILITY FOR DCC OPERATORS TO MAKE REAL-TIME DECISION MAKING. THIS WILL ALSO ALLOW THE CURRENT DISTRIBUTION INFRASTRUCTURE TO ACCEPT EMERGING		SECOND HALF OF 2024
2		BERNARDSVILLE BOROUGH, BERNARDS TOWNSHIP, MENDHAM BOROUGH	REPLACE AND/OR ADD EQUIPMENT WITH SEL RELAYS WITHIN THE SUBSTATION (TRANSFORMER AND CIRCUIT	ENHANCE THE VISIBILITY FOR DCC OPERATORS TO MAKE REAL-TIME DECISION MAKING. THIS WILL ALSO ALLOW THE CURRENT DISTRIBUTION INFRASTRUCTURE TO ACCEPT EMERGING		SECOND HALF OF 2024
2		BERNARDSVILLE BOROUGH, MENDHAM TOWNSHIP, FAR HILLS BOROUGH, BERNARDS TOWNSHIP, MENDHAM BOROUGH, CHESTER TOWNSHIP, RANDOLPH TOWNSHIP, CHESTER BOROUGH, MENDHAM TOWNSHIP, WASHINGTON TOWNSHIP	REPLACE AND/OR ADD EQUIPMENT WITH SEL RELAYS WITHIN THE SUBSTATION (TRANSFORMER AND CIRCUIT	ENHANCE THE VISIBILITY FOR DCC OPERATORS TO MAKE REAL-TIME DECISION MAKING. THIS WILL ALSO ALLOW THE CURRENT DISTRIBUTION INFRASTRUCTURE TO ACCEPT EMERGING		SECOND HALF OF 2024
3		MENDHAM BOROUGH, CHESTER TOWNSHIP, RANDOLPH TOWNSHIP, CHESTER BOROUGH, MENDHAM TOWNSHIP, WASHINGTON TOWNSHIP	REPLACE AND/OR ADD EQUIPMENT WITH SEL RELAYS WITHIN THE SUBSTATION (TRANSFORMER AND CIRCUIT COMMUNICATION)	ENHANCE THE VISIBILITY FOR DCC OPERATORS TO MAKE REAL-TIME DECISION MAKING. THIS WILL ALSO ALLOW THE CURRENT DISTRIBUTION INFRASTRUCTURE TO ACCEPT EMERGING TECHNOLOGIES	\$ 956,181	SECOND HALF OF 2024
3		CHESTER BOROUGH, MENDHAM TOWNSHIP, CHESTER TOWNSHIP, MENDHAM BOROUGH	REPLACE AND/OR ADD EQUIPMENT WITH SEL RELAYS WITHIN THE SUBSTATION (TRANSFORMER AND CIRCUIT	ENHANCE THE VISIBILITY FOR DCC OPERATORS TO MAKE REAL-TIME DECISION MAKING. THIS WILL ALSO ALLOW THE CURRENT DISTRIBUTION INFRASTRUCTURE TO ACCEPT EMERGING		SECOND HALF OF 2024
3		CHESTER BOROUGH, LEBANON TOWNSHIP, WASHINGTON TOWNSHIP, CHESTER TOWNSHIP, WASHINGTON BOROUGH, MOUNT OLIVE TOWNSHIP, LEBANON TOWNSHIP, WASHINGTON TOWNSHIP, ROXBURY TOWNSHIP, HACKETTSTOWN TOWN	REPLACE AND/OR ADD EQUIPMENT WITH SEL RELAYS WITHIN THE SUBSTATION (TRANSFORMER AND CIRCUIT	ENHANCE THE VISIBILITY FOR DCC OPERATORS TO MAKE REAL-TIME DECISION MAKING. THIS WILL ALSO ALLOW THE CURRENT DISTRIBUTION INFRASTRUCTURE TO ACCEPT EMERGING		SECOND HALF OF 2024
4		WASHINGTON TOWNSHIP, ROXBURY TOWNSHIP, HACKETTSTOWN TOWN	REPLACE AND/OR ADD EQUIPMENT WITH SEL RELAYS WITHIN THE SUBSTATION (TRANSFORMER AND CIRCUIT	ENHANCE THE VISIBILITY FOR DCC OPERATORS TO MAKE REAL-TIME DECISION MAKING. THIS WILL ALSO ALLOW THE CURRENT DISTRIBUTION INFRASTRUCTURE TO ACCEPT EMERGING	\$ 746,322	SECOND HALF OF 2024
4		WASHINGTON TOWNSHIP, ROXBURY TOWNSHIP, LEBANON TOWNSHIP, HACKETTSTOWN TOWN, MOUNT OLIVE TOWNSHIP	REPLACE AND/OR ADD EQUIPMENT WITH SEL RELAYS WITHIN THE SUBSTATION (TRANSFORMER AND CIRCUIT	ENHANCE THE VISIBILITY FOR DCC OPERATORS TO MAKE REAL-TIME DECISION MAKING. THIS WILL ALSO ALLOW THE CURRENT DISTRIBUTION INFRASTRUCTURE TO ACCEPT EMERGING		SECOND HALF OF 2024
5		NEWTON TOWN, BERNARDS TOWNSHIP, ANDOVER TOWNSHIP, FREDON TOWNSHIP, ANDOVER BOROUGH, HAMPTON TOWNSHIP	REPLACE AND/OR ADD EQUIPMENT WITH SEL RELAYS WITHIN THE SUBSTATION (TRANSFORMER AND CIRCUIT COMMUNICATION)	ENHANCE THE VISIBILITY FOR DCC OPERATORS TO MAKE REAL-TIME DECISION MAKING. THIS WILL ALSO ALLOW THE CURRENT DISTRIBUTION INFRASTRUCTURE TO ACCEPT EMERGING TECHNOLOGIES	\$ 536,463	SECOND HALF OF 2024
6		ROXBURY TOWNSHIP, DOVER TOWN, WHARTON BOROUGH, ROCKAWAY TOWNSHIP, ROCKAWAY BOROUGH	REPLACE AND/OR ADD EQUIPMENT WITH SEL RELAYS WITHIN THE SUBSTATION (TRANSFORMER AND CIRCUIT	ENHANCE THE VISIBILITY FOR DCC OPERATORS TO MAKE REAL-TIME DECISION MAKING. THIS WILL ALSO ALLOW THE CURRENT DISTRIBUTION INFRASTRUCTURE TO ACCEPT EMERGING	\$ 536,463	SECOND HALF OF 2024



Location Count	LOCATION (Substation/Circuit)	TOWNSHIP	DESCRIPTION	OBJECTIVE	COST ESTIMATE	PROJECTED IN-SERVICE DATE
7		MOUNT OLIVE TOWNSHIP	REPLACE AND/OR ADD EQUIPMENT WITH SEL RELAYS WITHIN THE SUBSTATION (TRANSFORMER AND CIRCUIT	ENHANCE THE VISIBILITY FOR DCC OPERATORS TO MAKE REAL-TIME DECISION MAKING. THIS WILL ALSO ALLOW THE CURRENT DISTRIBUTION INFRASTRUCTURE TO ACCEPT EMERGING	\$ 746,322	SECOND HALF OF 2024
7		MOUNT OLIVE TOWNSHIP,CHESTER TOWNSHIP,WASHINGTON TOWNSHIP	REPLACE AND/OR ADD EQUIPMENT WITH SEL RELAYS WITHIN THE SUBSTATION (TRANSFORMER AND CIRCUIT	ENHANCE THE VISIBILITY FOR DCC OPERATORS TO MAKE REAL-TIME DECISION MAKING. THIS WILL ALSO ALLOW THE CURRENT DISTRIBUTION INFRASTRUCTURE TO ACCEPT EMERGING		SECOND HALF OF 2024
8		ROCKAWAY TOWNSHIP,ROCKAWAY BOROUGH	REPLACE AND/OR ADD EQUIPMENT WITH SEL RELAYS WITHIN THE SUBSTATION (TRANSFORMER AND CIRCUIT	ENHANCE THE VISIBILITY FOR DCC OPERATORS TO MAKE REAL-TIME DECISION MAKING. THIS WILL ALSO ALLOW THE CURRENT DISTRIBUTION INFRASTRUCTURE TO ACCEPT EMERGING	\$ 536,463	SECOND HALF OF 2024
9		ROCKAWAY TOWNSHIP,ROCKAWAY BOROUGH	REPLACE AND/OR ADD EQUIPMENT WITH SEL RELAYS WITHIN THE SUBSTATION (TRANSFORMER AND CIRCUIT	ENHANCE THE VISIBILITY FOR DCC OPERATORS TO MAKE REAL-TIME DECISION MAKING. THIS WILL ALSO ALLOW THE CURRENT DISTRIBUTION INFRASTRUCTURE TO ACCEPT EMERGING	\$ 536,463	SECOND HALF OF 2024
10		PARSIPPANY TROY HILLS TOWNSHIP,DENVILLE TOWNSHIP,MOUNTAIN LAKES BOROUGH	REPLACE AND/OR ADD EQUIPMENT WITH SEL RELAYS WITHIN THE SUBSTATION (TRANSFORMER AND CIRCUIT	ENHANCE THE VISIBILITY FOR DCC OPERATORS TO MAKE REAL-TIME DECISION MAKING. THIS WILL ALSO ALLOW THE CURRENT DISTRIBUTION INFRASTRUCTURE TO ACCEPT EMERGING	\$ 1,375,899	SECOND HALF OF 2024
10		HANOVER TOWNSHIP,PARSIPPANY TROY HILLS TOWNSHIP	REPLACE AND/OR ADD EQUIPMENT WITH SEL RELAYS WITHIN THE SUBSTATION (TRANSFORMER AND CIRCUIT	ENHANCE THE VISIBILITY FOR DCC OPERATORS TO MAKE REAL-TIME DECISION MAKING. THIS WILL ALSO ALLOW THE CURRENT DISTRIBUTION INFRASTRUCTURE TO ACCEPT EMERGING		SECOND HALF OF 2024
10		MOUNTAIN LAKES BOROUGH,PARSIPPANY TROY HILLS TOWNSHIP	REPLACE AND/OR ADD EQUIPMENT WITH SEL RELAYS WITHIN THE SUBSTATION (TRANSFORMER AND CIRCUIT	ENHANCE THE VISIBILITY FOR DCC OPERATORS TO MAKE REAL-TIME DECISION MAKING. THIS WILL ALSO ALLOW THE CURRENT DISTRIBUTION INFRASTRUCTURE TO ACCEPT EMERGING		SECOND HALF OF 2024
10		RANDOLPH TOWNSHIP,PARSIPPANY TROY HILLS TOWNSHIP,DENVILLE TOWNSHIP,BOONTON TOWNSHIP,WHITE TOWNSHIP,MORRIS PLAINS BOROUGH,MOUNTAIN LAKES	REPLACE AND/OR ADD EQUIPMENT WITH SEL RELAYS WITHIN THE SUBSTATION (TRANSFORMER AND CIRCUIT COMMUNICATION).	ENHANCE THE VISIBILITY FOR DCC OPERATORS TO MAKE REAL-TIME DECISION MAKING. THIS WILL ALSO ALLOW THE CURRENT DISTRIBUTION INFRASTRUCTURE TO ACCEPT EMERGING TECHNOLOGIES.		SECOND HALF OF 2024
10		PARSIPPANY TROY HILLS TOWNSHIP	REPLACE AND/OR ADD EQUIPMENT WITH SEL RELAYS WITHIN THE SUBSTATION (TRANSFORMER AND CIRCUIT	ENHANCE THE VISIBILITY FOR DCC OPERATORS TO MAKE REAL-TIME DECISION MAKING. THIS WILL ALSO ALLOW THE CURRENT DISTRIBUTION INFRASTRUCTURE TO ACCEPT EMERGING		SECOND HALF OF 2024
11		BERNARDS TOWNSHIP,BRIDGEWATER TOWNSHIP,HARDING TOWNSHIP,BERNARDSVILLE	REPLACE AND/OR ADD EQUIPMENT WITH SEL RELAYS WITHIN THE SUBSTATION (TRANSFORMER AND CIRCUIT	ENHANCE THE VISIBILITY FOR DCC OPERATORS TO MAKE REAL-TIME DECISION MAKING. THIS WILL ALSO ALLOW THE CURRENT DISTRIBUTION INFRASTRUCTURE TO ACCEPT EMERGING	\$ 536,463	SECOND HALF OF 2024
<b>TOTAL 2024 COSTS</b>					<b>\$ 8,209,542</b>	
<b>DISTRIBUTION AUTOMATION ENABLEMENT 2025</b>						
Location Count	LOCATION (Substation/Circuit)	TOWNSHIP	DESCRIPTION	OBJECTIVE	COST ESTIMATE	PROJECTED IN-SERVICE DATE
12		BERNARDS TOWNSHIP,BEDMINSTER TOWNSHIP,BRIDGEWATER TOWNSHIP,TOMS RIVER TOWNSHIP	REPLACE AND/OR ADD EQUIPMENT WITH SEL RELAYS WITHIN THE SUBSTATION (TRANSFORMER AND CIRCUIT	ENHANCE THE VISIBILITY FOR DCC OPERATORS TO MAKE REAL-TIME DECISION MAKING. THIS WILL ALSO ALLOW THE CURRENT DISTRIBUTION INFRASTRUCTURE TO ACCEPT EMERGING	\$ 956,181	FIRST HALF OF 2025

Location Count	LOCATION (Substation/Circuit)	TOWNSHIP	DESCRIPTION	OBJECTIVE	COST ESTIMATE	PROJECTED IN-SERVICE DATE
12		TEWKSBURY TOWNSHIP,LEBANON TOWNSHIP,BEDMINSTER TOWNSHIP,BRIDGEWATER TOWNSHIP,BERNARDS TOWNSHIP,READINGTON TOWNSHIP	REPLACE AND/OR ADD EQUIPMENT WITH SEL RELAYS WITHIN THE SUBSTATION (TRANSFORMER AND CIRCUIT COMMUNICATION).	ENHANCE THE VISIBILITY FOR DCC OPERATORS TO MAKE REAL-TIME DECISION MAKING. THIS WILL ALSO ALLOW THE CURRENT DISTRIBUTION INFRASTRUCTURE TO ACCEPT EMERGING TECHNOLOGIES.		FIRST HALF OF 2025
12		BERNARDS TOWNSHIP,FAR HILLS BOROUGH,BEDMINSTER TOWNSHIP,BERNARDSVILLE BOROUGH	REPLACE AND/OR ADD EQUIPMENT WITH SEL RELAYS WITHIN THE SUBSTATION (TRANSFORMER AND CIRCUIT COMMUNICATION).	ENHANCE THE VISIBILITY FOR DCC OPERATORS TO MAKE REAL-TIME DECISION MAKING. THIS WILL ALSO ALLOW THE CURRENT DISTRIBUTION INFRASTRUCTURE TO ACCEPT EMERGING TECHNOLOGIES.		FIRST HALF OF 2025
13		PARSIPPANY TROY HILLS TOWNSHIP,MORRIS PLAINS BOROUGH,DENVILLE TOWNSHIP	REPLACE AND/OR ADD EQUIPMENT WITH SEL RELAYS WITHIN THE SUBSTATION (TRANSFORMER AND CIRCUIT COMMUNICATION).	ENHANCE THE VISIBILITY FOR DCC OPERATORS TO MAKE REAL-TIME DECISION MAKING. THIS WILL ALSO ALLOW THE CURRENT DISTRIBUTION INFRASTRUCTURE TO ACCEPT EMERGING TECHNOLOGIES.	\$ 1,166,040	FIRST HALF OF 2025
13		DENVILLE TOWNSHIP,RANDOLPH TOWNSHIP,PARSIPPANY TROY HILLS TOWNSHIP	REPLACE AND/OR ADD EQUIPMENT WITH SEL RELAYS WITHIN THE SUBSTATION (TRANSFORMER AND CIRCUIT COMMUNICATION).	ENHANCE THE VISIBILITY FOR DCC OPERATORS TO MAKE REAL-TIME DECISION MAKING. THIS WILL ALSO ALLOW THE CURRENT DISTRIBUTION INFRASTRUCTURE TO ACCEPT EMERGING TECHNOLOGIES.		FIRST HALF OF 2025
13		MORRIS PLAINS BOROUGH	REPLACE AND/OR ADD EQUIPMENT WITH SEL RELAYS WITHIN THE SUBSTATION (TRANSFORMER AND CIRCUIT COMMUNICATION).	ENHANCE THE VISIBILITY FOR DCC OPERATORS TO MAKE REAL-TIME DECISION MAKING. THIS WILL ALSO ALLOW THE CURRENT DISTRIBUTION INFRASTRUCTURE TO ACCEPT EMERGING TECHNOLOGIES.		FIRST HALF OF 2025
13		PARSIPPANY TROY HILLS TOWNSHIP	REPLACE AND/OR ADD EQUIPMENT WITH SEL RELAYS WITHIN THE SUBSTATION (TRANSFORMER AND CIRCUIT COMMUNICATION).	ENHANCE THE VISIBILITY FOR DCC OPERATORS TO MAKE REAL-TIME DECISION MAKING. THIS WILL ALSO ALLOW THE CURRENT DISTRIBUTION INFRASTRUCTURE TO ACCEPT EMERGING TECHNOLOGIES.		FIRST HALF OF 2025
14		DENVILLE TOWNSHIP,MORRIS PLAINS BOROUGH,PARSIPPANY TROY HILLS TOWNSHIP	REPLACE AND/OR ADD EQUIPMENT WITH SEL RELAYS WITHIN THE SUBSTATION (TRANSFORMER AND CIRCUIT COMMUNICATION).	ENHANCE THE VISIBILITY FOR DCC OPERATORS TO MAKE REAL-TIME DECISION MAKING. THIS WILL ALSO ALLOW THE CURRENT DISTRIBUTION INFRASTRUCTURE TO ACCEPT EMERGING TECHNOLOGIES.	\$ 956,181	FIRST HALF OF 2025
14		PARSIPPANY TROY HILLS TOWNSHIP,MORRIS TOWNSHIP,MORRISTOWN TOWN,MENDHAM TOWNSHIP,DENVILLE TOWNSHIP,HARDING TOWNSHIP,RANDOLPH TOWNSHIP,MORRIS PLAINS	REPLACE AND/OR ADD EQUIPMENT WITH SEL RELAYS WITHIN THE SUBSTATION (TRANSFORMER AND CIRCUIT COMMUNICATION).	ENHANCE THE VISIBILITY FOR DCC OPERATORS TO MAKE REAL-TIME DECISION MAKING. THIS WILL ALSO ALLOW THE CURRENT DISTRIBUTION INFRASTRUCTURE TO ACCEPT EMERGING TECHNOLOGIES.		FIRST HALF OF 2025
14		DENVILLE TOWNSHIP,RANDOLPH TOWNSHIP	REPLACE AND/OR ADD EQUIPMENT WITH SEL RELAYS WITHIN THE SUBSTATION (TRANSFORMER AND CIRCUIT COMMUNICATION).	ENHANCE THE VISIBILITY FOR DCC OPERATORS TO MAKE REAL-TIME DECISION MAKING. THIS WILL ALSO ALLOW THE CURRENT DISTRIBUTION INFRASTRUCTURE TO ACCEPT EMERGING TECHNOLOGIES.		FIRST HALF OF 2025
15		SANDYSTON TOWNSHIP,MONTAGUE TOWNSHIP	REPLACE AND/OR ADD EQUIPMENT WITH SEL RELAYS WITHIN THE SUBSTATION (TRANSFORMER AND CIRCUIT COMMUNICATION).	ENHANCE THE VISIBILITY FOR DCC OPERATORS TO MAKE REAL-TIME DECISION MAKING. THIS WILL ALSO ALLOW THE CURRENT DISTRIBUTION INFRASTRUCTURE TO ACCEPT EMERGING TECHNOLOGIES.	\$ 746,322	FIRST HALF OF 2025
15		MONTAGUE TOWNSHIP,SPOTSWOOD BOROUGH,SANDYSTON TOWNSHIP,BRANCHVILLE BOROUGH,WALPACK TOWNSHIP,SUSSEX	REPLACE AND/OR ADD EQUIPMENT WITH SEL RELAYS WITHIN THE SUBSTATION (TRANSFORMER AND CIRCUIT COMMUNICATION).	ENHANCE THE VISIBILITY FOR DCC OPERATORS TO MAKE REAL-TIME DECISION MAKING. THIS WILL ALSO ALLOW THE CURRENT DISTRIBUTION INFRASTRUCTURE TO ACCEPT EMERGING TECHNOLOGIES.		FIRST HALF OF 2025

Location Count	LOCATION (Substation/Circuit)	TOWNSHIP	DESCRIPTION	OBJECTIVE	COST ESTIMATE	PROJECTED IN-SERVICE DATE
16		BERKELEY TOWNSHIP,SOUTH TOMS RIVER BOROUGH,TOMS RIVER TOWNSHIP, LONG BRANCH CITY	REPLACE AND/OR ADD EQUIPMENT WITH SEL RELAYS WITHIN THE SUBSTATION (TRANSFORMER AND CIRCUIT	ENHANCE THE VISIBILITY FOR DCC OPERATORS TO MAKE REAL-TIME DECISION MAKING. THIS WILL ALSO ALLOW THE CURRENT DISTRIBUTION INFRASTRUCTURE TO ACCEPT EMERGING	\$ 1,156,040	FIRST HALF OF 2025
16		BERKELEY TOWNSHIP,TOMS RIVER TOWNSHIP,SOUTH TOMS RIVER BOROUGH	REPLACE AND/OR ADD EQUIPMENT WITH SEL RELAYS WITHIN THE SUBSTATION (TRANSFORMER AND CIRCUIT	ENHANCE THE VISIBILITY FOR DCC OPERATORS TO MAKE REAL-TIME DECISION MAKING. THIS WILL ALSO ALLOW THE CURRENT DISTRIBUTION INFRASTRUCTURE TO ACCEPT EMERGING		FIRST HALF OF 2025
16		TOMS RIVER TOWNSHIP,SOUTH TOMS RIVER BOROUGH,MANCHESTER TOWNSHIP, LAKEWOOD	REPLACE AND/OR ADD EQUIPMENT WITH SEL RELAYS WITHIN THE SUBSTATION (TRANSFORMER AND CIRCUIT	ENHANCE THE VISIBILITY FOR DCC OPERATORS TO MAKE REAL-TIME DECISION MAKING. THIS WILL ALSO ALLOW THE CURRENT DISTRIBUTION INFRASTRUCTURE TO ACCEPT EMERGING		FIRST HALF OF 2025
16		OCEAN TOWNSHIP,TOMS RIVER TOWNSHIP, LONG BRANCH CITY,BERKELEY TOWNSHIP,SOUTH TOMS RIVER BOROUGH	REPLACE AND/OR ADD EQUIPMENT WITH SEL RELAYS WITHIN THE SUBSTATION (TRANSFORMER AND CIRCUIT	ENHANCE THE VISIBILITY FOR DCC OPERATORS TO MAKE REAL-TIME DECISION MAKING. THIS WILL ALSO ALLOW THE CURRENT DISTRIBUTION INFRASTRUCTURE TO ACCEPT EMERGING		FIRST HALF OF 2025
17		ANDOVER TOWNSHIP,ANDOVER BOROUGH,LAFAYETTE TOWNSHIP, NEWTON TOWN, SPARTA TOWNSHIP	REPLACE AND/OR ADD EQUIPMENT WITH SEL RELAYS WITHIN THE SUBSTATION (TRANSFORMER AND CIRCUIT	ENHANCE THE VISIBILITY FOR DCC OPERATORS TO MAKE REAL-TIME DECISION MAKING. THIS WILL ALSO ALLOW THE CURRENT DISTRIBUTION INFRASTRUCTURE TO ACCEPT EMERGING	\$ 746,322	SECOND HALF OF 2025
17		ANDOVER TOWNSHIP	REPLACE AND/OR ADD EQUIPMENT WITH SEL RELAYS WITHIN THE SUBSTATION (TRANSFORMER AND CIRCUIT	ENHANCE THE VISIBILITY FOR DCC OPERATORS TO MAKE REAL-TIME DECISION MAKING. THIS WILL ALSO ALLOW THE CURRENT DISTRIBUTION INFRASTRUCTURE TO ACCEPT EMERGING		SECOND HALF OF 2025
18		BRICK TOWNSHIP,MANTOLOKING BOROUGH	REPLACE AND/OR ADD EQUIPMENT WITH SEL RELAYS WITHIN THE SUBSTATION (TRANSFORMER AND CIRCUIT	ENHANCE THE VISIBILITY FOR DCC OPERATORS TO MAKE REAL-TIME DECISION MAKING. THIS WILL ALSO ALLOW THE CURRENT DISTRIBUTION INFRASTRUCTURE TO ACCEPT EMERGING	\$ 956,181	SECOND HALF OF 2025
18		TOMS RIVER TOWNSHIP,BRICK TOWNSHIP,MANTOLOKING BOROUGH	REPLACE AND/OR ADD EQUIPMENT WITH SEL RELAYS WITHIN THE SUBSTATION (TRANSFORMER AND CIRCUIT	ENHANCE THE VISIBILITY FOR DCC OPERATORS TO MAKE REAL-TIME DECISION MAKING. THIS WILL ALSO ALLOW THE CURRENT DISTRIBUTION INFRASTRUCTURE TO ACCEPT EMERGING		SECOND HALF OF 2025
18		BRICK TOWNSHIP,MANTOLOKING BOROUGH	REPLACE AND/OR ADD EQUIPMENT WITH SEL RELAYS WITHIN THE SUBSTATION (TRANSFORMER AND CIRCUIT	ENHANCE THE VISIBILITY FOR DCC OPERATORS TO MAKE REAL-TIME DECISION MAKING. THIS WILL ALSO ALLOW THE CURRENT DISTRIBUTION INFRASTRUCTURE TO ACCEPT EMERGING		SECOND HALF OF 2025
19		JACKSON TOWNSHIP,NORTH HANOVER TOWNSHIP, SPRINGFIELD TOWNSHIP, PLUMSTED TOWNSHIP, NEW HANOVER TOWNSHIP, WRIGHTSTOWN BOROUGH, OCEAN TOWNSHIP, CHESTERFIELD	REPLACE AND/OR ADD EQUIPMENT WITH SEL RELAYS WITHIN THE SUBSTATION (TRANSFORMER AND CIRCUIT COMMUNICATION).	ENHANCE THE VISIBILITY FOR DCC OPERATORS TO MAKE REAL-TIME DECISION MAKING. THIS WILL ALSO ALLOW THE CURRENT DISTRIBUTION INFRASTRUCTURE TO ACCEPT EMERGING TECHNOLOGIES.	\$ 956,181	SECOND HALF OF 2025
19		NORTH HANOVER TOWNSHIP, NEW HANOVER TOWNSHIP, WRIGHTSTOWN BOROUGH, PEMBERTON TOWNSHIP, PEMBERTON	REPLACE AND/OR ADD EQUIPMENT WITH SEL RELAYS WITHIN THE SUBSTATION (TRANSFORMER AND CIRCUIT COMMUNICATION).	ENHANCE THE VISIBILITY FOR DCC OPERATORS TO MAKE REAL-TIME DECISION MAKING. THIS WILL ALSO ALLOW THE CURRENT DISTRIBUTION INFRASTRUCTURE TO ACCEPT EMERGING TECHNOLOGIES.		SECOND HALF OF 2025
19		NEW HANOVER TOWNSHIP	REPLACE AND/OR ADD EQUIPMENT WITH SEL RELAYS WITHIN THE SUBSTATION (TRANSFORMER AND CIRCUIT	ENHANCE THE VISIBILITY FOR DCC OPERATORS TO MAKE REAL-TIME DECISION MAKING. THIS WILL ALSO ALLOW THE CURRENT DISTRIBUTION INFRASTRUCTURE TO ACCEPT EMERGING		SECOND HALF OF 2025

Location Count	LOCATION (Substation/Circuit)	TOWNSHIP	DESCRIPTION	OBJECTIVE	COST ESTIMATE	PROJECTED IN-SERVICE DATE
20		PEAPACK AND GLADSTONE BOROUGH, HOLLAND TOWNSHIP, MORRISTOWN TOWN, RANDOLPH TOWNSHIP, CHESTER TOWNSHIP, MORRIS TOWNSHIP, MENDHAM TOWNSHIP, MENDHAM TOWNSHIP	REPLACE AND/OR ADD EQUIPMENT WITH SEL RELAYS WITHIN THE SUBSTATION (TRANSFORMER AND CIRCUIT COMMUNICATION).	ENHANCE THE VISIBILITY FOR DCC OPERATORS TO MAKE REAL-TIME DECISION MAKING. THIS WILL ALSO ALLOW THE CURRENT DISTRIBUTION INFRASTRUCTURE TO ACCEPT EMERGING TECHNOLOGIES.	\$ 746,322	SECOND HALF OF 2025
20		MORRIS TOWNSHIP, MENDHAM TOWNSHIP, RANDOLPH TOWNSHIP, MORRISTOWN TOWN, DOVER TOWN, MENDHAM BOROUGH	REPLACE AND/OR ADD EQUIPMENT WITH SEL RELAYS WITHIN THE SUBSTATION (TRANSFORMER AND CIRCUIT COMMUNICATION).	ENHANCE THE VISIBILITY FOR DCC OPERATORS TO MAKE REAL-TIME DECISION MAKING. THIS WILL ALSO ALLOW THE CURRENT DISTRIBUTION INFRASTRUCTURE TO ACCEPT EMERGING TECHNOLOGIES.		SECOND HALF OF 2025
21		PEAPACK AND GLADSTONE BOROUGH, BERNARDSVILLE BOROUGH, CHESTER TOWNSHIP, BERNARDS TOWNSHIP, MENDHAM BOROUGH, MENDHAM TOWNSHIP	REPLACE AND/OR ADD EQUIPMENT WITH SEL RELAYS WITHIN THE SUBSTATION (TRANSFORMER AND CIRCUIT COMMUNICATION).	ENHANCE THE VISIBILITY FOR DCC OPERATORS TO MAKE REAL-TIME DECISION MAKING. THIS WILL ALSO ALLOW THE CURRENT DISTRIBUTION INFRASTRUCTURE TO ACCEPT EMERGING TECHNOLOGIES.	\$ 746,322	SECOND HALF OF 2025
21		FLEMINGTON BOROUGH, MENDHAM TOWNSHIP, MENDHAM BOROUGH, SUMMIT CITY, BERNARDS TOWNSHIP, BERNARDSVILLE BOROUGH, HARDING TOWNSHIP	REPLACE AND/OR ADD EQUIPMENT WITH SEL RELAYS WITHIN THE SUBSTATION (TRANSFORMER AND CIRCUIT COMMUNICATION).	ENHANCE THE VISIBILITY FOR DCC OPERATORS TO MAKE REAL-TIME DECISION MAKING. THIS WILL ALSO ALLOW THE CURRENT DISTRIBUTION INFRASTRUCTURE TO ACCEPT EMERGING TECHNOLOGIES.		SECOND HALF OF 2025
22		HANOVER TOWNSHIP, MORRISTOWN TOWN, EAST HANOVER TOWNSHIP, MORRIS TOWNSHIP	REPLACE AND/OR ADD EQUIPMENT WITH SEL RELAYS WITHIN THE SUBSTATION (TRANSFORMER AND CIRCUIT COMMUNICATION).	ENHANCE THE VISIBILITY FOR DCC OPERATORS TO MAKE REAL-TIME DECISION MAKING. THIS WILL ALSO ALLOW THE CURRENT DISTRIBUTION INFRASTRUCTURE TO ACCEPT EMERGING TECHNOLOGIES.	\$ 1,166,040	SECOND HALF OF 2025
22		MORRIS TOWNSHIP, FLORHAM PARK BOROUGH, MORRISTOWN TOWN	REPLACE AND/OR ADD EQUIPMENT WITH SEL RELAYS WITHIN THE SUBSTATION (TRANSFORMER AND CIRCUIT COMMUNICATION).	ENHANCE THE VISIBILITY FOR DCC OPERATORS TO MAKE REAL-TIME DECISION MAKING. THIS WILL ALSO ALLOW THE CURRENT DISTRIBUTION INFRASTRUCTURE TO ACCEPT EMERGING TECHNOLOGIES.		SECOND HALF OF 2025
22		MORRIS TOWNSHIP, MENDHAM TOWNSHIP, CHATHAM TOWNSHIP, MORRISTOWN TOWN	REPLACE AND/OR ADD EQUIPMENT WITH SEL RELAYS WITHIN THE SUBSTATION (TRANSFORMER AND CIRCUIT COMMUNICATION).	ENHANCE THE VISIBILITY FOR DCC OPERATORS TO MAKE REAL-TIME DECISION MAKING. THIS WILL ALSO ALLOW THE CURRENT DISTRIBUTION INFRASTRUCTURE TO ACCEPT EMERGING TECHNOLOGIES.		SECOND HALF OF 2025
22		MORRISTOWN TOWN, CHATHAM TOWNSHIP	REPLACE AND/OR ADD EQUIPMENT WITH SEL RELAYS WITHIN THE SUBSTATION (TRANSFORMER AND CIRCUIT COMMUNICATION).	ENHANCE THE VISIBILITY FOR DCC OPERATORS TO MAKE REAL-TIME DECISION MAKING. THIS WILL ALSO ALLOW THE CURRENT DISTRIBUTION INFRASTRUCTURE TO ACCEPT EMERGING TECHNOLOGIES.		SECOND HALF OF 2025
<b>TOTAL 2025 COSTS</b>					<b>\$ 10,298,132</b>	
<b>DISTRIBUTION AUTOMATION ENABLEMENT 2026</b>						
Location Count	LOCATION (Substation/Circuit)	TOWNSHIP	DESCRIPTION	OBJECTIVE	COST ESTIMATE	PROJECTED IN-SERVICE DATE
23		MORRISTOWN TOWN, MORRIS TOWNSHIP	REPLACE AND/OR ADD EQUIPMENT WITH SEL RELAYS WITHIN THE SUBSTATION (TRANSFORMER AND CIRCUIT COMMUNICATION).	ENHANCE THE VISIBILITY FOR DCC OPERATORS TO MAKE REAL-TIME DECISION MAKING. THIS WILL ALSO ALLOW THE CURRENT DISTRIBUTION INFRASTRUCTURE TO ACCEPT EMERGING TECHNOLOGIES.	\$ 1,375,899	FIRST HALF OF 2026
23		MORRISTOWN TOWN, MORRIS TOWNSHIP	REPLACE AND/OR ADD EQUIPMENT WITH SEL RELAYS WITHIN THE SUBSTATION (TRANSFORMER AND CIRCUIT COMMUNICATION).	ENHANCE THE VISIBILITY FOR DCC OPERATORS TO MAKE REAL-TIME DECISION MAKING. THIS WILL ALSO ALLOW THE CURRENT DISTRIBUTION INFRASTRUCTURE TO ACCEPT EMERGING TECHNOLOGIES.		FIRST HALF OF 2026

Location Count	LOCATION (Substation/Circuit)	TOWNSHIP	DESCRIPTION	OBJECTIVE	COST ESTIMATE	PROJECTED IN-SERVICE DATE
23		HARDING TOWNSHIP,MORRIS TOWNSHIP,MOUNT ARLINGTON BOROUGH,MORRISTOWN TOWN,SPRINGFIELD TOWNSHIP	REPLACE AND/OR ADD EQUIPMENT WITH SEL RELAYS WITHIN THE SUBSTATION (TRANSFORMER AND CIRCUIT	ENHANCE THE VISIBILITY FOR DCC OPERATORS TO MAKE REAL-TIME DECISION MAKING. THIS WILL ALSO ALLOW THE CURRENT DISTRIBUTION INFRASTRUCTURE TO ACCEPT EMERGING		FIRST HALF OF 2026
23		MORRIS TOWNSHIP,HARDING TOWNSHIP,MORRISTOWN TOWN	REPLACE AND/OR ADD EQUIPMENT WITH SEL RELAYS WITHIN THE SUBSTATION (TRANSFORMER AND CIRCUIT	ENHANCE THE VISIBILITY FOR DCC OPERATORS TO MAKE REAL-TIME DECISION MAKING. THIS WILL ALSO ALLOW THE CURRENT DISTRIBUTION INFRASTRUCTURE TO ACCEPT EMERGING		FIRST HALF OF 2026
23		MORRISTOWN TOWN,CHATHAM TOWNSHIP,HARDING TOWNSHIP,MORRIS TOWNSHIP	REPLACE AND/OR ADD EQUIPMENT WITH SEL RELAYS WITHIN THE SUBSTATION (TRANSFORMER AND CIRCUIT	ENHANCE THE VISIBILITY FOR DCC OPERATORS TO MAKE REAL-TIME DECISION MAKING. THIS WILL ALSO ALLOW THE CURRENT DISTRIBUTION INFRASTRUCTURE TO ACCEPT EMERGING		FIRST HALF OF 2026
24		MORRISTOWN TOWN,MORRIS TOWNSHIP	REPLACE AND/OR ADD EQUIPMENT WITH SEL RELAYS WITHIN THE SUBSTATION (TRANSFORMER AND CIRCUIT	ENHANCE THE VISIBILITY FOR DCC OPERATORS TO MAKE REAL-TIME DECISION MAKING. THIS WILL ALSO ALLOW THE CURRENT DISTRIBUTION INFRASTRUCTURE TO ACCEPT EMERGING	\$ 746,322	FIRST HALF OF 2026
24		FLORHAM PARK BOROUGH,MORRISTOWN TOWN,MORRIS TOWNSHIP	REPLACE AND/OR ADD EQUIPMENT WITH SEL RELAYS WITHIN THE SUBSTATION (TRANSFORMER AND CIRCUIT	ENHANCE THE VISIBILITY FOR DCC OPERATORS TO MAKE REAL-TIME DECISION MAKING. THIS WILL ALSO ALLOW THE CURRENT DISTRIBUTION INFRASTRUCTURE TO ACCEPT EMERGING		FIRST HALF OF 2026
25		MORRIS TOWNSHIP,MORRISTOWN TOWN	REPLACE AND/OR ADD EQUIPMENT WITH SEL RELAYS WITHIN THE SUBSTATION (TRANSFORMER AND CIRCUIT	ENHANCE THE VISIBILITY FOR DCC OPERATORS TO MAKE REAL-TIME DECISION MAKING. THIS WILL ALSO ALLOW THE CURRENT DISTRIBUTION INFRASTRUCTURE TO ACCEPT EMERGING	\$ 956,181	SECOND HALF OF 2026
25		MORRISTOWN TOWN	REPLACE AND/OR ADD EQUIPMENT WITH SEL RELAYS WITHIN THE SUBSTATION (TRANSFORMER AND CIRCUIT	ENHANCE THE VISIBILITY FOR DCC OPERATORS TO MAKE REAL-TIME DECISION MAKING. THIS WILL ALSO ALLOW THE CURRENT DISTRIBUTION INFRASTRUCTURE TO ACCEPT EMERGING		SECOND HALF OF 2026
25		MORRISTOWN TOWN,MORRIS TOWNSHIP	REPLACE AND/OR ADD EQUIPMENT WITH SEL RELAYS WITHIN THE SUBSTATION (TRANSFORMER AND CIRCUIT	ENHANCE THE VISIBILITY FOR DCC OPERATORS TO MAKE REAL-TIME DECISION MAKING. THIS WILL ALSO ALLOW THE CURRENT DISTRIBUTION INFRASTRUCTURE TO ACCEPT EMERGING		SECOND HALF OF 2026
26		NETCONG BOROUGH,STANHOPE BOROUGH,MOUNT OLIVE TOWNSHIP,ROXBURY TOWNSHIP	REPLACE AND/OR ADD EQUIPMENT WITH SEL RELAYS WITHIN THE SUBSTATION (TRANSFORMER AND CIRCUIT	ENHANCE THE VISIBILITY FOR DCC OPERATORS TO MAKE REAL-TIME DECISION MAKING. THIS WILL ALSO ALLOW THE CURRENT DISTRIBUTION INFRASTRUCTURE TO ACCEPT EMERGING	\$ 1,375,899	SECOND HALF OF 2026
26		NETCONG BOROUGH,ANDOVER TOWNSHIP,MOUNT OLIVE TOWNSHIP,BYRAM TOWNSHIP,STANHOPE BOROUGH	REPLACE AND/OR ADD EQUIPMENT WITH SEL RELAYS WITHIN THE SUBSTATION (TRANSFORMER AND CIRCUIT	ENHANCE THE VISIBILITY FOR DCC OPERATORS TO MAKE REAL-TIME DECISION MAKING. THIS WILL ALSO ALLOW THE CURRENT DISTRIBUTION INFRASTRUCTURE TO ACCEPT EMERGING		SECOND HALF OF 2026
26		STANHOPE BOROUGH,BYRAM TOWNSHIP,MOUNT OLIVE TOWNSHIP,HOPATCONG BOROUGH	REPLACE AND/OR ADD EQUIPMENT WITH SEL RELAYS WITHIN THE SUBSTATION (TRANSFORMER AND CIRCUIT	ENHANCE THE VISIBILITY FOR DCC OPERATORS TO MAKE REAL-TIME DECISION MAKING. THIS WILL ALSO ALLOW THE CURRENT DISTRIBUTION INFRASTRUCTURE TO ACCEPT EMERGING		SECOND HALF OF 2026
26		MOUNT OLIVE TOWNSHIP	REPLACE AND/OR ADD EQUIPMENT WITH SEL RELAYS WITHIN THE SUBSTATION (TRANSFORMER AND CIRCUIT	ENHANCE THE VISIBILITY FOR DCC OPERATORS TO MAKE REAL-TIME DECISION MAKING. THIS WILL ALSO ALLOW THE CURRENT DISTRIBUTION INFRASTRUCTURE TO ACCEPT EMERGING		SECOND HALF OF 2026
26		MOUNT OLIVE TOWNSHIP,ROXBURY TOWNSHIP,CHESTER TOWNSHIP,NETCONG BOROUGH	REPLACE AND/OR ADD EQUIPMENT WITH SEL RELAYS WITHIN THE SUBSTATION (TRANSFORMER AND CIRCUIT	ENHANCE THE VISIBILITY FOR DCC OPERATORS TO MAKE REAL-TIME DECISION MAKING. THIS WILL ALSO ALLOW THE CURRENT DISTRIBUTION INFRASTRUCTURE TO ACCEPT EMERGING		SECOND HALF OF 2026
<b>TOTAL 2026 COSTS</b>					<b>\$ 4,454,301</b>	

Location Count	LOCATION (Substation/Circuit)	TOWNSHIP	DESCRIPTION	OBJECTIVE	COST ESTIMATE	PROJECTED IN-SERVICE DATE
<b>DISTRIBUTION AUTOMATION ENABLEMENT 2027</b>						
Location Count	LOCATION (Substation/Circuit)	TOWNSHIP	DESCRIPTION	OBJECTIVE	COST ESTIMATE	PROJECTED IN-SERVICE DATE
27		HAMPTON TOWNSHIP,FREDON TOWNSHIP,FRANKFORD TOWNSHIP,NEWTON TOWN,ANDOVER	REPLACE AND/OR ADD EQUIPMENT WITH SEL RELAYS WITHIN THE SUBSTATION (TRANSFORMER AND CIRCUIT	ENHANCE THE VISIBILITY FOR DCC OPERATORS TO MAKE REAL-TIME DECISION MAKING. THIS WILL ALSO ALLOW THE CURRENT DISTRIBUTION INFRASTRUCTURE TO ACCEPT EMERGING	\$ 536,463	FIRST HALF OF 2027
28		TOMS RIVER TOWNSHIP,LAVALLETTE BOROUGH,BERKELEY TOWNSHIP	REPLACE AND/OR ADD EQUIPMENT WITH SEL RELAYS WITHIN THE SUBSTATION (TRANSFORMER AND CIRCUIT	ENHANCE THE VISIBILITY FOR DCC OPERATORS TO MAKE REAL-TIME DECISION MAKING. THIS WILL ALSO ALLOW THE CURRENT DISTRIBUTION INFRASTRUCTURE TO ACCEPT EMERGING	\$ 956,181	FIRST HALF OF 2027
28		TOMS RIVER TOWNSHIP	REPLACE AND/OR ADD EQUIPMENT WITH SEL RELAYS WITHIN THE SUBSTATION (TRANSFORMER AND CIRCUIT	ENHANCE THE VISIBILITY FOR DCC OPERATORS TO MAKE REAL-TIME DECISION MAKING. THIS WILL ALSO ALLOW THE CURRENT DISTRIBUTION INFRASTRUCTURE TO ACCEPT EMERGING		FIRST HALF OF 2027
28		TOMS RIVER TOWNSHIP,LAVALLETTE BOROUGH,BERKELEY TOWNSHIP	REPLACE AND/OR ADD EQUIPMENT WITH SEL RELAYS WITHIN THE SUBSTATION (TRANSFORMER AND CIRCUIT	ENHANCE THE VISIBILITY FOR DCC OPERATORS TO MAKE REAL-TIME DECISION MAKING. THIS WILL ALSO ALLOW THE CURRENT DISTRIBUTION INFRASTRUCTURE TO ACCEPT EMERGING		FIRST HALF OF 2027
29		BRANCHBURG TOWNSHIP,CLINTON TOWNSHIP,ALLAMUCHY TOWNSHIP,READINGTON TOWNSHIP	REPLACE AND/OR ADD EQUIPMENT WITH SEL RELAYS WITHIN THE SUBSTATION (TRANSFORMER AND CIRCUIT	ENHANCE THE VISIBILITY FOR DCC OPERATORS TO MAKE REAL-TIME DECISION MAKING. THIS WILL ALSO ALLOW THE CURRENT DISTRIBUTION INFRASTRUCTURE TO ACCEPT EMERGING	\$ 536,463	SECOND HALF OF 2027
30		TOMS RIVER TOWNSHIP,BRICK TOWNSHIP,LAVALLETTE BOROUGH	REPLACE AND/OR ADD EQUIPMENT WITH SEL RELAYS WITHIN THE SUBSTATION (TRANSFORMER AND CIRCUIT	ENHANCE THE VISIBILITY FOR DCC OPERATORS TO MAKE REAL-TIME DECISION MAKING. THIS WILL ALSO ALLOW THE CURRENT DISTRIBUTION INFRASTRUCTURE TO ACCEPT EMERGING	\$ 956,181	SECOND HALF OF 2027
30		BRICK TOWNSHIP,TOMS RIVER TOWNSHIP,LAVALLETTE BOROUGH,BERKELEY TOWNSHIP	REPLACE AND/OR ADD EQUIPMENT WITH SEL RELAYS WITHIN THE SUBSTATION (TRANSFORMER AND CIRCUIT	ENHANCE THE VISIBILITY FOR DCC OPERATORS TO MAKE REAL-TIME DECISION MAKING. THIS WILL ALSO ALLOW THE CURRENT DISTRIBUTION INFRASTRUCTURE TO ACCEPT EMERGING		SECOND HALF OF 2027
30		BRICK TOWNSHIP,LAVALLETTE BOROUGH,TOMS RIVER TOWNSHIP	REPLACE AND/OR ADD EQUIPMENT WITH SEL RELAYS WITHIN THE SUBSTATION (TRANSFORMER AND CIRCUIT	ENHANCE THE VISIBILITY FOR DCC OPERATORS TO MAKE REAL-TIME DECISION MAKING. THIS WILL ALSO ALLOW THE CURRENT DISTRIBUTION INFRASTRUCTURE TO ACCEPT EMERGING		SECOND HALF OF 2027
31		BERNARDS TOWNSHIP,MORRIS TOWNSHIP,MORRISTOWN TOWN,CHATHAM TOWNSHIP,HARDING TOWNSHIP,BERNARDSVILLE	REPLACE AND/OR ADD EQUIPMENT WITH SEL RELAYS WITHIN THE SUBSTATION (TRANSFORMER AND CIRCUIT COMMUNICATION)	ENHANCE THE VISIBILITY FOR DCC OPERATORS TO MAKE REAL-TIME DECISION MAKING. THIS WILL ALSO ALLOW THE CURRENT DISTRIBUTION INFRASTRUCTURE TO ACCEPT EMERGING TECHNOLOGIES.	\$ 536,463	SECOND HALF OF 2027
<b>TOTAL 2027 COSTS</b>					<b>\$ 3,521,751</b>	
<b>DISTRIBUTION AUTOMATION ENABLEMENT 2028</b>						
Location Count	LOCATION (Substation/Circuit)	TOWNSHIP	DESCRIPTION	OBJECTIVE	COST ESTIMATE	PROJECTED IN-SERVICE DATE
32		TOMS RIVER TOWNSHIP	REPLACE AND/OR ADD EQUIPMENT WITH SEL RELAYS WITHIN THE SUBSTATION (TRANSFORMER AND CIRCUIT	ENHANCE THE VISIBILITY FOR DCC OPERATORS TO MAKE REAL-TIME DECISION MAKING. THIS WILL ALSO ALLOW THE CURRENT DISTRIBUTION INFRASTRUCTURE TO ACCEPT EMERGING	\$ 746,322	FIRST HALF OF 2028
32		TOMS RIVER TOWNSHIP	REPLACE AND/OR ADD EQUIPMENT WITH SEL RELAYS WITHIN THE SUBSTATION (TRANSFORMER AND CIRCUIT	ENHANCE THE VISIBILITY FOR DCC OPERATORS TO MAKE REAL-TIME DECISION MAKING. THIS WILL ALSO ALLOW THE CURRENT DISTRIBUTION INFRASTRUCTURE TO ACCEPT EMERGING		FIRST HALF OF 2028

Location Count	LOCATION (Substation/Circuit)	TOWNSHIP	DESCRIPTION	OBJECTIVE	COST ESTIMATE	PROJECTED IN-SERVICE DATE
33		TOMS RIVER TOWNSHIP	REPLACE AND/OR ADD EQUIPMENT WITH SEL RELAYS WITHIN THE SUBSTATION (TRANSFORMER AND CIRCUIT	ENHANCE THE VISIBILITY FOR DCC OPERATORS TO MAKE REAL-TIME DECISION MAKING. THIS WILL ALSO ALLOW THE CURRENT DISTRIBUTION INFRASTRUCTURE TO ACCEPT EMERGING	\$ 956,181	FIRST HALF OF 2028
33		LAKEWOOD TOWNSHIP,OCEAN TOWNSHIP,SOUTH TOMS RIVER BOROUGH,TOMS RIVER TOWNSHIP	REPLACE AND/OR ADD EQUIPMENT WITH SEL RELAYS WITHIN THE SUBSTATION (TRANSFORMER AND CIRCUIT	ENHANCE THE VISIBILITY FOR DCC OPERATORS TO MAKE REAL-TIME DECISION MAKING. THIS WILL ALSO ALLOW THE CURRENT DISTRIBUTION INFRASTRUCTURE TO ACCEPT EMERGING		FIRST HALF OF 2028
33		TOMS RIVER TOWNSHIP,MANCHESTER TOWNSHIP,BERKELEY TOWNSHIP	REPLACE AND/OR ADD EQUIPMENT WITH SEL RELAYS WITHIN THE SUBSTATION (TRANSFORMER AND CIRCUIT	ENHANCE THE VISIBILITY FOR DCC OPERATORS TO MAKE REAL-TIME DECISION MAKING. THIS WILL ALSO ALLOW THE CURRENT DISTRIBUTION INFRASTRUCTURE TO ACCEPT EMERGING		FIRST HALF OF 2028
34		BEDMINSTER TOWNSHIP,BERNARDS TOWNSHIP,BERNARDSVILLE BOROUGH,BRIDGEWATER TOWNSHIP,HARDING TOWNSHIP	REPLACE AND/OR ADD EQUIPMENT WITH SEL RELAYS WITHIN THE SUBSTATION (TRANSFORMER AND CIRCUIT	ENHANCE THE VISIBILITY FOR DCC OPERATORS TO MAKE REAL-TIME DECISION MAKING. THIS WILL ALSO ALLOW THE CURRENT DISTRIBUTION INFRASTRUCTURE TO ACCEPT EMERGING	\$ 1,166,040	FIRST HALF OF 2028
34		BEDMINSTER TOWNSHIP,BERNARDS TOWNSHIP,FAR HILLS BOROUGH,BRIDGEWATER TOWNSHIP,BERNARDSVILLE	REPLACE AND/OR ADD EQUIPMENT WITH SEL RELAYS WITHIN THE SUBSTATION (TRANSFORMER AND CIRCUIT	ENHANCE THE VISIBILITY FOR DCC OPERATORS TO MAKE REAL-TIME DECISION MAKING. THIS WILL ALSO ALLOW THE CURRENT DISTRIBUTION INFRASTRUCTURE TO ACCEPT EMERGING		FIRST HALF OF 2028
34		SUMMIT CITY,BRANCHBURG TOWNSHIP,BRIDGEWATER TOWNSHIP,BEDMINSTER TOWNSHIP	REPLACE AND/OR ADD EQUIPMENT WITH SEL RELAYS WITHIN THE SUBSTATION (TRANSFORMER AND CIRCUIT	ENHANCE THE VISIBILITY FOR DCC OPERATORS TO MAKE REAL-TIME DECISION MAKING. THIS WILL ALSO ALLOW THE CURRENT DISTRIBUTION INFRASTRUCTURE TO ACCEPT EMERGING		FIRST HALF OF 2028
34		BRIDGEWATER TOWNSHIP	REPLACE AND/OR ADD EQUIPMENT WITH SEL RELAYS WITHIN THE SUBSTATION (TRANSFORMER AND CIRCUIT	ENHANCE THE VISIBILITY FOR DCC OPERATORS TO MAKE REAL-TIME DECISION MAKING. THIS WILL ALSO ALLOW THE CURRENT DISTRIBUTION INFRASTRUCTURE TO ACCEPT EMERGING		FIRST HALF OF 2028
35		HAMBURG BOROUGH,HAMPTON TOWNSHIP,SUSSEX BOROUGH,HARDYSTON TOWNSHIP,WANTAGE TOWNSHIP	REPLACE AND/OR ADD EQUIPMENT WITH SEL RELAYS WITHIN THE SUBSTATION (TRANSFORMER AND CIRCUIT	ENHANCE THE VISIBILITY FOR DCC OPERATORS TO MAKE REAL-TIME DECISION MAKING. THIS WILL ALSO ALLOW THE CURRENT DISTRIBUTION INFRASTRUCTURE TO ACCEPT EMERGING	\$ 746,322	FIRST HALF OF 2028
35		BRANCHVILLE BOROUGH,MONTAGUE TOWNSHIP,FRANKFORD TOWNSHIP,WANTAGE TOWNSHIP,VERNON TOWNSHIP STOCKTON	REPLACE AND/OR ADD EQUIPMENT WITH SEL RELAYS WITHIN THE SUBSTATION (TRANSFORMER AND CIRCUIT COMMUNICATION).	ENHANCE THE VISIBILITY FOR DCC OPERATORS TO MAKE REAL-TIME DECISION MAKING. THIS WILL ALSO ALLOW THE CURRENT DISTRIBUTION INFRASTRUCTURE TO ACCEPT EMERGING TECHNOLOGIES.		FIRST HALF OF 2028
36		WOODLAND TOWNSHIP,NEW PROVIDENCE BOROUGH,PEMBERTON TOWNSHIP	REPLACE AND/OR ADD EQUIPMENT WITH SEL RELAYS WITHIN THE SUBSTATION (TRANSFORMER AND CIRCUIT	ENHANCE THE VISIBILITY FOR DCC OPERATORS TO MAKE REAL-TIME DECISION MAKING. THIS WILL ALSO ALLOW THE CURRENT DISTRIBUTION INFRASTRUCTURE TO ACCEPT EMERGING	\$ 746,322	FIRST HALF OF 2028
36		PEMBERTON BOROUGH,WOODLAND TOWNSHIP,SOUTHAMPTON TOWNSHIP,PEMBERTON TOWNSHIP	REPLACE AND/OR ADD EQUIPMENT WITH SEL RELAYS WITHIN THE SUBSTATION (TRANSFORMER AND CIRCUIT	ENHANCE THE VISIBILITY FOR DCC OPERATORS TO MAKE REAL-TIME DECISION MAKING. THIS WILL ALSO ALLOW THE CURRENT DISTRIBUTION INFRASTRUCTURE TO ACCEPT EMERGING		FIRST HALF OF 2028
<b>TOTAL 2028 COSTS</b>					<b>\$ 4,361,187</b>	
<b>DISTRIBUTION AUTOMATION ENABLEMENT 2029</b>						
Location Count	LOCATION (Substation/Circuit)	TOWNSHIP	DESCRIPTION	OBJECTIVE	COST ESTIMATE	PROJECTED IN-SERVICE DATE

Location Count	LOCATION (Substation/Circuit)	TOWNSHIP	DESCRIPTION	OBJECTIVE	COST ESTIMATE	PROJECTED IN-SERVICE DATE
37		WOODLAND TOWNSHIP, PEMBERTON TOWNSHIP	REPLACE AND/OR ADD EQUIPMENT WITH SEL RELAYS WITHIN THE SUBSTATION (TRANSFORMER AND CIRCUIT)	ENHANCE THE VISIBILITY FOR DCC OPERATORS TO MAKE REAL-TIME DECISION MAKING. THIS WILL ALSO ALLOW THE CURRENT DISTRIBUTION INFRASTRUCTURE TO ACCEPT EMERGING	\$ 746,322	FIRST HALF OF 2029
37		PEMBERTON TOWNSHIP	REPLACE AND/OR ADD EQUIPMENT WITH SEL RELAYS WITHIN THE SUBSTATION (TRANSFORMER AND CIRCUIT)	ENHANCE THE VISIBILITY FOR DCC OPERATORS TO MAKE REAL-TIME DECISION MAKING. THIS WILL ALSO ALLOW THE CURRENT DISTRIBUTION INFRASTRUCTURE TO ACCEPT EMERGING		FIRST HALF OF 2029
38		HAMPTON TOWNSHIP, SPARTA TOWNSHIP, WANTAGE TOWNSHIP, ROXBURY TOWNSHIP, ANDOVER BOROUGH, ANDOVER TOWNSHIP, LAFAYETTE TOWNSHIP	REPLACE AND/OR ADD EQUIPMENT WITH SEL RELAYS WITHIN THE SUBSTATION (TRANSFORMER AND CIRCUIT COMMUNICATION).	ENHANCE THE VISIBILITY FOR DCC OPERATORS TO MAKE REAL-TIME DECISION MAKING. THIS WILL ALSO ALLOW THE CURRENT DISTRIBUTION INFRASTRUCTURE TO ACCEPT EMERGING TECHNOLOGIES.	\$ 746,322	FIRST HALF OF 2029
38		SPARTA TOWNSHIP, LAFAYETTE TOWNSHIP, STILLWATER TOWNSHIP, ANDOVER TOWNSHIP	REPLACE AND/OR ADD EQUIPMENT WITH SEL RELAYS WITHIN THE SUBSTATION (TRANSFORMER AND CIRCUIT)	ENHANCE THE VISIBILITY FOR DCC OPERATORS TO MAKE REAL-TIME DECISION MAKING. THIS WILL ALSO ALLOW THE CURRENT DISTRIBUTION INFRASTRUCTURE TO ACCEPT EMERGING		FIRST HALF OF 2029
<b>TOTAL 2029 COSTS</b>					<b>\$ 1,492,644</b>	



COASTAL SUBSTATION SWITCHGEAR 2025						
Location Count	LOCATION (Substation/Circuit)	TOWNSHIP	DESCRIPTION	OBJECTIVE	COST ESTIMATE	PROJECTED IN-SERVICE DATE
1		ANDOVER BOROUGH, ANDOVER TOWNSHIP, BYRAM TOWNSHIP, GREEN TOWNSHIP, NEWTON TOWN	REPLACE DISTRIBUTION SWITCHGEAR WHERE ENCLOSURE HAVE SEVERE DEUTERIATION WITH IMPROVED PROTECTION, REAL TIME MONITORING, AND COMMUNICATION.	INCREASE SUBSTATION AND CIRCUIT RELIABILITY AND RESILIENCY BY INSTALLATION OF NEW EQUIPMENT.	\$ 2,374,495	SECOND HALF OF 2025
1		ANDOVER BOROUGH, ANDOVER TOWNSHIP, BYRAM TOWNSHIP, GREEN TOWNSHIP	REPLACE DISTRIBUTION SWITCHGEAR WHERE ENCLOSURE HAVE SEVERE DEUTERIATION WITH IMPROVED PROTECTION, REAL TIME MONITORING, AND COMMUNICATION.	INCREASE SUBSTATION AND CIRCUIT RELIABILITY AND RESILIENCY BY INSTALLATION OF NEW EQUIPMENT.		SECOND HALF OF 2025
1		ANDOVER BOROUGH, ANDOVER TOWNSHIP, BYRAM TOWNSHIP, FREDON TOWNSHIP, FRELINGHUYSEN TOWNSHIP, GREEN TOWNSHIP, NEWTON TOWN	REPLACE DISTRIBUTION SWITCHGEAR WHERE ENCLOSURE HAVE SEVERE DEUTERIATION WITH IMPROVED PROTECTION, REAL TIME MONITORING, AND COMMUNICATION.	INCREASE SUBSTATION AND CIRCUIT RELIABILITY AND RESILIENCY BY INSTALLATION OF NEW EQUIPMENT.		SECOND HALF OF 2025
<b>TOTAL 2025 COSTS</b>					<b>\$ 2,374,495</b>	
COASTAL SUBSTATION SWITCHGEAR 2026						
Location Count	LOCATION (Substation/Circuit)	TOWNSHIP	DESCRIPTION	OBJECTIVE	COST ESTIMATE	PROJECTED IN-SERVICE DATE
2		COLTS NECK TOWNSHIP, FREEHOLD TOWNSHIP, MANALAPAN TOWNSHIP, MARLBORO TOWNSHIP, OLD BRIDGE TOWNSHIP	REPLACE DISTRIBUTION SWITCHGEAR WHERE ENCLOSURE HAVE SEVERE DEUTERIATION WITH IMPROVED PROTECTION, REAL TIME MONITORING, AND COMMUNICATION.	INCREASE SUBSTATION AND CIRCUIT RELIABILITY AND RESILIENCY BY INSTALLATION OF NEW EQUIPMENT.	\$ 2,374,495	FIRST HALF OF 2026
2		COLTS NECK TOWNSHIP, FREEHOLD BOROUGH, FREEHOLD TOWNSHIP, MARLBORO TOWNSHIP	REPLACE DISTRIBUTION SWITCHGEAR WHERE ENCLOSURE HAVE SEVERE DEUTERIATION WITH IMPROVED PROTECTION, REAL TIME MONITORING, AND COMMUNICATION.	INCREASE SUBSTATION AND CIRCUIT RELIABILITY AND RESILIENCY BY INSTALLATION OF NEW EQUIPMENT.		FIRST HALF OF 2026
3		BERKELEY TOWNSHIP, LAKEHURST BOROUGH, LONG BRANCH CITY, MANCHESTER TOWNSHIP, OCEAN TOWNSHIP, SEASIDE PARK BOROUGH, SOUTH TOMS RIVER BOROUGH, TOMS	REPLACE DISTRIBUTION SWITCHGEAR WHERE ENCLOSURE HAVE SEVERE DEUTERIATION WITH IMPROVED PROTECTION, REAL TIME MONITORING, AND COMMUNICATION.	INCREASE SUBSTATION AND CIRCUIT RELIABILITY AND RESILIENCY BY INSTALLATION OF NEW EQUIPMENT.	\$ 2,374,495	SECOND HALF OF 2026
3		BERKELEY TOWNSHIP, LONG BRANCH CITY, SOUTH TOMS RIVER BOROUGH, TOMS RIVER TOWNSHIP	REPLACE DISTRIBUTION SWITCHGEAR WHERE ENCLOSURE HAVE SEVERE DEUTERIATION WITH IMPROVED PROTECTION, REAL TIME MONITORING, AND COMMUNICATION.	INCREASE SUBSTATION AND CIRCUIT RELIABILITY AND RESILIENCY BY INSTALLATION OF NEW EQUIPMENT.		SECOND HALF OF 2026
<b>TOTAL 2026 COSTS</b>					<b>\$ 4,748,990</b>	
COASTAL SUBSTATION SWITCHGEAR 2027						
Location Count	LOCATION (Substation/Circuit)	TOWNSHIP	DESCRIPTION	OBJECTIVE	COST ESTIMATE	PROJECTED IN-SERVICE DATE
4		BRICK TOWNSHIP, LAVALLETTT BOROUGH, TOMS RIVER TOWNSHIP	REPLACE DISTRIBUTION SWITCHGEAR WHERE ENCLOSURE HAVE SEVERE DEUTERIATION WITH IMPROVED PROTECTION, REAL TIME MONITORING, AND COMMUNICATION.	INCREASE SUBSTATION AND CIRCUIT RELIABILITY AND RESILIENCY BY INSTALLATION OF NEW EQUIPMENT.	\$ 2,374,495	FIRST HALF OF 2027
4		BERKELEY TOWNSHIP, BRICK TOWNSHIP, LAVALLETTT BOROUGH, TOMS RIVER TOWNSHIP	REPLACE DISTRIBUTION SWITCHGEAR WHERE ENCLOSURE HAVE SEVERE DEUTERIATION WITH IMPROVED PROTECTION, REAL TIME MONITORING, AND COMMUNICATION.	INCREASE SUBSTATION AND CIRCUIT RELIABILITY AND RESILIENCY BY INSTALLATION OF NEW EQUIPMENT.		FIRST HALF OF 2027
4		BRICK TOWNSHIP, LAVALLETTT BOROUGH, TOMS RIVER TOWNSHIP	REPLACE DISTRIBUTION SWITCHGEAR WHERE ENCLOSURE HAVE SEVERE DEUTERIATION WITH IMPROVED PROTECTION, REAL TIME MONITORING, AND COMMUNICATION.	INCREASE SUBSTATION AND CIRCUIT RELIABILITY AND RESILIENCY BY INSTALLATION OF NEW EQUIPMENT.		FIRST HALF OF 2027

5		TOMS RIVER TOWNSHIP	REPLACE DISTRIBUTION SWITCHGEAR WHERE ENCLOSURE HAVE SEVERE DEUTERIATION WITH IMPROVED PROTECTION, REAL TIME MONITORING, AND COMMUNICATION.	INCREASE SUBSTATION AND CIRCUIT RELIABILITY AND RESILIENCY BY INSTALLATION OF NEW EQUIPMENT.	\$ 2,374,495	SECOND HALF OF 2027
5		LAKWOOD TOWNSHIP, OCEAN TOWNSHIP, SOUTH TOMS RIVER BOROUGH, TOMS RIVER TOWNSHIP	REPLACE DISTRIBUTION SWITCHGEAR WHERE ENCLOSURE HAVE SEVERE DEUTERIATION WITH IMPROVED PROTECTION, REAL TIME MONITORING, AND COMMUNICATION.	INCREASE SUBSTATION AND CIRCUIT RELIABILITY AND RESILIENCY BY INSTALLATION OF NEW EQUIPMENT.		SECOND HALF OF 2027
5		BERKELEY TOWNSHIP, MANCHESTER TOWNSHIP, TOMS RIVER TOWNSHIP	REPLACE DISTRIBUTION SWITCHGEAR WHERE ENCLOSURE HAVE SEVERE DEUTERIATION WITH IMPROVED PROTECTION, REAL TIME MONITORING, AND COMMUNICATION.	INCREASE SUBSTATION AND CIRCUIT RELIABILITY AND RESILIENCY BY INSTALLATION OF NEW EQUIPMENT.		SECOND HALF OF 2027
<b>TOTAL 2027 COSTS</b>					<b>\$ 4,748,990</b>	

COASTAL SUBSTATION SWITCHGEAR 2028						
Location Count	LOCATION (Substation/Circuit)	TOWNSHIP	DESCRIPTION	OBJECTIVE	COST ESTIMATE	PROJECTED IN-SERVICE DATE
6	PINE WALD 64008	BAY HEAD BOROUGH, BEACHWOOD BOROUGH, BERKELEY TOWNSHIP	REPLACE DISTRIBUTION SWITCHGEAR WHERE ENCLOSURE HAVE SEVERE DEUTERIATION WITH IMPROVED PROTECTION, REAL TIME MONITORING, AND COMMUNICATION.	INCREASE SUBSTATION AND CIRCUIT RELIABILITY AND RESILIENCY BY INSTALLATION OF NEW EQUIPMENT.	\$ 2,374,495	FIRST HALF OF 2028
6	PINE WALD 64009	BAY HEAD BOROUGH, BEACHWOOD BOROUGH, BERKELEY TOWNSHIP, LACEY TOWNSHIP, OCEAN TOWNSHIP	REPLACE DISTRIBUTION SWITCHGEAR WHERE ENCLOSURE HAVE SEVERE DEUTERIATION WITH IMPROVED PROTECTION, REAL TIME MONITORING, AND COMMUNICATION.	INCREASE SUBSTATION AND CIRCUIT RELIABILITY AND RESILIENCY BY INSTALLATION OF NEW EQUIPMENT.		FIRST HALF OF 2028
6	PINE WALD 64010	BAY HEAD BOROUGH, BERKELEY TOWNSHIP, OCEAN GATE BOROUGH, TOMS RIVER TOWNSHIP	REPLACE DISTRIBUTION SWITCHGEAR WHERE ENCLOSURE HAVE SEVERE DEUTERIATION WITH IMPROVED PROTECTION, REAL TIME MONITORING, AND COMMUNICATION.	INCREASE SUBSTATION AND CIRCUIT RELIABILITY AND RESILIENCY BY INSTALLATION OF NEW EQUIPMENT.	\$ 2,374,495	FIRST HALF OF 2028
7	PINE WALD 67007	BARNEGAT TOWNSHIP, BAY HEAD BOROUGH, BERKELEY TOWNSHIP, LACEY TOWNSHIP, OCEAN GATE BOROUGH, SOUTHAMPTON TOWNSHIP	REPLACE DISTRIBUTION SWITCHGEAR WHERE ENCLOSURE HAVE SEVERE DEUTERIATION WITH IMPROVED PROTECTION, REAL TIME MONITORING, AND COMMUNICATION.	INCREASE SUBSTATION AND CIRCUIT RELIABILITY AND RESILIENCY BY INSTALLATION OF NEW EQUIPMENT.		SECOND HALF OF 2028
7	PINE WALD 67011	BARNEGAT TOWNSHIP, BERKELEY TOWNSHIP, LACEY TOWNSHIP	REPLACE DISTRIBUTION SWITCHGEAR WHERE ENCLOSURE HAVE SEVERE DEUTERIATION WITH IMPROVED PROTECTION, REAL TIME MONITORING, AND COMMUNICATION.	INCREASE SUBSTATION AND CIRCUIT RELIABILITY AND RESILIENCY BY INSTALLATION OF NEW EQUIPMENT.		SECOND HALF OF 2028
<b>TOTAL 2028 COSTS</b>					<b>\$ 4,748,990</b>	
COASTAL SUBSTATION SWITCHGEAR 2029						
Location Count	LOCATION (Substation/Circuit)	TOWNSHIP	DESCRIPTION	OBJECTIVE	COST ESTIMATE	PROJECTED IN-SERVICE DATE
8	UPTON 67293	PEMBERTON TOWNSHIP, WOODLAND TOWNSHIP	REPLACE DISTRIBUTION SWITCHGEAR WHERE ENCLOSURE HAVE SEVERE DEUTERIATION WITH IMPROVED PROTECTION, REAL TIME MONITORING, AND COMMUNICATION.	INCREASE SUBSTATION AND CIRCUIT RELIABILITY AND RESILIENCY BY INSTALLATION OF NEW EQUIPMENT.	\$ 2,374,495	FIRST HALF OF 2029
8	UPTON 67303	PEMBERTON TOWNSHIP	REPLACE DISTRIBUTION SWITCHGEAR WHERE ENCLOSURE HAVE SEVERE DEUTERIATION WITH IMPROVED PROTECTION, REAL TIME MONITORING, AND COMMUNICATION.	INCREASE SUBSTATION AND CIRCUIT RELIABILITY AND RESILIENCY BY INSTALLATION OF NEW EQUIPMENT.		FIRST HALF OF 2029
<b>TOTAL 2029 COSTS</b>					<b>\$ 2,374,495</b>	

SUBSTATION EQUIPMENT REPLACEMENT 2025						
Location Count	LOCATION (Substation/Circuit)	TOWNSHIP	DESCRIPTION	OBJECTIVE	COST ESTIMATE	PROJECTED IN-SERVICE DATE
1		ANDOVER TOWNSHIP,BYRAM TOWNSHIP,GREEN TOWNSHIP,ANDOVER BOROUGH,NEWTON TOWN	REPLACE DISTRIBUTION OIL BREAKER WITH AIR/RMAG OR VACUUM TYPE BREAKERS.	INCREASE SUBSTATION AND CIRCUIT RELIABILITY AND RESILIENCY BY INSTALLATION OF NEW EQUIPMENT.	\$ 282,212	FIRST HALF OF 2025
2		GREEN TOWNSHIP,ANDOVER TOWNSHIP,ANDOVER BOROUGH,BYRAM TOWNSHIP	REPLACE DISTRIBUTION OIL BREAKER WITH AIR/RMAG OR VACUUM TYPE BREAKERS.	INCREASE SUBSTATION AND CIRCUIT RELIABILITY AND RESILIENCY BY INSTALLATION OF NEW EQUIPMENT.	\$ 282,212	FIRST HALF OF 2025
3		NEWTON TOWN,GREEN TOWNSHIP,BYRAM TOWNSHIP,ANDOVER BOROUGH,FRELINGHUYSEN TOWNSHIP,FREDON TOWNSHIP,ANDOVER TOWNSHIP	REPLACE DISTRIBUTION OIL BREAKER WITH AIR/RMAG OR VACUUM TYPE BREAKERS.	INCREASE SUBSTATION AND CIRCUIT RELIABILITY AND RESILIENCY BY INSTALLATION OF NEW EQUIPMENT.	\$ 282,212	FIRST HALF OF 2025
4		BELMAR BOROUGH,WALL TOWNSHIP,SPRING LAKE HEIGHTS BOROUGH,SPRING LAKE BOROUGH	REPLACE DISTRIBUTION OIL BREAKER WITH AIR/RMAG OR VACUUM TYPE BREAKERS.	INCREASE SUBSTATION AND CIRCUIT RELIABILITY AND RESILIENCY BY INSTALLATION OF NEW EQUIPMENT.	\$ 282,212	FIRST HALF OF 2025
5		BELMAR BOROUGH,LAKE COMO BOROUGH,WALL TOWNSHIP	REPLACE DISTRIBUTION OIL BREAKER WITH AIR/RMAG OR VACUUM TYPE BREAKERS.	INCREASE SUBSTATION AND CIRCUIT RELIABILITY AND RESILIENCY BY INSTALLATION OF NEW EQUIPMENT.	\$ 282,212	FIRST HALF OF 2025
6		BELMAR BOROUGH,LAKE COMO BOROUGH,SPRING LAKE BOROUGH,WALL TOWNSHIP	REPLACE DISTRIBUTION OIL BREAKER WITH AIR/RMAG OR VACUUM TYPE BREAKERS.	INCREASE SUBSTATION AND CIRCUIT RELIABILITY AND RESILIENCY BY INSTALLATION OF NEW EQUIPMENT.	\$ 282,212	FIRST HALF OF 2025
7		LAKE COMO BOROUGH,WALL TOWNSHIP,BELMAR BOROUGH	REPLACE DISTRIBUTION OIL BREAKER WITH AIR/RMAG OR VACUUM TYPE BREAKERS.	INCREASE SUBSTATION AND CIRCUIT RELIABILITY AND RESILIENCY BY INSTALLATION OF NEW EQUIPMENT.	\$ 282,212	SECOND HALF OF 2025
8		SPRING LAKE BOROUGH,SPRING LAKE HEIGHTS BOROUGH	REPLACE DISTRIBUTION OIL BREAKER WITH AIR/RMAG OR VACUUM TYPE BREAKERS.	INCREASE SUBSTATION AND CIRCUIT RELIABILITY AND RESILIENCY BY INSTALLATION OF NEW EQUIPMENT.	\$ 282,212	SECOND HALF OF 2025
9		BOONTON TOWNSHIP,BOONTON TOWN	REPLACE DISTRIBUTION OIL BREAKER WITH AIR/RMAG OR VACUUM TYPE BREAKERS.	INCREASE SUBSTATION AND CIRCUIT RELIABILITY AND RESILIENCY BY INSTALLATION OF NEW EQUIPMENT.	\$ 282,212	SECOND HALF OF 2025
10		BOONTON TOWN,MONTVILLE TOWNSHIP,PARSIPPANY TROY HILLS TOWNSHIP,BOONTON TOWNSHIP,ROCKAWAY TOWNSHIP	REPLACE DISTRIBUTION OIL BREAKER WITH AIR/RMAG OR VACUUM TYPE BREAKERS.	INCREASE SUBSTATION AND CIRCUIT RELIABILITY AND RESILIENCY BY INSTALLATION OF NEW EQUIPMENT.	\$ 282,212	SECOND HALF OF 2025
11		HIGHLANDS BOROUGH,ATLANTIC HIGHLANDS BOROUGH,MIDDLETOWN TOWNSHIP	REPLACE DISTRIBUTION OIL BREAKER WITH AIR/RMAG OR VACUUM TYPE BREAKERS.	INCREASE SUBSTATION AND CIRCUIT RELIABILITY AND RESILIENCY BY INSTALLATION OF NEW EQUIPMENT.	\$ 282,212	SECOND HALF OF 2025
12		HIGHLANDS BOROUGH,MIDDLETOWN TOWNSHIP,ATLANTIC HIGHLANDS BOROUGH	REPLACE DISTRIBUTION OIL BREAKER WITH AIR/RMAG OR VACUUM TYPE BREAKERS.	INCREASE SUBSTATION AND CIRCUIT RELIABILITY AND RESILIENCY BY INSTALLATION OF NEW EQUIPMENT.	\$ 282,212	SECOND HALF OF 2025
<b>TOTAL 2025 COSTS</b>					<b>\$ 3,386,544</b>	
SUBSTATION EQUIPMENT REPLACEMENT 2026						
Location Count	LOCATION (Substation/Circuit)	TOWNSHIP	DESCRIPTION	OBJECTIVE	COST ESTIMATE	PROJECTED IN-SERVICE DATE
13		FREEHOLD BOROUGH,WEST WINDSOR TOWNSHIP,FREEHOLD TOWNSHIP,WALL TOWNSHIP,HOWELL TOWNSHIP	REPLACE DISTRIBUTION OIL BREAKER WITH AIR/RMAG OR VACUUM TYPE BREAKERS.	INCREASE SUBSTATION AND CIRCUIT RELIABILITY AND RESILIENCY BY INSTALLATION OF NEW EQUIPMENT.	\$ 282,212	FIRST HALF OF 2026
14		FREEHOLD BOROUGH,FREEHOLD TOWNSHIP	REPLACE DISTRIBUTION OIL BREAKER WITH AIR/RMAG OR VACUUM TYPE BREAKERS.	INCREASE SUBSTATION AND CIRCUIT RELIABILITY AND RESILIENCY BY INSTALLATION OF NEW EQUIPMENT.	\$ 282,212	FIRST HALF OF 2026

15		FREEHOLD BOROUGH, FREEHOLD TOWNSHIP	REPLACE DISTRIBUTION OIL BREAKER WITH AIR/RMAG OR VACUUM TYPE BREAKERS.	INCREASE SUBSTATION AND CIRCUIT RELIABILITY AND RESILIENCY BY INSTALLATION OF NEW EQUIPMENT.	\$ 282,212	FIRST HALF OF 2026
16		BYRAM TOWNSHIP (SUSSEX)	REPLACE DISTRIBUTION OIL BREAKER WITH AIR/RMAG OR VACUUM TYPE BREAKERS.	INCREASE SUBSTATION AND CIRCUIT RELIABILITY AND RESILIENCY BY INSTALLATION OF NEW EQUIPMENT.	\$ 282,212	FIRST HALF OF 2026
17		LAKEHURST BOROUGH, MANCHESTER TOWNSHIP	REPLACE DISTRIBUTION OIL BREAKER WITH AIR/RMAG OR VACUUM TYPE BREAKERS.	INCREASE SUBSTATION AND CIRCUIT RELIABILITY AND RESILIENCY BY INSTALLATION OF NEW EQUIPMENT.	\$ 282,212	FIRST HALF OF 2026
18		LAKEHURST BOROUGH, MANCHESTER TOWNSHIP	REPLACE DISTRIBUTION OIL BREAKER WITH AIR/RMAG OR VACUUM TYPE BREAKERS.	INCREASE SUBSTATION AND CIRCUIT RELIABILITY AND RESILIENCY BY INSTALLATION OF NEW EQUIPMENT.	\$ 282,212	SECOND HALF OF 2026
19		BRICK TOWNSHIP	REPLACE DISTRIBUTION OIL BREAKER WITH AIR/RMAG OR VACUUM TYPE BREAKERS.	INCREASE SUBSTATION AND CIRCUIT RELIABILITY AND RESILIENCY BY INSTALLATION OF NEW EQUIPMENT.	\$ 282,212	SECOND HALF OF 2026
20		CLINTON TOWNSHIP, CLINTON TOWN, LEBANON BOROUGH	REPLACE DISTRIBUTION OIL BREAKER WITH AIR/RMAG OR VACUUM TYPE BREAKERS.	INCREASE SUBSTATION AND CIRCUIT RELIABILITY AND RESILIENCY BY INSTALLATION OF NEW EQUIPMENT.	\$ 282,212	SECOND HALF OF 2026
21		CLINTON TOWNSHIP, LEBANON BOROUGH, TEWKSBURY TOWNSHIP, LEBANON TOWNSHIP	REPLACE DISTRIBUTION OIL BREAKER WITH AIR/RMAG OR VACUUM TYPE BREAKERS.	INCREASE SUBSTATION AND CIRCUIT RELIABILITY AND RESILIENCY BY INSTALLATION OF NEW EQUIPMENT.	\$ 282,212	SECOND HALF OF 2026
22		LEBANON BOROUGH, LEBANON TOWNSHIP, TEWKSBURY TOWNSHIP, CLINTON TOWNSHIP	REPLACE DISTRIBUTION OIL BREAKER WITH AIR/RMAG OR VACUUM TYPE BREAKERS.	INCREASE SUBSTATION AND CIRCUIT RELIABILITY AND RESILIENCY BY INSTALLATION OF NEW EQUIPMENT.	\$ 282,212	SECOND HALF OF 2026
<b>TOTAL 2026 COSTS</b>					<b>\$ 2,822,120</b>	

SUBSTATION EQUIPMENT REPLACEMENT 2027							
Location Count	LOCATION (Substation/Circuit)	TOWNSHIP	DESCRIPTION	OBJECTIVE	COST ESTIMATE	PROJECTED IN-SERVICE DATE	
23		LONG BRANCH CITY	REPLACE DISTRIBUTION OIL BREAKER WITH AIR/RMAG OR VACUUM TYPE BREAKERS.	INCREASE SUBSTATION AND CIRCUIT RELIABILITY AND RESILIENCY BY INSTALLATION OF NEW EQUIPMENT.	\$ 282,212	FIRST HALF OF 2027	
24		LONG BRANCH CITY,OCEAN TOWNSHIP	REPLACE DISTRIBUTION OIL BREAKER WITH AIR/RMAG OR VACUUM TYPE BREAKERS.	INCREASE SUBSTATION AND CIRCUIT RELIABILITY AND RESILIENCY BY INSTALLATION OF NEW EQUIPMENT.	\$ 282,212	FIRST HALF OF 2027	
25		MONMOUTH BEACH BOROUGH,OCEAN TOWNSHIP, LONG BRANCH CITY	REPLACE DISTRIBUTION OIL BREAKER WITH AIR/RMAG OR VACUUM TYPE BREAKERS.	INCREASE SUBSTATION AND CIRCUIT RELIABILITY AND RESILIENCY BY INSTALLATION OF NEW EQUIPMENT.	\$ 282,212	FIRST HALF OF 2027	
26		LONG BRANCH CITY,OCEAN TOWNSHIP	REPLACE DISTRIBUTION OIL BREAKER WITH AIR/RMAG OR VACUUM TYPE BREAKERS.	INCREASE SUBSTATION AND CIRCUIT RELIABILITY AND RESILIENCY BY INSTALLATION OF NEW EQUIPMENT.	\$ 282,212	FIRST HALF OF 2027	
27		LONG BRANCH CITY,MONMOUTH BEACH BOROUGH,OCEAN TOWNSHIP	REPLACE DISTRIBUTION OIL BREAKER WITH AIR/RMAG OR VACUUM TYPE BREAKERS.	INCREASE SUBSTATION AND CIRCUIT RELIABILITY AND RESILIENCY BY INSTALLATION OF NEW EQUIPMENT.	\$ 282,212	FIRST HALF OF 2027	
28		MATAWAN BOROUGH,ABERDEEN TOWNSHIP	REPLACE DISTRIBUTION OIL BREAKER WITH AIR/RMAG OR VACUUM TYPE BREAKERS.	INCREASE SUBSTATION AND CIRCUIT RELIABILITY AND RESILIENCY BY INSTALLATION OF NEW EQUIPMENT.	\$ 282,212	SECOND HALF OF 2027	
29		TINTON FALLS BOROUGH,MIDDLETOWN TOWNSHIP,RED BANK BOROUGH	REPLACE DISTRIBUTION OIL BREAKER WITH AIR/RMAG OR VACUUM TYPE BREAKERS.	INCREASE SUBSTATION AND CIRCUIT RELIABILITY AND RESILIENCY BY INSTALLATION OF NEW EQUIPMENT.	\$ 282,212	SECOND HALF OF 2027	
30		PEMBERTON BOROUGH,PEMBERTON TOWNSHIP,SOUTHAMPTON TOWNSHIP	REPLACE DISTRIBUTION OIL BREAKER WITH AIR/RMAG OR VACUUM TYPE BREAKERS.	INCREASE SUBSTATION AND CIRCUIT RELIABILITY AND RESILIENCY BY INSTALLATION OF NEW EQUIPMENT.	\$ 282,212	SECOND HALF OF 2027	
31		PEMBERTON BOROUGH,WOODLAND TOWNSHIP,SOUTHAMPTON TOWNSHIP,PEMBERTON TOWNSHIP	REPLACE DISTRIBUTION OIL BREAKER WITH AIR/RMAG OR VACUUM TYPE BREAKERS.	INCREASE SUBSTATION AND CIRCUIT RELIABILITY AND RESILIENCY BY INSTALLATION OF NEW EQUIPMENT.	\$ 282,212	SECOND HALF OF 2027	
32		BELVIDERE TOWN,LIBERTY TOWNSHIP,PHILLIPSBURG TOWN,WHITE TOWNSHIP,HARMONY TOWNSHIP	REPLACE DISTRIBUTION OIL BREAKER WITH AIR/RMAG OR VACUUM TYPE BREAKERS.	INCREASE SUBSTATION AND CIRCUIT RELIABILITY AND RESILIENCY BY INSTALLATION OF NEW EQUIPMENT.	\$ 282,212	SECOND HALF OF 2027	
<b>TOTAL 2027 COSTS</b>					<b>\$ 2,822,120</b>		

SUBSTATION EQUIPMENT REPLACEMENT 2028						
Location Count	LOCATION (Substation/Circuit)	TOWNSHIP	DESCRIPTION	OBJECTIVE	COST ESTIMATE	PROJECTED IN-SERVICE DATE
33		TOMS RIVER TOWNSHIP	REPLACE DISTRIBUTION OIL BREAKER WITH AIR/RMAG OR VACUUM TYPE BREAKERS.	INCREASE SUBSTATION AND CIRCUIT RELIABILITY AND RESILIENCY BY INSTALLATION OF NEW EQUIPMENT.	\$ 282,212	FIRST HALF OF 2028
34		TOMS RIVER TOWNSHIP	REPLACE DISTRIBUTION OIL BREAKER WITH AIR/RMAG OR VACUUM TYPE BREAKERS.	INCREASE SUBSTATION AND CIRCUIT RELIABILITY AND RESILIENCY BY INSTALLATION OF NEW EQUIPMENT.	\$ 282,212	FIRST HALF OF 2028
35		RIVERDALE BOROUGH,POMPTON LAKES BOROUGH,PEQUANNOCK TOWNSHIP,BUTLER BOROUGH	REPLACE DISTRIBUTION OIL BREAKER WITH AIR/RMAG OR VACUUM TYPE BREAKERS.	INCREASE SUBSTATION AND CIRCUIT RELIABILITY AND RESILIENCY BY INSTALLATION OF NEW EQUIPMENT.	\$ 282,212	FIRST HALF OF 2028
36		PEQUANNOCK TOWNSHIP	REPLACE DISTRIBUTION OIL BREAKER WITH AIR/RMAG OR VACUUM TYPE BREAKERS.	INCREASE SUBSTATION AND CIRCUIT RELIABILITY AND RESILIENCY BY INSTALLATION OF NEW EQUIPMENT.	\$ 282,212	FIRST HALF OF 2028
37		PEQUANNOCK TOWNSHIP,WAYNE TOWNSHIP,WATCHUNG BOROUGH,POMPTON LAKES BOROUGH	REPLACE DISTRIBUTION OIL BREAKER WITH AIR/RMAG OR VACUUM TYPE BREAKERS.	INCREASE SUBSTATION AND CIRCUIT RELIABILITY AND RESILIENCY BY INSTALLATION OF NEW EQUIPMENT.	\$ 282,212	FIRST HALF OF 2028
38		KEYPORT BOROUGH,RED BANK BOROUGH,MIDDLETOWN TOWNSHIP	REPLACE DISTRIBUTION OIL BREAKER WITH AIR/RMAG OR VACUUM TYPE BREAKERS.	INCREASE SUBSTATION AND CIRCUIT RELIABILITY AND RESILIENCY BY INSTALLATION OF NEW EQUIPMENT.	\$ 282,212	SECOND HALF OF 2028
39		SHREWSBURY BOROUGH,RED BANK BOROUGH,SHREWSBURY TOWNSHIP,TINTON FALLS BOROUGH	REPLACE DISTRIBUTION OIL BREAKER WITH AIR/RMAG OR VACUUM TYPE BREAKERS.	INCREASE SUBSTATION AND CIRCUIT RELIABILITY AND RESILIENCY BY INSTALLATION OF NEW EQUIPMENT.	\$ 282,212	SECOND HALF OF 2028
40		LONG HILL TOWNSHIP,WATCHUNG BOROUGH	REPLACE DISTRIBUTION OIL BREAKER WITH AIR/RMAG OR VACUUM TYPE BREAKERS.	INCREASE SUBSTATION AND CIRCUIT RELIABILITY AND RESILIENCY BY INSTALLATION OF NEW EQUIPMENT.	\$ 282,212	SECOND HALF OF 2028
41		HAZLET TOWNSHIP,HOLMDEL TOWNSHIP,KEANSBURG BOROUGH,MIDDLETOWN TOWNSHIP	REPLACE DISTRIBUTION OIL BREAKER WITH AIR/RMAG OR VACUUM TYPE BREAKERS.	INCREASE SUBSTATION AND CIRCUIT RELIABILITY AND RESILIENCY BY INSTALLATION OF NEW EQUIPMENT.	\$ 282,212	SECOND HALF OF 2028
42		MIDDLETOWN TOWNSHIP,HOLMDEL TOWNSHIP	REPLACE DISTRIBUTION OIL BREAKER WITH AIR/RMAG OR VACUUM TYPE BREAKERS.	INCREASE SUBSTATION AND CIRCUIT RELIABILITY AND RESILIENCY BY INSTALLATION OF NEW EQUIPMENT.	\$ 282,212	SECOND HALF OF 2028
<b>TOTAL 2028 COSTS</b>					<b>\$ 2,822,120</b>	

SUBSTATION EQUIPMENT REPLACEMENT 2029						
Location Count	LOCATION (Substation/Circuit)	TOWNSHIP	DESCRIPTION	OBJECTIVE	COST ESTIMATE	PROJECTED IN-SERVICE DATE
43		HAZLET TOWNSHIP,MIDDLETOWN TOWNSHIP	REPLACE DISTRIBUTION OIL BREAKER WITH AIR/RMAG OR VACUUM TYPE BREAKERS.	INCREASE SUBSTATION AND CIRCUIT RELIABILITY AND RESILIENCY BY INSTALLATION OF NEW EQUIPMENT.	\$ 282,212	FIRST HALF OF 2029
44		OCEAN TOWNSHIP,NEPTUNE TOWNSHIP,OCEAN TOWNSHIP,ASBURY PARK CITY	REPLACE DISTRIBUTION OIL BREAKER WITH AIR/RMAG OR VACUUM TYPE BREAKERS.	INCREASE SUBSTATION AND CIRCUIT RELIABILITY AND RESILIENCY BY INSTALLATION OF NEW EQUIPMENT.	\$ 282,212	FIRST HALF OF 2029
45		BERKELEY TOWNSHIP,MANCHESTER TOWNSHIP	REPLACE DISTRIBUTION OIL BREAKER WITH AIR/RMAG OR VACUUM TYPE BREAKERS.	INCREASE SUBSTATION AND CIRCUIT RELIABILITY AND RESILIENCY BY INSTALLATION OF NEW EQUIPMENT.	\$ 282,212	FIRST HALF OF 2029
46		MANCHESTER TOWNSHIP,BERKELEY TOWNSHIP,LACEY TOWNSHIP,OCEAN TOWNSHIP	REPLACE DISTRIBUTION OIL BREAKER WITH AIR/RMAG OR VACUUM TYPE BREAKERS.	INCREASE SUBSTATION AND CIRCUIT RELIABILITY AND RESILIENCY BY INSTALLATION OF NEW EQUIPMENT.	\$ 282,212	FIRST HALF OF 2029
47		MANCHESTER TOWNSHIP	REPLACE DISTRIBUTION OIL BREAKER WITH AIR/RMAG OR VACUUM TYPE BREAKERS.	INCREASE SUBSTATION AND CIRCUIT RELIABILITY AND RESILIENCY BY INSTALLATION OF NEW EQUIPMENT.	\$ 282,212	FIRST HALF OF 2029
<b>TOTAL 2028 COSTS</b>					<b>\$ 1,411,060</b>	



MODERNIZE PROTECTIVE EQUIPMENT: DPU 2024						
Location Count	LOCATION (Substation/Circuit)	TOWNSHIP	DESCRIPTION	OBJECTIVE	COST ESTIMATE	PROJECTED IN-SERVICE DATE
1		MOUNT OLIVE TOWNSHIP, ROXBURY TOWNSHIP, CHESTER TOWNSHIP, NETCONG BOROUGH, MILFORD BOROUGH, HAMPTON BOROUGH, MANSFIELD TOWNSHIP, BETHLEHEM TOWNSHIP, WASHINGTON TOWNSHIP, ALEXANDRIA TOWNSHIP, FRANKLIN TOWNSHIP, UNION TOWNSHIP, FRANKLIN TOWNSHIP, MILFORD BOROUGH, LAMBERTVILLE CITY, HOLLAND TOWNSHIP, UNION TOWNSHIP, HIGH BRIDGE BOROUGH, ALEXANDRIA GREENWICH	REPLACE CURRENT DPU OR DPU 2000R RELAYS WITH A NEWER SEL MICROPROCESSOR RELAY.	ENHANCE DISTRIBUTION SYSTEM RELIABILITY AND RESILIENCY BY REPLACING THE CURRENT RELAYING EQUIPMENT WITH A MICROPROCESSOR RELAY, THAT WILL PROVIDE INCREASED MONITORING AND PROTECTION.	\$ 132,772	SECOND HALF OF 2024
2		BOROUGH, MANSFIELD TOWNSHIP, BETHLEHEM TOWNSHIP, WASHINGTON TOWNSHIP, ALEXANDRIA TOWNSHIP, FRANKLIN TOWNSHIP, UNION TOWNSHIP, FRANKLIN TOWNSHIP, MILFORD BOROUGH, LAMBERTVILLE CITY, HOLLAND TOWNSHIP, UNION TOWNSHIP, HIGH BRIDGE BOROUGH, ALEXANDRIA GREENWICH	REPLACE CURRENT DPU OR DPU 2000R RELAYS WITH A NEWER SEL MICROPROCESSOR RELAY.	ENHANCE DISTRIBUTION SYSTEM RELIABILITY AND RESILIENCY BY REPLACING THE CURRENT RELAYING EQUIPMENT WITH A MICROPROCESSOR RELAY, THAT WILL PROVIDE INCREASED MONITORING AND PROTECTION.	\$ 132,772	SECOND HALF OF 2024
3		BOROUGH, MANSFIELD TOWNSHIP, BETHLEHEM TOWNSHIP, WASHINGTON TOWNSHIP, ALEXANDRIA TOWNSHIP, FRANKLIN TOWNSHIP, UNION TOWNSHIP, FRANKLIN TOWNSHIP, MILFORD BOROUGH, LAMBERTVILLE CITY, HOLLAND TOWNSHIP, UNION TOWNSHIP, HIGH BRIDGE BOROUGH, ALEXANDRIA GREENWICH	REPLACE CURRENT DPU OR DPU 2000R RELAYS WITH A NEWER SEL MICROPROCESSOR RELAY.	ENHANCE DISTRIBUTION SYSTEM RELIABILITY AND RESILIENCY BY REPLACING THE CURRENT RELAYING EQUIPMENT WITH A MICROPROCESSOR RELAY, THAT WILL PROVIDE INCREASED MONITORING AND PROTECTION.	\$ 132,772	SECOND HALF OF 2024
4		TOWNSHIP, PHILLIPSBURG TOWN, FRANKLIN TOWNSHIP, POHATCONG TOWNSHIP, LOPATCONG TOWNSHIP, ALPHA BOROUGH, HOLLAND	REPLACE CURRENT DPU OR DPU 2000R RELAYS WITH A NEWER SEL MICROPROCESSOR RELAY.	ENHANCE DISTRIBUTION SYSTEM RELIABILITY AND RESILIENCY BY REPLACING THE CURRENT RELAYING EQUIPMENT WITH A MICROPROCESSOR RELAY, THAT WILL PROVIDE INCREASED MONITORING AND PROTECTION.	\$ 132,772	SECOND HALF OF 2024
5		TOWNSHIP, POHATCONG TOWNSHIP, PHILLIPSBURG TOWN, LOPATCONG TOWNSHIP, GREENWICH	REPLACE CURRENT DPU OR DPU 2000R RELAYS WITH A NEWER SEL MICROPROCESSOR RELAY.	ENHANCE DISTRIBUTION SYSTEM RELIABILITY AND RESILIENCY BY REPLACING THE CURRENT RELAYING EQUIPMENT WITH A MICROPROCESSOR RELAY, THAT WILL PROVIDE INCREASED MONITORING AND PROTECTION.	\$ 132,772	SECOND HALF OF 2024
6		READINGTON TOWNSHIP, BRANCHBURG TOWNSHIP	REPLACE CURRENT DPU OR DPU 2000R RELAYS WITH A NEWER SEL MICROPROCESSOR RELAY.	ENHANCE DISTRIBUTION SYSTEM RELIABILITY AND RESILIENCY BY REPLACING THE CURRENT RELAYING EQUIPMENT WITH A MICROPROCESSOR RELAY, THAT WILL PROVIDE INCREASED MONITORING AND PROTECTION.	\$ 132,772	SECOND HALF OF 2024
7		BRANCHBURG TOWNSHIP, BERNARDSVILLE BOROUGH	REPLACE CURRENT DPU OR DPU 2000R RELAYS WITH A NEWER SEL MICROPROCESSOR RELAY.	ENHANCE DISTRIBUTION SYSTEM RELIABILITY AND RESILIENCY BY REPLACING THE CURRENT RELAYING EQUIPMENT WITH A MICROPROCESSOR RELAY, THAT WILL PROVIDE INCREASED MONITORING AND PROTECTION.	\$ 132,772	SECOND HALF OF 2024
<b>TOTAL 2024 COSTS</b>					<b>\$ 929,404</b>	
MODERNIZE PROTECTIVE EQUIPMENT: DPU 2025						
Location Count	LOCATION (Substation/Circuit)	TOWNSHIP	DESCRIPTION	OBJECTIVE	COST ESTIMATE	PROJECTED IN-SERVICE DATE
8		POMPTON LAKES BOROUGH, MORRIS TOWNSHIP, PEQUANNOCK TOWNSHIP	REPLACE CURRENT DPU OR DPU 2000R RELAYS WITH A NEWER SEL MICROPROCESSOR RELAY.	ENHANCE DISTRIBUTION SYSTEM RELIABILITY AND RESILIENCY BY REPLACING THE CURRENT RELAYING EQUIPMENT WITH A MICROPROCESSOR RELAY, THAT WILL PROVIDE INCREASED MONITORING AND PROTECTION.	\$ 132,772	FIRST HALF OF 2025
9		BOONTON TOWNSHIP, MOUNTAIN LAKES BOROUGH, BOONTON TOWN, EAST HANOVER TOWNSHIP, PARSIPPANY TROY HILLS TOWNSHIP	REPLACE CURRENT DPU OR DPU 2000R RELAYS WITH A NEWER SEL MICROPROCESSOR RELAY.	ENHANCE DISTRIBUTION SYSTEM RELIABILITY AND RESILIENCY BY REPLACING THE CURRENT RELAYING EQUIPMENT WITH A MICROPROCESSOR RELAY, THAT WILL PROVIDE INCREASED MONITORING AND PROTECTION.	\$ 132,772	FIRST HALF OF 2025

Location Count	LOCATION (Substation/Circuit)	TOWNSHIP	DESCRIPTION	OBJECTIVE	COST ESTIMATE	PROJECTED IN-SERVICE DATE
10		BOONTON TOWNSHIP, MONTVILLE TOWNSHIP, BOONTON TOWN, PARSIPPANY TROY HILLS TOWNSHIP	REPLACE CURRENT DPU OR DPU 2000R RELAYS WITH A NEWER SEL MICROPROCESSOR RELAY.	ENHANCE DISTRIBUTION SYSTEM RELIABILITY AND RESILIENCY BY REPLACING THE CURRENT RELAYING EQUIPMENT WITH A MICROPROCESSOR RELAY, THAT WILL PROVIDE INCREASED MONITORING AND PROTECTION.	\$ 132,772	FIRST HALF OF 2025
11		MORRIS TOWNSHIP, FLORHAM PARK BOROUGH	REPLACE CURRENT DPU OR DPU 2000R RELAYS WITH A NEWER SEL MICROPROCESSOR RELAY.	ENHANCE DISTRIBUTION SYSTEM RELIABILITY AND RESILIENCY BY REPLACING THE CURRENT RELAYING EQUIPMENT WITH A MICROPROCESSOR RELAY, THAT WILL PROVIDE INCREASED MONITORING AND PROTECTION.	\$ 132,772	FIRST HALF OF 2025
12		MONTVILLE TOWNSHIP, MOUNTAIN LAKES BOROUGH, BOONTON TOWN, BOONTON TOWNSHIP, PARSIPPANY TROY HILLS TOWNSHIP, BOONTON TOWN, BOONTON TOWNSHIP, MONTVILLE TOWNSHIP	REPLACE CURRENT DPU OR DPU 2000R RELAYS WITH A NEWER SEL MICROPROCESSOR RELAY.	ENHANCE DISTRIBUTION SYSTEM RELIABILITY AND RESILIENCY BY REPLACING THE CURRENT RELAYING EQUIPMENT WITH A MICROPROCESSOR RELAY, THAT WILL PROVIDE INCREASED MONITORING AND PROTECTION.	\$ 132,772	FIRST HALF OF 2025
13		TOWNSHIP, BOONTON TOWN, BOONTON TOWNSHIP, MONTVILLE TOWNSHIP	REPLACE CURRENT DPU OR DPU 2000R RELAYS WITH A NEWER SEL MICROPROCESSOR RELAY.	ENHANCE DISTRIBUTION SYSTEM RELIABILITY AND RESILIENCY BY REPLACING THE CURRENT RELAYING EQUIPMENT WITH A MICROPROCESSOR RELAY, THAT WILL PROVIDE INCREASED MONITORING AND PROTECTION.	\$ 132,772	FIRST HALF OF 2025
14		BERNARDS TOWNSHIP, WARREN TOWNSHIP, MILLBURN TOWNSHIP	REPLACE CURRENT DPU OR DPU 2000R RELAYS WITH A NEWER SEL MICROPROCESSOR RELAY.	ENHANCE DISTRIBUTION SYSTEM RELIABILITY AND RESILIENCY BY REPLACING THE CURRENT RELAYING EQUIPMENT WITH A MICROPROCESSOR RELAY, THAT WILL PROVIDE INCREASED MONITORING AND PROTECTION.	\$ 132,772	SECOND HALF OF 2025
15		NEW PROVIDENCE BOROUGH	REPLACE CURRENT DPU OR DPU 2000R RELAYS WITH A NEWER SEL MICROPROCESSOR RELAY.	ENHANCE DISTRIBUTION SYSTEM RELIABILITY AND RESILIENCY BY REPLACING THE CURRENT RELAYING EQUIPMENT WITH A MICROPROCESSOR RELAY, THAT WILL PROVIDE INCREASED MONITORING AND PROTECTION.	\$ 132,772	SECOND HALF OF 2025
16		MADISON BOROUGH, FLORHAM PARK BOROUGH, HANOVER TOWNSHIP, EAST HANOVER TOWNSHIP, LIVINGSTON TOWNSHIP	REPLACE CURRENT DPU OR DPU 2000R RELAYS WITH A NEWER SEL MICROPROCESSOR RELAY.	ENHANCE DISTRIBUTION SYSTEM RELIABILITY AND RESILIENCY BY REPLACING THE CURRENT RELAYING EQUIPMENT WITH A MICROPROCESSOR RELAY, THAT WILL PROVIDE INCREASED MONITORING AND PROTECTION.	\$ 132,772	SECOND HALF OF 2025
17		HARDING TOWNSHIP, MADISON BOROUGH, CHATHAM BOROUGH, CHATHAM TOWNSHIP, FLORHAM PARK BOROUGH, LIVINGSTON TOWNSHIP	REPLACE CURRENT DPU OR DPU 2000R RELAYS WITH A NEWER SEL MICROPROCESSOR RELAY.	ENHANCE DISTRIBUTION SYSTEM RELIABILITY AND RESILIENCY BY REPLACING THE CURRENT RELAYING EQUIPMENT WITH A MICROPROCESSOR RELAY, THAT WILL PROVIDE INCREASED MONITORING AND PROTECTION.	\$ 132,772	SECOND HALF OF 2025
18		SUMMIT CITY, MILLBURN TOWNSHIP	REPLACE CURRENT DPU OR DPU 2000R RELAYS WITH A NEWER SEL MICROPROCESSOR RELAY.	ENHANCE DISTRIBUTION SYSTEM RELIABILITY AND RESILIENCY BY REPLACING THE CURRENT RELAYING EQUIPMENT WITH A MICROPROCESSOR RELAY, THAT WILL PROVIDE INCREASED MONITORING AND PROTECTION.	\$ 132,772	SECOND HALF OF 2025
19		MONROE TOWNSHIP, JAMESBURG BOROUGH, HELMETTA BOROUGH	REPLACE CURRENT DPU OR DPU 2000R RELAYS WITH A NEWER SEL MICROPROCESSOR RELAY.	ENHANCE DISTRIBUTION SYSTEM RELIABILITY AND RESILIENCY BY REPLACING THE CURRENT RELAYING EQUIPMENT WITH A MICROPROCESSOR RELAY, THAT WILL PROVIDE INCREASED MONITORING AND PROTECTION.	\$ 132,772	SECOND HALF OF 2025
<b>TOTAL 2025 COSTS</b>					<b>\$ 1,593,264</b>	

**MODERNIZE PROTECTIVE EQUIPMENT: DPU 2026**

Location Count	LOCATION (Substation/Circuit)	TOWNSHIP	DESCRIPTION	OBJECTIVE	COST ESTIMATE	PROJECTED IN-SERVICE DATE
20		WALL TOWNSHIP, FARMINGDALE BOROUGH, JACKSON TOWNSHIP, HOWELL TOWNSHIP	REPLACE CURRENT DPU OR DPU 2000R RELAYS WITH A NEWER SEL MICROPROCESSOR RELAY.	ENHANCE DISTRIBUTION SYSTEM RELIABILITY AND RESILIENCY BY REPLACING THE CURRENT RELAYING EQUIPMENT WITH A MICROPROCESSOR RELAY, THAT WILL PROVIDE INCREASED MONITORING AND PROTECTION.	\$ 132,772	FIRST HALF OF 2026

Location Count	LOCATION (Substation/Circuit)	TOWNSHIP	DESCRIPTION	OBJECTIVE	COST ESTIMATE	PROJECTED IN-SERVICE DATE
21		HIGHTSTOWN BOROUGH, EAST WINDSOR TOWNSHIP	REPLACE CURRENT DPU OR DPU 2000R RELAYS WITH A NEWER SEL MICROPROCESSOR RELAY.	ENHANCE DISTRIBUTION SYSTEM RELIABILITY AND RESILIENCY BY REPLACING THE CURRENT RELAYING EQUIPMENT WITH A MICROPROCESSOR RELAY, THAT WILL PROVIDE INCREASED MONITORING AND PROTECTION.	\$ 132,772	FIRST HALF OF 2026
22		CRANBURY TOWNSHIP, WEST WINDSOR TOWNSHIP, HIGHTSTOWN BOROUGH, EAST WINDSOR TOWNSHIP	REPLACE CURRENT DPU OR DPU 2000R RELAYS WITH A NEWER SEL MICROPROCESSOR RELAY.	ENHANCE DISTRIBUTION SYSTEM RELIABILITY AND RESILIENCY BY REPLACING THE CURRENT RELAYING EQUIPMENT WITH A MICROPROCESSOR RELAY, THAT WILL PROVIDE INCREASED MONITORING AND PROTECTION.	\$ 132,772	FIRST HALF OF 2026
23		EAST WINDSOR TOWNSHIP, HIGHTSTOWN BOROUGH, WEST WINDSOR TOWNSHIP	REPLACE CURRENT DPU OR DPU 2000R RELAYS WITH A NEWER SEL MICROPROCESSOR RELAY.	ENHANCE DISTRIBUTION SYSTEM RELIABILITY AND RESILIENCY BY REPLACING THE CURRENT RELAYING EQUIPMENT WITH A MICROPROCESSOR RELAY, THAT WILL PROVIDE INCREASED MONITORING AND PROTECTION.	\$ 132,772	SECOND HALF OF 2026
24		EAST WINDSOR TOWNSHIP, HIGHTSTOWN BOROUGH, MILLSTONE TOWNSHIP, ROBBINSVILLE TOWNSHIP, WEST WINDSOR TOWNSHIP, UPPER FREEHOLD TOWNSHIP	REPLACE CURRENT DPU OR DPU 2000R RELAYS WITH A NEWER SEL MICROPROCESSOR RELAY.	ENHANCE DISTRIBUTION SYSTEM RELIABILITY AND RESILIENCY BY REPLACING THE CURRENT RELAYING EQUIPMENT WITH A MICROPROCESSOR RELAY, THAT WILL PROVIDE INCREASED MONITORING AND PROTECTION.	\$ 132,772	SECOND HALF OF 2026
25		SAYREVILLE BOROUGH, EAST BRUNSWICK TOWNSHIP, ROCKAWAY BOROUGH, SPOTSWOOD BOROUGH, OLD BRIDGE TOWNSHIP	REPLACE CURRENT DPU OR DPU 2000R RELAYS WITH A NEWER SEL MICROPROCESSOR RELAY.	ENHANCE DISTRIBUTION SYSTEM RELIABILITY AND RESILIENCY BY REPLACING THE CURRENT RELAYING EQUIPMENT WITH A MICROPROCESSOR RELAY, THAT WILL PROVIDE INCREASED MONITORING AND PROTECTION.	\$ 132,772	SECOND HALF OF 2026
<b>TOTAL 2026 COSTS</b>					<b>\$ 796,632</b>	

**MODERNIZE PROTECTIVE EQUIPMENT: DPU 2027**

Location Count	LOCATION (Substation/Circuit)	TOWNSHIP	DESCRIPTION	OBJECTIVE	COST ESTIMATE	PROJECTED IN-SERVICE DATE
26		MILLSTONE TOWNSHIP, EAST WINDSOR TOWNSHIP, MANALAPAN TOWNSHIP, ENGLISHTOWN BOROUGH, MONROE TOWNSHIP	REPLACE CURRENT DPU OR DPU 2000R RELAYS WITH A NEWER SEL MICROPROCESSOR RELAY.	ENHANCE DISTRIBUTION SYSTEM RELIABILITY AND RESILIENCY BY REPLACING THE CURRENT RELAYING EQUIPMENT WITH A MICROPROCESSOR RELAY, THAT WILL PROVIDE INCREASED MONITORING AND PROTECTION.	\$ 132,772	FIRST HALF OF 2027
27		HIGHTSTOWN TOWNSHIP, MONROE TOWNSHIP, MANALAPAN TOWNSHIP, MILLSTONE TOWNSHIP, ENGLISHTOWN BOROUGH, OLD BRIDGE TOWNSHIP	REPLACE CURRENT DPU OR DPU 2000R RELAYS WITH A NEWER SEL MICROPROCESSOR RELAY.	ENHANCE DISTRIBUTION SYSTEM RELIABILITY AND RESILIENCY BY REPLACING THE CURRENT RELAYING EQUIPMENT WITH A MICROPROCESSOR RELAY, THAT WILL PROVIDE INCREASED MONITORING AND PROTECTION.	\$ 132,772	FIRST HALF OF 2027
28		TOMS RIVER TOWNSHIP, MANALAPAN TOWNSHIP, ENGLISHTOWN BOROUGH, MILLSTONE TOWNSHIP, FREEHOLD BOROUGH, FREEHOLD TOWNSHIP	REPLACE CURRENT DPU OR DPU 2000R RELAYS WITH A NEWER SEL MICROPROCESSOR RELAY.	ENHANCE DISTRIBUTION SYSTEM RELIABILITY AND RESILIENCY BY REPLACING THE CURRENT RELAYING EQUIPMENT WITH A MICROPROCESSOR RELAY, THAT WILL PROVIDE INCREASED MONITORING AND PROTECTION.	\$ 132,772	FIRST HALF OF 2027
29		BRICK TOWNSHIP, LAKEWOOD TOWNSHIP	REPLACE CURRENT DPU OR DPU 2000R RELAYS WITH A NEWER SEL MICROPROCESSOR RELAY.	ENHANCE DISTRIBUTION SYSTEM RELIABILITY AND RESILIENCY BY REPLACING THE CURRENT RELAYING EQUIPMENT WITH A MICROPROCESSOR RELAY, THAT WILL PROVIDE INCREASED MONITORING AND PROTECTION.	\$ 132,772	FIRST HALF OF 2027
30		OCEAN TOWNSHIP, BERKELEY TOWNSHIP, TINTON FALLS BOROUGH, ASBURY PARK CITY, OCEAN TOWNSHIP	REPLACE CURRENT DPU OR DPU 2000R RELAYS WITH A NEWER SEL MICROPROCESSOR RELAY.	ENHANCE DISTRIBUTION SYSTEM RELIABILITY AND RESILIENCY BY REPLACING THE CURRENT RELAYING EQUIPMENT WITH A MICROPROCESSOR RELAY, THAT WILL PROVIDE INCREASED MONITORING AND PROTECTION.	\$ 132,772	FIRST HALF OF 2027

Location Count	LOCATION (Substation/Circuit)	TOWNSHIP	DESCRIPTION	OBJECTIVE	COST ESTIMATE	PROJECTED IN-SERVICE DATE
31		POINT PLEASANT BEACH BOROUGH, BAY HEAD BOROUGH, BRICK TOWNSHIP, POINT PLEASANT BOROUGH, MANTOLOKING BOROUGH	REPLACE CURRENT DPU OR DPU 2000R RELAYS WITH A NEWER SEL MICROPROCESSOR RELAY.	ENHANCE DISTRIBUTION SYSTEM RELIABILITY AND RESILIENCY BY REPLACING THE CURRENT RELAYING EQUIPMENT WITH A MICROPROCESSOR RELAY, THAT WILL PROVIDE INCREASED MONITORING AND PROTECTION.	\$ 132,772	FIRST HALF OF 2027
32		BRICK TOWNSHIP, POINT PLEASANT BOROUGH, OCEAN TOWNSHIP, POINT PLEASANT BEACH BOROUGH	REPLACE CURRENT DPU OR DPU 2000R RELAYS WITH A NEWER SEL MICROPROCESSOR RELAY.	ENHANCE DISTRIBUTION SYSTEM RELIABILITY AND RESILIENCY BY REPLACING THE CURRENT RELAYING EQUIPMENT WITH A MICROPROCESSOR RELAY, THAT WILL PROVIDE INCREASED MONITORING AND PROTECTION.	\$ 132,772	SECOND HALF OF 2027
33		POINT PLEASANT BEACH BOROUGH, POINT PLEASANT BOROUGH, BRICK TOWNSHIP	REPLACE CURRENT DPU OR DPU 2000R RELAYS WITH A NEWER SEL MICROPROCESSOR RELAY.	ENHANCE DISTRIBUTION SYSTEM RELIABILITY AND RESILIENCY BY REPLACING THE CURRENT RELAYING EQUIPMENT WITH A MICROPROCESSOR RELAY, THAT WILL PROVIDE INCREASED MONITORING AND PROTECTION.	\$ 132,772	SECOND HALF OF 2027
34		SHREWSBURY BOROUGH, RED BANK BOROUGH, LITTLE SILVER BOROUGH, SHREWSBURY TOWNSHIP	REPLACE CURRENT DPU OR DPU 2000R RELAYS WITH A NEWER SEL MICROPROCESSOR RELAY.	ENHANCE DISTRIBUTION SYSTEM RELIABILITY AND RESILIENCY BY REPLACING THE CURRENT RELAYING EQUIPMENT WITH A MICROPROCESSOR RELAY, THAT WILL PROVIDE INCREASED MONITORING AND PROTECTION.	\$ 132,772	SECOND HALF OF 2027
35		BRICK TOWNSHIP, TOMS RIVER TOWNSHIP, LAVALLETTE BOROUGH, BERKELEY TOWNSHIP	REPLACE CURRENT DPU OR DPU 2000R RELAYS WITH A NEWER SEL MICROPROCESSOR RELAY.	ENHANCE DISTRIBUTION SYSTEM RELIABILITY AND RESILIENCY BY REPLACING THE CURRENT RELAYING EQUIPMENT WITH A MICROPROCESSOR RELAY, THAT WILL PROVIDE INCREASED MONITORING AND PROTECTION.	\$ 132,772	SECOND HALF OF 2027
36		BRICK TOWNSHIP, LAVALLETTE BOROUGH, TOMS RIVER TOWNSHIP	REPLACE CURRENT DPU OR DPU 2000R RELAYS WITH A NEWER SEL MICROPROCESSOR RELAY.	ENHANCE DISTRIBUTION SYSTEM RELIABILITY AND RESILIENCY BY REPLACING THE CURRENT RELAYING EQUIPMENT WITH A MICROPROCESSOR RELAY, THAT WILL PROVIDE INCREASED MONITORING AND PROTECTION.	\$ 132,772	SECOND HALF OF 2027
37		TOMS RIVER TOWNSHIP	REPLACE CURRENT DPU OR DPU 2000R RELAYS WITH A NEWER SEL MICROPROCESSOR RELAY.	ENHANCE DISTRIBUTION SYSTEM RELIABILITY AND RESILIENCY BY REPLACING THE CURRENT RELAYING EQUIPMENT WITH A MICROPROCESSOR RELAY, THAT WILL PROVIDE INCREASED MONITORING AND PROTECTION.	\$ 132,772	SECOND HALF OF 2027
<b>TOTAL 2027 COSTS</b>					<b>\$ 1,593,264</b>	

**MODERNIZE PROTECTIVE EQUIPMENT: DPU 2028**

Location Count	LOCATION (Substation/Circuit)	TOWNSHIP	DESCRIPTION	OBJECTIVE	COST ESTIMATE	PROJECTED IN-SERVICE DATE
38		LAKESIDE TOWNSHIP, OCEAN TOWNSHIP, SOUTH TOMS RIVER BOROUGH, TOMS RIVER TOWNSHIP	REPLACE CURRENT DPU OR DPU 2000R RELAYS WITH A NEWER SEL MICROPROCESSOR RELAY.	ENHANCE DISTRIBUTION SYSTEM RELIABILITY AND RESILIENCY BY REPLACING THE CURRENT RELAYING EQUIPMENT WITH A MICROPROCESSOR RELAY, THAT WILL PROVIDE INCREASED MONITORING AND PROTECTION.	\$ 132,772	FIRST HALF OF 2028
39		TOMS RIVER TOWNSHIP, MANCHESTER TOWNSHIP, BERKELEY TOWNSHIP	REPLACE CURRENT DPU OR DPU 2000R RELAYS WITH A NEWER SEL MICROPROCESSOR RELAY.	ENHANCE DISTRIBUTION SYSTEM RELIABILITY AND RESILIENCY BY REPLACING THE CURRENT RELAYING EQUIPMENT WITH A MICROPROCESSOR RELAY, THAT WILL PROVIDE INCREASED MONITORING AND PROTECTION.	\$ 132,772	FIRST HALF OF 2028
40		SEASIDE PARK BOROUGH, TOMS RIVER TOWNSHIP	REPLACE CURRENT DPU OR DPU 2000R RELAYS WITH A NEWER SEL MICROPROCESSOR RELAY.	ENHANCE DISTRIBUTION SYSTEM RELIABILITY AND RESILIENCY BY REPLACING THE CURRENT RELAYING EQUIPMENT WITH A MICROPROCESSOR RELAY, THAT WILL PROVIDE INCREASED MONITORING AND PROTECTION.	\$ 132,772	FIRST HALF OF 2028
41		TOMS RIVER TOWNSHIP, SEASIDE PARK BOROUGH, SEASIDE HEIGHTS BOROUGH, BERKELEY TOWNSHIP	REPLACE CURRENT DPU OR DPU 2000R RELAYS WITH A NEWER SEL MICROPROCESSOR RELAY.	ENHANCE DISTRIBUTION SYSTEM RELIABILITY AND RESILIENCY BY REPLACING THE CURRENT RELAYING EQUIPMENT WITH A MICROPROCESSOR RELAY, THAT WILL PROVIDE INCREASED MONITORING AND PROTECTION.	\$ 132,772	FIRST HALF OF 2028

Location Count	LOCATION (Substation/Circuit)	TOWNSHIP	DESCRIPTION	OBJECTIVE	COST ESTIMATE	PROJECTED IN-SERVICE DATE
42		JACKSON TOWNSHIP	REPLACE CURRENT DPU OR DPU 2000R RELAYS WITH A NEWER SEL MICROPROCESSOR RELAY.	ENHANCE DISTRIBUTION SYSTEM RELIABILITY AND RESILIENCY BY REPLACING THE CURRENT RELAYING EQUIPMENT WITH A MICROPROCESSOR RELAY, THAT WILL PROVIDE INCREASED MONITORING AND	\$ 132,772	FIRST HALF OF 2028
43		LACEY TOWNSHIP, BARNEGAT TOWNSHIP, OCEAN TOWNSHIP, OCEAN TOWNSHIP	REPLACE CURRENT DPU OR DPU 2000R RELAYS WITH A NEWER SEL MICROPROCESSOR RELAY.	ENHANCE DISTRIBUTION SYSTEM RELIABILITY AND RESILIENCY BY REPLACING THE CURRENT RELAYING EQUIPMENT WITH A MICROPROCESSOR RELAY, THAT WILL PROVIDE INCREASED MONITORING AND	\$ 132,772	FIRST HALF OF 2028
44		LACEY TOWNSHIP, OCEAN TOWNSHIP, BARNEGAT TOWNSHIP	REPLACE CURRENT DPU OR DPU 2000R RELAYS WITH A NEWER SEL MICROPROCESSOR RELAY.	ENHANCE DISTRIBUTION SYSTEM RELIABILITY AND RESILIENCY BY REPLACING THE CURRENT RELAYING EQUIPMENT WITH A MICROPROCESSOR RELAY, THAT WILL PROVIDE INCREASED MONITORING AND	\$ 132,772	SECOND HALF OF 2028
45		LAKEWOOD TOWNSHIP	REPLACE CURRENT DPU OR DPU 2000R RELAYS WITH A NEWER SEL MICROPROCESSOR RELAY.	ENHANCE DISTRIBUTION SYSTEM RELIABILITY AND RESILIENCY BY REPLACING THE CURRENT RELAYING EQUIPMENT WITH A MICROPROCESSOR RELAY, THAT WILL PROVIDE INCREASED MONITORING AND	\$ 132,772	SECOND HALF OF 2028
46		LAKEWOOD TOWNSHIP, MANCHESTER TOWNSHIP, JACKSON TOWNSHIP	REPLACE CURRENT DPU OR DPU 2000R RELAYS WITH A NEWER SEL MICROPROCESSOR RELAY.	ENHANCE DISTRIBUTION SYSTEM RELIABILITY AND RESILIENCY BY REPLACING THE CURRENT RELAYING EQUIPMENT WITH A MICROPROCESSOR RELAY, THAT WILL PROVIDE INCREASED MONITORING AND	\$ 132,772	SECOND HALF OF 2028
47		NORTH HANOVER TOWNSHIP, NEW HANOVER TOWNSHIP, WRIGHTSTOWN BOROUGH, PEMBERTON TOWNSHIP, PEMBERTON BOROUGH, SPRINGFIELD	REPLACE CURRENT DPU OR DPU 2000R RELAYS WITH A NEWER SEL MICROPROCESSOR RELAY.	ENHANCE DISTRIBUTION SYSTEM RELIABILITY AND RESILIENCY BY REPLACING THE CURRENT RELAYING EQUIPMENT WITH A MICROPROCESSOR RELAY, THAT WILL PROVIDE INCREASED MONITORING AND PROTECTION.	\$ 132,772	SECOND HALF OF 2028
48		MANCHESTER TOWNSHIP, LAKEWOOD TOWNSHIP, JACKSON TOWNSHIP	REPLACE CURRENT DPU OR DPU 2000R RELAYS WITH A NEWER SEL MICROPROCESSOR RELAY.	ENHANCE DISTRIBUTION SYSTEM RELIABILITY AND RESILIENCY BY REPLACING THE CURRENT RELAYING EQUIPMENT WITH A MICROPROCESSOR RELAY, THAT WILL PROVIDE INCREASED MONITORING AND	\$ 132,772	SECOND HALF OF 2028
49		SOUTH TOMS RIVER BOROUGH, TOMS RIVER TOWNSHIP, BERKELEY TOWNSHIP	REPLACE CURRENT DPU OR DPU 2000R RELAYS WITH A NEWER SEL MICROPROCESSOR RELAY.	ENHANCE DISTRIBUTION SYSTEM RELIABILITY AND RESILIENCY BY REPLACING THE CURRENT RELAYING EQUIPMENT WITH A MICROPROCESSOR RELAY, THAT WILL PROVIDE INCREASED MONITORING AND	\$ 132,772	SECOND HALF OF 2028
<b>TOTAL 2028 COSTS</b>					<b>\$ 1,593,264</b>	

**MODERNIZE PROTECTIVE EQUIPMENT: DPU 2029**

Location Count	LOCATION (Substation/Circuit)	TOWNSHIP	DESCRIPTION	OBJECTIVE	COST ESTIMATE	PROJECTED IN-SERVICE DATE
50		ALPHA BOROUGH	REPLACE CURRENT DPU OR DPU 2000R RELAYS WITH A NEWER SEL MICROPROCESSOR RELAY.	ENHANCE DISTRIBUTION SYSTEM RELIABILITY AND RESILIENCY BY REPLACING THE CURRENT RELAYING EQUIPMENT WITH A MICROPROCESSOR RELAY, THAT WILL PROVIDE INCREASED MONITORING AND	\$ 132,772	FIRST HALF OF 2029
51		BERKELEY HEIGHT TOWNSHIP	REPLACE CURRENT DPU OR DPU 2000R RELAYS WITH A NEWER SEL MICROPROCESSOR RELAY.	ENHANCE DISTRIBUTION SYSTEM RELIABILITY AND RESILIENCY BY REPLACING THE CURRENT RELAYING EQUIPMENT WITH A MICROPROCESSOR RELAY, THAT WILL PROVIDE INCREASED MONITORING AND	\$ 132,772	FIRST HALF OF 2029
52		LIVINGSTON TOWNSHIP	REPLACE CURRENT DPU OR DPU 2000R RELAYS WITH A NEWER SEL MICROPROCESSOR RELAY.	ENHANCE DISTRIBUTION SYSTEM RELIABILITY AND RESILIENCY BY REPLACING THE CURRENT RELAYING EQUIPMENT WITH A MICROPROCESSOR RELAY, THAT WILL PROVIDE INCREASED MONITORING AND	\$ 132,772	FIRST HALF OF 2029

Location Count	LOCATION (Substation/Circuit)	TOWNSHIP	DESCRIPTION	OBJECTIVE	COST ESTIMATE	PROJECTED IN-SERVICE DATE
53		LITTLE SILVER BOROUGH	REPLACE CURRENT DPU OR DPU 2000R RELAYS WITH A NEWER SEL MICROPROCESSOR RELAY.	ENHANCE DISTRIBUTION SYSTEM RELIABILITY AND RESILIENCY BY REPLACING THE CURRENT RELAYING EQUIPMENT WITH A MICROPROCESSOR RELAY, THAT WILL PROVIDE INCREASED MONITORING AND	\$ 132,772	FIRST HALF OF 2029
<b>TOTAL 2029 COSTS</b>					<b>\$ 531,088</b>	

MODERNIZE PROTECTIVE EQUIPMENT: UFLS 2024						
Location Count	LOCATION (Substation)	TOWNSHIP	DESCRIPTION	OBJECTIVE	COST ESTIMATE	PROJECTED IN-SERVICE DATE
1		ROCKAWAY TOWNSHIP, ROCKAWAY BOROUGH, DENVILLE TOWNSHIP, INDEPENDENCE TOWNSHIP, RANDOLPH TOWNSHIP, MANASQUAN BOROUGH	REPLACE OLDER ELECTROMECHANICAL STYLE RELAYS (MDF & SFF) WITH NEWER MICROPROCESSOR SEL RELAYS.	ENHANCE DISTRIBUTION SYSTEM RELIABILITY AND RESILIENCY BY REPLACING MECHANICAL RELAYING EQUIPMENT WITH NEW TECHNOLOGY, THAT WILL PROVIDE INCREASED MONITORING AND PROTECTION.	\$ 251,831	SECOND HALF OF 2024
2		NETCONG BOROUGH, ROXBURY TOWNSHIP, MOUNT OLIVE TOWNSHIP, STANHOPE BOROUGH, ANDOVER TOWNSHIP, BYRAM TOWNSHIP, HOPATCONG BOROUGH, CHESTER TOWNSHIP	REPLACE OLDER ELECTROMECHANICAL STYLE RELAYS (MDF & SFF) WITH NEWER MICROPROCESSOR SEL RELAYS.	ENHANCE DISTRIBUTION SYSTEM RELIABILITY AND RESILIENCY BY REPLACING MECHANICAL RELAYING EQUIPMENT WITH NEW TECHNOLOGY, THAT WILL PROVIDE INCREASED MONITORING AND PROTECTION.	\$ 251,831	SECOND HALF OF 2024
3		FRANKLIN TOWNSHIP, SPARTA TOWNSHIP, FRANKLIN BOROUGH, OGDENSBURG BOROUGH, JEFFERSON TOWNSHIP, HARDYSTON TOWNSHIP, VERNON TOWNSHIP, NEWTON TOWN, ANDOVER TOWNSHIP, HAMBURG BOROUGH	REPLACE OLDER ELECTROMECHANICAL STYLE RELAYS (MDF & SFF) WITH NEWER MICROPROCESSOR SEL RELAYS.	ENHANCE DISTRIBUTION SYSTEM RELIABILITY AND RESILIENCY BY REPLACING MECHANICAL RELAYING EQUIPMENT WITH NEW TECHNOLOGY, THAT WILL PROVIDE INCREASED MONITORING AND PROTECTION.	\$ 251,831	SECOND HALF OF 2024
4		JEFFERSON TOWNSHIP, HARDYSTON TOWNSHIP, SPARTA TOWNSHIP, VERNON TOWNSHIP, HAMPTON TOWNSHIP, WANTAGE TOWNSHIP, ROXBURY TOWNSHIP, ANDOVER BOROUGH, ANDOVER TOWNSHIP, LAFAYETTE TOWNSHIP, STILLWATER	REPLACE OLDER ELECTROMECHANICAL STYLE RELAYS (MDF & SFF) WITH NEWER MICROPROCESSOR SEL RELAYS.	ENHANCE DISTRIBUTION SYSTEM RELIABILITY AND RESILIENCY BY REPLACING MECHANICAL RELAYING EQUIPMENT WITH NEW TECHNOLOGY, THAT WILL PROVIDE INCREASED MONITORING AND PROTECTION.	\$ 251,831	SECOND HALF OF 2024
5		BERNARDS TOWNSHIP, SPARTA TOWNSHIP, NEWTON TOWN, HAMPTON TOWNSHIP, FREDON TOWNSHIP, ANDOVER TOWNSHIP, ANDOVER BOROUGH, GREEN	REPLACE OLDER ELECTROMECHANICAL STYLE RELAYS (MDF & SFF) WITH NEWER MICROPROCESSOR SEL RELAYS.	ENHANCE DISTRIBUTION SYSTEM RELIABILITY AND RESILIENCY BY REPLACING MECHANICAL RELAYING EQUIPMENT WITH NEW TECHNOLOGY, THAT WILL PROVIDE INCREASED MONITORING AND PROTECTION.	\$ 251,831	SECOND HALF OF 2024
6		MANSFIELD TOWNSHIP, HACKETTSTOWN TOWN, WASHINGTON TOWNSHIP, INDEPENDENCE TOWNSHIP, WASHINGTON BOROUGH, OXFORD TOWNSHIP, ALLAMUCHY TOWNSHIP	REPLACE OLDER ELECTROMECHANICAL STYLE RELAYS (MDF & SFF) WITH NEWER MICROPROCESSOR SEL RELAYS.	ENHANCE DISTRIBUTION SYSTEM RELIABILITY AND RESILIENCY BY REPLACING MECHANICAL RELAYING EQUIPMENT WITH NEW TECHNOLOGY, THAT WILL PROVIDE INCREASED MONITORING AND PROTECTION.	\$ 251,831	SECOND HALF OF 2024
7		JEFFERSON TOWNSHIP, HOPATCONG BOROUGH, WHARTON BOROUGH, ROCKAWAY TOWNSHIP, MOUNT ARLINGTON BOROUGH, RANDOLPH TOWNSHIP, ROXBURY TOWNSHIP, ANDOVER BOROUGH, SPARTA TOWNSHIP, PARSIPPANY TROY HILLS TOWNSHIP	REPLACE OLDER ELECTROMECHANICAL STYLE RELAYS (MDF & SFF) WITH NEWER MICROPROCESSOR SEL RELAYS.	ENHANCE DISTRIBUTION SYSTEM RELIABILITY AND RESILIENCY BY REPLACING MECHANICAL RELAYING EQUIPMENT WITH NEW TECHNOLOGY, THAT WILL PROVIDE INCREASED MONITORING AND PROTECTION.	\$ 251,831	SECOND HALF OF 2024
8		ROCKAWAY BOROUGH, DENVILLE TOWNSHIP, ROCKAWAY TOWNSHIP, RANDOLPH TOWNSHIP	REPLACE OLDER ELECTROMECHANICAL STYLE RELAYS (MDF & SFF) WITH NEWER MICROPROCESSOR SEL RELAYS.	ENHANCE DISTRIBUTION SYSTEM RELIABILITY AND RESILIENCY BY REPLACING MECHANICAL RELAYING EQUIPMENT WITH NEW TECHNOLOGY, THAT WILL PROVIDE INCREASED MONITORING AND PROTECTION.	\$ 251,831	SECOND HALF OF 2024

Location Count	LOCATION (Substation)	TOWNSHIP	DESCRIPTION	OBJECTIVE	COST ESTIMATE	PROJECTED IN-SERVICE DATE
9		BYRAM TOWNSHIP, HARDYSTON TOWNSHIP, SPARTA TOWNSHIP, STANHOPE BOROUGH, ANDOVER BOROUGH, ANDOVER TOWNSHIP, HOPATCONG BOROUGH, MOUNT OLIVE TOWNSHIP,	REPLACE OLDER ELECTROMECHANICAL STYLE RELAYS (MDF & SFF) WITH NEWER MICROPROCESSOR SEL RELAYS.	ENHANCE DISTRIBUTION SYSTEM RELIABILITY AND RESILIENCY BY REPLACING MECHANICAL RELAYING EQUIPMENT WITH NEW TECHNOLOGY, THAT WILL PROVIDE INCREASED MONITORING AND PROTECTION	\$ 251,831	SECOND HALF OF 2024
10		WASHINGTON TOWNSHIP, CALIFON BOROUGH, CHESTER BOROUGH, LEBANON TOWNSHIP, CHESTER TOWNSHIP, WASHINGTON BOROUGH, PHILLIPSBURG TOWN, SUMMIT CITY, MENDHAM BOROUGH, RANDOLPH TOWNSHIP, MENDHAM TOWNSHIP	REPLACE OLDER ELECTROMECHANICAL STYLE RELAYS (MDF & SFF) WITH NEWER MICROPROCESSOR SEL RELAYS.	ENHANCE DISTRIBUTION SYSTEM RELIABILITY AND RESILIENCY BY REPLACING MECHANICAL RELAYING EQUIPMENT WITH NEW TECHNOLOGY, THAT WILL PROVIDE INCREASED MONITORING AND PROTECTION.	\$ 251,831	SECOND HALF OF 2024
<b>TOTAL 2024 COSTS</b>					<b>\$ 2,518,310</b>	
<b>MODERNIZE PROTECTIVE EQUIPMENT: UFLS 2025</b>						
Location Count	LOCATION (Substation)	TOWNSHIP	DESCRIPTION	OBJECTIVE	COST ESTIMATE	PROJECTED IN-SERVICE DATE
11		WANTAGE TOWNSHIP, HAMBURG BOROUGH, VERNON TOWNSHIP, HARDYSTON TOWNSHIP, HIGH BRIDGE BOROUGH, FRANKLIN TOWNSHIP, FRANKLIN BOROUGH, CHESTER TOWNSHIP, MENDHAM	REPLACE OLDER ELECTROMECHANICAL STYLE RELAYS (MDF & SFF) WITH NEWER MICROPROCESSOR SEL RELAYS.	ENHANCE DISTRIBUTION SYSTEM RELIABILITY AND RESILIENCY BY REPLACING MECHANICAL RELAYING EQUIPMENT WITH NEW TECHNOLOGY, THAT WILL PROVIDE INCREASED MONITORING AND PROTECTION	\$ 251,831	FIRST HALF OF 2025
12		BOROUGH, MENDHAM TOWNSHIP, BEDMINSTER TOWNSHIP, RARITAN TOWNSHIP, CHESTER BOROUGH, BERNARDSVILLE BOROUGH, FAR HILLS BOROUGH, PEAPACK AND GLADSTONE BOROUGH, BRANCHVILLE BOROUGH, RUMSON	REPLACE OLDER ELECTROMECHANICAL STYLE RELAYS (MDF & SFF) WITH NEWER MICROPROCESSOR SEL RELAYS.	ENHANCE DISTRIBUTION SYSTEM RELIABILITY AND RESILIENCY BY REPLACING MECHANICAL RELAYING EQUIPMENT WITH NEW TECHNOLOGY, THAT WILL PROVIDE INCREASED MONITORING AND PROTECTION.	\$ 251,831	FIRST HALF OF 2025
13		BOROUGH, BERNARDS TOWNSHIP, FRANKFORD TOWNSHIP, SANDYSTON TOWNSHIP, BRANCHVILLE BOROUGH, HAMPTON TOWNSHIP, NEWTON TOWN, LAFAYETTE TOWNSHIP, JACKSON TOWNSHIP, FREDON TOWNSHIP, STILLWATER TOWNSHIP, MONTAGUE TOWNSHIP, NEW	REPLACE OLDER ELECTROMECHANICAL STYLE RELAYS (MDF & SFF) WITH NEWER MICROPROCESSOR SEL RELAYS.	ENHANCE DISTRIBUTION SYSTEM RELIABILITY AND RESILIENCY BY REPLACING MECHANICAL RELAYING EQUIPMENT WITH NEW TECHNOLOGY, THAT WILL PROVIDE INCREASED MONITORING AND PROTECTION.	\$ 251,831	FIRST HALF OF 2025
14		PEAPACK AND GLADSTONE BOROUGH, HOLLAND TOWNSHIP, MORRISTOWN TOWN, RANDOLPH TOWNSHIP, CHESTER TOWNSHIP, MORRIS TOWNSHIP, MENDHAM TOWNSHIP, MENDHAM BOROUGH, BERNARDSVILLE BOROUGH, BERNARDS TOWNSHIP, FLEMINGTON BOROUGH, SUMMIT CITY, HARDING	REPLACE OLDER ELECTROMECHANICAL STYLE RELAYS (MDF & SFF) WITH NEWER MICROPROCESSOR SEL RELAYS.	ENHANCE DISTRIBUTION SYSTEM RELIABILITY AND RESILIENCY BY REPLACING MECHANICAL RELAYING EQUIPMENT WITH NEW TECHNOLOGY, THAT WILL PROVIDE INCREASED MONITORING AND PROTECTION.	\$ 251,831	FIRST HALF OF 2025



Location Count	LOCATION (Substation)	TOWNSHIP	DESCRIPTION	OBJECTIVE	COST ESTIMATE	PROJECTED IN-SERVICE DATE
15		BYRAM TOWNSHIP, ROXBURY TOWNSHIP, ANDOVER TOWNSHIP, HOPATCONG BOROUGH, ANDOVER BOROUGH, JEFFERSON TOWNSHIP, MOUNT ARLINGTON BOROUGH, PARSIPPANY TROY HILLS TOWNSHIP, NETCONG BOROUGH, MOUNT OLIVE TOWNSHIP, STANHOPE BOROUGH, MENDHAM BOROUGH	REPLACE OLDER ELECTROMECHANICAL STYLE RELAYS (MDF & SFF) WITH NEWER MICROPROCESSOR SEL RELAYS.	ENHANCE DISTRIBUTION SYSTEM RELIABILITY AND RESILIENCY BY REPLACING MECHANICAL RELAYING EQUIPMENT WITH NEW TECHNOLOGY, THAT WILL PROVIDE INCREASED MONITORING AND PROTECTION.	\$ 251,831	FIRST HALF OF 2025
16		WHITE TOWNSHIP, WASHINGTON TOWNSHIP, WASHINGTON BOROUGH, MANSFIELD TOWNSHIP, OXFORD TOWNSHIP, FRANKLIN TOWNSHIP, LEBANON TOWNSHIP, HARMONY TOWNSHIP	REPLACE OLDER ELECTROMECHANICAL STYLE RELAYS (MDF & SFF) WITH NEWER MICROPROCESSOR SEL RELAYS.	ENHANCE DISTRIBUTION SYSTEM RELIABILITY AND RESILIENCY BY REPLACING MECHANICAL RELAYING EQUIPMENT WITH NEW TECHNOLOGY, THAT WILL PROVIDE INCREASED MONITORING AND PROTECTION.	\$ 251,831	FIRST HALF OF 2025
17		FRENCHTOWN BOROUGH, HOLLAND TOWNSHIP, ALEXANDRIA TOWNSHIP, MILFORD BOROUGH, KINGWOOD TOWNSHIP, FRANKLIN TOWNSHIP	REPLACE OLDER ELECTROMECHANICAL STYLE RELAYS (MDF & SFF) WITH NEWER MICROPROCESSOR SEL RELAYS.	ENHANCE DISTRIBUTION SYSTEM RELIABILITY AND RESILIENCY BY REPLACING MECHANICAL RELAYING EQUIPMENT WITH NEW TECHNOLOGY, THAT WILL PROVIDE INCREASED MONITORING AND PROTECTION.	\$ 251,831	SECOND HALF OF 2025
18		FRANKLIN TOWNSHIP, BRANCHBURG TOWNSHIP, FLEMINGTON BOROUGH, CLINTON TOWNSHIP, PHILLIPSBURG TOWN, RARITAN TOWNSHIP	REPLACE OLDER ELECTROMECHANICAL STYLE RELAYS (MDF & SFF) WITH NEWER MICROPROCESSOR SEL RELAYS.	ENHANCE DISTRIBUTION SYSTEM RELIABILITY AND RESILIENCY BY REPLACING MECHANICAL RELAYING EQUIPMENT WITH NEW TECHNOLOGY, THAT WILL PROVIDE INCREASED MONITORING AND PROTECTION.	\$ 251,831	SECOND HALF OF 2025
19		CLINTON TOWNSHIP, CLINTON TOWN, LEBANON BOROUGH, TEWKSBURY TOWNSHIP, LEBANON TOWNSHIP, READINGTON TOWNSHIP, RARITAN TOWNSHIP, BRANCHBURG TOWNSHIP	REPLACE OLDER ELECTROMECHANICAL STYLE RELAYS (MDF & SFF) WITH NEWER MICROPROCESSOR SEL RELAYS.	ENHANCE DISTRIBUTION SYSTEM RELIABILITY AND RESILIENCY BY REPLACING MECHANICAL RELAYING EQUIPMENT WITH NEW TECHNOLOGY, THAT WILL PROVIDE INCREASED MONITORING AND PROTECTION.	\$ 251,831	SECOND HALF OF 2025
20		WHITE TOWNSHIP, LOPATCONG TOWNSHIP, FRANKLIN TOWNSHIP, BLOOMSBURY BOROUGH, HARMONY TOWNSHIP, GREENWICH TOWNSHIP, BELVIDERE TOWN, PHILLIPSBURG TOWN, HOPE TOWNSHIP, WASHINGTON BOROUGH	REPLACE OLDER ELECTROMECHANICAL STYLE RELAYS (MDF & SFF) WITH NEWER MICROPROCESSOR SEL RELAYS.	ENHANCE DISTRIBUTION SYSTEM RELIABILITY AND RESILIENCY BY REPLACING MECHANICAL RELAYING EQUIPMENT WITH NEW TECHNOLOGY, THAT WILL PROVIDE INCREASED MONITORING AND PROTECTION.	\$ 251,831	SECOND HALF OF 2025
21		HOPEWELL TOWNSHIP, CLINTON TOWNSHIP, READINGTON TOWNSHIP, FLEMINGTON BOROUGH, EAST AMWELL TOWNSHIP, WEST AMWELL TOWNSHIP, DELAWARE TOWNSHIP, RARITAN TOWNSHIP, STOCKTON BOROUGH, LAMBERTVILLE CITY	REPLACE OLDER ELECTROMECHANICAL STYLE RELAYS (MDF & SFF) WITH NEWER MICROPROCESSOR SEL RELAYS.	ENHANCE DISTRIBUTION SYSTEM RELIABILITY AND RESILIENCY BY REPLACING MECHANICAL RELAYING EQUIPMENT WITH NEW TECHNOLOGY, THAT WILL PROVIDE INCREASED MONITORING AND PROTECTION.	\$ 251,831	SECOND HALF OF 2025
22		ALPHA BOROUGH, PHILLIPSBURG TOWN, POHATCONG TOWNSHIP, HOLLAND TOWNSHIP, LOPATCONG TOWNSHIP, GREENWICH TOWNSHIP, FRANKLIN TOWNSHIP	REPLACE OLDER ELECTROMECHANICAL STYLE RELAYS (MDF & SFF) WITH NEWER MICROPROCESSOR SEL RELAYS.	ENHANCE DISTRIBUTION SYSTEM RELIABILITY AND RESILIENCY BY REPLACING MECHANICAL RELAYING EQUIPMENT WITH NEW TECHNOLOGY, THAT WILL PROVIDE INCREASED MONITORING AND PROTECTION.	\$ 251,831	SECOND HALF OF 2025
23		PHILLIPSBURG TOWN, POHATCONG TOWNSHIP, WHITE TOWNSHIP, HARMONY TOWNSHIP, LOPATCONG TOWNSHIP	REPLACE OLDER ELECTROMECHANICAL STYLE RELAYS (MDF & SFF) WITH NEWER MICROPROCESSOR SEL RELAYS.	ENHANCE DISTRIBUTION SYSTEM RELIABILITY AND RESILIENCY BY REPLACING MECHANICAL RELAYING EQUIPMENT WITH NEW TECHNOLOGY, THAT WILL PROVIDE INCREASED MONITORING AND PROTECTION.	\$ 251,831	SECOND HALF OF 2025

Location Count	LOCATION (Substation)	TOWNSHIP	DESCRIPTION	OBJECTIVE	COST ESTIMATE	PROJECTED IN-SERVICE DATE
<b>TOTAL 2025 COSTS</b>					<b>\$ 3,273,803</b>	
<b>MODERNIZE PROTECTIVE EQUIPMENT: UFLS 2026</b>						
Location Count	LOCATION (Substation)	TOWNSHIP	DESCRIPTION	OBJECTIVE	COST ESTIMATE	PROJECTED IN-SERVICE DATE
24		BETHLEHEM TOWNSHIP, HAMPTON BOROUGH, WASHINGTON TOWNSHIP, GREENWICH TOWNSHIP, FRANKLIN TOWNSHIP, HARMONY TOWNSHIP, LEBANON TOWNSHIP, PHILLIPSBURG TOWN, WHITE TOWNSHIP, LOPATCONG TOWNSHIP	REPLACE OLDER ELECTROMECHANICAL STYLE RELAYS (MDF & SFF) WITH NEWER MICROPROCESSOR SEL RELAYS.	ENHANCE DISTRIBUTION SYSTEM RELIABILITY AND RESILIENCY BY REPLACING MECHANICAL RELAYING EQUIPMENT WITH NEW TECHNOLOGY, THAT WILL PROVIDE INCREASED MONITORING AND PROTECTION.	\$ 251,831	FIRST HALF OF 2026
25		MILLBURN TOWNSHIP, SUMMIT CITY, SPRINGFIELD TOWNSHIP, NEW PROVIDENCE BOROUGH	REPLACE OLDER ELECTROMECHANICAL STYLE RELAYS (MDF & SFF) WITH NEWER MICROPROCESSOR SEL RELAYS.	ENHANCE DISTRIBUTION SYSTEM RELIABILITY AND RESILIENCY BY REPLACING MECHANICAL RELAYING EQUIPMENT WITH NEW TECHNOLOGY, THAT WILL PROVIDE INCREASED MONITORING AND PROTECTION.	\$ 251,831	FIRST HALF OF 2026
26		MILLBURN TOWNSHIP, RINGWOOD BOROUGH, PHILLIPSBURG TOWN	REPLACE OLDER ELECTROMECHANICAL STYLE RELAYS (MDF & SFF) WITH NEWER MICROPROCESSOR SEL RELAYS.	ENHANCE DISTRIBUTION SYSTEM RELIABILITY AND RESILIENCY BY REPLACING MECHANICAL RELAYING EQUIPMENT WITH NEW TECHNOLOGY, THAT WILL PROVIDE INCREASED MONITORING AND PROTECTION.	\$ 251,831	FIRST HALF OF 2026
27		NEW PROVIDENCE BOROUGH, BERKELEY HEIGHTS TOWNSHIP	REPLACE OLDER ELECTROMECHANICAL STYLE RELAYS (MDF & SFF) WITH NEWER MICROPROCESSOR SEL RELAYS.	ENHANCE DISTRIBUTION SYSTEM RELIABILITY AND RESILIENCY BY REPLACING MECHANICAL RELAYING EQUIPMENT WITH NEW TECHNOLOGY, THAT WILL PROVIDE INCREASED MONITORING AND PROTECTION.	\$ 251,831	SECOND HALF OF 2026
28		MILLBURN TOWNSHIP, NEW PROVIDENCE BOROUGH, SUMMIT CITY, SPRINGFIELD TOWNSHIP, LIVINGSTON TOWNSHIP	REPLACE OLDER ELECTROMECHANICAL STYLE RELAYS (MDF & SFF) WITH NEWER MICROPROCESSOR SEL RELAYS.	ENHANCE DISTRIBUTION SYSTEM RELIABILITY AND RESILIENCY BY REPLACING MECHANICAL RELAYING EQUIPMENT WITH NEW TECHNOLOGY, THAT WILL PROVIDE INCREASED MONITORING AND PROTECTION.	\$ 251,831	SECOND HALF OF 2026
29		BOONTON TOWN, PARSIPPANY TROY HILLS TOWNSHIP, MORRIS PLAINS BOROUGH, BOONTON TOWNSHIP	REPLACE OLDER ELECTROMECHANICAL STYLE RELAYS (MDF & SFF) WITH NEWER MICROPROCESSOR SEL RELAYS.	ENHANCE DISTRIBUTION SYSTEM RELIABILITY AND RESILIENCY BY REPLACING MECHANICAL RELAYING EQUIPMENT WITH NEW TECHNOLOGY, THAT WILL PROVIDE INCREASED MONITORING AND PROTECTION.	\$ 251,831	SECOND HALF OF 2026
<b>TOTAL 2026 COSTS</b>					<b>\$ 1,510,986</b>	
<b>MODERNIZE PROTECTIVE EQUIPMENT: UFLS 2027</b>						
Location Count	LOCATION (Substation)	TOWNSHIP	DESCRIPTION	OBJECTIVE	COST ESTIMATE	PROJECTED IN-SERVICE DATE
30		SUMMIT CITY, MILLBURN TOWNSHIP, SPRINGFIELD TOWNSHIP, BERKELEY HEIGHTS TOWNSHIP	REPLACE OLDER ELECTROMECHANICAL STYLE RELAYS (MDF & SFF) WITH NEWER MICROPROCESSOR SEL RELAYS.	ENHANCE DISTRIBUTION SYSTEM RELIABILITY AND RESILIENCY BY REPLACING MECHANICAL RELAYING EQUIPMENT WITH NEW TECHNOLOGY, THAT WILL PROVIDE INCREASED MONITORING AND PROTECTION.	\$ 251,831	FIRST HALF OF 2027
31		NEW PROVIDENCE BOROUGH, BERKELEY HEIGHTS TOWNSHIP, BERNARDSVILLE BOROUGH, MILLBURN TOWNSHIP, SUMMIT CITY	REPLACE OLDER ELECTROMECHANICAL STYLE RELAYS (MDF & SFF) WITH NEWER MICROPROCESSOR SEL RELAYS.	ENHANCE DISTRIBUTION SYSTEM RELIABILITY AND RESILIENCY BY REPLACING MECHANICAL RELAYING EQUIPMENT WITH NEW TECHNOLOGY, THAT WILL PROVIDE INCREASED MONITORING AND PROTECTION.	\$ 251,831	FIRST HALF OF 2027

Location Count	LOCATION (Substation)	TOWNSHIP	DESCRIPTION	OBJECTIVE	COST ESTIMATE	PROJECTED IN-SERVICE DATE
32		CHATHAM BOROUGH, CHATHAM TOWNSHIP, SUMMIT CITY, HARDING TOWNSHIP, NEPTUNE TOWNSHIP, MORRISTOWN TOWN, ROCKAWAY TOWNSHIP	REPLACE OLDER ELECTROMECHANICAL STYLE RELAYS (MDF & SFF) WITH NEWER MICROPROCESSOR SEL RELAYS.	ENHANCE DISTRIBUTION SYSTEM RELIABILITY AND RESILIENCY BY REPLACING MECHANICAL RELAYING EQUIPMENT WITH NEW TECHNOLOGY, THAT WILL PROVIDE INCREASED MONITORING AND PROTECTION.	\$ 251,831	FIRST HALF OF 2027
33		LIVINGSTON TOWNSHIP, MILLBURN TOWNSHIP, LIBERTY TOWNSHIP, EAST HANOVER TOWNSHIP, HANOVER TOWNSHIP	REPLACE OLDER ELECTROMECHANICAL STYLE RELAYS (MDF & SFF) WITH NEWER MICROPROCESSOR SEL RELAYS.	ENHANCE DISTRIBUTION SYSTEM RELIABILITY AND RESILIENCY BY REPLACING MECHANICAL RELAYING EQUIPMENT WITH NEW TECHNOLOGY, THAT WILL PROVIDE INCREASED MONITORING AND PROTECTION.	\$ 251,831	FIRST HALF OF 2027
34		SPRINGFIELD TOWNSHIP, MILLBURN TOWNSHIP, MOUNTAINSIDE BOROUGH	REPLACE OLDER ELECTROMECHANICAL STYLE RELAYS (MDF & SFF) WITH NEWER MICROPROCESSOR SEL RELAYS.	ENHANCE DISTRIBUTION SYSTEM RELIABILITY AND RESILIENCY BY REPLACING MECHANICAL RELAYING EQUIPMENT WITH NEW TECHNOLOGY, THAT WILL PROVIDE INCREASED MONITORING AND PROTECTION.	\$ 251,831	FIRST HALF OF 2027
35		MILLBURN TOWNSHIP, MOUNTAINSIDE BOROUGH, SPRINGFIELD TOWNSHIP, BERKELEY HEIGHTS TOWNSHIP, SUMMIT CITY, RARITAN TOWNSHIP	REPLACE OLDER ELECTROMECHANICAL STYLE RELAYS (MDF & SFF) WITH NEWER MICROPROCESSOR SEL RELAYS.	ENHANCE DISTRIBUTION SYSTEM RELIABILITY AND RESILIENCY BY REPLACING MECHANICAL RELAYING EQUIPMENT WITH NEW TECHNOLOGY, THAT WILL PROVIDE INCREASED MONITORING AND PROTECTION.	\$ 251,831	FIRST HALF OF 2027
36		HANOVER TOWNSHIP, EAST HANOVER TOWNSHIP, WANAQUE BOROUGH	REPLACE OLDER ELECTROMECHANICAL STYLE RELAYS (MDF & SFF) WITH NEWER MICROPROCESSOR SEL RELAYS.	ENHANCE DISTRIBUTION SYSTEM RELIABILITY AND RESILIENCY BY REPLACING MECHANICAL RELAYING EQUIPMENT WITH NEW TECHNOLOGY, THAT WILL PROVIDE INCREASED MONITORING AND PROTECTION.	\$ 251,831	SECOND HALF OF 2027
37		MIDDLETOWN TOWNSHIP, KEANSBURG BOROUGH, HIGHLANDS BOROUGH, HAZLET TOWNSHIP, MANCHESTER TOWNSHIP, HOLMDEL TOWNSHIP	REPLACE OLDER ELECTROMECHANICAL STYLE RELAYS (MDF & SFF) WITH NEWER MICROPROCESSOR SEL RELAYS.	ENHANCE DISTRIBUTION SYSTEM RELIABILITY AND RESILIENCY BY REPLACING MECHANICAL RELAYING EQUIPMENT WITH NEW TECHNOLOGY, THAT WILL PROVIDE INCREASED MONITORING AND PROTECTION.	\$ 251,831	SECOND HALF OF 2027
38		OLD BRIDGE TOWNSHIP, EAST BRUNSWICK TOWNSHIP, SPOTSWOOD BOROUGH, MONROE TOWNSHIP, SAYREVILLE BOROUGH, ROCKAWAY BOROUGH, DENVILLE TOWNSHIP	REPLACE OLDER ELECTROMECHANICAL STYLE RELAYS (MDF & SFF) WITH NEWER MICROPROCESSOR SEL RELAYS.	ENHANCE DISTRIBUTION SYSTEM RELIABILITY AND RESILIENCY BY REPLACING MECHANICAL RELAYING EQUIPMENT WITH NEW TECHNOLOGY, THAT WILL PROVIDE INCREASED MONITORING AND PROTECTION.	\$ 251,831	SECOND HALF OF 2027
39		FREEHOLD BOROUGH, FREEHOLD TOWNSHIP, OLD BRIDGE TOWNSHIP, MANALAPAN TOWNSHIP, UPPER FREEHOLD TOWNSHIP, HOWELL TOWNSHIP, MARI BORO TOWNSHIP	REPLACE OLDER ELECTROMECHANICAL STYLE RELAYS (MDF & SFF) WITH NEWER MICROPROCESSOR SEL RELAYS.	ENHANCE DISTRIBUTION SYSTEM RELIABILITY AND RESILIENCY BY REPLACING MECHANICAL RELAYING EQUIPMENT WITH NEW TECHNOLOGY, THAT WILL PROVIDE INCREASED MONITORING AND PROTECTION.	\$ 251,831	SECOND HALF OF 2027
40		WALL TOWNSHIP, FARMINGDALE BOROUGH, JACKSON TOWNSHIP, HOWELL TOWNSHIP, FREEHOLD TOWNSHIP, FREEHOLD BOROUGH, SEASIDE PARK BOROUGH	REPLACE OLDER ELECTROMECHANICAL STYLE RELAYS (MDF & SFF) WITH NEWER MICROPROCESSOR SEL RELAYS.	ENHANCE DISTRIBUTION SYSTEM RELIABILITY AND RESILIENCY BY REPLACING MECHANICAL RELAYING EQUIPMENT WITH NEW TECHNOLOGY, THAT WILL PROVIDE INCREASED MONITORING AND PROTECTION.	\$ 251,831	SECOND HALF OF 2027
41		OLD BRIDGE TOWNSHIP, SAYREVILLE BOROUGH, SOUTH AMBOY CITY, MONROE TOWNSHIP, ABERDEEN TOWNSHIP, KEYPORT BOROUGH, KEANSBURG BOROUGH, HAZLET TOWNSHIP, MATAWAN BOROUGH	REPLACE OLDER ELECTROMECHANICAL STYLE RELAYS (MDF & SFF) WITH NEWER MICROPROCESSOR SEL RELAYS.	ENHANCE DISTRIBUTION SYSTEM RELIABILITY AND RESILIENCY BY REPLACING MECHANICAL RELAYING EQUIPMENT WITH NEW TECHNOLOGY, THAT WILL PROVIDE INCREASED MONITORING AND PROTECTION.	\$ 251,831	SECOND HALF OF 2027
<b>TOTAL 2027 COSTS</b>					<b>\$ 3,021,972</b>	
<b>MODERNIZE PROTECTIVE EQUIPMENT: UFLS 2028</b>						

Location Count	LOCATION (Substation)	TOWNSHIP	DESCRIPTION	OBJECTIVE	COST ESTIMATE	PROJECTED IN-SERVICE DATE
42		TOMS RIVER TOWNSHIP, MANALAPAN TOWNSHIP, ENGLISHTOWN BOROUGH, MILLSTONE TOWNSHIP, FREEHOLD BOROUGH, FREEHOLD TOWNSHIP, HOWELL TOWNSHIP, MARLBORO TOWNSHIP, MONROE	REPLACE OLDER ELECTROMECHANICAL STYLE RELAYS (MDF & SFF) WITH NEWER MICROPROCESSOR SEL RELAYS.	ENHANCE DISTRIBUTION SYSTEM RELIABILITY AND RESILIENCY BY REPLACING MECHANICAL RELAYING EQUIPMENT WITH NEW TECHNOLOGY, THAT WILL PROVIDE INCREASED MONITORING AND PROTECTION.	\$ 251,831	FIRST HALF OF 2028
43		WALL TOWNSHIP, MANASQUAN BOROUGH, BRIELLE BOROUGH, MANALAPAN TOWNSHIP, SEA GIRT BOROUGH	REPLACE OLDER ELECTROMECHANICAL STYLE RELAYS (MDF & SFF) WITH NEWER MICROPROCESSOR SEL RELAYS.	ENHANCE DISTRIBUTION SYSTEM RELIABILITY AND RESILIENCY BY REPLACING MECHANICAL RELAYING EQUIPMENT WITH NEW TECHNOLOGY, THAT WILL PROVIDE INCREASED MONITORING AND PROTECTION.	\$ 251,831	FIRST HALF OF 2028
44		LONG BRANCH CITY, OCEAN TOWNSHIP, MONMOUTH BEACH BOROUGH	REPLACE OLDER ELECTROMECHANICAL STYLE RELAYS (MDF & SFF) WITH NEWER MICROPROCESSOR SEL RELAYS.	ENHANCE DISTRIBUTION SYSTEM RELIABILITY AND RESILIENCY BY REPLACING MECHANICAL RELAYING EQUIPMENT WITH NEW TECHNOLOGY, THAT WILL PROVIDE INCREASED MONITORING AND PROTECTION.	\$ 251,831	FIRST HALF OF 2028
45		SPRING LAKE HEIGHTS BOROUGH, WALL TOWNSHIP, SPRING LAKE BOROUGH, BELMAR BOROUGH, SEA GIRT BOROUGH, TOMS RIVER TOWNSHIP, MANASQUAN BOROUGH	REPLACE OLDER ELECTROMECHANICAL STYLE RELAYS (MDF & SFF) WITH NEWER MICROPROCESSOR SEL RELAYS.	ENHANCE DISTRIBUTION SYSTEM RELIABILITY AND RESILIENCY BY REPLACING MECHANICAL RELAYING EQUIPMENT WITH NEW TECHNOLOGY, THAT WILL PROVIDE INCREASED MONITORING AND PROTECTION.	\$ 251,831	FIRST HALF OF 2028
46		BELMAR BOROUGH, WALL TOWNSHIP, SPRING LAKE HEIGHTS BOROUGH, SPRING LAKE BOROUGH, LAKE COMO BOROUGH, MANASQUAN BOROUGH	REPLACE OLDER ELECTROMECHANICAL STYLE RELAYS (MDF & SFF) WITH NEWER MICROPROCESSOR SEL RELAYS.	ENHANCE DISTRIBUTION SYSTEM RELIABILITY AND RESILIENCY BY REPLACING MECHANICAL RELAYING EQUIPMENT WITH NEW TECHNOLOGY, THAT WILL PROVIDE INCREASED MONITORING AND PROTECTION.	\$ 251,831	FIRST HALF OF 2028
47		WEST LONG BRANCH BOROUGH, LONG BRANCH CITY, OCEAN TOWNSHIP, OCEANPORT BOROUGH	REPLACE OLDER ELECTROMECHANICAL STYLE RELAYS (MDF & SFF) WITH NEWER MICROPROCESSOR SEL RELAYS.	ENHANCE DISTRIBUTION SYSTEM RELIABILITY AND RESILIENCY BY REPLACING MECHANICAL RELAYING EQUIPMENT WITH NEW TECHNOLOGY, THAT WILL PROVIDE INCREASED MONITORING AND PROTECTION.	\$ 251,831	FIRST HALF OF 2028
48		EATONTOWN BOROUGH	REPLACE OLDER ELECTROMECHANICAL STYLE RELAYS (MDF & SFF) WITH NEWER MICROPROCESSOR SEL RELAYS.	ENHANCE DISTRIBUTION SYSTEM RELIABILITY AND RESILIENCY BY REPLACING MECHANICAL RELAYING EQUIPMENT WITH NEW TECHNOLOGY, THAT WILL PROVIDE INCREASED MONITORING AND PROTECTION.	\$ 251,831	SECOND HALF OF 2028
49		OCEANPORT BOROUGH, EATONTOWN BOROUGH, SHREWSBURY BOROUGH, SHREWSBURY TOWNSHIP, TINTON FALLS BOROUGH	REPLACE OLDER ELECTROMECHANICAL STYLE RELAYS (MDF & SFF) WITH NEWER MICROPROCESSOR SEL RELAYS.	ENHANCE DISTRIBUTION SYSTEM RELIABILITY AND RESILIENCY BY REPLACING MECHANICAL RELAYING EQUIPMENT WITH NEW TECHNOLOGY, THAT WILL PROVIDE INCREASED MONITORING AND PROTECTION.	\$ 251,831	SECOND HALF OF 2028
50		OCEAN TOWNSHIP, POINT PLEASANT BOROUGH, BRICK TOWNSHIP, NORTH HANOVER TOWNSHIP, HOWELL TOWNSHIP, LAKEWOOD TOWNSHIP	REPLACE OLDER ELECTROMECHANICAL STYLE RELAYS (MDF & SFF) WITH NEWER MICROPROCESSOR SEL RELAYS.	ENHANCE DISTRIBUTION SYSTEM RELIABILITY AND RESILIENCY BY REPLACING MECHANICAL RELAYING EQUIPMENT WITH NEW TECHNOLOGY, THAT WILL PROVIDE INCREASED MONITORING AND PROTECTION.	\$ 251,831	SECOND HALF OF 2028
51		OCEAN TOWNSHIP, SOUTH TOMS RIVER BOROUGH, TOMS RIVER TOWNSHIP, POINT PLEASANT BOROUGH, BERKELEY TOWNSHIP, BRICK TOWNSHIP, LONG BRANCH	REPLACE OLDER ELECTROMECHANICAL STYLE RELAYS (MDF & SFF) WITH NEWER MICROPROCESSOR SEL RELAYS.	ENHANCE DISTRIBUTION SYSTEM RELIABILITY AND RESILIENCY BY REPLACING MECHANICAL RELAYING EQUIPMENT WITH NEW TECHNOLOGY, THAT WILL PROVIDE INCREASED MONITORING AND PROTECTION.	\$ 251,831	SECOND HALF OF 2028

Location Count	LOCATION (Substation)	TOWNSHIP	DESCRIPTION	OBJECTIVE	COST ESTIMATE	PROJECTED IN-SERVICE DATE
52		MIDDLETOWN TOWNSHIP, RED BANK BOROUGH, TINTON FALLS BOROUGH	REPLACE OLDER ELECTROMECHANICAL STYLE RELAYS (MDF & SFF) WITH NEWER MICROPROCESSOR SEL RELAYS.	ENHANCE DISTRIBUTION SYSTEM RELIABILITY AND RESILIENCY BY REPLACING MECHANICAL RELAYING EQUIPMENT WITH NEW TECHNOLOGY, THAT WILL PROVIDE INCREASED MONITORING AND PROTECTION.	\$ 251,831	SECOND HALF OF 2028
53		TOMS RIVER TOWNSHIP, SOUTH TOMS RIVER BOROUGH, BEACHWOOD BOROUGH, BERKELEY TOWNSHIP, ISLAND HEIGHTS BOROUGH	REPLACE OLDER ELECTROMECHANICAL STYLE RELAYS (MDF & SFF) WITH NEWER MICROPROCESSOR SEL RELAYS.	ENHANCE DISTRIBUTION SYSTEM RELIABILITY AND RESILIENCY BY REPLACING MECHANICAL RELAYING EQUIPMENT WITH NEW TECHNOLOGY, THAT WILL PROVIDE INCREASED MONITORING AND PROTECTION.	\$ 251,831	SECOND HALF OF 2028
<b>TOTAL 2028 COSTS</b>					<b>\$ 3,021,972</b>	
<b>MODERNIZE PROTECTIVE EQUIPMENT: UFLS 2029</b>						
Location Count	LOCATION (Substation)	TOWNSHIP	DESCRIPTION	OBJECTIVE	COST ESTIMATE	PROJECTED IN-SERVICE DATE
54		JACKSON TOWNSHIP, NORTH HANOVER TOWNSHIP, SPRINGFIELD TOWNSHIP, PLUMSTED TOWNSHIP, NEW HANOVER TOWNSHIP, WRIGHTSTOWN BOROUGH, OCEAN TOWNSHIP, CHESTERFIELD TOWNSHIP, MANSFIELD TOWNSHIP, PEMBERTON TOWNSHIP, PEMBERTON TOWNSHIP, PEMBERTON TOWNSHIP	REPLACE OLDER ELECTROMECHANICAL STYLE RELAYS (MDF & SFF) WITH NEWER MICROPROCESSOR SEL RELAYS.	ENHANCE DISTRIBUTION SYSTEM RELIABILITY AND RESILIENCY BY REPLACING MECHANICAL RELAYING EQUIPMENT WITH NEW TECHNOLOGY, THAT WILL PROVIDE INCREASED MONITORING AND PROTECTION.	\$ 251,831	FIRST HALF OF 2029
55		SPRINGFIELD TOWNSHIP, WRIGHTSTOWN BOROUGH, PEMBERTON BOROUGH, SOUTHAMPTON TOWNSHIP, PEMBERTON TOWNSHIP NEW	REPLACE OLDER ELECTROMECHANICAL STYLE RELAYS (MDF & SFF) WITH NEWER MICROPROCESSOR SEL RELAYS.	ENHANCE DISTRIBUTION SYSTEM RELIABILITY AND RESILIENCY BY REPLACING MECHANICAL RELAYING EQUIPMENT WITH NEW TECHNOLOGY, THAT WILL PROVIDE INCREASED MONITORING AND PROTECTION.	\$ 251,831	FIRST HALF OF 2029
56		WOODLAND TOWNSHIP, PEMBERTON TOWNSHIP, NEW PROVIDENCE BOROUGH, PEMBERTON BOROUGH, SOUTHAMPTON TOWNSHIP	REPLACE OLDER ELECTROMECHANICAL STYLE RELAYS (MDF & SFF) WITH NEWER MICROPROCESSOR SEL RELAYS.	ENHANCE DISTRIBUTION SYSTEM RELIABILITY AND RESILIENCY BY REPLACING MECHANICAL RELAYING EQUIPMENT WITH NEW TECHNOLOGY, THAT WILL PROVIDE INCREASED MONITORING AND PROTECTION.	\$ 251,831	FIRST HALF OF 2029
<b>TOTAL 2029 COSTS</b>					<b>\$ 755,493</b>	

RTU UPGRADES 2024						
Location Count	LOCATION (Substation)	TOWNSHIP	DESCRIPTION	OBJECTIVE	COST ESTIMATE	PROJECTED IN-SERVICE DATE
1		BERKELEY HEIGHTS TOWNSHIP, CHATHAM BOROUGH, CHATHAM TOWNSHIP, MORRIS TOWNSHIP, NEW PROVIDENCE BOROUGH, SPARTA TOWNSHIP, WARREN TOWNSHIP, WATCHUNG BOROUGH	UPGRADE AGED AND LIMITED SUBSTATION RTU (REMOTE TERMINAL UNIT) WITH FIBER, CELLULAR AND/OR RADIO AND ADD POINTS TO ALLOW DISTRIBUTION DATA TO BE AVAILABLE VIA SCADA	ENHANCE RELIABILITY WITH REAL-TIME POWER MONITORING OF DISTRIBUTION LOADS, VOLTAGE AND POWER FACTOR. ADVANCED RTUS AND ASSOCIATED COMMUNICATION MEDIA WILL ENHANCE SERVICE RESTORATION FOLLOWING	\$ 460,330	SECOND HALF OF 2024
2		ALLAMUCHY TOWNSHIP, ANDOVER BOROUGH, DELAWARE TOWNSHIP, FRELINGHUYSEN TOWNSHIP, GREEN TOWNSHIP, HACKETTSTOWN TOWN, INDEPENDENCE TOWNSHIP, LIBERTY TOWNSHIP, MOUNT OLIVE TOWNSHIP, READINGTON	UPGRADE AGED AND LIMITED SUBSTATION RTU (REMOTE TERMINAL UNIT) WITH FIBER, CELLULAR AND/OR RADIO AND ADD POINTS TO ALLOW DISTRIBUTION DATA TO BE AVAILABLE VIA SCADA.	ENHANCE RELIABILITY WITH REAL-TIME POWER MONITORING OF DISTRIBUTION LOADS, VOLTAGE AND POWER FACTOR. ADVANCED RTUS AND ASSOCIATED COMMUNICATION MEDIA WILL ENHANCE SERVICE RESTORATION FOLLOWING OUTAGES.	\$ 460,330	SECOND HALF OF 2024
3		ALEXANDRIA TOWNSHIP, CLINTON TOWNSHIP, DELAWARE TOWNSHIP, FLEMINGTON BOROUGH, FRANKLIN TOWNSHIP, FRENCHTOWN BOROUGH, KINGWOOD TOWNSHIP, BARITAN	UPGRADE AGED AND LIMITED SUBSTATION RTU (REMOTE TERMINAL UNIT) WITH FIBER, CELLULAR AND/OR RADIO AND ADD POINTS TO ALLOW DISTRIBUTION DATA TO BE AVAILABLE VIA SCADA	ENHANCE RELIABILITY WITH REAL-TIME POWER MONITORING OF DISTRIBUTION LOADS, VOLTAGE AND POWER FACTOR. ADVANCED RTUS AND ASSOCIATED COMMUNICATION MEDIA WILL ENHANCE SERVICE RESTORATION FOLLOWING	\$ 460,330	SECOND HALF OF 2024
4		LONG BRANCH CITY, MONMOUTH BEACH BOROUGH, NEPTUNE TOWNSHIP, OCEAN TOWNSHIP, WEST LONG BRANCH BOROUGH	UPGRADE AGED AND LIMITED SUBSTATION RTU (REMOTE TERMINAL UNIT) WITH FIBER, CELLULAR AND/OR RADIO AND ADD POINTS TO ALLOW DISTRIBUTION DATA TO BE AVAILABLE VIA SCADA	ENHANCE RELIABILITY WITH REAL-TIME POWER MONITORING OF DISTRIBUTION LOADS, VOLTAGE AND POWER FACTOR. ADVANCED RTUS AND ASSOCIATED COMMUNICATION MEDIA WILL ENHANCE SERVICE RESTORATION FOLLOWING	\$ 460,330	SECOND HALF OF 2024
5		BOONTON TOWNSHIP, DENVILLE TOWNSHIP, RANDOLPH TOWNSHIP, ROCKAWAY BOROUGH, ROCKAWAY TOWNSHIP, WASHINGTON TOWNSHIP	UPGRADE AGED AND LIMITED SUBSTATION RTU (REMOTE TERMINAL UNIT) WITH FIBER, CELLULAR AND/OR RADIO AND ADD POINTS TO ALLOW DISTRIBUTION DATA TO BE AVAILABLE VIA SCADA	ENHANCE RELIABILITY WITH REAL-TIME POWER MONITORING OF DISTRIBUTION LOADS, VOLTAGE AND POWER FACTOR. ADVANCED RTUS AND ASSOCIATED COMMUNICATION MEDIA WILL ENHANCE SERVICE RESTORATION FOLLOWING	\$ 460,330	SECOND HALF OF 2024
6		BEDMINSTER TOWNSHIP, BERNARDS TOWNSHIP, BERNARDSVILLE BOROUGH, BRIDGEWATER TOWNSHIP, CHATHAM TOWNSHIP, FAR HILLS BOROUGH, MENDHAM BOROUGH, MENDHAM TOWNSHIP	UPGRADE AGED AND LIMITED SUBSTATION RTU (REMOTE TERMINAL UNIT) WITH FIBER, CELLULAR AND/OR RADIO AND ADD POINTS TO ALLOW DISTRIBUTION DATA TO BE AVAILABLE VIA SCADA	ENHANCE RELIABILITY WITH REAL-TIME POWER MONITORING OF DISTRIBUTION LOADS, VOLTAGE AND POWER FACTOR. ADVANCED RTUS AND ASSOCIATED COMMUNICATION MEDIA WILL ENHANCE SERVICE RESTORATION FOLLOWING	\$ 460,330	SECOND HALF OF 2024
7		BRICK TOWNSHIP, LAKEWOOD TOWNSHIP, TOMS RIVER TOWNSHIP	UPGRADE AGED AND LIMITED SUBSTATION RTU (REMOTE TERMINAL UNIT) WITH FIBER, CELLULAR AND/OR RADIO AND ADD POINTS TO ALLOW DISTRIBUTION DATA TO BE AVAILABLE VIA SCADA	ENHANCE RELIABILITY WITH REAL-TIME POWER MONITORING OF DISTRIBUTION LOADS, VOLTAGE AND POWER FACTOR. ADVANCED RTUS AND ASSOCIATED COMMUNICATION MEDIA WILL ENHANCE SERVICE RESTORATION FOLLOWING	\$ 460,330	SECOND HALF OF 2024
8		BEDMINSTER TOWNSHIP, BERNARDS TOWNSHIP, BERNARDSVILLE BOROUGH, BRIDGEWATER TOWNSHIP, HARDING TOWNSHIP	UPGRADE AGED AND LIMITED SUBSTATION RTU (REMOTE TERMINAL UNIT) WITH FIBER, CELLULAR AND/OR RADIO AND ADD POINTS TO ALLOW DISTRIBUTION DATA TO BE AVAILABLE VIA SCADA	ENHANCE RELIABILITY WITH REAL-TIME POWER MONITORING OF DISTRIBUTION LOADS, VOLTAGE AND POWER FACTOR. ADVANCED RTUS AND ASSOCIATED COMMUNICATION MEDIA WILL ENHANCE SERVICE RESTORATION FOLLOWING	\$ 460,330	SECOND HALF OF 2024

Location Count	LOCATION (Substation)	TOWNSHIP	DESCRIPTION	OBJECTIVE	COST ESTIMATE	PROJECTED IN-SERVICE DATE
9		CALIFON BOROUGH,CHESTER BOROUGH,CHESTER TOWNSHIP,LEBANON TOWNSHIP,MENDHAM BOROUGH,MENDHAM TOWNSHIP,MOUNT OLIVE TOWNSHIP,PHILLIPSBURG TOWN,RANDOLPH TOWNSHIP,SUMMIT CITY,WASHINGTON BOROUGH WASHINGTON TOWNSHIP	UPGRADE AGED AND LIMITED SUBSTATION RTU (REMOTE TERMINAL UNIT) WITH FIBER, CELLULAR AND/OR RADIO AND ADD POINTS TO ALLOW DISTRIBUTION DATA TO BE AVAILABLE VIA SCADA.	ENHANCE RELIABILITY WITH REAL-TIME POWER MONITORING OF DISTRIBUTION LOADS, VOLTAGE AND POWER FACTOR. ADVANCED RTUS AND ASSOCIATED COMMUNICATION MEDIA WILL ENHANCE SERVICE RESTORATION FOLLOWING OUTAGES.	\$ 460,330	SECOND HALF OF 2024
10		COLTS NECK TOWNSHIP,FREEHOLD BOROUGH,FREEHOLD TOWNSHIP,HOLMDEL TOWNSHIP,MANALAPAN TOWNSHIP,MARLBORO TOWNSHIP,OLD BRIDGE TOWNSHIP,TINTON FALLS BOROUGH	UPGRADE AGED AND LIMITED SUBSTATION RTU (REMOTE TERMINAL UNIT) WITH FIBER, CELLULAR AND/OR RADIO AND ADD POINTS TO ALLOW DISTRIBUTION DATA TO BE AVAILABLE VIA SCADA.	ENHANCE RELIABILITY WITH REAL-TIME POWER MONITORING OF DISTRIBUTION LOADS, VOLTAGE AND POWER FACTOR. ADVANCED RTUS AND ASSOCIATED COMMUNICATION MEDIA WILL ENHANCE SERVICE RESTORATION FOLLOWING	\$ 460,330	SECOND HALF OF 2024
<b>TOTAL 2024 COSTS</b>					<b>\$ 4,603,300</b>	

**RTU UPGRADES 2025**

Location Count	LOCATION (Substation)	TOWNSHIP	DESCRIPTION	OBJECTIVE	COST ESTIMATE	PROJECTED IN-SERVICE DATE
11		NEPTUNE CITY BOROUGH,NEPTUNE TOWNSHIP,WALL TOWNSHIP	UPGRADE AGED AND LIMITED SUBSTATION RTU (REMOTE TERMINAL UNIT) WITH FIBER, CELLULAR AND/OR RADIO AND ADD POINTS TO ALLOW DISTRIBUTION DATA TO BE AVAILABLE VIA SCADA.	ENHANCE RELIABILITY WITH REAL-TIME POWER MONITORING OF DISTRIBUTION LOADS, VOLTAGE AND POWER FACTOR. ADVANCED RTUS AND ASSOCIATED COMMUNICATION MEDIA WILL ENHANCE SERVICE RESTORATION FOLLOWING	\$ 460,330	FIRST HALF OF 2025
12		DOVER TOWN,RANDOLPH TOWNSHIP,ROCKAWAY BOROUGH,ROCKAWAY TOWNSHIP,TEWKSBURY TOWNSHIP,VICTORY GARDENS BOROUGH	UPGRADE AGED AND LIMITED SUBSTATION RTU (REMOTE TERMINAL UNIT) WITH FIBER, CELLULAR AND/OR RADIO AND ADD POINTS TO ALLOW DISTRIBUTION DATA TO BE AVAILABLE VIA SCADA.	ENHANCE RELIABILITY WITH REAL-TIME POWER MONITORING OF DISTRIBUTION LOADS, VOLTAGE AND POWER FACTOR. ADVANCED RTUS AND ASSOCIATED COMMUNICATION MEDIA WILL ENHANCE SERVICE RESTORATION FOLLOWING	\$ 460,330	FIRST HALF OF 2025
13		HACKETTSTOWN TOWN,LEBANON TOWNSHIP,MOUNT OLIVE TOWNSHIP,ROXBURY TOWNSHIP,WASHINGTON TOWNSHIP	UPGRADE AGED AND LIMITED SUBSTATION RTU (REMOTE TERMINAL UNIT) WITH FIBER, CELLULAR AND/OR RADIO AND ADD POINTS TO ALLOW DISTRIBUTION DATA TO BE AVAILABLE VIA SCADA.	ENHANCE RELIABILITY WITH REAL-TIME POWER MONITORING OF DISTRIBUTION LOADS, VOLTAGE AND POWER FACTOR. ADVANCED RTUS AND ASSOCIATED COMMUNICATION MEDIA WILL ENHANCE SERVICE RESTORATION FOLLOWING	\$ 460,330	FIRST HALF OF 2025
14		ANDOVER BOROUGH,ANDOVER TOWNSHIP,BERNARDS TOWNSHIP,FREDON TOWNSHIP,GREEN TOWNSHIP,HAMPTON TOWNSHIP,NEWTON TOWN,SPARTA TOWNSHIP	UPGRADE AGED AND LIMITED SUBSTATION RTU (REMOTE TERMINAL UNIT) WITH FIBER, CELLULAR AND/OR RADIO AND ADD POINTS TO ALLOW DISTRIBUTION DATA TO BE AVAILABLE VIA SCADA.	ENHANCE RELIABILITY WITH REAL-TIME POWER MONITORING OF DISTRIBUTION LOADS, VOLTAGE AND POWER FACTOR. ADVANCED RTUS AND ASSOCIATED COMMUNICATION MEDIA WILL ENHANCE SERVICE RESTORATION FOLLOWING	\$ 460,330	FIRST HALF OF 2025
15		DENVILLE TOWNSHIP,DOVER TOWN,MINE HILL TOWNSHIP,ROCKAWAY BOROUGH,ROCKAWAY TOWNSHIP,ROXBURY TOWNSHIP,WHARTON BOROUGH	UPGRADE AGED AND LIMITED SUBSTATION RTU (REMOTE TERMINAL UNIT) WITH FIBER, CELLULAR AND/OR RADIO AND ADD POINTS TO ALLOW DISTRIBUTION DATA TO BE AVAILABLE VIA SCADA.	ENHANCE RELIABILITY WITH REAL-TIME POWER MONITORING OF DISTRIBUTION LOADS, VOLTAGE AND POWER FACTOR. ADVANCED RTUS AND ASSOCIATED COMMUNICATION MEDIA WILL ENHANCE SERVICE RESTORATION FOLLOWING	\$ 460,330	FIRST HALF OF 2025
16		MIDDLETOWN TOWNSHIP,RED BANK BOROUGH,TINTON FALLS BOROUGH	UPGRADE AGED AND LIMITED SUBSTATION RTU (REMOTE TERMINAL UNIT) WITH FIBER, CELLULAR AND/OR RADIO AND ADD POINTS TO ALLOW DISTRIBUTION DATA TO BE AVAILABLE VIA SCADA.	ENHANCE RELIABILITY WITH REAL-TIME POWER MONITORING OF DISTRIBUTION LOADS, VOLTAGE AND POWER FACTOR. ADVANCED RTUS AND ASSOCIATED COMMUNICATION MEDIA WILL ENHANCE SERVICE RESTORATION FOLLOWING	\$ 460,330	FIRST HALF OF 2025

Location Count	LOCATION (Substation)	TOWNSHIP	DESCRIPTION	OBJECTIVE	COST ESTIMATE	PROJECTED IN-SERVICE DATE
17		FLORHAM PARK BOROUGH, MORRIS TOWNSHIP	UPGRADE AGED AND LIMITED SUBSTATION RTU (REMOTE TERMINAL UNIT) WITH FIBER, CELLULAR AND/OR RADIO AND ADD POINTS TO ALLOW DISTRIBUTION DATA TO BE AVAILABLE VIA SCADA	ENHANCE RELIABILITY WITH REAL-TIME POWER MONITORING OF DISTRIBUTION LOADS, VOLTAGE AND POWER FACTOR. ADVANCED RTUS AND ASSOCIATED COMMUNICATION MEDIA WILL ENHANCE SERVICE RESTORATION FOLLOWING	\$ 460,330	FIRST HALF OF 2025
18		CHESTER TOWNSHIP, HACKETTSTOWN TOWN, JACKSON TOWNSHIP, MOUNT OLIVE TOWNSHIP, ROXBURY TOWNSHIP, WASHINGTON TOWNSHIP	UPGRADE AGED AND LIMITED SUBSTATION RTU (REMOTE TERMINAL UNIT) WITH FIBER, CELLULAR AND/OR RADIO AND ADD POINTS TO ALLOW DISTRIBUTION DATA TO BE AVAILABLE VIA SCADA	ENHANCE RELIABILITY WITH REAL-TIME POWER MONITORING OF DISTRIBUTION LOADS, VOLTAGE AND POWER FACTOR. ADVANCED RTUS AND ASSOCIATED COMMUNICATION MEDIA WILL ENHANCE SERVICE RESTORATION FOLLOWING	\$ 460,330	FIRST HALF OF 2025
19		ROCKAWAY BOROUGH, ROCKAWAY TOWNSHIP, WHARTON BOROUGH	UPGRADE AGED AND LIMITED SUBSTATION RTU (REMOTE TERMINAL UNIT) WITH FIBER, CELLULAR AND/OR RADIO AND ADD POINTS TO ALLOW DISTRIBUTION DATA TO BE AVAILABLE VIA SCADA	ENHANCE RELIABILITY WITH REAL-TIME POWER MONITORING OF DISTRIBUTION LOADS, VOLTAGE AND POWER FACTOR. ADVANCED RTUS AND ASSOCIATED COMMUNICATION MEDIA WILL ENHANCE SERVICE RESTORATION FOLLOWING	\$ 460,330	FIRST HALF OF 2025
20		ROCKAWAY BOROUGH, ROCKAWAY TOWNSHIP	UPGRADE AGED AND LIMITED SUBSTATION RTU (REMOTE TERMINAL UNIT) WITH FIBER, CELLULAR AND/OR RADIO AND ADD POINTS TO ALLOW DISTRIBUTION DATA TO BE AVAILABLE VIA SCADA	ENHANCE RELIABILITY WITH REAL-TIME POWER MONITORING OF DISTRIBUTION LOADS, VOLTAGE AND POWER FACTOR. ADVANCED RTUS AND ASSOCIATED COMMUNICATION MEDIA WILL ENHANCE SERVICE RESTORATION FOLLOWING	\$ 460,330	FIRST HALF OF 2025
21		BOONTON TOWNSHIP, DENVILLE TOWNSHIP, HANOVER TOWNSHIP, MORRIS PLAINS BOROUGH, MOUNTAIN LAKES BOROUGH, PARSIPPANY TROY HILLS TOWNSHIP, RANDOLPH TOWNSHIP, WHITE TOWNSHIP	UPGRADE AGED AND LIMITED SUBSTATION RTU (REMOTE TERMINAL UNIT) WITH FIBER, CELLULAR AND/OR RADIO AND ADD POINTS TO ALLOW DISTRIBUTION DATA TO BE AVAILABLE VIA SCADA	ENHANCE RELIABILITY WITH REAL-TIME POWER MONITORING OF DISTRIBUTION LOADS, VOLTAGE AND POWER FACTOR. ADVANCED RTUS AND ASSOCIATED COMMUNICATION MEDIA WILL ENHANCE SERVICE RESTORATION FOLLOWING	\$ 460,330	SECOND HALF OF 2025
22		ALEXANDRIA TOWNSHIP, FRANKLIN TOWNSHIP, FRENCHTOWN BOROUGH, HOLLAND TOWNSHIP, KINGWOOD TOWNSHIP, MILFORD BOROUGH	UPGRADE AGED AND LIMITED SUBSTATION RTU (REMOTE TERMINAL UNIT) WITH FIBER, CELLULAR AND/OR RADIO AND ADD POINTS TO ALLOW DISTRIBUTION DATA TO BE AVAILABLE VIA SCADA	ENHANCE RELIABILITY WITH REAL-TIME POWER MONITORING OF DISTRIBUTION LOADS, VOLTAGE AND POWER FACTOR. ADVANCED RTUS AND ASSOCIATED COMMUNICATION MEDIA WILL ENHANCE SERVICE RESTORATION FOLLOWING	\$ 460,330	SECOND HALF OF 2025
23		BELMAR BOROUGH, LAKE COMO BOROUGH, NEPTUNE CITY BOROUGH, NEPTUNE TOWNSHIP, TOMS RIVER TOWNSHIP, WALL TOWNSHIP	UPGRADE AGED AND LIMITED SUBSTATION RTU (REMOTE TERMINAL UNIT) WITH FIBER, CELLULAR AND/OR RADIO AND ADD POINTS TO ALLOW DISTRIBUTION DATA TO BE AVAILABLE VIA SCADA	ENHANCE RELIABILITY WITH REAL-TIME POWER MONITORING OF DISTRIBUTION LOADS, VOLTAGE AND POWER FACTOR. ADVANCED RTUS AND ASSOCIATED COMMUNICATION MEDIA WILL ENHANCE SERVICE RESTORATION FOLLOWING	\$ 460,330	SECOND HALF OF 2025
24		BEDMINSTER TOWNSHIP, BERNARDS TOWNSHIP, BERNARDSVILLE BOROUGH, BRIDGEWATER TOWNSHIP, FAR HILLS BOROUGH, LEBANON TOWNSHIP, READINGTON TOWNSHIP, TEWKSBURY TOWNSHIP, TOMS	UPGRADE AGED AND LIMITED SUBSTATION RTU (REMOTE TERMINAL UNIT) WITH FIBER, CELLULAR AND/OR RADIO AND ADD POINTS TO ALLOW DISTRIBUTION DATA TO BE AVAILABLE VIA SCADA	ENHANCE RELIABILITY WITH REAL-TIME POWER MONITORING OF DISTRIBUTION LOADS, VOLTAGE AND POWER FACTOR. ADVANCED RTUS AND ASSOCIATED COMMUNICATION MEDIA WILL ENHANCE SERVICE RESTORATION FOLLOWING	\$ 460,330	SECOND HALF OF 2025
25		CHATHAM BOROUGH, CHATHAM TOWNSHIP, HARDING TOWNSHIP, MORRISTOWN TOWN, NEPTUNE TOWNSHIP, ROCKAWAY TOWNSHIP, SUMMIT CITY	UPGRADE AGED AND LIMITED SUBSTATION RTU (REMOTE TERMINAL UNIT) WITH FIBER, CELLULAR AND/OR RADIO AND ADD POINTS TO ALLOW DISTRIBUTION DATA TO BE AVAILABLE VIA SCADA	ENHANCE RELIABILITY WITH REAL-TIME POWER MONITORING OF DISTRIBUTION LOADS, VOLTAGE AND POWER FACTOR. ADVANCED RTUS AND ASSOCIATED COMMUNICATION MEDIA WILL ENHANCE SERVICE RESTORATION FOLLOWING	\$ 460,330	SECOND HALF OF 2025



Location Count	LOCATION (Substation)	TOWNSHIP	DESCRIPTION	OBJECTIVE	COST ESTIMATE	PROJECTED IN-SERVICE DATE
26		DENVILLE TOWNSHIP,HARDING TOWNSHIP,MENDHAM TOWNSHIP,MORRIS PLAINS BOROUGH,MORRIS TOWNSHIP,MORRISTOWN TOWN,PARSIPPANY TROY HILLS TOWNSHIP,RANDOLPH TOWNSHIP	UPGRADE AGED AND LIMITED SUBSTATION RTU (REMOTE TERMINAL UNIT) WITH FIBER, CELLULAR AND/OR RADIO AND ADD POINTS TO ALLOW DISTRIBUTION DATA TO BE AVAILABLE VIA SCADA	ENHANCE RELIABILITY WITH REAL-TIME POWER MONITORING OF DISTRIBUTION LOADS, VOLTAGE AND POWER FACTOR. ADVANCED RTUS AND ASSOCIATED COMMUNICATION MEDIA WILL ENHANCE SERVICE RESTORATION FOLLOWING	\$ 460,330	SECOND HALF OF 2025
27		BRICK TOWNSHIP,OCEAN TOWNSHIP,POINT PLEASANT BEACH BOROUGH,POINT PLEASANT BOROUGH,WALL TOWNSHIP	UPGRADE AGED AND LIMITED SUBSTATION RTU (REMOTE TERMINAL UNIT) WITH FIBER, CELLULAR AND/OR RADIO AND ADD POINTS TO ALLOW DISTRIBUTION DATA TO BE AVAILABLE VIA SCADA	ENHANCE RELIABILITY WITH REAL-TIME POWER MONITORING OF DISTRIBUTION LOADS, VOLTAGE AND POWER FACTOR. ADVANCED RTUS AND ASSOCIATED COMMUNICATION MEDIA WILL ENHANCE SERVICE RESTORATION FOLLOWING	\$ 460,330	SECOND HALF OF 2025
28		ATLANTIC HIGHLANDS BOROUGH,HIGHLANDS BOROUGH,MIDDLETOWN TOWNSHIP	UPGRADE AGED AND LIMITED SUBSTATION RTU (REMOTE TERMINAL UNIT) WITH FIBER, CELLULAR AND/OR RADIO AND ADD POINTS TO ALLOW DISTRIBUTION DATA TO BE AVAILABLE VIA SCADA	ENHANCE RELIABILITY WITH REAL-TIME POWER MONITORING OF DISTRIBUTION LOADS, VOLTAGE AND POWER FACTOR. ADVANCED RTUS AND ASSOCIATED COMMUNICATION MEDIA WILL ENHANCE SERVICE RESTORATION FOLLOWING	\$ 460,330	SECOND HALF OF 2025
29		BERKELEY TOWNSHIP,LAKEWOOD TOWNSHIP,LONG BRANCH CITY,MANCHESTER TOWNSHIP,OCEAN TOWNSHIP,SOUTH TOMS RIVER BOROUGH,TOMS RIVER TOWNSHIP	UPGRADE AGED AND LIMITED SUBSTATION RTU (REMOTE TERMINAL UNIT) WITH FIBER, CELLULAR AND/OR RADIO AND ADD POINTS TO ALLOW DISTRIBUTION DATA TO BE AVAILABLE VIA SCADA	ENHANCE RELIABILITY WITH REAL-TIME POWER MONITORING OF DISTRIBUTION LOADS, VOLTAGE AND POWER FACTOR. ADVANCED RTUS AND ASSOCIATED COMMUNICATION MEDIA WILL ENHANCE SERVICE RESTORATION FOLLOWING	\$ 460,330	SECOND HALF OF 2025
30		CHESTERFIELD TOWNSHIP,JACKSON TOWNSHIP,MANCHESTER TOWNSHIP,MILLSTONE TOWNSHIP,NEW HANOVER TOWNSHIP,NORTH HANOVER TOWNSHIP,OCEAN TOWNSHIP,PLUMSTED TOWNSHIP,UPPER FREEHOLD TOWNSHIP,WRIGHTSTOWN BOROUGH	UPGRADE AGED AND LIMITED SUBSTATION RTU (REMOTE TERMINAL UNIT) WITH FIBER, CELLULAR AND/OR RADIO AND ADD POINTS TO ALLOW DISTRIBUTION DATA TO BE AVAILABLE VIA SCADA.	ENHANCE RELIABILITY WITH REAL-TIME POWER MONITORING OF DISTRIBUTION LOADS, VOLTAGE AND POWER FACTOR. ADVANCED RTUS AND ASSOCIATED COMMUNICATION MEDIA WILL ENHANCE SERVICE RESTORATION FOLLOWING OUTAGES	\$ 460,330	SECOND HALF OF 2025
<b>TOTAL 2025 COSTS</b>					<b>\$ 9,206,600</b>	

**RTU UPGRADES 2026**

Location Count	LOCATION (Substation)	TOWNSHIP	DESCRIPTION	OBJECTIVE	COST ESTIMATE	PROJECTED IN-SERVICE DATE
31		ANDOVER BOROUGH,ANDOVER TOWNSHIP,LAFAYETTE TOWNSHIP,NEWTON TOWN,SPARTA TOWNSHIP	UPGRADE AGED AND LIMITED SUBSTATION RTU (REMOTE TERMINAL UNIT) WITH FIBER, CELLULAR AND/OR RADIO AND ADD POINTS TO ALLOW DISTRIBUTION DATA TO BE AVAILABLE VIA SCADA	ENHANCE RELIABILITY WITH REAL-TIME POWER MONITORING OF DISTRIBUTION LOADS, VOLTAGE AND POWER FACTOR. ADVANCED RTUS AND ASSOCIATED COMMUNICATION MEDIA WILL ENHANCE SERVICE RESTORATION FOLLOWING	\$ 460,330	FIRST HALF OF 2026
32		KINNELON BOROUGH,LINCOLN PARK BOROUGH,MONTVILLE TOWNSHIP,PEQUANNOCK TOWNSHIP,POMPTON LAKES BOROUGH,WANAQUE BOROUGH	UPGRADE AGED AND LIMITED SUBSTATION RTU (REMOTE TERMINAL UNIT) WITH FIBER, CELLULAR AND/OR RADIO AND ADD POINTS TO ALLOW DISTRIBUTION DATA TO BE AVAILABLE VIA SCADA	ENHANCE RELIABILITY WITH REAL-TIME POWER MONITORING OF DISTRIBUTION LOADS, VOLTAGE AND POWER FACTOR. ADVANCED RTUS AND ASSOCIATED COMMUNICATION MEDIA WILL ENHANCE SERVICE RESTORATION FOLLOWING	\$ 460,330	FIRST HALF OF 2026
33		FREEHOLD BOROUGH,FREEHOLD TOWNSHIP,HOWELL TOWNSHIP,MANALAPAN TOWNSHIP,MARLBORO TOWNSHIP,OLD BRIDGE TOWNSHIP,UPPER FREEHOLD TOWNSHIP	UPGRADE AGED AND LIMITED SUBSTATION RTU (REMOTE TERMINAL UNIT) WITH FIBER, CELLULAR AND/OR RADIO AND ADD POINTS TO ALLOW DISTRIBUTION DATA TO BE AVAILABLE VIA SCADA	ENHANCE RELIABILITY WITH REAL-TIME POWER MONITORING OF DISTRIBUTION LOADS, VOLTAGE AND POWER FACTOR. ADVANCED RTUS AND ASSOCIATED COMMUNICATION MEDIA WILL ENHANCE SERVICE RESTORATION FOLLOWING	\$ 460,330	FIRST HALF OF 2026

Location Count	LOCATION (Substation)	TOWNSHIP	DESCRIPTION	OBJECTIVE	COST ESTIMATE	PROJECTED IN-SERVICE DATE
34		BERKELEY TOWNSHIP,LACEY TOWNSHIP,LAKEWOOD TOWNSHIP,MANCHESTER TOWNSHIP,OCEAN TOWNSHIP,SHREWSBURY BOROUGH,SOUTHAMPTON TOWNSHIP	UPGRADE AGED AND LIMITED SUBSTATION RTU (REMOTE TERMINAL UNIT) WITH FIBER, CELLULAR AND/OR RADIO AND ADD POINTS TO ALLOW DISTRIBUTION DATA TO BE AVAILABLE VIA SCADA.	ENHANCE RELIABILITY WITH REAL-TIME POWER MONITORING OF DISTRIBUTION LOADS, VOLTAGE AND POWER FACTOR. ADVANCED RTUS AND ASSOCIATED COMMUNICATION MEDIA WILL ENHANCE SERVICE RESTORATION FOLLOWING	\$ 460,330	FIRST HALF OF 2026
35		BERKELEY TOWNSHIP,FARMINGDALE BOROUGH,JACKSON TOWNSHIP,LACEY TOWNSHIP,LAKEHURST BOROUGH,LAKEWOOD TOWNSHIP,MANCHESTER TOWNSHIP,SOUTH TOMS RIVER BOROUGH TOMS RIVER	UPGRADE AGED AND LIMITED SUBSTATION RTU (REMOTE TERMINAL UNIT) WITH FIBER, CELLULAR AND/OR RADIO AND ADD POINTS TO ALLOW DISTRIBUTION DATA TO BE AVAILABLE VIA SCADA.	ENHANCE RELIABILITY WITH REAL-TIME POWER MONITORING OF DISTRIBUTION LOADS, VOLTAGE AND POWER FACTOR. ADVANCED RTUS AND ASSOCIATED COMMUNICATION MEDIA WILL ENHANCE SERVICE RESTORATION FOLLOWING	\$ 460,330	FIRST HALF OF 2026
36		BRANCHBURG TOWNSHIP,CLINTON TOWN,CLINTON TOWNSHIP,LEBANON BOROUGH,LEBANON TOWNSHIP,RARITAN TOWNSHIP,READINGTON TOWNSHIP,TEWKSBURY TOWNSHIP	UPGRADE AGED AND LIMITED SUBSTATION RTU (REMOTE TERMINAL UNIT) WITH FIBER, CELLULAR AND/OR RADIO AND ADD POINTS TO ALLOW DISTRIBUTION DATA TO BE AVAILABLE VIA SCADA.	ENHANCE RELIABILITY WITH REAL-TIME POWER MONITORING OF DISTRIBUTION LOADS, VOLTAGE AND POWER FACTOR. ADVANCED RTUS AND ASSOCIATED COMMUNICATION MEDIA WILL ENHANCE SERVICE RESTORATION FOLLOWING	\$ 460,330	SECOND HALF OF 2026
37		BERNARDS TOWNSHIP,BERNARDSVILLE BOROUGH,BRIDGEWATER TOWNSHIP,HARDING TOWNSHIP,WARREN TOWNSHIP	UPGRADE AGED AND LIMITED SUBSTATION RTU (REMOTE TERMINAL UNIT) WITH FIBER, CELLULAR AND/OR RADIO AND ADD POINTS TO ALLOW DISTRIBUTION DATA TO BE AVAILABLE VIA SCADA.	ENHANCE RELIABILITY WITH REAL-TIME POWER MONITORING OF DISTRIBUTION LOADS, VOLTAGE AND POWER FACTOR. ADVANCED RTUS AND ASSOCIATED COMMUNICATION MEDIA WILL ENHANCE SERVICE RESTORATION FOLLOWING	\$ 460,330	SECOND HALF OF 2026
38		BRICK TOWNSHIP,MANTOLOKING BOROUGH,TOMS RIVER TOWNSHIP	UPGRADE AGED AND LIMITED SUBSTATION RTU (REMOTE TERMINAL UNIT) WITH FIBER, CELLULAR AND/OR RADIO AND ADD POINTS TO ALLOW DISTRIBUTION DATA TO BE AVAILABLE VIA SCADA.	ENHANCE RELIABILITY WITH REAL-TIME POWER MONITORING OF DISTRIBUTION LOADS, VOLTAGE AND POWER FACTOR. ADVANCED RTUS AND ASSOCIATED COMMUNICATION MEDIA WILL ENHANCE SERVICE RESTORATION FOLLOWING	\$ 460,330	SECOND HALF OF 2026
39		CHESTERFIELD TOWNSHIP,JACKSON TOWNSHIP,MANSFIELD TOWNSHIP,NEW HANOVER TOWNSHIP,NORTH HANOVER TOWNSHIP,OCEAN TOWNSHIP,PEMBERTON BOROUGH,PEMBERTON TOWNSHIP,PLUMSTED TOWNSHIP SPRINGFIELD	UPGRADE AGED AND LIMITED SUBSTATION RTU (REMOTE TERMINAL UNIT) WITH FIBER, CELLULAR AND/OR RADIO AND ADD POINTS TO ALLOW DISTRIBUTION DATA TO BE AVAILABLE VIA SCADA.	ENHANCE RELIABILITY WITH REAL-TIME POWER MONITORING OF DISTRIBUTION LOADS, VOLTAGE AND POWER FACTOR. ADVANCED RTUS AND ASSOCIATED COMMUNICATION MEDIA WILL ENHANCE SERVICE RESTORATION FOLLOWING OUTAGES.	\$ 460,330	SECOND HALF OF 2026
40		BERNARDS TOWNSHIP,BERNARDSVILLE BOROUGH,CHESTER TOWNSHIP,DOVER TOWN,FLEMINGTON BOROUGH,HARDING TOWNSHIP,HOLLAND TOWNSHIP,MENDHAM BOROUGH,MENDHAM TOWNSHIP,MORRIS TOWNSHIP,MORRISTOWN TOWN,PEAPACK AND GLADSTONE BOROUGH,RANDOLPH TOWNSHIP SUMMIT CITY	UPGRADE AGED AND LIMITED SUBSTATION RTU (REMOTE TERMINAL UNIT) WITH FIBER, CELLULAR AND/OR RADIO AND ADD POINTS TO ALLOW DISTRIBUTION DATA TO BE AVAILABLE VIA SCADA.	ENHANCE RELIABILITY WITH REAL-TIME POWER MONITORING OF DISTRIBUTION LOADS, VOLTAGE AND POWER FACTOR. ADVANCED RTUS AND ASSOCIATED COMMUNICATION MEDIA WILL ENHANCE SERVICE RESTORATION FOLLOWING OUTAGES.	\$ 460,330	SECOND HALF OF 2026
<b>TOTAL 2026 COSTS</b>					<b>\$ 4,603,300</b>	
<b>RTU UPGRADES 2027</b>						
Location Count	LOCATION (Substation)	TOWNSHIP	DESCRIPTION	OBJECTIVE	COST ESTIMATE	PROJECTED IN-SERVICE DATE

Location Count	LOCATION (Substation)	TOWNSHIP	DESCRIPTION	OBJECTIVE	COST ESTIMATE	PROJECTED IN-SERVICE DATE
41		ANDOVER BOROUGH,ANDOVER TOWNSHIP,BYRAM TOWNSHIP,HARDYSTON TOWNSHIP,HOPATCONG BOROUGH,SPARTA TOWNSHIP,STANHOPE BOROUGH	UPGRADE AGED AND LIMITED SUBSTATION RTU (REMOTE TERMINAL UNIT) WITH FIBER, CELLULAR AND/OR RADIO AND ADD POINTS TO ALLOW DISTRIBUTION DATA TO BE AVAILABLE VIA SCADA	ENHANCE RELIABILITY WITH REAL-TIME POWER MONITORING OF DISTRIBUTION LOADS, VOLTAGE AND POWER FACTOR. ADVANCED RTUS AND ASSOCIATED COMMUNICATION MEDIA WILL ENHANCE SERVICE RESTORATION FOLLOWING	\$ 460,330	FIRST HALF OF 2027
42		MIDDLETOWN TOWNSHIP,RED BANK BOROUGH,SHREWSBURY BOROUGH,SHREWSBURY TOWNSHIP,TINTON FALLS BOROUGH	UPGRADE AGED AND LIMITED SUBSTATION RTU (REMOTE TERMINAL UNIT) WITH FIBER, CELLULAR AND/OR RADIO AND ADD POINTS TO ALLOW DISTRIBUTION DATA TO BE AVAILABLE VIA SCADA	ENHANCE RELIABILITY WITH REAL-TIME POWER MONITORING OF DISTRIBUTION LOADS, VOLTAGE AND POWER FACTOR. ADVANCED RTUS AND ASSOCIATED COMMUNICATION MEDIA WILL ENHANCE SERVICE RESTORATION FOLLOWING	\$ 460,330	FIRST HALF OF 2027
43		CHATHAM TOWNSHIP,EAST HANOVER TOWNSHIP,FLORHAM PARK BOROUGH,HANOVER TOWNSHIP,HARDING TOWNSHIP,MENDHAM TOWNSHIP,MORRIS TOWNSHIP,MORRISTOWN TOWN,MOUNT ARLINGTON BOROUGH,SPRINGFIELD	UPGRADE AGED AND LIMITED SUBSTATION RTU (REMOTE TERMINAL UNIT) WITH FIBER, CELLULAR AND/OR RADIO AND ADD POINTS TO ALLOW DISTRIBUTION DATA TO BE AVAILABLE VIA SCADA	ENHANCE RELIABILITY WITH REAL-TIME POWER MONITORING OF DISTRIBUTION LOADS, VOLTAGE AND POWER FACTOR. ADVANCED RTUS AND ASSOCIATED COMMUNICATION MEDIA WILL ENHANCE SERVICE RESTORATION FOLLOWING	\$ 460,330	FIRST HALF OF 2027
44		BERNARDS TOWNSHIP,GREEN BROOK TOWNSHIP,MILLBURN TOWNSHIP,WARREN TOWNSHIP,WATCHUNG BOROUGH	UPGRADE AGED AND LIMITED SUBSTATION RTU (REMOTE TERMINAL UNIT) WITH FIBER, CELLULAR AND/OR RADIO AND ADD POINTS TO ALLOW DISTRIBUTION DATA TO BE AVAILABLE VIA SCADA	ENHANCE RELIABILITY WITH REAL-TIME POWER MONITORING OF DISTRIBUTION LOADS, VOLTAGE AND POWER FACTOR. ADVANCED RTUS AND ASSOCIATED COMMUNICATION MEDIA WILL ENHANCE SERVICE RESTORATION FOLLOWING	\$ 460,330	FIRST HALF OF 2027
45		ANDOVER TOWNSHIP,FRANKFORD TOWNSHIP,FREDON TOWNSHIP,HAMPTON TOWNSHIP,HARDING TOWNSHIP,HARDYSTON TOWNSHIP,LAFAYETTE TOWNSHIP,NEWTON TOWN,STILLWATER TOWNSHIP	UPGRADE AGED AND LIMITED SUBSTATION RTU (REMOTE TERMINAL UNIT) WITH FIBER, CELLULAR AND/OR RADIO AND ADD POINTS TO ALLOW DISTRIBUTION DATA TO BE AVAILABLE VIA SCADA	ENHANCE RELIABILITY WITH REAL-TIME POWER MONITORING OF DISTRIBUTION LOADS, VOLTAGE AND POWER FACTOR. ADVANCED RTUS AND ASSOCIATED COMMUNICATION MEDIA WILL ENHANCE SERVICE RESTORATION FOLLOWING	\$ 460,330	FIRST HALF OF 2027
46		BRANCBURG TOWNSHIP,EAST AMWELL TOWNSHIP,FLEMINGTON BOROUGH,HILLSBOROUGH TOWNSHIP,RARITAN TOWNSHIP,READINGTON TOWNSHIP	UPGRADE AGED AND LIMITED SUBSTATION RTU (REMOTE TERMINAL UNIT) WITH FIBER, CELLULAR AND/OR RADIO AND ADD POINTS TO ALLOW DISTRIBUTION DATA TO BE AVAILABLE VIA SCADA	ENHANCE RELIABILITY WITH REAL-TIME POWER MONITORING OF DISTRIBUTION LOADS, VOLTAGE AND POWER FACTOR. ADVANCED RTUS AND ASSOCIATED COMMUNICATION MEDIA WILL ENHANCE SERVICE RESTORATION FOLLOWING	\$ 460,330	FIRST HALF OF 2027
47		ANDOVER TOWNSHIP,BYRAM TOWNSHIP,CHESTER TOWNSHIP,HOPATCONG BOROUGH,MOUNT OLIVE TOWNSHIP,NETCONG BOROUGH,ROXBURY TOWNSHIP,STANHOPE BOROUGH	UPGRADE AGED AND LIMITED SUBSTATION RTU (REMOTE TERMINAL UNIT) WITH FIBER, CELLULAR AND/OR RADIO AND ADD POINTS TO ALLOW DISTRIBUTION DATA TO BE AVAILABLE VIA SCADA	ENHANCE RELIABILITY WITH REAL-TIME POWER MONITORING OF DISTRIBUTION LOADS, VOLTAGE AND POWER FACTOR. ADVANCED RTUS AND ASSOCIATED COMMUNICATION MEDIA WILL ENHANCE SERVICE RESTORATION FOLLOWING	\$ 460,330	FIRST HALF OF 2027
48		ALLAMUCHY TOWNSHIP,BRANCBURG TOWNSHIP,CLINTON TOWNSHIP,FLEMINGTON BOROUGH,RARITAN TOWNSHIP,READINGTON TOWNSHIP	UPGRADE AGED AND LIMITED SUBSTATION RTU (REMOTE TERMINAL UNIT) WITH FIBER, CELLULAR AND/OR RADIO AND ADD POINTS TO ALLOW DISTRIBUTION DATA TO BE AVAILABLE VIA SCADA	ENHANCE RELIABILITY WITH REAL-TIME POWER MONITORING OF DISTRIBUTION LOADS, VOLTAGE AND POWER FACTOR. ADVANCED RTUS AND ASSOCIATED COMMUNICATION MEDIA WILL ENHANCE SERVICE RESTORATION FOLLOWING	\$ 460,330	FIRST HALF OF 2027
49		BERKELEY TOWNSHIP,BRICK TOWNSHIP,LAVALLETTTE BOROUGH,TOMS RIVER TOWNSHIP	UPGRADE AGED AND LIMITED SUBSTATION RTU (REMOTE TERMINAL UNIT) WITH FIBER, CELLULAR AND/OR RADIO AND ADD POINTS TO ALLOW DISTRIBUTION DATA TO BE AVAILABLE VIA SCADA	ENHANCE RELIABILITY WITH REAL-TIME POWER MONITORING OF DISTRIBUTION LOADS, VOLTAGE AND POWER FACTOR. ADVANCED RTUS AND ASSOCIATED COMMUNICATION MEDIA WILL ENHANCE SERVICE RESTORATION FOLLOWING	\$ 460,330	FIRST HALF OF 2027

Location Count	LOCATION (Substation)	TOWNSHIP	DESCRIPTION	OBJECTIVE	COST ESTIMATE	PROJECTED IN-SERVICE DATE
50		ALEXANDRIA TOWNSHIP,BETHELEHEM TOWNSHIP,FRANKLIN TOWNSHIP,HAMPTON BOROUGH,HIGH BRIDGE BOROUGH,INDEPENDENCE TOWNSHIP,LEBANON TOWNSHIP,MANSFIELD TOWNSHIP,MILFORD BOROUGH,UNION TOWNSHIP,WASHINGTON TOWNSHIP	UPGRADE AGED AND LIMITED SUBSTATION RTU (REMOTE TERMINAL UNIT) WITH FIBER, CELLULAR AND/OR RADIO AND ADD POINTS TO ALLOW DISTRIBUTION DATA TO BE AVAILABLE VIA SCADA.	ENHANCE RELIABILITY WITH REAL-TIME POWER MONITORING OF DISTRIBUTION LOADS, VOLTAGE AND POWER FACTOR. ADVANCED RTUS AND ASSOCIATED COMMUNICATION MEDIA WILL ENHANCE SERVICE RESTORATION FOLLOWING OUTAGES.	\$ 460,330	FIRST HALF OF 2027
51		BERKELEY TOWNSHIP,LAKEWOOD TOWNSHIP,MANCHESTER TOWNSHIP,OCEAN TOWNSHIP,SOUTH TOMS RIVER BOROUGH,TOMS RIVER TOWNSHIP	UPGRADE AGED AND LIMITED SUBSTATION RTU (REMOTE TERMINAL UNIT) WITH FIBER, CELLULAR AND/OR RADIO AND ADD POINTS TO ALLOW DISTRIBUTION DATA TO BE AVAILABLE VIA SCADA.	ENHANCE RELIABILITY WITH REAL-TIME POWER MONITORING OF DISTRIBUTION LOADS, VOLTAGE AND POWER FACTOR. ADVANCED RTUS AND ASSOCIATED COMMUNICATION MEDIA WILL ENHANCE SERVICE RESTORATION FOLLOWING OUTAGES.	\$ 460,330	SECOND HALF OF 2027
52		ASBURY PARK CITY,BERKELEY TOWNSHIP,DEAL BOROUGH,EATONTOWN BOROUGH,HOWELL TOWNSHIP,LONG BRANCH CITY,NEPTUNE TOWNSHIP,OCEAN TOWNSHIP,TINTON FALLS BOROUGH,WEST LONG BRANCH BOROUGH	UPGRADE AGED AND LIMITED SUBSTATION RTU (REMOTE TERMINAL UNIT) WITH FIBER, CELLULAR AND/OR RADIO AND ADD POINTS TO ALLOW DISTRIBUTION DATA TO BE AVAILABLE VIA SCADA.	ENHANCE RELIABILITY WITH REAL-TIME POWER MONITORING OF DISTRIBUTION LOADS, VOLTAGE AND POWER FACTOR. ADVANCED RTUS AND ASSOCIATED COMMUNICATION MEDIA WILL ENHANCE SERVICE RESTORATION FOLLOWING OUTAGES.	\$ 460,330	SECOND HALF OF 2027
53		ALLAMUCHY TOWNSHIP,GLEN GARDNER BOROUGH,HAMPTON BOROUGH,INDEPENDENCE TOWNSHIP,LEBANON TOWNSHIP,LONG HILL TOWNSHIP,MANSFIELD TOWNSHIP,MOUNT OLIVE TOWNSHIP,OXFORD TOWNSHIP,WASHINGTON BOROUGH,WASHINGTON TOWNSHIP	UPGRADE AGED AND LIMITED SUBSTATION RTU (REMOTE TERMINAL UNIT) WITH FIBER, CELLULAR AND/OR RADIO AND ADD POINTS TO ALLOW DISTRIBUTION DATA TO BE AVAILABLE VIA SCADA.	ENHANCE RELIABILITY WITH REAL-TIME POWER MONITORING OF DISTRIBUTION LOADS, VOLTAGE AND POWER FACTOR. ADVANCED RTUS AND ASSOCIATED COMMUNICATION MEDIA WILL ENHANCE SERVICE RESTORATION FOLLOWING OUTAGES.	\$ 460,330	SECOND HALF OF 2027
54		BEDMINSTER TOWNSHIP,BERNARDS TOWNSHIP,BERNARDSVILLE BOROUGH,CHATHAM TOWNSHIP,HARDING TOWNSHIP,MENDHAM TOWNSHIP,MORRIS TOWNSHIP,MORRISTOWN TOWN	UPGRADE AGED AND LIMITED SUBSTATION RTU (REMOTE TERMINAL UNIT) WITH FIBER, CELLULAR AND/OR RADIO AND ADD POINTS TO ALLOW DISTRIBUTION DATA TO BE AVAILABLE VIA SCADA.	ENHANCE RELIABILITY WITH REAL-TIME POWER MONITORING OF DISTRIBUTION LOADS, VOLTAGE AND POWER FACTOR. ADVANCED RTUS AND ASSOCIATED COMMUNICATION MEDIA WILL ENHANCE SERVICE RESTORATION FOLLOWING OUTAGES.	\$ 460,330	SECOND HALF OF 2027
55		OLD BRIDGE TOWNSHIP,SAYREVILLE BOROUGH	UPGRADE AGED AND LIMITED SUBSTATION RTU (REMOTE TERMINAL UNIT) WITH FIBER, CELLULAR AND/OR RADIO AND ADD POINTS TO ALLOW DISTRIBUTION DATA TO BE AVAILABLE VIA SCADA.	ENHANCE RELIABILITY WITH REAL-TIME POWER MONITORING OF DISTRIBUTION LOADS, VOLTAGE AND POWER FACTOR. ADVANCED RTUS AND ASSOCIATED COMMUNICATION MEDIA WILL ENHANCE SERVICE RESTORATION FOLLOWING OUTAGES.	\$ 460,330	SECOND HALF OF 2027
56		BEDMINSTER TOWNSHIP,BERNARDS TOWNSHIP,BERNARDSVILLE BOROUGH,BRANCHBURG TOWNSHIP,BRIDGEWATER TOWNSHIP,FAR HILLS BOROUGH,HARDING TOWNSHIP,SUMMIT CITY	UPGRADE AGED AND LIMITED SUBSTATION RTU (REMOTE TERMINAL UNIT) WITH FIBER, CELLULAR AND/OR RADIO AND ADD POINTS TO ALLOW DISTRIBUTION DATA TO BE AVAILABLE VIA SCADA.	ENHANCE RELIABILITY WITH REAL-TIME POWER MONITORING OF DISTRIBUTION LOADS, VOLTAGE AND POWER FACTOR. ADVANCED RTUS AND ASSOCIATED COMMUNICATION MEDIA WILL ENHANCE SERVICE RESTORATION FOLLOWING OUTAGES.	\$ 460,330	SECOND HALF OF 2027
57		CRANBURY TOWNSHIP,EAST BRUNSWICK TOWNSHIP,EAST WINDSOR TOWNSHIP,HELMETTA BOROUGH,JAMESBURG BOROUGH,MONROE TOWNSHIP,OLD BRIDGE TOWNSHIP,SOUTH BRUNSWICK TOWNSHIP,SPOTSWOOD	UPGRADE AGED AND LIMITED SUBSTATION RTU (REMOTE TERMINAL UNIT) WITH FIBER, CELLULAR AND/OR RADIO AND ADD POINTS TO ALLOW DISTRIBUTION DATA TO BE AVAILABLE VIA SCADA.	ENHANCE RELIABILITY WITH REAL-TIME POWER MONITORING OF DISTRIBUTION LOADS, VOLTAGE AND POWER FACTOR. ADVANCED RTUS AND ASSOCIATED COMMUNICATION MEDIA WILL ENHANCE SERVICE RESTORATION FOLLOWING OUTAGES.	\$ 460,330	SECOND HALF OF 2027

Location Count	LOCATION (Substation)	TOWNSHIP	DESCRIPTION	OBJECTIVE	COST ESTIMATE	PROJECTED IN-SERVICE DATE
58		CLINTON TOWNSHIP,FLEMINGTON BOROUGH,FRANKLIN TOWNSHIP,LEBANON BOROUGH,LEBANON TOWNSHIP,RARITAN TOWNSHIP,READINGTON TOWNSHIP	UPGRADE AGED AND LIMITED SUBSTATION RTU (REMOTE TERMINAL UNIT) WITH FIBER, CELLULAR AND/OR RADIO AND ADD POINTS TO ALLOW DISTRIBUTION DATA TO BE AVAILABLE VIA SCADA	ENHANCE RELIABILITY WITH REAL-TIME POWER MONITORING OF DISTRIBUTION LOADS, VOLTAGE AND POWER FACTOR. ADVANCED RTUS AND ASSOCIATED COMMUNICATION MEDIA WILL ENHANCE SERVICE RESTORATION FOLLOWING	\$ 460,330	SECOND HALF OF 2027
59		ATLANTIC HIGHLANDS BOROUGH,HIGHLANDS BOROUGH,MIDDLETOWN TOWNSHIP,RED BANK BOROUGH,RUMSON BOROUGH	UPGRADE AGED AND LIMITED SUBSTATION RTU (REMOTE TERMINAL UNIT) WITH FIBER, CELLULAR AND/OR RADIO AND ADD POINTS TO ALLOW DISTRIBUTION DATA TO BE AVAILABLE VIA SCADA	ENHANCE RELIABILITY WITH REAL-TIME POWER MONITORING OF DISTRIBUTION LOADS, VOLTAGE AND POWER FACTOR. ADVANCED RTUS AND ASSOCIATED COMMUNICATION MEDIA WILL ENHANCE SERVICE RESTORATION FOLLOWING	\$ 460,330	SECOND HALF OF 2027
60		BRANCHVILLE BOROUGH,FRANKFORD TOWNSHIP,HAMBURG BOROUGH,HAMPTON TOWNSHIP,HARDYSTON TOWNSHIP,MONTAGUE TOWNSHIP,STOCKTON BOROUGH,SUSSEX BOROUGH,VERNON TOWNSHIP,WANTAGE	UPGRADE AGED AND LIMITED SUBSTATION RTU (REMOTE TERMINAL UNIT) WITH FIBER, CELLULAR AND/OR RADIO AND ADD POINTS TO ALLOW DISTRIBUTION DATA TO BE AVAILABLE VIA SCADA	ENHANCE RELIABILITY WITH REAL-TIME POWER MONITORING OF DISTRIBUTION LOADS, VOLTAGE AND POWER FACTOR. ADVANCED RTUS AND ASSOCIATED COMMUNICATION MEDIA WILL ENHANCE SERVICE RESTORATION FOLLOWING	\$ 460,330	SECOND HALF OF 2027
<b>TOTAL 2027 COSTS</b>					<b>\$ 9,206,600</b>	

**RTU UPGRADES 2028**

Location Count	LOCATION (Substation)	TOWNSHIP	DESCRIPTION	OBJECTIVE	COST ESTIMATE	PROJECTED IN-SERVICE DATE
61		BOONTON TOWN,BOONTON TOWNSHIP,EAST HANOVER TOWNSHIP,KINNELON BOROUGH,MONTVILLE TOWNSHIP,PARSIPPANY TROY HILLS TOWNSHIP,ROCKAWAY BOROUGH,ROCKAWAY TOWNSHIP	UPGRADE AGED AND LIMITED SUBSTATION RTU (REMOTE TERMINAL UNIT) WITH FIBER, CELLULAR AND/OR RADIO AND ADD POINTS TO ALLOW DISTRIBUTION DATA TO BE AVAILABLE VIA SCADA	ENHANCE RELIABILITY WITH REAL-TIME POWER MONITORING OF DISTRIBUTION LOADS, VOLTAGE AND POWER FACTOR. ADVANCED RTUS AND ASSOCIATED COMMUNICATION MEDIA WILL ENHANCE SERVICE RESTORATION FOLLOWING	\$ 460,330	FIRST HALF OF 2028
62		BEACHWOOD BOROUGH,BERKELEY TOWNSHIP,ISLAND HEIGHTS BOROUGH,SOUTH TOMS RIVER BOROUGH,TOMS RIVER TOWNSHIP	UPGRADE AGED AND LIMITED SUBSTATION RTU (REMOTE TERMINAL UNIT) WITH FIBER, CELLULAR AND/OR RADIO AND ADD POINTS TO ALLOW DISTRIBUTION DATA TO BE AVAILABLE VIA SCADA	ENHANCE RELIABILITY WITH REAL-TIME POWER MONITORING OF DISTRIBUTION LOADS, VOLTAGE AND POWER FACTOR. ADVANCED RTUS AND ASSOCIATED COMMUNICATION MEDIA WILL ENHANCE SERVICE RESTORATION FOLLOWING	\$ 460,330	FIRST HALF OF 2028
63		NEW PROVIDENCE BOROUGH,PEMBERTON BOROUGH,PEMBERTON TOWNSHIP,SOUTHAMPTON TOWNSHIP,WOODLAND TOWNSHIP	UPGRADE AGED AND LIMITED SUBSTATION RTU (REMOTE TERMINAL UNIT) WITH FIBER, CELLULAR AND/OR RADIO AND ADD POINTS TO ALLOW DISTRIBUTION DATA TO BE AVAILABLE VIA SCADA	ENHANCE RELIABILITY WITH REAL-TIME POWER MONITORING OF DISTRIBUTION LOADS, VOLTAGE AND POWER FACTOR. ADVANCED RTUS AND ASSOCIATED COMMUNICATION MEDIA WILL ENHANCE SERVICE RESTORATION FOLLOWING	\$ 460,330	FIRST HALF OF 2028
64		FREEHOLD BOROUGH,FREEHOLD TOWNSHIP,JACKSON TOWNSHIP,LAKEWOOD TOWNSHIP	UPGRADE AGED AND LIMITED SUBSTATION RTU (REMOTE TERMINAL UNIT) WITH FIBER, CELLULAR AND/OR RADIO AND ADD POINTS TO ALLOW DISTRIBUTION DATA TO BE AVAILABLE VIA SCADA	ENHANCE RELIABILITY WITH REAL-TIME POWER MONITORING OF DISTRIBUTION LOADS, VOLTAGE AND POWER FACTOR. ADVANCED RTUS AND ASSOCIATED COMMUNICATION MEDIA WILL ENHANCE SERVICE RESTORATION FOLLOWING	\$ 460,330	FIRST HALF OF 2028
65		FRANKLIN TOWNSHIP,HARMONY TOWNSHIP,LEBANON TOWNSHIP,MANSFIELD TOWNSHIP,OXFORD TOWNSHIP,WASHINGTON BOROUGH,WASHINGTON TOWNSHIP,WHITE TOWNSHIP	UPGRADE AGED AND LIMITED SUBSTATION RTU (REMOTE TERMINAL UNIT) WITH FIBER, CELLULAR AND/OR RADIO AND ADD POINTS TO ALLOW DISTRIBUTION DATA TO BE AVAILABLE VIA SCADA	ENHANCE RELIABILITY WITH REAL-TIME POWER MONITORING OF DISTRIBUTION LOADS, VOLTAGE AND POWER FACTOR. ADVANCED RTUS AND ASSOCIATED COMMUNICATION MEDIA WILL ENHANCE SERVICE RESTORATION FOLLOWING	\$ 460,330	SECOND HALF OF 2028

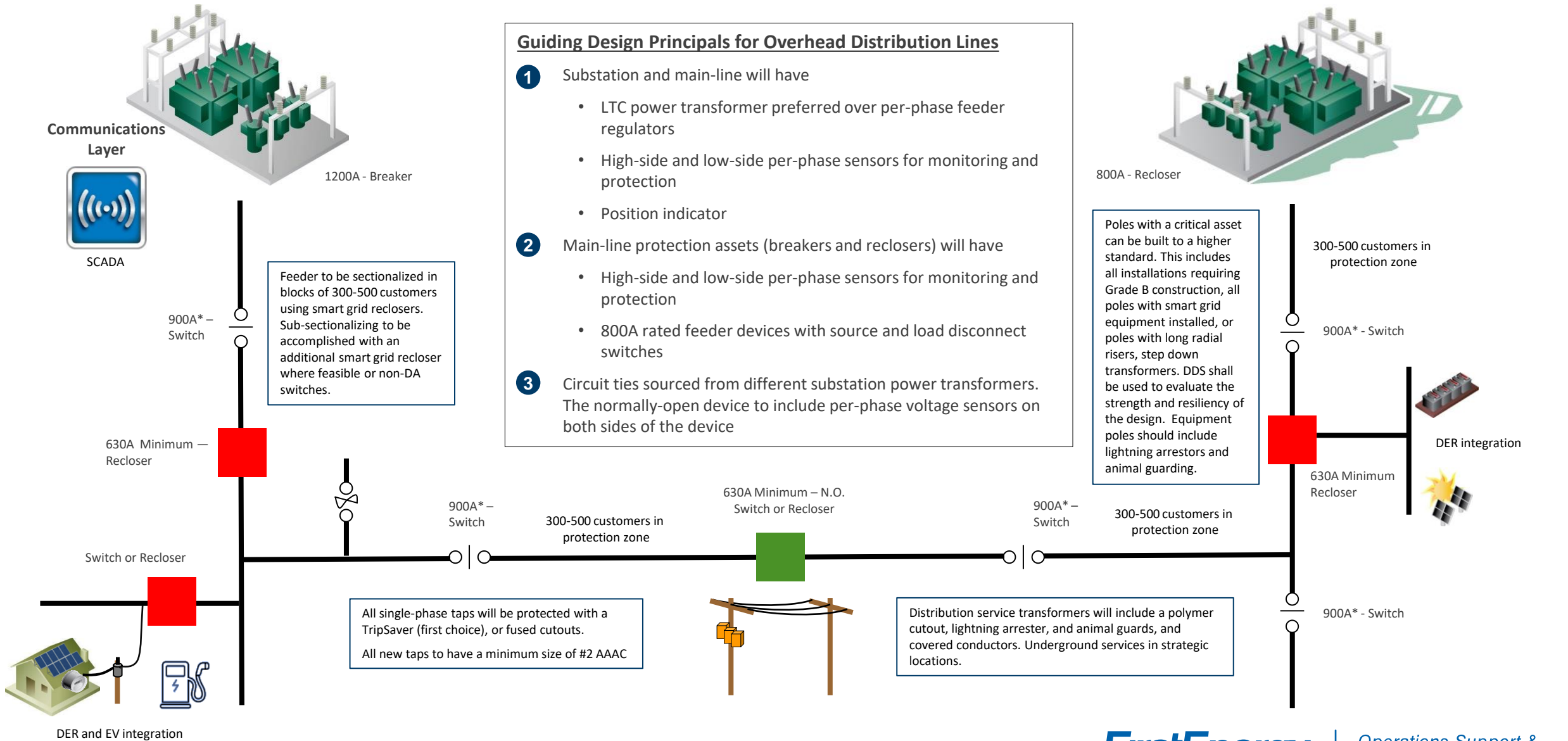
Location Count	LOCATION (Substation)	TOWNSHIP	DESCRIPTION	OBJECTIVE	COST ESTIMATE	PROJECTED IN-SERVICE DATE
66		CLINTON TOWNSHIP,DELAWARE TOWNSHIP,EAST AMWELL TOWNSHIP,FLEMINGTON BOROUGH,FRANKLIN TOWNSHIP,FREEHOLD TOWNSHIP,RARITAN TOWNSHIP,READINGTON TOWNSHIP	UPGRADE AGED AND LIMITED SUBSTATION RTU (REMOTE TERMINAL UNIT) WITH FIBER, CELLULAR AND/OR RADIO AND ADD POINTS TO ALLOW DISTRIBUTION DATA TO BE AVAILABLE VIA SCADA	ENHANCE RELIABILITY WITH REAL-TIME POWER MONITORING OF DISTRIBUTION LOADS, VOLTAGE AND POWER FACTOR. ADVANCED RTUS AND ASSOCIATED COMMUNICATION MEDIA WILL ENHANCE SERVICE RESTORATION FOLLOWING	\$ 460,330	SECOND HALF OF 2028
67		CHATHAM TOWNSHIP,HARDING TOWNSHIP,MADISON BOROUGH,MORRIS TOWNSHIP,MORRISTOWN TOWN,PARSIPPANY TROY HILLS TOWNSHIP	UPGRADE AGED AND LIMITED SUBSTATION RTU (REMOTE TERMINAL UNIT) WITH FIBER, CELLULAR AND/OR RADIO AND ADD POINTS TO ALLOW DISTRIBUTION DATA TO BE AVAILABLE VIA SCADA	ENHANCE RELIABILITY WITH REAL-TIME POWER MONITORING OF DISTRIBUTION LOADS, VOLTAGE AND POWER FACTOR. ADVANCED RTUS AND ASSOCIATED COMMUNICATION MEDIA WILL ENHANCE SERVICE RESTORATION FOLLOWING	\$ 460,330	SECOND HALF OF 2028
68		ANDOVER BOROUGH,ANDOVER TOWNSHIP,HAMPTON TOWNSHIP,HARDYSTON TOWNSHIP,JEFFERSON TOWNSHIP,LAFAYETTE TOWNSHIP,ROXBURY TOWNSHIP,SPARTA TOWNSHIP,STILLWATER	UPGRADE AGED AND LIMITED SUBSTATION RTU (REMOTE TERMINAL UNIT) WITH FIBER, CELLULAR AND/OR RADIO AND ADD POINTS TO ALLOW DISTRIBUTION DATA TO BE AVAILABLE VIA SCADA	ENHANCE RELIABILITY WITH REAL-TIME POWER MONITORING OF DISTRIBUTION LOADS, VOLTAGE AND POWER FACTOR. ADVANCED RTUS AND ASSOCIATED COMMUNICATION MEDIA WILL ENHANCE SERVICE RESTORATION FOLLOWING	\$ 460,330	SECOND HALF OF 2028
<b>TOTAL 2028 COSTS</b>					<b>\$ 3,682,640</b>	

**RTU UPGRADES 2029**

Location Count	LOCATION (Substation)	TOWNSHIP	DESCRIPTION	OBJECTIVE	COST ESTIMATE	PROJECTED IN-SERVICE DATE
69		RARITAN TOWNSHIP	UPGRADE AGED AND LIMITED SUBSTATION RTU (REMOTE TERMINAL UNIT) WITH FIBER, CELLULAR AND/OR RADIO AND ADD POINTS TO ALLOW DISTRIBUTION DATA TO BE AVAILABLE VIA SCADA	ENHANCE RELIABILITY WITH REAL-TIME POWER MONITORING OF DISTRIBUTION LOADS, VOLTAGE AND POWER FACTOR. ADVANCED RTUS AND ASSOCIATED COMMUNICATION MEDIA WILL ENHANCE SERVICE RESTORATION FOLLOWING	\$ 460,330	FIRST HALF OF 2029
70		FREEHOLD TOWNSHIP	UPGRADE AGED AND LIMITED SUBSTATION RTU (REMOTE TERMINAL UNIT) WITH FIBER, CELLULAR AND/OR RADIO AND ADD POINTS TO ALLOW DISTRIBUTION DATA TO BE AVAILABLE VIA SCADA	ENHANCE RELIABILITY WITH REAL-TIME POWER MONITORING OF DISTRIBUTION LOADS, VOLTAGE AND POWER FACTOR. ADVANCED RTUS AND ASSOCIATED COMMUNICATION MEDIA WILL ENHANCE SERVICE RESTORATION FOLLOWING	\$ 460,330	FIRST HALF OF 2029
71		MADISON TOWNSHIP	UPGRADE AGED AND LIMITED SUBSTATION RTU (REMOTE TERMINAL UNIT) WITH FIBER, CELLULAR AND/OR RADIO AND ADD POINTS TO ALLOW DISTRIBUTION DATA TO BE AVAILABLE VIA SCADA	ENHANCE RELIABILITY WITH REAL-TIME POWER MONITORING OF DISTRIBUTION LOADS, VOLTAGE AND POWER FACTOR. ADVANCED RTUS AND ASSOCIATED COMMUNICATION MEDIA WILL ENHANCE SERVICE RESTORATION FOLLOWING	\$ 460,330	FIRST HALF OF 2029
72		BERKELEY TOWNSHIP	UPGRADE AGED AND LIMITED SUBSTATION RTU (REMOTE TERMINAL UNIT) WITH FIBER, CELLULAR AND/OR RADIO AND ADD POINTS TO ALLOW DISTRIBUTION DATA TO BE AVAILABLE VIA SCADA	ENHANCE RELIABILITY WITH REAL-TIME POWER MONITORING OF DISTRIBUTION LOADS, VOLTAGE AND POWER FACTOR. ADVANCED RTUS AND ASSOCIATED COMMUNICATION MEDIA WILL ENHANCE SERVICE RESTORATION FOLLOWING	\$ 460,330	FIRST HALF OF 2029
73		SUMMIT CITY	UPGRADE AGED AND LIMITED SUBSTATION RTU (REMOTE TERMINAL UNIT) WITH FIBER, CELLULAR AND/OR RADIO AND ADD POINTS TO ALLOW DISTRIBUTION DATA TO BE AVAILABLE VIA SCADA	ENHANCE RELIABILITY WITH REAL-TIME POWER MONITORING OF DISTRIBUTION LOADS, VOLTAGE AND POWER FACTOR. ADVANCED RTUS AND ASSOCIATED COMMUNICATION MEDIA WILL ENHANCE SERVICE RESTORATION FOLLOWING	\$ 460,330	FIRST HALF OF 2029

Location Count	LOCATION (Substation)	TOWNSHIP	DESCRIPTION	OBJECTIVE	COST ESTIMATE	PROJECTED IN-SERVICE DATE
74		EAST HANOVER TOWNSHIP	UPGRADE AGED AND LIMITED SUBSTATION RTU (REMOTE TERMINAL UNIT) WITH FIBER, CELLULAR AND/OR RADIO AND ADD POINTS TO ALLOW DISTRIBUTION DATA TO BE AVAILABLE VIA SCADA	ENHANCE RELIABILITY WITH REAL-TIME POWER MONITORING OF DISTRIBUTION LOADS, VOLTAGE AND POWER FACTOR. ADVANCED RTUS AND ASSOCIATED COMMUNICATION MEDIA WILL ENHANCE SERVICE RESTORATION FOLLOWING	\$ 460,330	FIRST HALF OF 2029
75		MILLBURN TOWNSHIP	UPGRADE AGED AND LIMITED SUBSTATION RTU (REMOTE TERMINAL UNIT) WITH FIBER, CELLULAR AND/OR RADIO AND ADD POINTS TO ALLOW DISTRIBUTION DATA TO BE AVAILABLE VIA SCADA	ENHANCE RELIABILITY WITH REAL-TIME POWER MONITORING OF DISTRIBUTION LOADS, VOLTAGE AND POWER FACTOR. ADVANCED RTUS AND ASSOCIATED COMMUNICATION MEDIA WILL ENHANCE SERVICE RESTORATION FOLLOWING	\$ 460,330	FIRST HALF OF 2029
76		SUMMIT CITY	UPGRADE AGED AND LIMITED SUBSTATION RTU (REMOTE TERMINAL UNIT) WITH FIBER, CELLULAR AND/OR RADIO AND ADD POINTS TO ALLOW DISTRIBUTION DATA TO BE AVAILABLE VIA SCADA	ENHANCE RELIABILITY WITH REAL-TIME POWER MONITORING OF DISTRIBUTION LOADS, VOLTAGE AND POWER FACTOR. ADVANCED RTUS AND ASSOCIATED COMMUNICATION MEDIA WILL ENHANCE SERVICE RESTORATION FOLLOWING	\$ 460,330	FIRST HALF OF 2029
<b>TOTAL 2029 COSTS</b>					<b>\$ 3,682,640</b>	

# Distribution Circuit of the Future



- Guiding Design Principals for Overhead Distribution Lines**
- Substation and main-line will have
    - LTC power transformer preferred over per-phase feeder regulators
    - High-side and low-side per-phase sensors for monitoring and protection
    - Position indicator
  - Main-line protection assets (breakers and reclosers) will have
    - High-side and low-side per-phase sensors for monitoring and protection
    - 800A rated feeder devices with source and load disconnect switches
  - Circuit ties sourced from different substation power transformers. The normally-open device to include per-phase voltage sensors on both sides of the device

Feeder to be sectionalized in blocks of 300-500 customers using smart grid reclosers. Sub-sectionalizing to be accomplished with an additional smart grid recloser where feasible or non-DA switches.

All single-phase taps will be protected with a TripSaver (first choice), or fused cutouts. All new taps to have a minimum size of #2 AAAC

Distribution service transformers will include a polymer cutout, lightning arrester, and animal guards, and covered conductors. Underground services in strategic locations.

Poles with a critical asset can be built to a higher standard. This includes all installations requiring Grade B construction, all poles with smart grid equipment installed, or poles with long radial risers, step down transformers. DDS shall be used to evaluate the strength and resiliency of the design. Equipment poles should include lightning arrestors and animal guarding.



<b>Capital Baseline</b>	<b>2024</b>	<b>2025</b>	<b>2026</b>	<b>2027</b>	<b>2028</b>	<b>2029</b>
<b>Proposed Baseline Capital<sup>1</sup></b>	<b>\$ 147,000,000</b>	<b>\$ 147,000,000</b>	<b>\$ 147,000,000</b>	<b>\$ 147,000,000</b>	<b>\$ 147,000,000</b>	<b>\$ 147,000,000</b>

<b>Base Capital Similar to EnergizeNJ<sup>2</sup></b>	<b>2024</b>	<b>2025</b>	<b>2026</b>	<b>2027</b>	<b>2028</b>	<b>2029</b>	<b>Total</b>
<b>Grid Modernization</b>	\$ 935,475	\$ 1,113,759	\$ 170,000	\$ 17,327,755	\$ 7,976,948	\$ 4,435,205	\$ 31,959,143
<b>System Resiliency</b>			\$ 7,538,501	\$ 20,899,635	\$ 8,308,072	\$ 3,793,479	\$ 40,539,688
<b>Substation Modernization</b>			\$ 398,316	\$ 2,374,495	\$ 4,748,990	\$ 2,374,495	\$ 9,896,296
	<b>\$ 935,475</b>	<b>\$ 1,113,759</b>	<b>\$ 8,106,817</b>	<b>\$ 40,601,885</b>	<b>\$ 21,034,010</b>	<b>\$ 10,603,179</b>	<b>\$ 82,395,126</b>

<b>Total EnergizeNJ Capital</b>	\$ 110,764,378	\$ 186,058,459	\$ 115,809,079	\$ 217,574,906	\$ 97,809,811	\$ 95,934,628	\$ 823,951,261
<b>Base Capital Similar to EnergizeNJ</b>	\$ 935,475	\$ 1,113,759	\$ 8,106,817	\$ 40,601,885	\$ 21,034,010	\$ 10,603,179	\$ 82,395,126
<b>Base Capital Ratio to Total EnergizeNJ</b>	<b>1%</b>	<b>1%</b>	<b>7%</b>	<b>19%</b>	<b>22%</b>	<b>11%</b>	<b>10%</b>

(1) Proposed baseline is the 5-year average of 2018 - 2022 base capital spend. Refer to Schedule DIG-2.

(2) The Company acknowledges it must maintain capital expenditures in base capital at least equal to 10% of the approved JCP&L EnergizeNJ.

JCP&L Capital Expenditure Summary 2018 - 2022  
 Identified by Major Categories

Schedule DIG-2

<b>Major Category</b>	<b>2018</b>	<b>2019</b>	<b>2020</b>	<b>2021</b>	<b>2022</b>	<b>5-Year Avg</b>
<b>Metering</b>	\$ 7,934,259	\$ 7,203,467	\$ 7,072,154	\$ 7,005,844	\$ 7,224,084	\$ 7,287,962
<b>Other</b>	\$ 47,714,844	\$ (6,298,895)	\$ 11,073,332	\$ 1,685,440	\$ (4,684,228)	\$ 9,898,099
<b>Replacements &amp; Improvements</b>	\$ 58,970,579	\$ 75,298,700	\$ 69,350,348	\$ 74,331,225	\$ 77,018,583	\$ 70,993,887
<b>Vegetation Management</b>	\$ -	\$ -	\$ -	\$ -	\$ -	\$ -
<b>Reliability</b>	\$ 12,207,305	\$ 28,331,813	\$ 24,955,718	\$ 20,508,173	\$ 18,780,145	\$ 20,956,631
<b>Street Lighting</b>	\$ 7,849,291	\$ 9,049,693	\$ 9,527,244	\$ 11,414,000	\$ 9,994,390	\$ 9,566,924
<b>System Reinforcements</b>	\$ 8,324,513	\$ 11,032,782	\$ 27,565,484	\$ 19,645,054	\$ 19,337,151	\$ 17,180,997
<b>Facilities</b>	\$ 2,593,388	\$ 3,039,681	\$ 2,676,573	\$ 5,394,959	\$ 8,966,367	\$ 4,534,194
<b>Tools &amp; Equipment</b>	\$ 3,123,336	\$ 6,435,033	\$ 2,384,991	\$ 9,301,559	\$ 11,576,330	\$ 6,564,249
<b>Total Base Capital</b>	<b>\$ 148,717,515</b>	<b>\$ 134,092,276</b>	<b>\$ 154,605,844</b>	<b>\$ 149,286,253</b>	<b>\$ 148,212,823</b>	<b>\$ 146,982,942</b>
<b>Damage Claims</b>	\$ 1,099,581	\$ 4,830,401	\$ 4,901,270	\$ 3,822,306	\$ 7,324,712	
<b>Joint Use</b>	\$ 487,230	\$ 2,341,075	\$ 5,219,679	\$ 4,172,773	\$ 3,746,970	
<b>New Business</b>	\$ 16,790,717	\$ 43,451,497	\$ 40,066,997	\$ 45,844,718	\$ 46,238,374	
<b>Relocations</b>	\$ (275,970)	\$ 5,041,370	\$ 6,193,866	\$ 8,413,716	\$ 7,124,285	
<b>Storms</b>	\$ 112,430,224	\$ 60,484,369	\$ 74,364,461	\$ 37,611,853	\$ 28,628,489	
<b>Total Other Than Base Capital</b>	<b>\$ 130,531,781</b>	<b>\$ 116,148,714</b>	<b>\$ 130,746,273</b>	<b>\$ 99,865,367</b>	<b>\$ 93,062,829</b>	
<b>Energy Efficiency</b>	\$ -	\$ -	\$ -	\$ 4,407,069	\$ 27,058,532	
<b>AMI</b>	\$ -	\$ -	\$ -	\$ -	\$ 18,388,286	
<b>EV Program</b>	\$ -	\$ -	\$ -	\$ -	\$ 314,958	
<b>IIP Reliability Plus Program</b>	\$ -	\$ 39,052,555	\$ 62,132,960	\$ -	\$ -	
<b>Investment Programs</b>	\$ -	\$ 39,052,555	\$ 62,132,960	\$ 4,407,069	\$ 45,761,776	
<b>Total Distribution</b>	<b>\$ 279,249,297</b>	<b>\$ 289,293,544</b>	<b>\$ 347,485,078</b>	<b>\$ 253,558,689</b>	<b>\$ 287,037,428</b>	

Month	2024	2025	2026	2027	2028	2029	Total
January	\$ -	\$ 4,789,733	\$ 2,248,974	\$ 10,231,095	\$ 3,082,524	\$ 3,538,953	\$ 23,891,279
February	\$ -	\$ 4,789,733	\$ 2,248,974	\$ 10,231,095	\$ 3,000,074	\$ 3,538,953	\$ 23,808,829
March	\$ -	\$ 13,394,434	\$ 7,736,142	\$ 18,295,626	\$ 8,852,346	\$ 8,481,378	\$ 56,759,926
April	\$ -	\$ 4,789,733	\$ 2,248,974	\$ 10,231,095	\$ 3,000,074	\$ 3,459,198	\$ 23,729,074
May	\$ -	\$ 4,789,733	\$ 2,248,974	\$ 10,231,095	\$ 3,082,524	\$ 3,459,198	\$ 23,811,524
June	\$ 12,400,675	\$ 80,880,994	\$ 78,569,336	\$ 86,146,370	\$ 61,258,377	\$ 84,060,127	\$ 403,315,879
July	\$ 12,415,113	\$ 4,799,041	\$ 2,282,973	\$ 10,216,657	\$ 3,043,601	\$ -	\$ 32,757,385
August	\$ 21,361,224	\$ 4,799,041	\$ 2,282,973	\$ 10,216,657	\$ 3,043,601	\$ -	\$ 41,703,496
September	\$ 12,415,113	\$ 13,403,742	\$ 7,770,141	\$ 18,363,638	\$ 8,561,488	\$ -	\$ 60,514,122
October	\$ 12,415,113	\$ 4,799,041	\$ 2,282,973	\$ 10,299,107	\$ 3,126,051	\$ -	\$ 32,922,285
November	\$ 12,415,113	\$ 4,799,041	\$ 2,282,973	\$ 10,299,107	\$ 3,126,051	\$ -	\$ 32,922,285
December	\$ 28,277,502	\$ 41,137,952	\$ 11,712,487	\$ 53,415,248	\$ 15,667,113	\$ -	\$ 150,210,303
<b>Total</b>	<b>\$ 111,699,853</b>	<b>\$ 187,172,218</b>	<b>\$ 123,915,896</b>	<b>\$ 258,176,791</b>	<b>\$ 118,843,821</b>	<b>\$ 106,537,807</b>	<b>\$ 906,346,387</b>

**BEFORE THE  
NEW JERSEY BOARD OF PUBLIC UTILITIES**

**In The Matter Of The Verified Petition Of Jersey Central Power & Light  
Company For Approval Of An Infrastructure Investment Program II  
("EnergizeNJ")**

**BPU Docket No. \_\_\_\_\_**

**Direct Testimony**

**Of**

**Carol A. Pittavino**

**On Behalf Of  
Jersey Central Power & Light Company**

**November 9, 2023**

**TABLE OF CONTENTS**

I. INTRODUCTION .....1

II. REVENUE REQUIREMENTS .....4

III. BASE RATE ADJUSTMENT FILINGS .....11

IV. BILL IMPACTS .....18

V. CONCLUSION.....20

**DIRECT TESTIMONY  
OF  
CAROL A. PITTAVINO**

**EXHIBIT JC-3**

1

**I. INTRODUCTION**

2 **Q. Please state your name and business address.**

3 A. My name is Carol A. Pittavino and my business address is 800 Cabin Hill Drive,  
4 Greensburg, PA 15601.

5 **Q. By whom are you employed and in what capacity?**

6 A. I am employed by FirstEnergy Service Company (“FESC”) in the Rates & Regulatory  
7 Affairs Department for Jersey Central Power & Light Company (“JCP&L” or the  
8 “Company”).

9 **Q. Please describe your professional experience.**

10 A. I am employed by FESC, and my title is Manager in the New Jersey Rates & Regulatory  
11 Affairs Department for JCP&L. I report to Mark A. Mader, New Jersey Director of Rates  
12 & Regulatory Affairs. My principal responsibilities are to provide financial and analytical  
13 support for JCP&L.

14 **Q. Please briefly describe your educational and professional background.**

15 A. I graduated from Seton Hill University (then College) in May 2000 with a Bachelor of  
16 Science degree with a major in Accounting. I earned my Pennsylvania Certified Public  
17 Accountant license in September 2003.

18 In August 2012, I was employed by JCP&L as a Rates Analyst. From November 2017  
19 to January 2019, I held an Analyst position in the FirstEnergy Transmission Business  
20 Services area, while continuing to support Rates and Regulatory Affairs. In January 2019,  
21 I returned to JCP&L Rates and Regulatory Affairs.

1 I was employed at United Health Group from October 2010 to July 2012 as a Senior  
2 Accountant. From October 2003 to September 2010, I was employed by Allegheny  
3 Energy, Inc. as a Senior Accountant in the Regulatory Accounting Department. From May  
4 2001 through September 2003, I was employed at S.R. Snodgrass as a Senior Accountant.  
5 S.R. Snodgrass is a regional public accounting firm which performs external and internal  
6 audit services for their clients. I functioned as an External Auditor assisting in the drafting  
7 and inspection of the financial records of clients, which ultimately resulted in issuing an  
8 opinion on their financial records.

9 From June 1985 through April 2001, I was employed at the First National Bank of  
10 Herminie. I held various positions when I was employed by the bank. I progressed through  
11 all aspects of branch operations which resulted in Branch Manager. I accepted a position  
12 in the finance department as an Accountant and functioned in this capacity until the bank  
13 was acquired by The First National Bank of Pennsylvania in April 2001.

14 **Q. Have you previously testified in BPU proceedings?**

15 A. Yes. I submitted testimony (direct, supplemental and rebuttal) on behalf of JCP&L in the  
16 Company's 2012 base rate case in BPU Docket No. ER12111052, direct testimony in its  
17 2016 base rate case in BPU Docket No. ER16040383, direct testimony in its 2020 base rate  
18 case in BPU Docket No. ER20020146 and direct testimony in its 2023 base rate case in  
19 BPU Docket No. ER23030144. I have also submitted direct testimony in support of the  
20 Company's Verified Petitions for approval of its Advanced Metering Infrastructure  
21 Program in BPU Docket No. EO20080545; its Energy Efficiency and Conservation Plan  
22 including Energy Efficiency and Peak Demand Reduction Programs ("EE&C Plan I") in

1 BPU Docket No. EO20090620; and rate adjustments pursuant to its Reliability Plus  
2 Infrastructure Investment Program in BPU Docket No. ER19091238.

3 **Q. Please describe the purpose of your direct testimony.**

4 A. JCP&L is proposing an Infrastructure Investment Program II (“EnergizeNJ” or “Program”)  
5 in its Petition filed with the New Jersey Board of Public Utilities (“Board” or “BPU”) in  
6 this matter. In my direct testimony, I will address the revenue requirements calculation for  
7 EnergizeNJ, the associated cost recovery methodology, and the requirements of the  
8 Board’s rules regarding the Program’s base rate adjustment filings, bill impacts, and tariffs.  
9 In addition, I will discuss JCP&L’s forecasted depreciation expense and a proposed  
10 adjustment to Pension and OPEB expense for purposes of the earnings test. My testimony  
11 provides detailed schedules setting forth the proposed project revenue requirements,  
12 estimated rates and projected bill impacts over the Program’s proposed five-year life.

13 **Q. Please briefly describe JCP&L’s proposed cost recovery methodology for**  
14 **EnergizeNJ.**

15 A. The Company is proposing to recover the revenue requirements through its base rates via  
16 annual and semi-annual base rate adjustment filings. While this proposal is generally  
17 consistent with the Board’s Infrastructure Investment and Recovery (“II&R”) rules,  
18 codified at N.J.A.C. 14:3-2A.1 et seq., JCP&L is seeking a waiver of the provision of the  
19 II&R rules that states that “[r]ates approved by the Board for recovery of expenditures  
20 under an Infrastructure Investment Program shall be . . . recovered through a separate  
21 clause of the utility’s Board-approved tariff.” See N.J.A.C. 14:3-2A.6(d). The details of



1 the costs to be recovered, as well as the rate mechanism to recover such costs, are set forth  
2 below in this testimony.

## 3 II. REVENUE REQUIREMENTS

4 **Q. How does JCP&L propose to calculate the revenue requirements?**

5 A. For each base rate adjustment filing, JCP&L proposes to calculate the revenue  
6 requirements associated with the Program costs using the following formula:

$$7 \quad \textit{Revenue Requirements} = [(\textit{Pre-Tax Cost of Capital} * \textit{Rate Base}) \\ 8 \quad + \textit{Depreciation and/or Amortization}]$$

9 The Company will also apply the appropriate factor to collect applicable sales and use tax  
10 (“SUT”).

11 **Q. Please describe the components of JCP&L’s proposed revenue requirement  
12 calculation.**

13 A. The “Pre-Tax Cost of Capital \* Rate Base” component provides recovery of the return on  
14 the Program investment. The term “Pre-Tax Cost of Capital” means JCP&L’s pre-tax  
15 overall weighted average cost of capital (“WACC”) for the Program. JCP&L proposes to  
16 earn a return on its net investment in EnergizeNJ based upon an authorized return on equity  
17 (“ROE”) and capital structure including income tax effects. The Company’s initial WACC  
18 for the Program will be based on the ROE, long-term debt and capital structure approved  
19 by the Board on October 28, 2020 in the 2020 JCP&L base rate case, BPU Docket No.  
20 ER20020146. JCP&L proposes the initial pre-tax WACC to be 9.34 percent. *See* Schedule  
21 CAP-1 for the calculation of the current Pre-Tax and After-Tax WACC. Any change in  
22 the WACC authorized by the Board following this filing, including the 2023 distribution

1 base rate case pending in BPU Docket No. ER23030144, will be reflected in the subsequent  
2 revenue requirement calculations and subsequent base rate adjustment filings for  
3 EnergizeNJ.<sup>1</sup> Any changes to current tax rates will be reflected in an adjustment to the  
4 WACC.

5 The term “Rate Base” refers to all plant constructed and in-service (“Plant In-Service”)  
6 less the associated accumulated depreciation and/or amortization and less accumulated  
7 deferred income taxes (“ADIT”). The book recovery of each asset class and its associated  
8 tax depreciation will be based on current depreciation rates.

9 ADIT is calculated as book depreciation less tax depreciation, multiplied by the  
10 statutory composite federal and state income tax rate, which is currently 28.11%. Any  
11 future changes to the book or tax depreciation rates during the Program construction period  
12 and at the time of each rate adjustment, will be reflected in the accumulated depreciation  
13 and/or ADIT calculation described above.

14 The “Depreciation and/or Amortization” component provides for recovery of the  
15 Company’s investment in the Program assets over the useful book life of each asset class.  
16 The book recovery of each asset class will be based on current depreciation rates, which,  
17 as shown here, include net salvage. *See* chart below.

---

<sup>1</sup> If JCP&L’s pending base rate case in Docket No. ER23030144 concludes prior to the Board’s approval of EnergizeNJ, then the Board-approved WACC from that case will be the initial WACC for the Program.

JERSEY CENTRAL POWER & LIGHT COMPANY		
Calculated Annual Depreciation Accruals Related to Distribution (as of December 31, 2012)		
Plant Account	Distribution Plant	Total Annual Accrual (%)
360.12	Distribution Substation Easements	1.31
360.22	Distribution Line Easements	0.73
361.00	Structures and Improvements	0.83
361.20	Structures and Improvements - Clearing	1.50
362.00	Substation Equipment	1.39
364.00	Poles, Towers and Fixtures	2.90
365.00	Overhead Conductors and Devices	2.72
365.10	Overhead Conductors and Devices - Clearing	1.56
366.00	Underground Conduit	1.29
367.00	Underground Conductors and Devices	1.89
368.00	Line Transformers	2.54
369.00	Services	1.21
370.00	Meters	7.47
371.00	Installations on Customer premises	4.18
373.00	Street Lighting and Signal Systems	3.33
<b>Total Distribution Plant Average</b>		<b>2.39</b>

1

2

3

4

5

6

7

8

9

**Q. Please describe the type of expenditures to be included in rate base.**

10

A. Rate base includes all capital expenditures associated with the EnergizeNJ projects,

11

including actual costs of engineering, design, construction, and property acquisition,

1 including actual labor, materials, overhead, and capitalized allowance for funds used  
2 during construction (“AFUDC”) associated with the projects (the “Capital Investment  
3 Costs”). Capital Investment Costs will be recorded in an associated Construction Work In-  
4 Progress (“CWIP”) account during construction and then in a Plant In-Service account  
5 upon the respective project being deemed used and useful.

6 **Q. Does rate base include net of salvage?**

7 A. Yes. Under Federal Energy Regulatory Commission (“FERC”) accounting rules, net  
8 salvage is recorded as part of accumulated depreciation. Net salvage rates are included as  
9 part of the depreciation accrual rates.

10 **Q. Will any of the Program expenditures be eligible for AFUDC?**

11 A. Yes, they will. The Board’s II&R rule at N.J.A.C. 14:3-2A.4(e) recognizes AFUDC as a  
12 component of construction costs representing the net cost of borrowed funds and an equity  
13 return rate used during the period of construction. AFUDC will be applied to capitalized  
14 costs for any and all projects that that have been started, but not placed in service within  
15 the same calendar month.

16 **Q. How will AFUDC be calculated on eligible projects?**

17 A. The Company accrues AFUDC on eligible projects utilizing the “full FERC method” as  
18 set forth in FERC Order 561. AFUDC is accrued monthly and capitalized to CWIP until  
19 the project is placed in service.

1 **Q. Will the Company utilize AFUDC once the projects are placed in service?**

2 A. No. The Company will not accrue any AFUDC on projects that have already been placed  
3 in service. This is consistent with the Board's II&R rules at N.J.A.C. 14:3-2A.4(e).

4 **Q. Will any CWIP balances be included in the revenue requirement calculation?**

5 A. No. Consistent with N.J.A.C. 14:3-2A.6(a), and as discussed above, only Plant In Service  
6 is included in rate base in the revenue requirement calculation, meaning plant that is  
7 functioning for its intended purpose, is in use (*i.e.*, not under construction), and useful (*i.e.*,  
8 actively helping the Company provide service). Thus, the Company's annual and semi-  
9 annual base rate adjustment filings will seek recovery only for projects identified in  
10 EnergizeNJ that have been placed in Plant In Service.

11 **Q. Is there a witness sponsoring the expenditures that you use to calculate revenue**  
12 **requirements?**

13 A. Yes. The projected expenditures for the Program projects are \$934.8 million, which are  
14 provided by Company witness Dana I. Gibellino in Schedule DIG-3 to her direct testimony  
15 (Exhibit JC-2).

16 **Q. Does the revenue requirements calculation reflect the pertinent provisions of the Tax**  
17 **Cut and Jobs Act?**

18 A. Yes. The revenue requirement reflects the new federal corporate tax rate of 21%. Tax  
19 depreciation uses Modified Accelerated Recovery Systems ("MACRS") depreciation rules  
20 without bonus depreciation.

1 **Q. Have you provided a schedule showing the calculation of revenue requirements?**

2 A. Yes. Schedule CAP-2 to this direct testimony sets forth an illustrative calculation of the  
3 EnergizeNJ revenue requirements for annual and semi-annual periods, which I have  
4 calculated based on the forecasted capital costs and in-service dates provided by Ms.  
5 Gibellino in Schedule DIG-3 to her direct testimony (Exhibit JC-2).

6 **Q. Does the Company propose annual baseline capital spending levels over the duration  
7 of EnergizeNJ (see N.J.A.C. 14:3-2A.3(a) and (b) and 14:3-2A.5(b)(6))?**

8 A. Yes. The Company proposes annual baseline capital spending levels for its Program over  
9 its duration, as set forth in Schedule DIG-1 to Ms. Gibellino's testimony. While the  
10 Company plans to meet the baseline capital spending level on a program-year basis, the  
11 Company nonetheless will meet the requirements in the regulations regarding baseline  
12 capital spending levels, provided its baseline capital spending meets or exceeds the  
13 established baseline capital spending level, on average, over the five-year duration of  
14 EnergizeNJ.

15 **Q. What is the basis for the Company's proposed annual baseline capital spending  
16 levels?**

17 A. The establishment of annual baseline spending levels is a regulatory condition for the  
18 approval of an infrastructure investment program such as EnergizeNJ. As set forth in the  
19 II&R Rules, the annual baseline spending levels are the level of capital investment that  
20 must be achieved during the term of the Program that can only be recovered via base rates  
21 (i.e., N.J.A.C. 14:3-2A.3(a)). During the term of EnergizeNJ, the Company proposes base  
22 capital expenditures of \$147 million as its annual baseline. The baseline was established

1 using a 5-year historical average of base capital expenditures, as set forth in Schedule DIG-  
2 2 to the testimony of Ms. Gibellino. The base capital excludes certain capital expenditures,  
3 such as customer requested work, storm costs and damage claims, which are uncontrollable  
4 costs for services provided on demand and/or request and consequently are not appropriate  
5 to include in the baseline.

6 The Company's approach is consistent with N.J.A.C. 14:3-2A.3(b), which requires the  
7 utility to provide appropriate data to justify its proposed annual baseline spending levels,  
8 which may include historical capital expenditure budgets, projected capital expenditure  
9 budgets, depreciation expense, and/or any other data relevant to the utility's proposed  
10 baseline spending level. N.J.A.C. 14:3-2A.3(c) provides that the Board may consider such  
11 data, including depreciation expenses, in establishing annual baseline spending levels.

12 **Q. Does the Company plan to make capital expenditures, within its baseline capital**  
13 **expenditures, on projects similar to those included in EnergizeNJ that will not be**  
14 **recovered via the accelerated rate recovery mechanism?**

15 A. Yes, the Company plans to maintain capital expenditures of at least 10% of the approved  
16 Program expenditures on projects similar to those proposed in JCP&L Reliability Plus.  
17 These capital expenditures will be made in the normal course of business and recovered in  
18 future base rate proceedings. Such capital expenditures will not be recovered via the  
19 accelerated rate recovery mechanism described in this direct testimony, which is consistent  
20 with the II&R rules, N.J.A.C. 14:3-2A.2(c). This is demonstrated in Schedule DIG-1 to  
21 Ms. Gibellino's direct testimony (Exhibit JC-2).

22

**III. BASE RATE ADJUSTMENT FILINGS**

**Q. How does the Company propose to recover the revenue requirements as described above?**

A. The Company proposes to recover the revenue requirements associated with the Program through base rate adjustment filings (*i.e.*, base rate roll-ins) no more frequently than a semi-annual basis, consistent with the II&R Rules, N.J.A.C. 14:3-2A.6(a). As stated in Ms. Gibellino’s direct testimony, the Company plans to begin construction work on or about June 1, 2024. The Company anticipates that its first semi-annual base rate adjustment filing will provide for recovery of revenue requirements for plant placed into service through December 31, 2024, with rates taking effect on April 1, 2025.

Based on the forecasted capital expenditures and in-service dates, the target schedule for annual and semi-annual base rate adjustment filings is listed below. The Company reserves the right to deviate from this schedule based on unforeseen circumstances such as material and/or construction delays and major storms provided, however, it meets the filing requirements of the regulations.

<b>JCP&amp;L EnergizeNJ Target Rate Filing Schedule</b>				
<b>Filing</b>	<b>Initial Filing</b>	<b>Investment as of</b>	<b>Update for Actuals</b>	<b>Rates Effective</b>
1	October 15, 2024	December 31, 2024	January 15, 2025	April 1, 2025
2	April 15, 2025	June 30, 2025	July 15, 2025	October 1, 2025
3	April 15, 2026	June 30, 2026	July 15, 2026	October 1, 2026
4	April 15, 2027	June 30, 2027	July 15, 2027	October 1, 2027
5	October 15, 2027	December 31, 2027	January 15, 2028	April 1, 2028
6	October 15, 2028	December 31, 2028	January 15, 2029	April 1, 2029
7	April 15, 2029	June 30, 2029	July 15, 2029	October 1, 2029



1 Under the proposed schedule, base rate adjustment filings would occur no more frequently  
2 than each October 15 and April 15, following the above-identified filings with the Board.

3 **Q. Is JCP&L’s cost recovery proposal consistent with the Board’s II&R regulations?**

4 A. Yes, with one exception. The Company’s cost recovery proposal is for semi-annual and  
5 annual rate recovery filings and JCP&L will seek recovery, at a minimum, of at least ten  
6 percent (10%) of the overall Program expenditures, in accord with N.J.A.C. 14:3-2A.6 (a)  
7 and (b). In addition, JCP&L’s proposal is consistent with the requirements of N.J.A.C.  
8 14:3-2A.6 (c) and (e through i), as I discuss below.

9 However, rather than recovering Program costs through a “separate clause of the  
10 utility’s Board-approved tariff” as specified in N.J.A.C. 14:3-2A.6(d), JCP&L is proposing  
11 to recover the costs via semi-annual and annual base rate adjustments. In its Petition, the  
12 Company is requesting a waiver of this subpart of N.J.A.C. 14:3-2A.6(d) to accommodate  
13 this aspect of the cost recovery mechanism.

14 **Q Why is JCP&L proposing to recover the Program costs through base rate**  
15 **adjustments rather than via a separate clause of its tariff?**

16 A. There are several reasons. First, the majority of the costs under the Program will be capital  
17 expenditures. Capital investments of this nature are commonly recovered via inclusion in  
18 a utility’s rate base rather than through a rate clause.

19 Second, by including Program costs directly in base rates, the Board-approved rate  
20 design for the Company’s base rates will apply. Rate design in a rate clause or rider does  
21 not always match the design of base rates.

1 Third is administrative ease. It obviates the need for an additional rate clause. This  
2 would reduce administrative burdens on both JCP&L and the Board.

3 **Q. Is each EnergizeNJ rate filing conditioned on a minimum level of investment?**

4 A. Yes. Each rate filing will include a minimum investment level of ten percent (10%) of the  
5 total Program capital investment consistent with the II&R rules, N.J.A.C. 14:3-2A.6(b).  
6 The Program investment is defined as all capital expenditures, excluding AFUDC. Based  
7 on the proposed expenditure forecast for EnergizeNJ, JCP&L's initial filing is planned for  
8 October 15, 2024 for rates effective April 1, 2025.

9 **Q. Will the rate requests to recover additional Program investments be subject to an**  
10 **earnings test?**

11 A. Yes, the Company will include an appropriate earnings test in each rate filing to adjust base  
12 rates. The earnings test will be calculated in accordance with the description in Attachment  
13 D, item number 14, as attached to the Company's Stipulation of Settlement as provided in  
14 the JCP&L Reliability Plus Program Final Decision and Order approving the Stipulation  
15 of Settlement in BPU Docket No. EO18070728. If the Company exceeds the allowed ROE  
16 from the utility's last base rate case by fifty basis points or more for the most recent twelve-  
17 month period, the pending full rate adjustment shall not be allowed for the applicable filing  
18 period.

1 **Q. Should JCP&L’s ROE exceed the earnings test threshold (i.e., its most recent**  
2 **authorized ROE plus 50 basis points), when would JCP&L be permitted to recover**  
3 **on the incremental capital investment?**

4 A. Should JCP&L’s ROE exceed the earnings test threshold, JCP&L would continue to  
5 recover on its capital investments associated with EnergizeNJ that have already been  
6 included in base rates; however, it would only be permitted to recover additional capital  
7 investments through a base rate adjustment once its ROE was equal to or below the  
8 earnings test threshold or at the conclusion of its next base rate case, whichever comes first.

9 **Q. How does the Company propose to calculate this earnings test?**

10 A. The earnings test shall be determined based on the actual net income of the utility for the  
11 most recent twelve-month period divided by the average of the beginning and ending  
12 common equity balances for the corresponding period, subject to certain adjustments. *See*  
13 N.J.A.C. 14:3-2A.6(h). The Company will utilize FERC accounting data from the twelve-  
14 month period. In a manner similar to capital expenditures, the Company will provide nine  
15 months of actual data and three months of forecast data at the time of its initial filing. The  
16 three months of forecasted data will be updated with actual information at the same time  
17 the Company updates investment for actual periods as set forth in the schedule above. An  
18 adjustment to the earnings calculation to pension and Other Post-Employment Benefits  
19 (“OPEB”) expense will be made using the following steps: (1) remove the pension and  
20 OPEB mark-to-market gains/losses recorded by JCP&L; and (2) include, for EnergizeNJ  
21 earnings test purposes, the recalculated amount of the most recent 12-month test-year  
22 pension and OPEB expense by amortizing the net accumulated actuarial loss over future  
23 periods using the delayed recognition method.

1 **Q. Why is it necessary to include an adjustment to the pension and OPEB expense in the**  
2 **earnings test?**

3 A. JCP&L’s book pension and OPEB expense is now determined using an entirely different  
4 accounting method than is used to determine the pension and OPEB expense for  
5 ratemaking purposes. In 2011, FirstEnergy and its subsidiaries (including JCP&L), under  
6 Accounting Standards Codification (“ASC”) 715 “Compensation-Retirement Benefits,”  
7 elected to change the method by which they accounted for pension and OPEB expense  
8 whereby actuarial gains and losses – representing the change in value of plan assets or  
9 obligations - are recognized immediately in earnings (referred to as “mark-to-market  
10 accounting”, or “immediate recognition”) as opposed to its previous method, which  
11 amortized those costs into earnings over a future period (referred to as “delayed  
12 recognition”). For ratemaking purposes, JCP&L uses the delayed recognition  
13 methodology, *i.e.*, the accounting methodology by which it accounted for pension and  
14 OPEB expense prior to the accounting change and which is consistent with the  
15 recommendations of the Administrative Law Judge (“ALJ”) in the Company’s 2012 base  
16 rate case and the BPU’s determinations in the Company’s 2016 and 2020 base rate cases.

17 Using the immediate recognition methodology would be problematic with regards to  
18 the earnings test because, unlike the ratemaking method endorsed by the BPU, it results in  
19 the full amount of actuarial gains and losses being recognized in earnings immediately, in  
20 the year incurred. These gains or losses can be tens of millions of dollars in a single year.  
21 However, using delayed recognition, actuarial gains and losses would be amortized over a  
22 future period, which levelizes the annual impact to operating expense. Delayed recognition  
23 results in less volatile pension/OPEB expense and, therefore earnings, producing a more

1 representative, steady-state view of the annual earnings from the Company's operations for  
2 the earnings test.

3 **Q. Why should this adjustment be incorporated in the earnings test for EnergizeNJ?**

4 A. JCP&L considers the proposed adjustment to be an accounting adjustment, replacing one  
5 accepted method of Generally Accepted Accounting Principles "GAAP" accounting with  
6 another, based on the same costs for pension/OPEB expense. This accounting adjustment  
7 is proper in the context of the Program earnings test to correlate the accounting treatment  
8 for pension/OPEB expense with the accounting treatment used by the Board for  
9 ratemaking.

10 **Q. Will the BPU, Board Staff and/or Rate Counsel have an opportunity to review the**  
11 **actual expenditures of the Program?**

12 A. Yes. As addressed above, following BPU approval of the Program, JCP&L will make  
13 annual and semi-annual filings in a process providing actual expenditures as they exist at  
14 the time of the initial filing and in the update filing. BPU Staff and Rate Counsel may  
15 review each rate filing to ensure that the revenue requirements and proposed rates are being  
16 calculated in accordance with the BPU Order approving the Program. Further, in  
17 accordance with N.J.A.C. 14:3-2A.6(e), the rate adjustments established in the annual and  
18 semi-annual EnergizeNJ base rate adjustment filings are provisional. The prudence of the  
19 Company's Program expenditures will be reviewed by Staff and Rate Counsel as part of  
20 JCP&L's subsequent base rate cases following the filings. The base rate changes via the  
21 annual and semi-annual adjustment filings are subject to refund until final determination  
22 in a base rate case by the Board that JCP&L prudently incurred these capital expenditures.

1 **Q. Does the Company plan to file a future base rate case in connection with EnergizeNJ?**

2 A. Yes. The Company proposes that it will file its next rate case not later than five years after  
3 the start date of EnergizeNJ (*e.g.*, if implemented June 1, 2024, the next base rate filing  
4 would be made not later than June 1, 2029). Should the Company elect to file a base rate  
5 case before the conclusion of EnergizeNJ, that would also satisfy the base rate case filing  
6 requirement of the II&R regulations.

7 **Q. What is the projected revenue requirement for the initial rate recovery period?**

8 A. The revenue requirement for the forecasted initial base rate adjustment will be for Plant In-  
9 Service from Board approval of EnergizeNJ through December 31, 2024, and is currently  
10 forecasted to be \$1,057,260 for the period June 1, 2024 through December 31, 2024. *See*  
11 *Schedule CAP-2.*

12 **Q. What rate design is the Company proposing to use for the base rate adjustments?**

13 A. The Company proposes to allocate the revenue requirement associated with each base rate  
14 adjustment proportionately with the total non-customer related revenue allocations by  
15 service classification approved in the Company's most recent 2020 base rate case. The  
16 revenue requirement allocated to each service classification will be recovered through kWh  
17 charge for residential and small commercial customers on Service Classifications RS, RT,  
18 RGT and GS, kW charge for large C/I customers on Service Classifications GST, GP and  
19 GT, and Fixture charge for lighting customers on Service Classifications OL, SVL, ISL,  
20 MVL and LED. The detailed calculations supporting the rate for the first forecasted filing  
21 is shown in Schedule CAP-3. In addition, Schedule CAP-3 provides a summary of the

1 proposed rates for all forecasted rate filings. Any rate design changes, which would occur  
2 from subsequent base rate cases will be incorporated into future filings.

#### 3 **IV. BILL IMPACTS**

4 **Q. Please address the current level of JCP&L's rates.**

5 A. JCP&L's rates (delivery and total including basic generation service ("BGS")) are  
6 generally the lowest for residential customers among the State's four electric distribution  
7 companies. "Delivery" refers to the distribution rate plus the non-bypassable rate charges  
8 and taxes; "total" refers to the delivery rate plus BGS charges.

9 **Q. What are the annual EnergizeNJ rate impacts to the typical residential customer?**

10 A. Based upon the forecasted rates shown in Schedule CAP-3, the bill impacts for a typical  
11 residential customer, as well as rate class average customers for each rate period over the  
12 duration of EnergizeNJ, are set forth in Schedule CAP-4. Based on the estimated revenue  
13 requirements provided in Schedule CAP-2, the initial bill impact of the proposed rates  
14 effective on April 1, 2025, for the initial rate filing period to the typical residential customer  
15 who uses 783 kilowatt hour ("kWh") per month is an increase of 0.5% or approximately  
16 \$0.54 per month from current bill based on rates in effect on October 1, 2023.

17 A summary of the bill impact on a typical residential customer for each year of  
18 EnergizeNJ compared to the current average monthly bill is shown in the following chart.

Typical Residential Customer on RS Rate								
	Current Monthly Bill (1)	Proposed Monthly Bill (2)	Proposed Monthly Bill (2)	Proposed Monthly Bill (2)	Proposed Monthly Bill (2)	Proposed Monthly Bill (2)	Proposed Monthly Bill (2)	Proposed Monthly Bill (2)
Effective Date		4/1/2025	10/1/2025	10/1/2026	10/1/2027	4/1/2028	4/1/2029	10/1/2029
Residential (RS) using 783 kW per Month	\$ 116.88	\$ 117.42	\$ 118.07	\$ 118.95	\$ 119.94	\$ 120.14	\$ 120.25	\$ 121.04
Incremental Increase		\$ 0.54	\$ 0.66	\$ 0.88	\$ 0.99	\$ 0.20	\$ 0.10	\$ 0.79
% of Incremental Increase		0.5%	0.6%	0.7%	0.8%	0.2%	0.1%	0.7%

Note: (1) Rates effective as of October 1, 2023  
(2) IIP rates rolled into Base Rates effective as proposed, all other rates unchanged from October 1, 2023.

1  
2  
3  
4  
5  
6  
7  
8  
9  
10  
11  
12  
13  
14  
15  
16  
17  
18  
19

The maximum cumulative bill impact from EnergizeNJ on a typical residential customer over the entire duration of the Program is a modest increase of approximately \$4.16, or about 3.6% of the current average monthly bill. However, the average incremental bill impact from any individual base rate adjustment over the course of the Program will be a fraction of that cumulative impact.

**Q. Does the Company propose to hold public comment hearings on EnergizeNJ?**

A. Yes. The Company proposes to hold public comment hearings in accordance with the BPU II&R rules, N.J.A.C. 14:3-2A.5(d). A proposed form of public notice of filing and public hearing, including the proposed rates and bill impacts attributable to the proposed implementation of the Program, will be provided to Board Staff and Rate Counsel shortly following the EnergizeNJ filing.

**Q. Please list the schedules attached to this direct testimony.**

- A. The schedules are as follows:
  - Schedule CAP-1** – Weighted Average Cost of Capital
  - Schedule CAP-2** – Revenue Requirements For EnergizeNJ Rate Filings
  - Schedule CAP-3** – Rate Derivation and Proof of Revenues
  - Schedule CAP-4** – Bill Impact Summary



1

2

V. CONCLUSION

3 Q. Does this conclude your pre-filed direct testimony at this time?

4 A. Yes.

**Weighted Average Cost of Capital (WACC)**

	<u>Ratio</u>	<u>Rate</u>	<u>Pre-Tax</u>	<u>Post-Tax</u>
Debt	48.56%	5.08%	2.47%	2.47%
Equity	51.44%	9.60%	6.87%	4.94%
			9.34%	7.41%
Tax Rate	28.11%			
Tax Factor	1.39			

Jersey Central Power Light Company  
Revenue Requirement Calculation

Schedule CAP-2

Rate Base Calculation						Monthly Revenue Requirement		
	Cumulative PIS	Cumulative Reserve	NBV	ADIT	Rate Base	Depreciation	Return	Total
January 2024	\$0	\$0	\$0	\$0	\$0	\$0	\$0	\$0
February 2024	\$0	\$0	\$0	\$0	\$0	\$0	\$0	\$0
March 2024	\$0	\$0	\$0	\$0	\$0	\$0	\$0	\$0
April 2024	\$0	\$0	\$0	\$0	\$0	\$0	\$0	\$0
May 2024	\$0	\$0	\$0	\$0	\$0	\$0	\$0	\$0
June 2024	\$10,943,018	\$1,303,348	\$12,246,366	(\$3,486)	\$12,242,880	\$21,795	\$95,265	\$117,060
July 2024	\$21,886,036	\$2,598,027	\$24,484,062	(\$10,459)	\$24,473,604	\$43,590	\$190,435	\$234,025
August 2024	\$41,775,164	\$3,853,092	\$45,628,256	(\$23,767)	\$45,604,489	\$83,203	\$354,859	\$438,062
September 2024	\$52,718,182	\$5,086,362	\$57,804,544	(\$40,562)	\$57,763,983	\$104,998	\$449,474	\$554,472
October 2024	\$63,661,200	\$6,297,838	\$69,959,037	(\$60,843)	\$69,898,195	\$126,793	\$543,893	\$670,686
November 2024	\$74,604,218	\$7,487,518	\$82,091,735	(\$84,610)	\$82,007,126	\$148,588	\$638,116	\$786,704
December 2024	\$101,409,624	\$8,623,811	\$110,033,436	(\$116,916)	\$109,916,519	\$201,975	\$855,285	\$1,057,260
January 2025	\$105,183,066	\$9,338,223	\$114,521,289	(\$150,425)	\$114,370,863	\$209,490	\$889,945	\$1,099,435
February 2025	\$108,956,507	\$10,045,120	\$119,001,627	(\$185,137)	\$118,816,490	\$217,005	\$924,537	\$1,141,542
March 2025	\$121,334,649	\$10,727,364	\$132,062,013	(\$223,792)	\$131,838,221	\$241,658	\$1,025,862	\$1,267,520
April 2025	\$125,108,090	\$11,402,093	\$136,510,183	(\$263,649)	\$136,246,534	\$249,173	\$1,060,164	\$1,309,337
May 2025	\$128,881,531	\$12,069,307	\$140,950,838	(\$304,708)	\$140,646,130	\$256,688	\$1,094,399	\$1,351,087
June 2025	\$208,746,233	\$12,577,457	\$221,323,690	(\$380,103)	\$220,943,587	\$415,752	\$1,719,211	\$2,134,963
July 2025	\$212,519,674	\$13,086,554	\$225,606,228	(\$465,593)	\$225,140,635	\$423,267	\$1,751,869	\$2,175,136
August 2025	\$216,293,115	\$13,588,135	\$229,881,250	(\$568,447)	\$229,312,803	\$430,782	\$1,784,334	\$2,215,116
September 2025	\$228,671,257	\$14,065,063	\$242,736,320	(\$684,137)	\$242,052,183	\$455,435	\$1,883,462	\$2,338,897
October 2025	\$232,444,698	\$14,534,477	\$246,979,175	(\$809,922)	\$246,169,253	\$462,950	\$1,915,498	\$2,378,448
November 2025	\$236,218,139	\$14,996,375	\$251,214,514	(\$945,801)	\$250,268,713	\$470,465	\$1,947,396	\$2,417,861
December 2025	\$276,330,492	\$15,378,383	\$291,708,875	(\$1,116,242)	\$290,592,633	\$550,355	\$2,261,166	\$2,811,521
January 2026	\$277,745,263	\$15,583,577	\$293,328,840	(\$1,290,200)	\$292,038,639	\$553,173	\$2,272,417	\$2,825,590
February 2026	\$279,160,034	\$15,785,952	\$294,945,986	(\$1,467,675)	\$293,478,311	\$555,991	\$2,283,620	\$2,839,611
March 2026	\$286,061,974	\$15,974,581	\$302,036,555	(\$1,657,408)	\$300,379,147	\$569,737	\$2,337,317	\$2,907,054
April 2026	\$287,476,745	\$16,160,392	\$303,637,138	(\$1,850,657)	\$301,786,480	\$572,555	\$2,348,268	\$2,920,823
May 2026	\$288,891,517	\$16,343,385	\$305,234,902	(\$2,047,424)	\$303,187,478	\$575,373	\$2,359,169	\$2,934,542
June 2026	\$366,621,550	\$16,376,203	\$382,997,753	(\$2,332,464)	\$380,665,289	\$730,185	\$2,962,041	\$3,692,226
July 2026	\$367,158,956	\$16,363,904	\$383,522,860	(\$2,619,352)	\$380,903,509	\$731,255	\$2,963,895	\$3,695,150
August 2026	\$367,696,363	\$16,350,535	\$384,046,897	(\$2,906,952)	\$381,139,945	\$732,325	\$2,965,734	\$3,698,059
September 2026	\$373,172,220	\$16,326,260	\$389,498,480	(\$3,204,966)	\$386,293,513	\$743,231	\$3,005,835	\$3,749,066
October 2026	\$373,709,626	\$16,300,915	\$390,010,541	(\$3,504,829)	\$386,505,712	\$744,301	\$3,007,487	\$3,751,788
November 2026	\$374,247,032	\$16,274,500	\$390,521,532	(\$3,806,540)	\$386,714,992	\$745,371	\$3,009,115	\$3,754,486

Jersey Central Power Light Company  
Revenue Requirement Calculation

Schedule CAP-2

December	2026	\$383,271,001	\$16,230,112	\$399,501,113	(\$4,140,318)	\$395,360,795	\$763,344	\$3,076,390	\$3,839,734
January	2027	\$390,312,600	\$16,786,996	\$407,099,597	(\$4,477,010)	\$402,622,587	\$777,369	\$3,132,896	\$3,910,265
February	2027	\$397,354,199	\$17,329,856	\$414,684,055	(\$4,816,615)	\$409,867,440	\$791,394	\$3,189,269	\$3,980,663
March	2027	\$411,653,876	\$17,844,236	\$429,498,112	(\$5,164,814)	\$424,333,298	\$819,874	\$3,301,831	\$4,121,705
April	2027	\$418,695,475	\$18,344,591	\$437,040,066	(\$5,515,926)	\$431,524,140	\$833,899	\$3,357,785	\$4,191,684
May	2027	\$425,737,074	\$18,830,921	\$444,567,995	(\$5,869,952)	\$438,698,043	\$847,924	\$3,413,607	\$4,261,531
June	2027	\$494,260,426	\$19,180,775	\$513,441,201	(\$6,297,551)	\$507,143,650	\$984,400	\$3,946,197	\$4,930,597
July	2027	\$501,642,739	\$19,502,801	\$521,145,539	(\$6,726,177)	\$514,419,362	\$999,103	\$4,002,811	\$5,001,914
August	2027	\$509,025,052	\$19,810,124	\$528,835,175	(\$7,154,784)	\$521,680,392	\$1,013,806	\$4,059,311	\$5,073,117
September	2027	\$523,684,754	\$20,092,886	\$543,777,640	(\$7,589,657)	\$536,187,983	\$1,043,003	\$4,172,198	\$5,215,201
October	2027	\$531,236,682	\$20,360,607	\$551,597,289	(\$8,025,612)	\$543,571,677	\$1,058,044	\$4,229,652	\$5,287,696
November	2027	\$538,688,610	\$20,613,486	\$559,302,097	(\$8,462,617)	\$550,839,479	\$1,072,886	\$4,286,204	\$5,359,090
December	2027	\$584,895,065	\$20,774,338	\$605,669,403	(\$8,913,443)	\$596,755,959	\$1,164,914	\$4,643,490	\$5,808,404
January	2028	\$586,288,791	\$20,187,498	\$606,476,289	(\$9,369,814)	\$597,106,476	\$1,167,690	\$4,646,218	\$5,813,908
February	2028	\$587,612,902	\$19,593,386	\$607,206,288	(\$9,831,707)	\$597,374,581	\$1,170,327	\$4,648,304	\$5,818,631
March	2028	\$594,199,468	\$18,990,791	\$613,190,259	(\$10,304,992)	\$602,885,267	\$1,183,445	\$4,691,184	\$5,874,629
April	2028	\$595,523,579	\$18,380,924	\$613,904,503	(\$10,783,800)	\$603,120,703	\$1,186,082	\$4,693,016	\$5,879,098
May	2028	\$596,917,305	\$17,772,916	\$614,690,221	(\$11,268,152)	\$603,422,070	\$1,188,858	\$4,695,361	\$5,884,219
June	2028	\$651,118,547	\$17,052,322	\$668,170,868	(\$11,805,042)	\$656,365,826	\$1,296,809	\$5,107,328	\$6,404,137
July	2028	\$652,442,658	\$16,368,660	\$668,811,318	(\$12,346,653)	\$656,464,664	\$1,299,446	\$5,108,097	\$6,407,543
August	2028	\$653,766,769	\$15,682,361	\$669,449,130	(\$12,892,013)	\$656,557,117	\$1,302,083	\$5,108,816	\$6,410,899
September	2028	\$660,056,979	\$14,983,534	\$675,040,513	(\$13,447,956)	\$661,592,557	\$1,314,611	\$5,147,998	\$6,462,609
October	2028	\$661,450,705	\$14,286,568	\$675,737,273	(\$14,008,779)	\$661,728,493	\$1,317,387	\$5,149,056	\$6,466,443
November	2028	\$662,844,431	\$13,586,825	\$676,431,256	(\$14,574,403)	\$661,856,854	\$1,320,163	\$5,150,055	\$6,470,218
December	2028	\$675,529,703	\$12,857,182	\$688,386,885	(\$15,172,858)	\$673,214,027	\$1,345,428	\$5,238,428	\$6,583,856
January	2029	\$677,878,753	\$12,351,527	\$690,230,280	(\$15,771,724)	\$674,458,556	\$1,350,107	\$5,248,112	\$6,598,219
February	2029	\$680,227,803	\$11,841,193	\$692,068,996	(\$16,370,945)	\$675,698,051	\$1,354,786	\$5,257,756	\$6,612,542
March	2029	\$687,025,035	\$11,317,322	\$698,342,357	(\$16,973,714)	\$681,368,643	\$1,368,324	\$5,301,880	\$6,670,204
April	2029	\$689,304,470	\$10,786,724	\$700,091,194	(\$17,576,815)	\$682,514,379	\$1,372,864	\$5,310,796	\$6,683,660
May	2029	\$691,583,904	\$10,251,586	\$701,835,490	(\$18,180,305)	\$683,655,185	\$1,377,404	\$5,319,673	\$6,697,077
June	2029	\$766,404,175	\$9,567,431	\$775,971,607	(\$18,824,094)	\$757,147,513	\$1,526,421	\$5,891,533	\$7,417,954
July	2029	\$766,404,175	\$8,041,010	\$774,445,186	(\$19,466,452)	\$754,978,734	\$1,526,421	\$5,874,657	\$7,401,078
August	2029	\$766,404,175	\$6,514,589	\$772,918,765	(\$20,106,481)	\$752,812,284	\$1,526,421	\$5,857,799	\$7,384,220
September	2029	\$766,404,175	\$4,988,168	\$771,392,344	(\$20,746,676)	\$750,645,667	\$1,526,421	\$5,840,940	\$7,367,361
October	2029	\$766,404,175	\$3,461,747	\$769,865,923	(\$21,385,475)	\$748,480,447	\$1,526,421	\$5,824,092	\$7,350,513
November	2029	\$766,404,175	\$1,935,326	\$768,339,502	(\$22,022,890)	\$746,316,611	\$1,526,421	\$5,807,255	\$7,333,676
December	2029	\$766,404,175	\$408,905	\$766,813,081	(\$22,656,643)	\$744,156,438	\$1,526,421	\$5,790,446	\$7,316,867

## IIP Base Rate Derivation and Proof of Revenues

Proposed IIP Base Rate for Recovery Period April 1, 2025 to September 30, 2025

Schedule CAP-3

Page 1 of 7

IIP Revenue Requirement - Monthly **\$1,057,260**  
 IIP Revenue Requirement for 6 Months **\$6,343,559**

Base Rate Case Distribution Revenue (1)	TOTAL	RS	RT/RGT	GS	GST	GP	GT	LTG
Customer Related (Customer, Fixture)	\$ 64,175,380	\$ 36,251,498	\$ 1,178,908	\$ 12,234,717	\$ 111,352	\$ 289,247	\$ 499,839	\$ 13,609,819
Non Customer (kW, kWh, kVar, Misc. Lighting)	\$ 570,216,758	\$ 306,526,637	\$ 5,907,765	\$ 191,490,041	\$ 12,084,279	\$ 27,694,357	\$ 20,640,790	\$ 5,872,889
Total Distribution Revenue	\$ 634,392,138	\$ 342,778,135	\$ 7,086,673	\$ 203,724,758	\$ 12,195,631	\$ 27,983,604	\$ 21,140,629	\$ 19,482,708

### Proposed IIP Revenue Allocation

	TOTAL	RS	RT/RGT	GS	GST	GP	GT	LTG
Non Customer-related Distribution Revenues	\$ 570,216,758	\$ 306,526,637	\$ 5,907,765	\$ 191,490,041	\$ 12,084,279	\$ 27,694,357	\$ 20,640,790	\$ 5,872,889
% of Non Customer-related Revenues	<b>100.0%</b>	53.8%	1.0%	33.6%	2.1%	4.9%	3.6%	1.0%
Proposed IIP Revenue Requirements Allocation	<b>\$6,343,559</b>	\$3,410,054	\$65,723	\$2,130,292	\$134,435	\$308,095	\$229,625	\$65,335
<b>Projected 6 Months Units for Recovery (2)</b>								
Total kWh		5,279,055,976	88,119,784	3,229,725,913				
Total kW					631,324	1,857,433	2,637,601	
Total # of Fixture								1,453,103
IIP Rate (\$/kWh)		\$0.000646	\$0.000746	\$0.000660				
IIP Rate (\$/kWh with SUT)		\$0.000689	\$0.000795	\$0.000704				
IIP Rate (\$/kW)					\$0.21	\$0.17	\$0.09	
IIP Rate (\$/kW with SUT)					\$0.22	\$0.18	\$0.10	
IIP Rate (\$/Fixture)								\$0.04
IIP Rate (\$/Fixture with SUT)								\$0.04

### Proof of Revenues

Proposed IIP Revenue Recovered through Rates	\$6,351,477	\$3,410,270	\$65,737	\$2,131,619	\$132,578	\$315,764	\$237,384	\$58,124
Difference from IIP Revenue Requirements	\$7,918	\$216	\$15	\$1,327	-\$1,857	\$7,669	\$7,759	-\$7,211
\$/kWh, \$/kW or \$/Fixture		\$0.0000000	\$0.0000002	\$0.0000004	-\$0.003	\$0.004	\$0.003	-\$0.005

Note:

(1) BPU Order Docket No. ER20020146, dated 10/28/2020, "2020 Base Rate Filing"

(2) Forecast from April 1, 2025 to September 30, 2025

## IIP Base Rate Derivation and Proof of Revenues

Proposed IIP Base Rate for Recovery Period October 1, 2025 to September 30, 2026

Schedule CAP-3

Page 2 of 7

IIP Revenue Requirement - Monthly **\$2,134,963**  
 IIP Revenue Requirement for 12 Months **\$25,619,556**

Base Rate Case Distribution Revenue (1)	TOTAL	RS	RT/RGT	GS	GST	GP	GT	LTG
Customer Related (Customer, Fixture)	\$ 64,175,380	\$ 36,251,498	\$ 1,178,908	\$ 12,234,717	\$ 111,352	\$ 289,247	\$ 499,839	\$ 13,609,819
Non Customer (kW, kWh, kVar, Misc. Lighting)	\$ 570,216,758	\$ 306,526,637	\$ 5,907,765	\$ 191,490,041	\$ 12,084,279	\$ 27,694,357	\$ 20,640,790	\$ 5,872,889
Total Distribution Revenue	\$ 634,392,138	\$ 342,778,135	\$ 7,086,673	\$ 203,724,758	\$ 12,195,631	\$ 27,983,604	\$ 21,140,629	\$ 19,482,708

### Proposed IIP Revenue Allocation

	TOTAL	RS	RT/RGT	GS	GST	GP	GT	LTG
Non Customer-related Distribution Revenues	\$ 570,216,758	\$ 306,526,637	\$ 5,907,765	\$ 191,490,041	\$ 12,084,279	\$ 27,694,357	\$ 20,640,790	\$ 5,872,889

% of Non Customer-related Revenues	100.0%	53.8%	1.0%	33.6%	2.1%	4.9%	3.6%	1.0%
------------------------------------	--------	-------	------	-------	------	------	------	------

Proposed IIP Revenue Requirements Allocation	\$25,619,556	\$13,772,090	\$265,433	\$8,603,553	\$542,941	\$1,244,294	\$927,380	\$263,866
--	--------------	--------------	-----------	-------------	-----------	-------------	-----------	-----------

### Projected 12 Months Units for Recovery (2)

Total kWh	9,597,387,304	187,212,333	6,051,088,965					
Total kW				1,180,872	3,522,895	5,042,947		
Total # of Fixture								2,911,952
IIP Rate (\$/kWh)	\$0.001435	\$0.001418	\$0.001422					
IIP Rate (\$/kWh with SUT)	\$0.001530	\$0.001512	\$0.001516					
IIP Rate (\$/kW)				\$0.46	\$0.35	\$0.18		
IIP Rate (\$/kW with SUT)				\$0.49	\$0.37	\$0.19		
IIP Rate (\$/Fixture)								\$0.09
IIP Rate (\$/Fixture with SUT)								\$0.10

### Proof of Revenues

Proposed IIP Revenue Recovered through Rates	\$25,588,386	\$13,772,251	\$265,467	\$8,604,649	\$543,201	\$1,233,013	\$907,730	\$262,076
Difference from IIP Revenue Requirements	-\$31,170	\$161	\$34	\$1,096	\$260	-\$11,281	-\$19,650	-\$1,790
\$/kWh, \$/kW or \$/Fixture		\$0.0000000	\$0.0000002	\$0.0000002	\$0.000	-\$0.003	-\$0.004	-\$0.001

Note:

(1) BPU Order Docket No. ER20020146, dated 10/28/2020, "2020 Base Rate Filing"

(2) Forecast from October 1, 2025 to September 30, 2026

## IIP Base Rate Derivation and Proof of Revenues

Proposed IIP Base Rate for Recovery Period October 1, 2026 to September 30, 2027

Schedule CAP-3

Page 3 of 7

IIP Revenue Requirement - Monthly **\$3,692,226**  
 IIP Revenue Requirement for 12 Months **\$44,306,712**

Base Rate Case Distribution Revenue (1)	TOTAL	RS	RT/RGT	GS	GST	GP	GT	LTG
Customer Related (Customer, Fixture)	\$ 64,175,380	\$ 36,251,498	\$ 1,178,908	\$ 12,234,717	\$ 111,352	\$ 289,247	\$ 499,839	\$ 13,609,819
Non Customer (kW, kWh, kVar, Misc. Lighting)	\$ 570,216,758	\$ 306,526,637	\$ 5,907,765	\$ 191,490,041	\$ 12,084,279	\$ 27,694,357	\$ 20,640,790	\$ 5,872,889
Total Distribution Revenue	\$ 634,392,138	\$ 342,778,135	\$ 7,086,673	\$ 203,724,758	\$ 12,195,631	\$ 27,983,604	\$ 21,140,629	\$ 19,482,708

### Proposed IIP Revenue Allocation

	TOTAL	RS	RT/RGT	GS	GST	GP	GT	LTG
Non Customer-related Distribution Revenues	\$ 570,216,758	\$ 306,526,637	\$ 5,907,765	\$ 191,490,041	\$ 12,084,279	\$ 27,694,357	\$ 20,640,790	\$ 5,872,889
% of Non Customer-related Revenues	<b>100.0%</b>	53.8%	1.0%	33.6%	2.1%	4.9%	3.6%	1.0%
Proposed IIP Revenue Requirements Allocation	<b>\$44,306,712</b>	\$23,817,587	\$459,042	\$14,879,068	\$938,967	\$2,151,894	\$1,603,821	\$456,332
<b>Projected 12 Months Units for Recovery (2)</b>								
Total kWh		9,572,293,822	186,795,406	5,834,432,397				
Total kW					1,139,480	3,412,078	4,870,803	
Total # of Fixture								2,919,658
IIP Rate (\$/kWh)		\$0.002488	\$0.002457	\$0.002550				
IIP Rate (\$/kWh with SUT)		\$0.002653	\$0.002620	\$0.002719				
IIP Rate (\$/kW)					\$0.82	\$0.63	\$0.33	
IIP Rate (\$/kW with SUT)					\$0.87	\$0.67	\$0.35	
IIP Rate (\$/Fixture)								\$0.16
IIP Rate (\$/Fixture with SUT)								\$0.17

### Proof of Revenues

Proposed IIP Revenue Recovered through Rates	\$44,311,119	\$23,815,867	\$458,956	\$14,877,803	\$934,373	\$2,149,609	\$1,607,365	\$467,145
Difference from IIP Revenue Requirements	\$4,407	-\$1,720	-\$86	-\$1,266	-\$4,593	-\$2,284	\$3,544	\$10,813
\$/kWh, \$/kW or \$/Fixture		-\$0.0000002	-\$0.0000005	-\$0.0000002	-\$0.004	-\$0.001	\$0.001	\$0.004

Note:

(1) BPU Order Docket No. ER20020146, dated 10/28/2020, "2020 Base Rate Filing"

(2) Forecast from October 1, 2026 to September 30, 2027

## IIP Base Rate Derivation and Proof of Revenues

Proposed IIP Base Rate for Recovery Period October 1, 2027 to March 30, 2028

Schedule CAP-3

Page 4 of 7

IIP Revenue Requirement - Monthly **\$4,930,597**  
 IIP Revenue Requirement for 6 Months **\$29,583,583**

Base Rate Case Distribution Revenue (1)	TOTAL	RS	RT/RGT	GS	GST	GP	GT	LTG
Customer Related (Customer, Fixture)	\$ 64,175,380	\$ 36,251,498	\$ 1,178,908	\$ 12,234,717	\$ 111,352	\$ 289,247	\$ 499,839	\$ 13,609,819
Non Customer (kW, kWh, kVar, Misc. Lighting)	\$ 570,216,758	\$ 306,526,637	\$ 5,907,765	\$ 191,490,041	\$ 12,084,279	\$ 27,694,357	\$ 20,640,790	\$ 5,872,889
Total Distribution Revenue	\$ 634,392,138	\$ 342,778,135	\$ 7,086,673	\$ 203,724,758	\$ 12,195,631	\$ 27,983,604	\$ 21,140,629	\$ 19,482,708

### Proposed IIP Revenue Allocation

	TOTAL	RS	RT/RGT	GS	GST	GP	GT	LTG
Non Customer-related Distribution Revenues	\$ 570,216,758	\$ 306,526,637	\$ 5,907,765	\$ 191,490,041	\$ 12,084,279	\$ 27,694,357	\$ 20,640,790	\$ 5,872,889
% of Non Customer-related Revenues	<b>100.0%</b>	53.8%	1.0%	33.6%	2.1%	4.9%	3.6%	1.0%
Proposed IIP Revenue Requirements Allocation	<b>\$29,583,583</b>	\$15,902,998	\$306,502	\$9,934,751	\$626,948	\$1,436,819	\$1,070,871	\$304,693
<b>Projected 6 Months Units for Recovery (2)</b>								
Total kWh		4,326,184,034	98,977,637	2,755,431,129				
Total kW					526,061	1,608,197	2,316,879	
Total # of Fixture								1,462,769
IIP Rate (\$/kWh)		\$0.003676	\$0.003097	\$0.003606				
IIP Rate (\$/kWh with SUT)		\$0.003920	\$0.003302	\$0.003845				
IIP Rate (\$/kW)					\$1.19	\$0.89	\$0.46	
IIP Rate (\$/kW with SUT)					\$1.27	\$0.95	\$0.49	
IIP Rate (\$/Fixture)								\$0.21
IIP Rate (\$/Fixture with SUT)								\$0.22

### Proof of Revenues

Proposed IIP Revenue Recovered through Rates	\$29,575,924	\$15,903,053	\$306,534	\$9,936,085	\$626,012	\$1,431,295	\$1,065,764	\$307,182
Difference from IIP Revenue Requirements	-\$7,659	\$54	\$31	\$1,334	-\$936	-\$5,524	-\$5,107	\$2,488
\$/kWh, \$/kW or \$/Fixture		\$0.0000000	\$0.0000003	\$0.0000005	-\$0.002	-\$0.003	-\$0.002	\$0.002

Note:

(1) BPU Order Docket No. ER20020146, dated 10/28/2020, "2020 Base Rate Filing"

(2) Forecast from October 1, 2027 to March 30, 2028



## IIP Base Rate Derivation and Proof of Revenues

Proposed IIP Base Rate for Recovery Period April 1, 2028 to March 31, 2029

Schedule CAP-3

Page 5 of 7

IIP Revenue Requirement - Monthly **\$5,808,404**  
 IIP Revenue Requirement for 12 Months **\$69,700,853**

Base Rate Case Distribution Revenue (1)	TOTAL	RS	RT/RGT	GS	GST	GP	GT	LTG
Customer Related (Customer, Fixture)	\$ 64,175,380	\$ 36,251,498	\$ 1,178,908	\$ 12,234,717	\$ 111,352	\$ 289,247	\$ 499,839	\$ 13,609,819
Non Customer (kW, kWh, kVar, Misc. Lighting)	\$ 570,216,758	\$ 306,526,637	\$ 5,907,765	\$ 191,490,041	\$ 12,084,279	\$ 27,694,357	\$ 20,640,790	\$ 5,872,889
Total Distribution Revenue	\$ 634,392,138	\$ 342,778,135	\$ 7,086,673	\$ 203,724,758	\$ 12,195,631	\$ 27,983,604	\$ 21,140,629	\$ 19,482,708

### Proposed IIP Revenue Allocation

	TOTAL	RS	RT/RGT	GS	GST	GP	GT	LTG
Non Customer-related Distribution Revenues	\$ 570,216,758	\$ 306,526,637	\$ 5,907,765	\$ 191,490,041	\$ 12,084,279	\$ 27,694,357	\$ 20,640,790	\$ 5,872,889
% of Non Customer-related Revenues	<b>100.0%</b>	53.8%	1.0%	33.6%	2.1%	4.9%	3.6%	1.0%
Proposed IIP Revenue Requirements Allocation	<b>\$69,700,853</b>	\$37,468,503	\$722,140	\$23,406,922	\$1,477,130	\$3,385,240	\$2,523,042	\$717,877
<b>Projected 12 Months Units for Recovery (2)</b>								
Total kWh		9,576,603,305	186,578,008	5,520,351,924				
Total kW					1,073,083	3,227,753	4,629,771	
Total # of Fixture								2,931,360
IIP Rate (\$/kWh)		\$0.003913	\$0.003870	\$0.004240				
IIP Rate (\$/kWh with SUT)		\$0.004172	\$0.004126	\$0.004521				
IIP Rate (\$/kW)					\$1.38	\$1.05	\$0.54	
IIP Rate (\$/kW with SUT)					\$1.47	\$1.12	\$0.58	
IIP Rate (\$/Fixture)								\$0.24
IIP Rate (\$/Fixture with SUT)								\$0.26

### Proof of Revenues

Proposed IIP Revenue Recovered through Rates	\$69,675,196	\$37,473,249	\$722,057	\$23,406,292	\$1,480,854	\$3,389,141	\$2,500,077	\$703,526
Difference from IIP Revenue Requirements	-\$25,657	\$4,746	-\$83	-\$630	\$3,724	\$3,901	-\$22,965	-\$14,350
\$/kWh, \$/kW or \$/Fixture		\$0.0000005	-\$0.0000004	-\$0.0000001	\$0.003	\$0.001	-\$0.005	-\$0.005

Note:

(1) BPU Order Docket No. ER20020146, dated 10/28/2020, "2020 Base Rate Filing"

(2) Forecast from April 1, 2028 to March 31, 2029

## IIP Base Rate Derivation and Proof of Revenues

Proposed IIP Base Rate for Recovery Period April 1, 2029 to September 30, 2029

Schedule CAP-3

Page 6 of 7

IIP Revenue Requirement - Monthly **\$6,583,856**  
 IIP Revenue Requirement for 6 Months **\$39,503,133**

Base Rate Case Distribution Revenue (1)	TOTAL	RS	RT/RGT	GS	GST	GP	GT	LTG
Customer Related (Customer, Fixture)	\$ 64,175,380	\$ 36,251,498	\$ 1,178,908	\$ 12,234,717	\$ 111,352	\$ 289,247	\$ 499,839	\$ 13,609,819
Non Customer (kW, kWh, kVar, Misc. Lighting)	\$ 570,216,758	\$ 306,526,637	\$ 5,907,765	\$ 191,490,041	\$ 12,084,279	\$ 27,694,357	\$ 20,640,790	\$ 5,872,889
Total Distribution Revenue	\$ 634,392,138	\$ 342,778,135	\$ 7,086,673	\$ 203,724,758	\$ 12,195,631	\$ 27,983,604	\$ 21,140,629	\$ 19,482,708

### Proposed IIP Revenue Allocation

	TOTAL	RS	RT/RGT	GS	GST	GP	GT	LTG
Non Customer-related Distribution Revenues	\$ 570,216,758	\$ 306,526,637	\$ 5,907,765	\$ 191,490,041	\$ 12,084,279	\$ 27,694,357	\$ 20,640,790	\$ 5,872,889
% of Non Customer-related Revenues	<b>100.0%</b>	53.8%	1.0%	33.6%	2.1%	4.9%	3.6%	1.0%
Proposed IIP Revenue Requirements Allocation	<b>\$39,503,133</b>	\$21,235,368	\$409,275	\$13,265,932	\$837,167	\$1,918,593	\$1,429,940	\$406,858
<u>Projected 6 Months Units for Recovery (2)</u>								
Total kWh		5,258,939,165	87,832,244	2,747,697,911				
Total kW					544,518	1,616,799	2,306,898	
Total # of Fixture								1,468,608
IIP Rate (\$/kWh)		\$0.004038	\$0.004660	\$0.004828				
IIP Rate (\$/kWh with SUT)		\$0.004306	\$0.004969	\$0.005148				
IIP Rate (\$/kW)					\$1.54	\$1.19	\$0.62	
IIP Rate (\$/kW with SUT)					\$1.64	\$1.27	\$0.66	
IIP Rate (\$/Fixture)								\$0.28
IIP Rate (\$/Fixture with SUT)								\$0.30

### Proof of Revenues

Proposed IIP Revenue Recovered through Rates	\$39,514,816	\$21,235,596	\$409,298	\$13,265,886	\$838,558	\$1,923,990	\$1,430,277	\$411,210
Difference from IIP Revenue Requirements	\$11,682	\$228	\$24	-\$46	\$1,391	\$5,397	\$336	\$4,352
\$/kWh, \$/kW or \$/Fixture		\$0.0000000	\$0.0000003	\$0.0000000	\$0.003	\$0.003	\$0.000	\$0.003

Note:

(1) BPU Order Docket No. ER20020146, dated 10/28/2020, "2020 Base Rate Filing"

(2) Forecast from April 1, 2029 to September 30, 2029

## IIP Base Rate Derivation and Proof of Revenues

Proposed IIP Base Rate for Recovery Period October 1, 2029 to September 30, 2030

Schedule CAP-3

Page 7 of 7

IIP Revenue Requirement - Monthly **\$7,417,954**  
 IIP Revenue Requirement for 12 Months **\$89,015,444**

Base Rate Case Distribution Revenue (1)	TOTAL	RS	RT/RGT	GS	GST	GP	GT	LTG
Customer Related (Customer, Fixture)	\$ 64,175,380	\$ 36,251,498	\$ 1,178,908	\$ 12,234,717	\$ 111,352	\$ 289,247	\$ 499,839	\$ 13,609,819
Non Customer (kW, kWh, kVar, Misc. Lighting)	\$ 570,216,758	\$ 306,526,637	\$ 5,907,765	\$ 191,490,041	\$ 12,084,279	\$ 27,694,357	\$ 20,640,790	\$ 5,872,889
Total Distribution Revenue	\$ 634,392,138	\$ 342,778,135	\$ 7,086,673	\$ 203,724,758	\$ 12,195,631	\$ 27,983,604	\$ 21,140,629	\$ 19,482,708

### Proposed IIP Revenue Allocation

	TOTAL	RS	RT/RGT	GS	GST	GP	GT	LTG
Non Customer-related Distribution Revenues	\$ 570,216,758	\$ 306,526,637	\$ 5,907,765	\$ 191,490,041	\$ 12,084,279	\$ 27,694,357	\$ 20,640,790	\$ 5,872,889
% of Non Customer-related Revenues	<b>100.0%</b>	53.8%	1.0%	33.6%	2.1%	4.9%	3.6%	1.0%
Proposed IIP Revenue Requirements Allocation	<b>\$89,015,444</b>	\$47,851,285	\$922,250	\$29,893,143	\$1,886,454	\$4,323,313	\$3,222,194	\$916,805
<b>Projected 12 Months Units for Recovery (2)</b>								
Total kWh		9,600,502,874	187,051,460	5,166,605,025				
Total kW					1,006,658	3,044,336	4,375,516	
Total # of Fixture								2,943,218
IIP Rate (\$/kWh)		\$0.004984	\$0.004930	\$0.005786				
IIP Rate (\$/kWh with SUT)		\$0.005314	\$0.005257	\$0.006169				
IIP Rate (\$/kW)					\$1.87	\$1.42	\$0.74	
IIP Rate (\$/kW with SUT)					\$1.99	\$1.51	\$0.79	
IIP Rate (\$/Fixture)								\$0.31
IIP Rate (\$/Fixture with SUT)								\$0.33

### Proof of Revenues

Proposed IIP Revenue Recovered through Rates	\$89,020,734	\$47,848,906	\$922,164	\$29,893,977	\$1,882,450	\$4,322,957	\$3,237,882	\$912,397
Difference from IIP Revenue Requirements	\$5,290	-\$2,379	-\$86	\$834	-\$4,003	-\$356	\$15,688	-\$4,408
\$/kWh, \$/kW or \$/Fixture		-\$0.0000002	-\$0.0000005	\$0.0000002	-\$0.004	\$0.000	\$0.004	-\$0.001

Note:

(1) BPU Order Docket No. ER20020146, dated 10/28/2020, "2020 Base Rate Filing"

(2) Forecast from October 1, 2029 to September 30, 2030

Proposed Effective Date ==>	<b>IIP1</b>	<b>IIP2</b>	<b>IIP3</b>	<b>IIP4</b>	<b>IIP5</b>	<b>IIP6</b>	<b>IIP7</b>
Proposed Months of Recovery ==>	<b>4/1/2025</b>	<b>10/1/2025</b>	<b>10/1/2026</b>	<b>10/1/2027</b>	<b>4/1/2028</b>	<b>4/1/2029</b>	<b>10/1/2029</b>
	<b>6</b>	<b>12</b>	<b>12</b>	<b>6</b>	<b>12</b>	<b>6</b>	<b>12</b>

**Class Average Per Customer/Fixture**

Rate Class	Current Monthly Bill (1)	Proposed Monthly Bill (2)	Proposed Monthly Bill (2)	Proposed Monthly Bill (2)	Proposed Monthly Bill (2)	Proposed Monthly Bill (2)	Proposed Monthly Bill (2)	Proposed Monthly Bill (2)
Residential (RS)	\$119.02	\$119.56	\$120.22	\$121.10	\$122.10	\$122.30	\$122.40	\$123.19
Residential Time of Day (RT/RGT)	\$164.20	\$165.08	\$165.89	\$167.13	\$167.93	\$168.82	\$169.72	\$170.08
General Service – Secondary (GS)	\$612.43	\$615.47	\$618.99	\$624.19	\$629.07	\$631.99	\$634.70	\$639.12
General Service - Secondary Time of Day (GST)	\$34,850.66	\$34,980.72	\$35,140.34	\$35,364.99	\$35,598.17	\$35,719.70	\$35,820.20	\$36,027.11
General Service – Primary (GP)	\$48,532.18	\$48,669.61	\$48,814.67	\$49,043.71	\$49,257.14	\$49,386.93	\$49,501.46	\$49,689.74
General Service – Transmission (GT)	\$124,314.63	\$124,563.44	\$124,861.21	\$125,309.85	\$125,705.56	\$125,954.37	\$126,178.69	\$126,525.43
Lighting (Average Per Fixture)	\$11.70	\$11.75	\$11.80	\$11.87	\$11.93	\$11.96	\$12.00	\$12.03

**Incremental Monthly Increase in \$**

Rate Class	Current Monthly Bill (1)	Proposed Monthly Bill (2)	Proposed Monthly Bill (2)	Proposed Monthly Bill (2)	Proposed Monthly Bill (2)	Proposed Monthly Bill (2)	Proposed Monthly Bill (2)	Proposed Monthly Bill (2)
Residential (RS)	\$119.02	\$0.54	\$0.66	\$0.88	\$1.00	\$0.20	\$0.10	\$0.79
Residential Time of Day (RT/RGT)	\$164.20	\$0.88	\$0.81	\$1.24	\$0.80	\$0.89	\$0.90	\$0.36
General Service – Secondary (GS)	\$612.43	\$3.04	\$3.52	\$5.20	\$4.88	\$2.92	\$2.71	\$4.42
General Service - Secondary Time of Day (GST)	\$34,850.66	\$130.06	\$159.62	\$224.65	\$233.18	\$121.53	\$100.50	\$206.91
General Service – Primary (GP)	\$48,532.18	\$137.43	\$145.06	\$229.04	\$213.43	\$129.79	\$114.53	\$188.28
General Service – Transmission (GT)	\$124,314.63	\$248.81	\$297.77	\$448.64	\$395.71	\$248.81	\$224.32	\$346.74
Lighting (Average Per Fixture)	\$11.70	\$0.05	\$0.05	\$0.07	\$0.06	\$0.03	\$0.04	\$0.03

**Incremental Monthly Increase by %**

Rate Class	Current Monthly Bill (1)	Proposed Monthly Bill (2)	Proposed Monthly Bill (2)	Proposed Monthly Bill (2)	Proposed Monthly Bill (2)	Proposed Monthly Bill (2)	Proposed Monthly Bill (2)	Proposed Monthly Bill (2)
Residential (RS)	\$119.02	0.5%	0.6%	0.7%	0.8%	0.2%	0.1%	0.6%
Residential Time of Day (RT/RGT)	\$164.20	0.5%	0.5%	0.7%	0.5%	0.5%	0.5%	0.2%
General Service – Secondary (GS)	\$612.43	0.5%	0.6%	0.8%	0.8%	0.5%	0.4%	0.7%
General Service - Secondary Time of Day (GST)	\$34,850.66	0.4%	0.5%	0.6%	0.7%	0.3%	0.3%	0.6%
General Service – Primary (GP)	\$48,532.18	0.3%	0.3%	0.5%	0.4%	0.3%	0.2%	0.4%
General Service – Transmission (GT)	\$124,314.63	0.2%	0.2%	0.4%	0.3%	0.2%	0.2%	0.3%
Lighting (Average Per Fixture)	\$11.70	0.4%	0.4%	0.6%	0.5%	0.3%	0.3%	0.2%

**Typical Residential Customer on RS Rate**

	Current Monthly Bill (1)	Proposed Monthly Bill (2)	Proposed Monthly Bill (2)	Proposed Monthly Bill (2)	Proposed Monthly Bill (2)	Proposed Monthly Bill (2)	Proposed Monthly Bill (2)	Proposed Monthly Bill (2)
Residential (RS) using 783 kW per Month	\$116.88	\$117.42	\$118.07	\$118.95	\$119.94	\$120.14	\$120.25	\$121.04
Incremental Increase		\$0.54	\$0.66	\$0.88	\$0.99	\$0.20	\$0.10	\$0.79
% of Incremental Increase		0.5%	0.6%	0.7%	0.8%	0.2%	0.1%	0.7%
Cumulative Increase from Current		\$0.54	\$1.20	\$2.08	\$3.07	\$3.27	\$3.37	\$4.16
% of Cumulative Increase from Current		0.5%	1.0%	1.8%	2.6%	2.8%	2.9%	3.6%

Note: (1) Rates effective as of October 1, 2023

(2) IIP rates rolled into Base Rates effective as proposed, all other rates unchanged from October 1, 2023.